


**THE EFFECT OF USING WEB-BASED LEARNING TO IMPROVE THE  
STUDENTS' INTERACTIONAL SPEAKING SKILLS FOR THE SECOND GRADE  
STUDENTS AT SMKN 3 BULUKUMBA**



**A Thesis**

Submitted In Partial Fulfillment of the Requirements for the Degree of  
Sarjana Pendidikan in English Education Department of Tarbiyah and Teacher  
Training Faculty of UIN Alauddin Makassar

UNIVERSITAS ISLAM NEGERI  
**ALAUDDIN**  
By  
**ARIQHA YULIZHA YAMIN**  
Reg. Number: 20400120036

**ENGLISH EDUCATION DEPARTMENT  
TARBIYAH AND TEACHER TRAINING FACULTY  
UNIVERSITAS ISLAM NEGERI ALAUDDIN MAKASSAR**

**2024**

## PERNYATAAN KEASLIAN SKRIPSI


Mahasiswa yang bertanda tangan di bawah ini:

Nama : Ariqha Yulizha Yamin  
NIM : 20400120036  
Tempat/Tanggal Lahir : Bulukumba/11 Juli 2002  
Jurusan/Prodi : Pendidikan Bahasa Inggris  
Fakultas : Tarbiyah dan Keguruan  
Alamat : Perum. Graha Surandar Permai 2, Blok C,  
No. 11  
Judul : The Effect of Using Web-Based Learning  
to Improve The Students' Interactional  
Speaking Skills for The Second Grade  
Students at SMKN 3 Bulukumba

Menyatakan dengan sesungguhnya dan penuh kesadaran bahwa skripsi ini benar adalah hasil karya sendiri. Jika di kemudian hari terbukti bahwa ia merupakan duplikat, tiruan, plagiat, atau dibuat oleh orang lain, sebagian atau seluruhnya, maka skripsi dan gelar yang diperoleh karenanya batal demi hukum.

Gowa, 27 Juli 2024

Penyusun,



Ariqha Yulizha Yamin

NIM. 20400120036

### PERSETUJUAN UJIAN SKRIPSI (MUNAQASYAH)

Dewan penguji skripsi Saudari Ariqha Yulizha Yamin, NIM: 20400120036, mahasiswa Prodi Pendidikan Bahasa Inggris (PBI) Fakultas Tarbiyah dan Keguruan UIN Alauddin Makassar, setelah dengan saksama meneliti dan mengoreksi skripsi yang bersangkutan dengan judul **"The Effect Of Using Web-Based Learning To Improve The Students' Interactional Speaking Skills For The Second Grade Students At SMKN 3 Bulukumba"**, memandang bahwa naskah skripsi tersebut telah memenuhi syarat-syarat ilmiah dan dapat disetujui untuk diajukan dalam sidang **Ujian Skripsi (Munaqasyah)**.

Demikian persetujuan ini diberikan untuk proses selanjutnya.

Gowa, 17 Juli 2024

#### PEMBIMBING:

1. Dr. Kaharuddin, S.IP., M.Hum.

  
(.....)

2. Multazam Abubakar, M.Hum.


  
(.....)

#### PENGUJI:

1. Masykur Rauf, M.Pd

  
(.....)

2. Indah Fadhillah Rahman, S.Pd.I., M.Hum.

  
(.....)

3. Dr. Kaharuddin, S.IP., M.Hum.


  
(.....)

4. Multazam Abubakar, M.Hum.

  
(.....)

Diketahui oleh:

Ketua Prodi Pendidikan Bahasa Inggris,



Dr. Sitti Nurpahmi, S.Pd., M.Pd.

NIP. 19740308 200901 2 003

### PENGESAHAN SKRIPSI

Skripsi berjudul "**The Effect of Using Web-Based Learning to Improve The Students' Interactional Speaking Skills for The Second Grade Students at SMKN 3 Bulukumba**", yang disusun oleh Saudari Ariqha Yulizha Yamin, NIM: 20400120036, mahasiswi Program Studi PBI Fakultas Tarbiyah dan Keguruan UIN Alauddin Makassar, telah diuji dan dipertahankan dalam sidang Ujian Skripsi (Munaqasyah) yang diselenggarakan pada hari Kamis, tanggal 01 Agustus 2024 M. bertepatan dengan tanggal 17 Rabiul Awal 1446 H, dinyatakan telah dapat diterima sebagai salah satu syarat untuk memperoleh gelar Sarjana Pendidikan pada Jurusan Pendidikan Bahasa Inggris dengan beberapa perbaikan.

Gowa, 05 Agustus 2024

#### DEWAN PENGUJI:

Nomor SK 3139 Tahun 2024

Ketua Sidang : Dr. Sitti Nurpahmi, S.Pd., M.Pd.

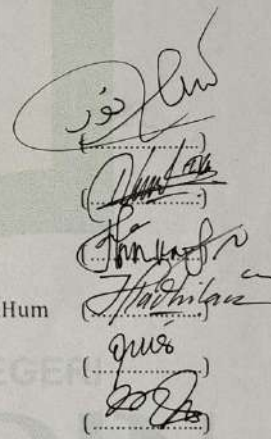
Sekretaris Sidang : Nur Aliyah Nur, M.Pd.

Penguji I : Masykur Rauf, M.Pd.


Penguji II : Indah Fadhilah Rahman, S.Pd.I., M.Hum

Pembimbing I : Dr. Kaharuddin, S.IP., M.Hum.

Pembimbing II : Multazam Abubakar, M.Hum.



Disahkan Oleh:  
Dekan FTK UIN Alauddin Makassar,



Dr. H. Andi Achruh, M.Pd. I.  
NIP. 19660908 199403 1 002

بِسْمِ اللَّهِ الرَّحْمَنِ الرَّحِيمِ

## ACKNOWLEDGEMENTS

*Alhamdulillah Rabbil Alamin*, the researcher extends her heartfelt gratitude and praise to *Allah Subhanahu Wata'ala* for His immense grace, blessings, and good health, which have enabled her to complete this thesis. She also sends salutations and peace upon the Prophet *Muhammad Sallallahu Alaihi' Wasallam*, whose guidance has led us from darkness to the light of truth and righteousness.

The researcher fully realizes that this thesis still has various shortcomings and weaknesses, inseparable from the limits of the researcher's abilities and experience. However, thanks to the grace and blessings of *Allah Subhanahu Wata'ala*, as well as guidance, support, and motivation from various parties who have played an active role in preparing this thesis, the researcher was finally able to complete it. With gratitude, the researcher would like to express her deepest gratitude and appreciation to her beloved parents, namely the researcher's father **Muhammad Yamin, S.Pd.**, and the researcher's mother **Hasmawati**, who have given love, affection, and sacrificed time, energy, and prayers in educating and raising the researcher. Their continuous prayers and blessings have been a source of strength and enthusiasm for the researcher during this learning process. The researcher would also like to express her highest appreciation and gratitude to:


1. **Prof. Drs. Hamdan Juhannis M.A, Ph.D.** Rector of Universitas Islam Negeri (UIN) Alauddin Makassar
2. **Dr. H. Andi Achruh, M.Pd. I.** as the dean of the Faculty of Tarbiyah and Teacher Training, Universitas Islam Negeri (UIN) Alauddin Makassar.

3. **Dr. Sitti Nurpahmi, M.Pd.,** and **Nur Aliyah Nur, S.Pd.I., M.Pd.,** as the head and secretary of English Education Departement, Faculty of Tarbiyah and Teacher Training, Universitas Islam Negeri (UIN) Alauddin Makassar.
4. **Dr. Kaharuddin, S.Ip., M.Hum.,** as the first supervisor, and **Multazam Abubakar, M.Hum.,** as the second supervisor who has provided invaluable advice, correction, and supported researchers so that the researchers can complete this thesis.
5. **Masykur Rauf, M.Pd.,** and **Indah Fadhilah Rahman, S.Pd.I., M.Hum.** as examiners who corrected and provided suggestions that could improve the quality of this thesis writing.
6. **All the lecturers and staff of Tarbiyah and the Teacher Training Faculty** of Alauddin State Islamic University of Makassar for their guidance during her study.
7. **Students from class XI TKJ of SMKN 3 Bulukumba** who have given their time and activities to become research subjects in this study.
8. **Fatmawati, S.Pd.I.,** as the teacher of English at SMKN 3 Bulukumba who has been very helpful to the researcher and this research process.
9. **Andi Putri Adinda Lestari** and **Lutfia Fauziah,** as friends of researchers who always support and entertain researchers.
10. **Marhaeni** and **St. Nurfadilah,** the researcher's closest friends at the university, whose ongoing support and inspiration were crucial in the thesis preparation process
11. Big family of **KKN Angkatan 72 Posko 4 Desa Taccorong,** Kecamatan Gantarang, Kabupaten Bulukumba.

12. All research friends, especially **PBIB 2020** for the togetherness, laughter, support, and memories that will certainly be remembered forever.

Gowa, 27 Juli 2024

**Researcher,**



**Ariqha Yulizha Yamin**

**NIM. 20400120036**



UNIVERSITAS ISLAM NEGERI  
**ALAUDDIN**  
M A K A S S A R

## TABLE OF CONTENTS

<b>PERNYATAAN KEASLIAN SKRIPSI.....</b>	<b>i</b>
<b>ACKNOWLEDGEMENTS.....</b>	<b>iv</b>
<b>TABLE OF CONTENTS.....</b>	<b>vii</b>
<b>LIST OF PICTURES .....</b>	<b>ix</b>
<b>LIST OF TABLES .....</b>	<b>x</b>
<b>LIST OF FIGURES.....</b>	<b>xi</b>
<b>LIST OF APPENDICES.....</b>	<b>xii</b>
<b>ABSTRACT .....</b>	<b>xiii</b>
<b>CHAPTER I.....</b>	<b>1</b>
<i>A. Background.....</i>	<i>1</i>
<i>B. Research Question.....</i>	<i>5</i>
<i>C. Hypothesis.....</i>	<i>5</i>
<i>D. Operational Definition of Key Terms and Research Scope.....</i>	<i>6</i>
<i>E. Research Significances.....</i>	<i>7</i>
<i>F. Previous Research.....</i>	<i>8</i>
<i>G. Research Objective.....</i>	<i>12</i>
<b>CHAPTER II .....</b>	<b>13</b>
<i>A. The Nature of Speaking.....</i>	<i>13</i>
<i>B. Web-Based Learning.....</i>	<i>14</i>
<i>C. Web-Based Learning Using Youtube Platform .....</i>	<i>16</i>
<i>D. Peppa Pig Videos.....</i>	<i>20</i>
<i>E. Theoretical Framework.....</i>	<i>23</i>
<b>CHAPTER III.....</b>	<b>25</b>
<i>A. Type of Research and Research Site .....</i>	<i>25</i>
<i>B. Research Approach.....</i>	<i>27</i>
<i>C. Population and Sample .....</i>	<i>27</i>
<i>D. Data Source .....</i>	<i>28</i>
<i>E. Data Collection Method.....</i>	<i>29</i>
<i>F. Research Instrument.....</i>	<i>31</i>
<i>G. Data Analysis Technique .....</i>	<i>32</i>
<b>CHAPTER IV.....</b>	<b>37</b>
<i>A. Findings.....</i>	<i>37</i>
<i>B. Discussions.....</i>	<i>55</i>
<b>CHAPTER V .....</b>	<b>61</b>




<i>A. Conclusion</i> .....	61
<i>B. Suggestion</i> .....	61
<b>BIBLIOGRAPHY</b> .....	<b>63</b>
<b>CURRICULUM VITAE</b> .....	<b>96</b>



UNIVERSITAS ISLAM NEGERI  
**ALAUDDIN**  
M A K A S S A R


## LIST OF PICTURES

Picture 2. 1 YouTube Page View.....	17
Picture 2. 2 Search Field on Youtube.....	18
Picture 2. 3 Screenshots of Each Video Searched.....	18
Picture 2. 4 Full View of The Selected Video .....	19
Picture 2. 5 Some Features of Youtube .....	19
Picture 2. 6 Display After The Video is Finished.....	20
Picture 2. 7 Peppa Pig Barcode Chanel Video .....	20
Picture 2. 8 Peppa Pig Videos Youtube Channel .....	21
Picture 2. 9 Episodes from Peppa Pig Videos.....	21




## LIST OF TABLES

Table 3. 1 Speaking Assessment Criteria .....	31
Table 3. 2 Speaking Rating Scale .....	33
Table 4. 1 The Result of Pre-Test .....	47
Table 4. 2 Statistics of Pre-Test .....	48
Table 4. 3 The Result of Post-Test .....	49
Table 4. 4 Statistics of Post-Test .....	50
Table 4. 5 The Scores Comparison Between Pre-Test .....	52
Table 4. 6 Test of Normality .....	54
Table 4. 7 Paired Samples t-test .....	55



## LIST OF FIGURES

Figure 2. 1 Theoretical Framework.....	23
Figure 4. 1 A Framework of Web-Based Learning Material .....	43
Figure 4. 2 The Pre-Test Score Distribution and Frequency.....	48
Figure 4. 3 Average Score of Each Component on Pre-Test .....	48
Figure 4. 4 The Post-Test Score Distribution and Frequency.....	50
Figure 4. 5 Average Score of Each Component on Post-Test .....	51
Figure 4. 6 The Comparison Between Pre-Test and Post-Test Scores Distribution.....	53



## LIST OF APPENDICES

APPENDIX I : LESSON PLAN.....	66
APPENDIX II : TEACHING MATERIAL UNIT 1.....	75
APPENDIX III : TEACHING MATERIAL UNIT 2.....	77
APPENDIX IV : TEACHING MATERIAL UNIT 3.....	79
APPENDIX V : INSTRUMENT OF PRE-TEST.....	81
APPENDIX VI : INSTRUMENT OF POST-TEST.....	83
APPENDIX VII : RESEARCH PERMISSION LETTER FROM LP2M UIN ALAUDDIN MAKASSAR.....	85
APPENDIX VIII : RESEARCH PERMISSION LETTER FROM DPMPTSP.....	86
APPENDIX IX : REPLY TO RESEARCH PERMISSION LETTER FROM SMKN 3 BULUKUMBA.....	87
APPENDIX X : PRE-TEST ASSESSMENT SHEET.....	88
APPENDIX XI : POST-TEST ASSESSMENT SHEET.....	90
APPENDIX XII : DOCUMENTATION.....	92



## ABSTRACT

**Name** : Ariqha Yulizha Yamin  
**Reg. Number** : 20400120036  
**Title** : *“The Effect of Using Web-Based Learning to Improve The Students’ Interactional Speaking Skills for The Second Grade Students at SMKN 3 Bulukumba.”*  
**Consultant I** : Dr. Kaharuddin, S.Ip., M.Hum.  
**Consultant II** : Multazam Abubakar, M.Hum.

---

---

This study was conducted to find out the extent of the effect of using web-based learning in improving the interactional speaking skills of grade XI students at SMKN 3 Bulukumba. This research focuses mainly on Peppa Pig videos available on the YouTube platform. The research explores the impact of using this content on five important components in assessing speaking skills: pronunciation, grammar, vocabulary, fluency, and comprehension.

The research method used in this research is quantitative, with a pre-experiment design, namely one group pretest-posttest design, with a total sample of 15 students from class XI TKJ at SMKN 3 Bulukumba.

The findings revealed that, according to the research data, the XI TKJ students at SMKN 3 Bulukumba had an average pre-test score of 11.33, which was considered to be in the fair range. However, after undergoing the treatment, their average post-test score improved to 16.20, placing it in the good range. This improvement is confirmed by the one-sample t-test results, where the significance value (2-tailed) of 0.000 is less than 0.05, indicating a positive effect on the students' interactional speaking skills. Furthermore, the *t-value* of 19.031 exceeds the *t-table* value of 2.145, leading to the rejection of the null hypothesis ( $H_0$ ) and acceptance of the alternative hypothesis ( $H_1$ ).

This research can then become a reference that is credible for other researchers and can be applied by teachers because the teaching materials in this study were made following the K13 lesson plan format used at SMKN 3 Bulukumba.

**Keywords:** *Interactional Speaking, Web-Based Learning, Peppa Pig Video*

## CHAPTER I

### INTRODUCTION

#### *A. Background*

Good speaking skills are the most vital English competency for students, as they can create a more conducive environment for both teaching and learning in the classroom. Because giving and receiving information from teachers to students is easier to understand. According to Miranda & Wahyudin (2023), speaking is the ability to articulate thoughts and communicate messages through oral expression. Richards (2008), classifies speaking based on its function into three main parts, namely speaking as interaction, transactional, and performance.

Speaking as interaction is an oral communication process that primarily aims to build and maintain relationships in the context of social interaction. It emphasizes the importance of speaking skills in strengthening social ties and maintaining harmonious interactions in society. Added by Kaharuddin (2018), it is called speaking as interaction because there are several things, namely building social interaction, focusing on one's needs and satisfaction in the social sphere, and being interactive and two-way. Allah SWT has even created humans in the best possible form and given them the ability to speak so that they can communicate with each other.

This is mentioned in Q.S. Ar-Rahman/55:3-4, namely:

خَلَقَ الْإِنْسَانَ (۳) عَلَّمَهُ الْبَيَانَ (۴)

Meaning:

*"...He created humans. He taught him how to explain..."*

The above verse explains that Allah has given humans the capability to talk and communicate, where this ability is one form of privilege that Allah gave to humans, to communicate with each other. The ability to speak is a gift and a sign of Allah's greatness that humans need to remember and be grateful for.

In the language learning context, students' success is generally assessed by their ability to apply the knowledge they have acquired when communicating. However, this process is often faced with specific challenges, especially regarding students' difficulties in developing speaking skills. This skill requires time dedication and intensive practice and is often the most complicated for some students. Although students have a deep understanding of the material learned, their ability to apply it in conversation is often a major obstacle that needs to be overcome in language learning. Teachers sometimes try to overcome this problem by giving examples using the students' mother tongue, but such actions may cast doubt on the teacher's language ability. Therefore, teachers can consider other strategies in the teaching and learning process, one of which is using technology as a medium to improve students' speaking ability.

Technology today is a key driver in various aspects of life, affecting not only adults but also children. The major role of technology in society is not only limited to lifestyle but also shapes and advances the field of education. The use of technologies such as laptops, computers, smartphones, and tablets has become an inseparable part of everyday life, providing convenience and



comfort. In the context of education, Gunada (2018) argues that technology-based strategies for teaching have been implemented successfully in various kinds of institutions around the world. This shows that technology not only supports daily activities but also has a significant role in upgrading the quality of the curriculum and also as a medium in the teaching and learning process.

Many kinds of media can be used in the field of education. Suryana et al., (2020) argue that media education is any type of media used to teach students in a particular subject, where the media can be utilized at both home and in the classroom. Media in the process of teaching and learning can be separated into several categories, such as print media, non-print media, and electronic media. There are different types of electronic media, including magazines, newspapers, radio, television, internet, and so on. One of the media that uses the internet is the Web which was founded by Tim Berners-Lee in 1989, but the first networked website appeared in 1991. A Website is a set of web pages that are generally organized in a domain or subdomain on the World Wide Web (WWW) on the internet or a combination of all internet resources and users using the Hypertext Transfer Protocol (HTTP) (Pamungkas, 2018; Rouse in Suryana et al., 2020). The web is one of the media that may be used in the teaching and learning environment. Bashori et al., (2022) argue that web-based learning can have a positive influence on students' learning enjoyment, vocabulary improvement, and speaking skills. With web-based learning, students can access their learning materials online, thus enabling learning progress tailored to each individual's needs. Thus, web-based learning gives students the power to organize their learning process and form connections that are beneficial in the development of their knowledge and skills.

From the preliminary research carried out on 12 January 2023, the researcher asked the English teacher at SMKN 3 Bulukumba to measure students' speaking skills by applying the roleplay method. According to Oradee cited by Brown and Abeywickrama (2019), roleplay is a popular teaching technique in the communicative language teaching classroom, which can free students to be extra creative in their linguistic output. The researcher randomly selected a sample of 6 people who were then divided into 3 groups. After that, the students were given several situations to create conversations according to the context. From the results of observing students' conversation videos, the researcher concluded that students' speaking skills at SMKN 3 Bulukumba, especially class XI, were still lacking. Students tend to stammer in speaking, and the use of vocabulary is too fixated on the results of Google Translate. As a result, the sentences produced sounded stiff, as well as the pronunciation. Seeing these results, the researcher decided to use web-based learning media, especially Peppa Pig videos on the YouTube platform to improve students' speaking skills, especially within the context of interactional speaking skills.

Researchers chose to use web-based learning media, especially Peppa Pig videos on the YouTube platform because, by the use of YouTube, students can more easily observe the way a native speaker is speaking. Not only that, students may also happily learn to practice the correct mimicry, expression, intonation, and vocabulary in speaking (Meinawati et al., 2020). The short video duration and interesting activities in the Peppa Pig video can attract students' attention. In addition, the video features daily activities that help students learn to interact with others to support the socialization process in society. This study supports Shin and Crandall's (2013) theory which states

that students in the young learner's category tend to be imaginative, like to fantasize, are easily distracted, have a short attention span, and are learning to socialize with others.

Therefore, the researcher proposed a Peppa Pig video on the YouTube platform as a medium to teach speaking in class XI of SMKN 3 Bulukumba. On the other hand, the use of this video can be helpful for students in understanding the material easily and it is an interesting way for students to learn English, especially in learning speaking. Based on the reasons outlined above, the researcher has chosen to undertake a study entitled "***The Effect of Using Web-Based Learning to Improve the Students' Interactional Speaking Skills for the Second Grade Students at SMKN 3 Bulukumba.***"

### **B. Research Question**

Referring to the background that has been described earlier, the research question in this study is, "***To what extent is the effect of using web-based learning in improving interactional speaking skills of class XI students at SMKN 3 Bulukumba?***".

### **C. Hypothesis**

H<sub>0</sub> (Null Hypothesis) : The use of web-based learning can not improve the interactional speaking skills of the XI-grade students at SMKN 3 Bulukumba.

H<sub>1</sub> (Alternative Hypothesis) : The use of web-based learning can improve the interactional speaking skills of the XI-grade students at SMKN 3 Bulukumba.

## **D. Operational Definition of Key Terms and Research Scope**

### **1. Operational Definition of Key Terms**

To simplify the topic for readers, the researcher added explanations for important terms, namely:

#### **a. Web-based Learning**

Web-based learning is an educational method that utilizes the internet and online platforms as the main medium to deliver learning materials, facilitate student-teacher interaction, and provide various learning resources.

#### **b. Interactional Speaking Skills**

Interactional speaking is a person's ability to participate communicatively in the process of conversation and interaction, and to establish and maintain relationships in the context of social interaction. It emphasizes that the importance of speaking in society lies in one's capacity and ability to foster social relationships and ensure that interactions remain positive.

#### **c. Peppa Pig**

Peppa Pig videos is an animated series that originated in the United Kingdom. The show centers on Peppa, an anthropomorphic female pig, who lives with Daddy Pig, Mommy Pig, and Peppa's younger brother George. Besides featuring Peppa's family, the animation also features Peppa and George's interactions with their friends. Peppa Pig episodes tend to feature their daily activities, such as going to school, riding bikes, visiting relatives, or going on vacation.

### **2. Research Scope**

Drawing on the above background, this study focused on the effect of using web-based learning media, specifically Peppa Pig videos on the

YouTube platform, in improving students' speaking skills, especially in interactional speaking, within the context of casual conversation. The researcher focuses on the 5 assessed components in speaking, namely pronunciation, grammar, vocabulary, fluency, and comprehension. In addition, this study used a quantitative research design and was conducted in class XI at SMKN 3 Bulukumba.

### **E. Research Significances**

This research is beneficial for:

#### **1. Theoretical Significance**

This research is useful to facilitate students in improving their speaking skills using web-based learning, especially Peppa Pig videos on the YouTube platform. Thus, the above argument is supported by the theories contained in this study. One of them is the theory from Wulandari & Mandasari (2019), which states that the use of videos not only provides authentic and easy-to-understand language use input but also helps students master speaking skills in linguistic and cultural contexts.

#### **2. Practical Significance**

Practically, this research offers the following benefits:

##### **a. For Students**

This research can assist students in enhancing their speaking skills by utilizing web-based learning tools, specifically Peppa Pig videos on YouTube.

##### **b. For Teachers**

This research assists teachers with speaking skills and provides strategies for making the learning experience more enjoyable for students.

c. For Other Researchers

Researchers with related topics can use this study as a reference to guide their research efforts.

## **F. Previous Research**

As for some previous studies that researchers consider relevant to this research, they are as follows:

1. The first study was conducted by Nurlita (2023), with the title "*The Effect Of Using Youtube Video Learning Resources To Teach Students' Transactional Speaking Skills Of Second Grade Students At Senior High School 12 Luwu.*" The results showed that the average pre-test score for class XI was 7.35. After the implementation of the treatment, students experienced an increase in their average score to be higher. Analysis of the data demonstrated a significant improvement in students' transactional speaking skills with the use of YouTube videos as a learning tool. This is further confirmed by the one-sample t-test, which has a significance level (2-tailed) of 0.000, less than 0.05, indicating that the treatment had a significant effect. As a result, the null hypothesis ( $H_0$ ) is rejected and the alternative hypothesis ( $H_1$ ) is accepted.
2. The second study was conducted by Misela & Aji (2023), with the title "*Using YouTube Video to Improve Students' Speaking Skill at Eleventh of SMA Wahidiyah Gumukmas Jember.*" This study aimed to improve students' speaking skills through the use of YouTube videos and explore how this technique can improve students' English speaking skills. This research was conducted in class XI of Wahidiyah High School Gumukmas Jember with 4 students as respondents. The results demonstrated that using YouTube videos as a learning tool effectively

improved students' speaking skills. Data indicated increased motivation, interest, and confidence in speaking English following the use of these videos. Initially, none of the 4 students met the Minimum Completeness Criteria (KKM) in the pre-test, with an average score of 55. However, after the first cycle post-test, 50% of the students (2 out of 4) achieved the KKM, with an average score of 70. By the second cycle post-test, the average score improved to 82, and all students reached a score above the KKM threshold of 75. This shows that YouTube videos were successful in improving students' speaking skills.

3. The third study was conducted by Imran & Sulviana (2022), with the title "*Using BBC Web-Based Learning Courses to Improve Vocational High School (VHS) Students' Speaking Skills.*" This study examines the effectiveness of the BBC Web-based Learning Course in improving the speaking skills of Vocational High School (SMK) students, with a sample of 45 students at SMK Nurul Qalam Makassar. The primary goal of this study was to assess whether the BBC Web-based Learning Course could enhance students' speaking skills using a quantitative approach and a pre-experimental design. The results revealed a significant improvement from the pretest to the posttest, with the posttest scores being statistically higher. The average score increased from 49.30 in the pretest to 80.22 in the posttest. These findings indicate that the BBC Web-based Learning Course is effective in improving students' speaking skills.
4. The fourth study was conducted by Anggraini (2021), with the title "*Improving Student's Speaking Skill Using YouTube Video as Media: An Action Research.*" The research aimed to enhance students' speaking

proficiency through the use of YouTube videos. It explored how YouTube, as an educational tool, could contribute to improving students' speaking abilities. With the Covid-19 pandemic necessitating online learning and limited face-to-face interactions, the study focused on students enrolled in the Easy English course. Particularly, children at this level exhibited notably low proficiency in speaking English, facing challenges with traditional methods. Seeking to innovate, the researcher implemented classroom action research involving speaking assessments and interviews. YouTube videos were incorporated into lessons, with students watching and practicing based on these resources. Each class, typically comprising 7 to 10 students, underwent three cycles of evaluation, with scores reflecting speaking proficiency. Results indicated observable progress: average scores increased from 65 points in the initial cycle to 75 points in the second, and further to 85 points by the third cycle, highlighting the effectiveness of YouTube videos in enhancing students' speaking skills.

5. The fifth study was conducted by Suryana et al., (2020), with the title "*Enhancing Students' English Speaking Skills Through Web-Based Teaching.*" This study aims to explore teachers' perceptions regarding the use of web-based media to improve students' speaking skills at SMPN 3 Pleret, by selecting two English teachers as research subjects. However, only one of the two teachers utilized web media to teach speaking skills. The researcher applied qualitative methods with data collection techniques through interviews. The results showed that the use of specialized websites such as [www.englishclub.com](http://www.englishclub.com) and [www.esllab.com](http://www.esllab.com) in teaching English proved effective in improving



students' speaking skills. Nonetheless, the study also found that thorough preparation by teachers, including material planning before teaching using web platforms, is crucial to ensure that the use of web media in teaching can provide effective and beneficial results for students.

6. The last study was conducted by Mendis and Dharmawan (2019) with the title "*Understanding Learner Interaction in Web-Based Learning to Improve English Speaking Skills in Second Grade of SMAN 4 Senior High School Bandar Lampung: Using Canvas Learning Management System.*" This study set out to explore how the Canvas LMS learning management system supported interaction in a speaking class and to measure its effectiveness in improving the speaking skills of grade XI students at SMAN 4 Jakarta. The research used a mixed-methods approach, including data collection through questionnaires, observations, pre-tests, and post-tests. The findings showed that Canvas LMS was successful in improving students' speaking skills, as demonstrated by the experimental group's total score of 932 and a t-count of 2.636, which exceeds the t-table value of 2.042. Additionally, the significance level of 0.013, which is lower than the 0.05 threshold, indicates that there is a significant difference between the average scores of the experimental and control groups.

Based on some of the previous studies above, it can be concluded that web-based teaching can improve students' speaking skills. In addition, the similarities and differences from previous studies where this study uses web-based teaching to improve speaking skills. One of the six studies above used qualitative research methods, and also one other used action research

methods. The difference with this study is that the researcher uses quantitative methods in processing data. In addition, three of the six studies above used web-based teaching with different types. In this study, the researcher uses the type of video found on the YouTube platform. Another difference is the focus of the research. The previous studies focused on speaking in general and speaking in an interactional context. In this study, the researcher chose to focus more on interactional speaking skills.

### **G. Research Objective**

In response to the research questions outlined, the objective of this study is to determine the extent of the effect of using Web-based learning in improving the interactional speaking skills of class XI students at SMKN 3 Bulukumba.



## CHAPTER II

### REVIEW OF LITERATURE

#### A. *The Nature of Speaking*

##### 1. Definition of Speaking

One of the most crucial skills for students to develop in English is speaking, a core component of the language alongside reading, writing, and listening. Speaking involves the verbal use of language to convey ideas and ensure that others comprehend the intended message. There are many expert opinions regarding the definition of speaking. Brown and Abeywickrama (2019), state that speaking is an oral production that indirectly involves aural comprehension interaction. The same opinion is also conveyed by Nunan, who states that speaking involves the production of systematic verbal utterances, intending to be heard by others (Masuram and Sripada, 2019). In addition, Kaharuddin (2018) also describes speaking as the process of articulating thoughts and feelings through a structured series of sounds, vocabulary, phrases, and sentences to achieve a specific communicative function.

Aside from some of the definitions of speaking above, Richards (2008) specifically divides speaking based on its function into three parts, namely speaking as interaction, speaking as transaction, and speaking as performance.

##### 2. Interactional Speaking Skills

In our daily lives, we always use our speaking ability to communicate with others, such as in dialog or personal conversation. Such speaking ability is called speaking as interaction. Kaharuddin (2021), states that it is

called interactional speaking for several reasons, namely because the conversation is carried out to build social interaction, focuses on satisfying the social needs of the speaker, is interactive, and requires two-way participation. In addition, the same characteristics are also conveyed by Richards cited by Kaharuddin (2018), who states that in interactional speaking, especially in the concept of casual conversation, it can be illustrated with participants can do:

- a. Open and close conversations;
- b. Choose topics;
- c. Make small talk;
- d. Joke;
- e. Recount personal incidents and experiences;
- f. Employ turn-taking;
- g. Use adjacency pairs.

### **B. *Web-Based Learning***

Web-based learning, often referred to as online learning, is a teaching method that utilizes internet technology and online platforms to deliver materials and facilitate interaction between teachers and students in the teaching-learning process. The same opinion was also conveyed by Wasim et al., cited by Suryana et al., (2020), who stated that web-based learning, better known as online learning or e-learning, is an online learning medium used to obtain information or skills using technology and resources. McKimm et al, cited by Nuraisyah (2023), argue that web-based learning is becoming increasingly popular, due to its flexibility, accessibility, and ease of use. Because with the use of WBL, learners can easily access a variety of learning through computers, laptops, tablets, or smartphones connected to the internet

connection. Moreover, due to its flexibility in access methods, students can benefit from learning materials anytime and anywhere, according to their needs.

However, of course, there are advantages and disadvantages to using WBL. According to McKimm et al. (2003) and Cook (2007), the advantages of using WBL are:

- a. Capability to integrate resources across various formats;
- b. Can be a productive way to deliver course content, including for online learning;
- c. Resources can be available from anywhere at any time. Perennial resources that are easily renewable.
- d. WBL offers flexible scheduling.
- e. It can encourage more independent and active learning, and support individualized learning.
- f. It can provide useful supplementary resources to conventional programs.
- g. New learning methods, both in terms of delivery and assessment and documentation.

In addition to some of the above advantages, WBL also has some disadvantages. According to McKimm et al. (2003) and Cook (2007), the disadvantages of using WBL were:

- a. Students may face technical issues due to a lack of access to suitable computer equipment.
- b. Learners may feel frustrated by their inability to access graphics, images, and video clips because of inadequate equipment.

- c. For the infrastructure to be effective, it must be available and affordable, though this can lead to additional expenses.
- d. The quality and accuracy of information can vary, so clear instructions are needed.
- e. Students may feel socially isolated.
- f. Poor instructional design can make WBL ineffective.

Teachers must be able to incorporate effective and suitable media into their teaching and learning methods. However, some researchers say that WBL is one of the best media in the teaching process. Richards (2001), supports this view, suggesting that web-based teaching immerses students in real language use within the target language community, offering content that is 'appropriate' and 'quality' based on goals, objectives, and learner needs, while also being 'natural' for real-life and meaningful communication.

### ***C. Web-Based Learning Using Youtube Platform***

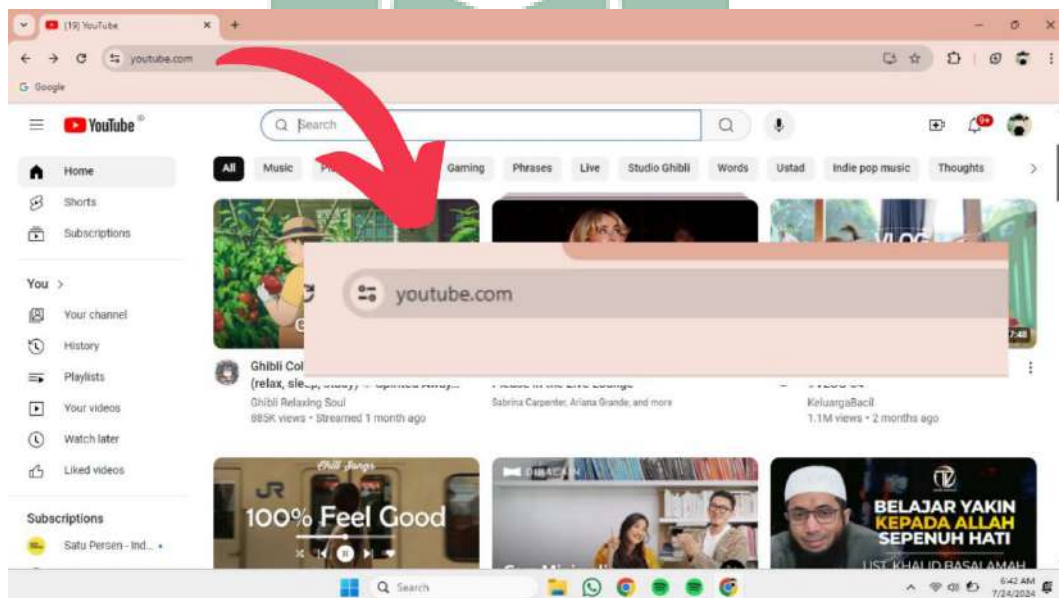
YouTube is a platform or resource used to support the learning process both online and offline. Patalinghug and Patalinghug (2022), state that YouTube is a prominent web-based resource that provides valuable learning and teaching opportunities, and it is currently one of the most popular online platforms. The same opinion was also conveyed by Maziriri et al., (2020), that YouTube can be a great resource for students during their learning process. In the web-based teaching process, YouTube is used as a medium to present learning content in the form of videos. Teachers can create, upload, and adapt learning materials covering various topics, concepts, and skills that can be tailored to students' interests and needs.

Prasetianing Jati et al. (2019) reported that research in the context of EFL teaching in Indonesia showed positive results regarding the use of videos in

speaking classes. The same opinion was also conveyed by Yuniara et al. (2020), that the use of Youtube as a learning tool can be applied in various fields, including to improve students' speaking skills in English. Students can more effectively understand the information conveyed through YouTube because the material presented is accompanied by attractive and clear images and visuals (Putri & Sari, 2021). According to Puspaningtyas & Ulfa (2020), in the videos presented on YouTube, students can directly engage in practicing the material they are studying.

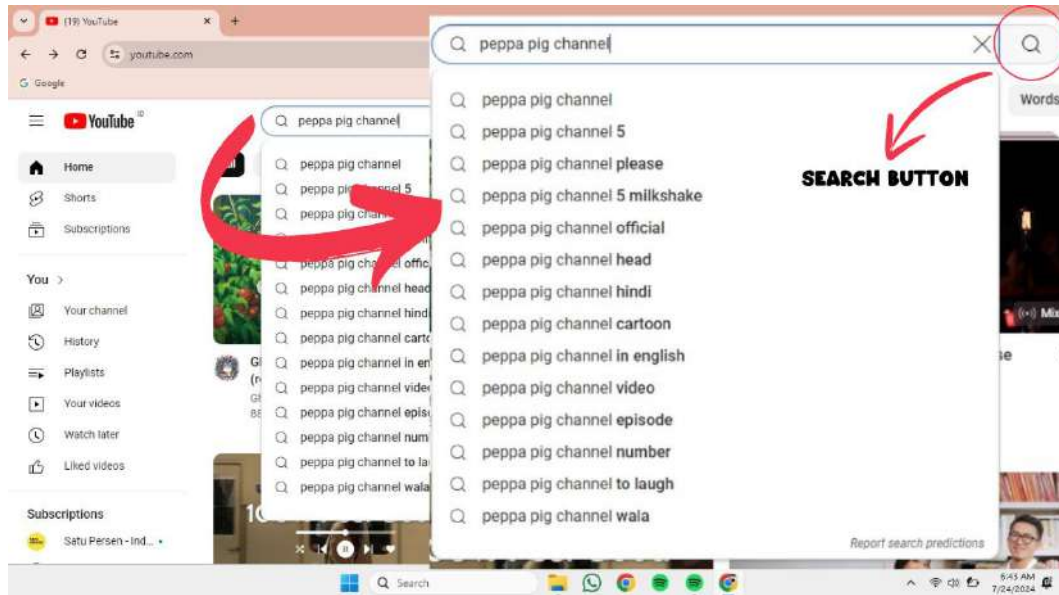
The web-based learning process, using YouTube as the learning platform, is very easy to do. Even students can access the YouTube platform independently by following the right steps. Adapted from Burke & Snyder (2008), the steps in accessing videos on YouTube can be done by following these steps:

1. Open the browser, then input the web address [www.youtube.com](http://www.youtube.com)



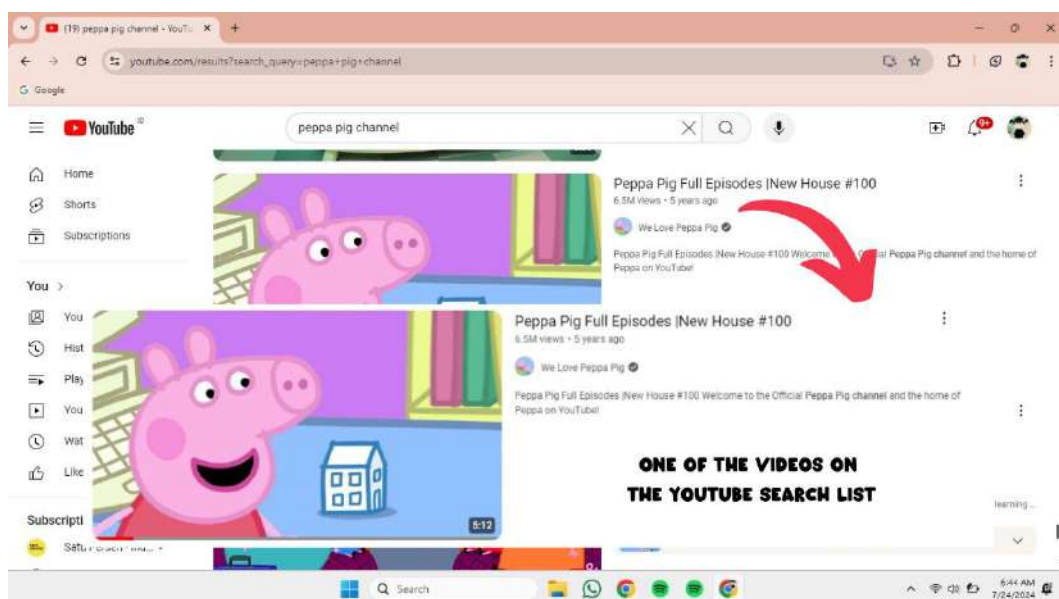
Picture 2. 1 YouTube Page View

- In the search section at the top of the screen, enter the keyword, title, or term being searched for.



Picture 2. 2 Search Field on Youtube

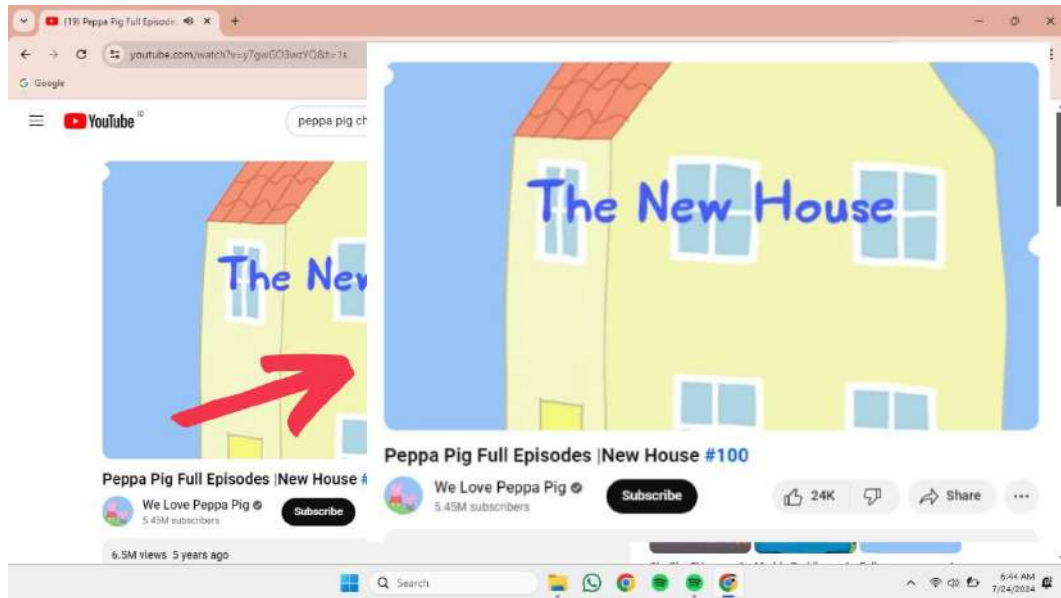
- Select the appropriate title, then click the search button.
- A list of YouTube video titles that match the criteria being searched will be displayed, along with screenshots of each video.



Picture 2. 3 Screenshots of Each Video Searched

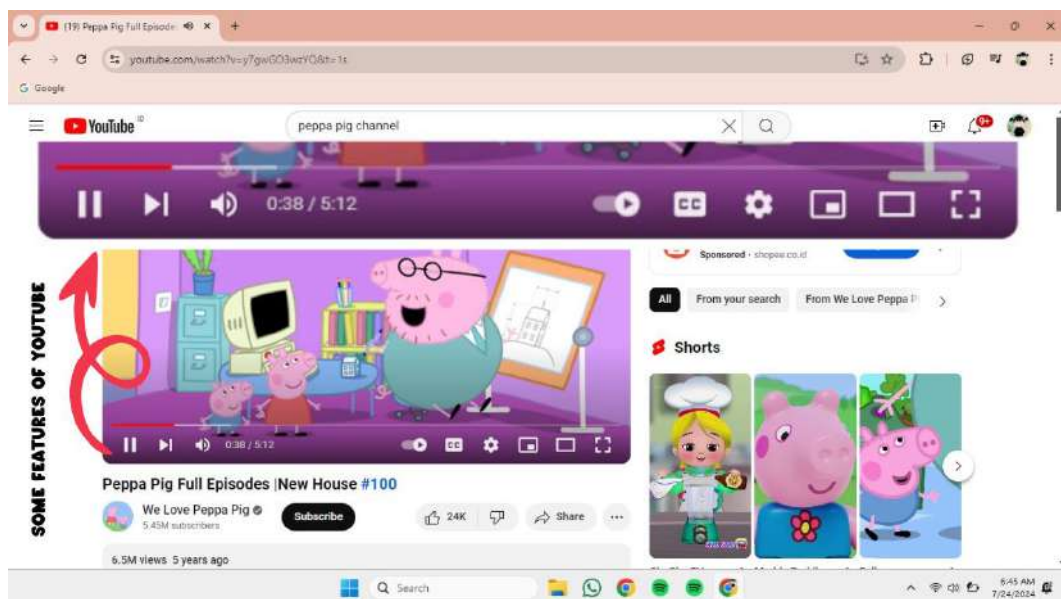


5. Select the video that best relates to the chosen subject, by clicking on the video screenshot. The selected video will then play.



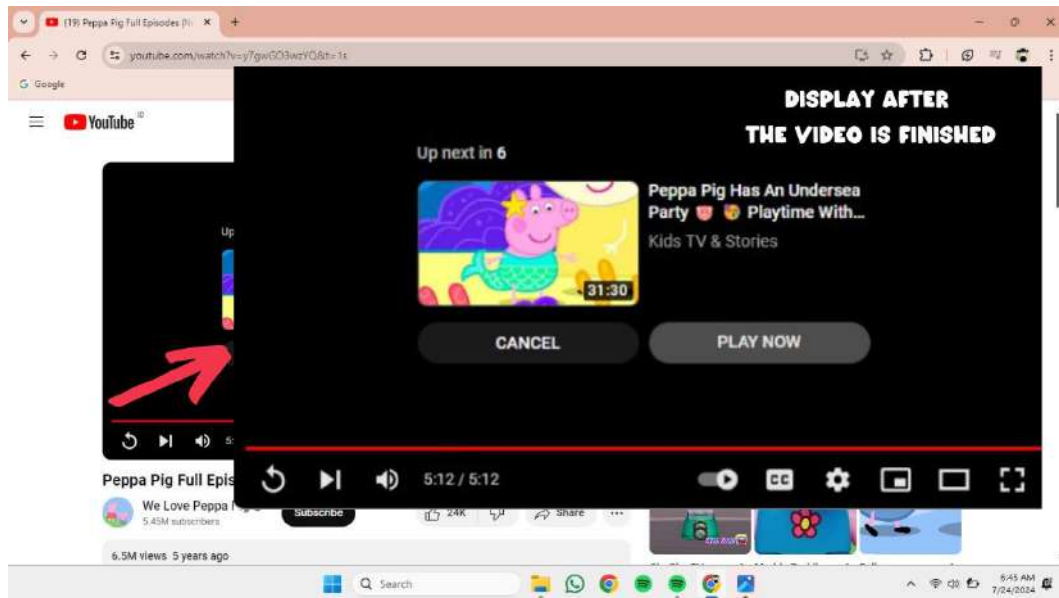
Picture 2. 4 Full View of The Selected Video

6. At the bottom of the video screen, various features are displayed to pause, rewind, fast-forward, zoom in, and adjust the volume of the video.



Picture 2. 5 Some Features of Youtube

7. Once the video ends, titles and screenshots of other videos with similar content will be displayed automatically.



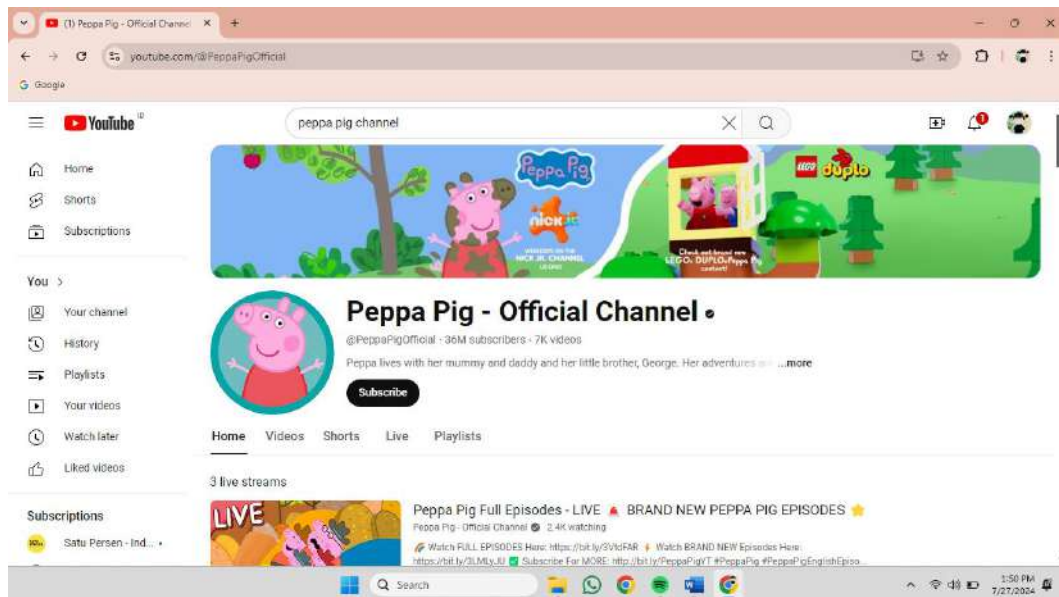
Picture 2. 6 Display After The Video is Finished

#### D. Peppa Pig Videos

Peppa Pig videos is an animated series that originated in the United Kingdom. The animation, directed and produced by Astley Baker Davies, aims to entertain children. The first series of 52 two-episode, five-minute episodes began airing on May 31, 2004. The show centers on Peppa, an anthropomorphic female pig, who lives with Daddy Pig, Mummy Pig, and Peppa's younger brother George. Besides featuring Peppa's family, the animation also features Peppa and George's interactions with their friends. Peppa's friends in this animation are different species of animals.



Picture 2. 7 Peppa Pig Barcode Chanel Video



Picture 2. 8 Peppa Pig Videos Youtube Channel



Picture 2. 9 Episodes from Peppa Pig Videos

The characters in Peppa Pig wear clothes, live in a house, and have the ability to drive a car. However, they still display animal traits that represent their original species. When speaking, Peppa and her family make sounds reminiscent of pigs while using a dialect of British English. The other animals in the animated series also speak in a voice that is appropriate to the type of

animal they are. Peppa Pig episodes tend to feature their daily activities, such as going to school, cycling, visiting relatives, or going on vacation.

Researchers are interested in using these videos as learning media because they have various interesting components. A variety of features in Peppa Pig videos can assist students in improving their speaking skills, particularly for interactional speaking. These components are:

### **1. Clear Pronunciation**

Peppa Pig videos feature characters speaking English with clear British accents, which helps students easily understand and follow their dialogues.

### **2. Relevant Situations**

Peppa Pig videos cover a variety of different topics in each episode. These topics are very relevant to everyday life, as they feature various activities such as swimming, cycling, baking, going to school, and even visiting relatives.

### **3. Simple Vocabulary**

There are many vocabulary words spoken by the characters in the Peppa Pig videos. The vocabulary is fairly simple, as Peppa Pig is designed to be children's entertainment.

### **4. Attractive Colors**

The use of colors in Peppa Pig videos can enrich students' interest in learning through visual appeal that attracts their attention. The attractive colors in the video not only create visual appeal but also help students understand and identify important elements in the video more easily. Thus, the use of color in this video plays a role in facilitating students' understanding of the learning material.

Based on the four features provided in the Peppa Pig video, two of them are included in the characteristics of interactional speaking skills. This is because the Peppa Pig video contains light conversations that will be easier for students to understand. After all, it uses simple vocabulary. In addition, the topics or situations in the videos are relevant to everyday life, such as recounting an event or personal experience. Sometimes there are even light jokes in the conversation.

#### **E. Theoretical Framework**

In English language teaching, a major problem occurs when the teacher uses English for explanations, but the students do not comprehend what is being taught. Thus, students need to learn speaking skills to build communication between students and teachers. To avoid the monotonous learning process in improving speaking skills for students, the researcher herself makes interesting learning so that students feel more comfortable, more confident, and also do not easily feel bored in learning speaking skills. In this case, the researcher used Peppa Pig videos on YouTube. Peppa Pig videos are animations that show the daily life of Peppa, a female pig who lives with her family and friends.

The following theoretical framework details the research approach used to improve students' speaking skills. Preliminary findings indicated that students' speaking abilities were insufficient, leading the researcher to utilize Richards' (2008) theory of interactional speaking. Furthermore, the research integrated the theory of Patalinghug and Patalinghug (2022), which recognizes YouTube as an effective and widely used tool for educational purposes.

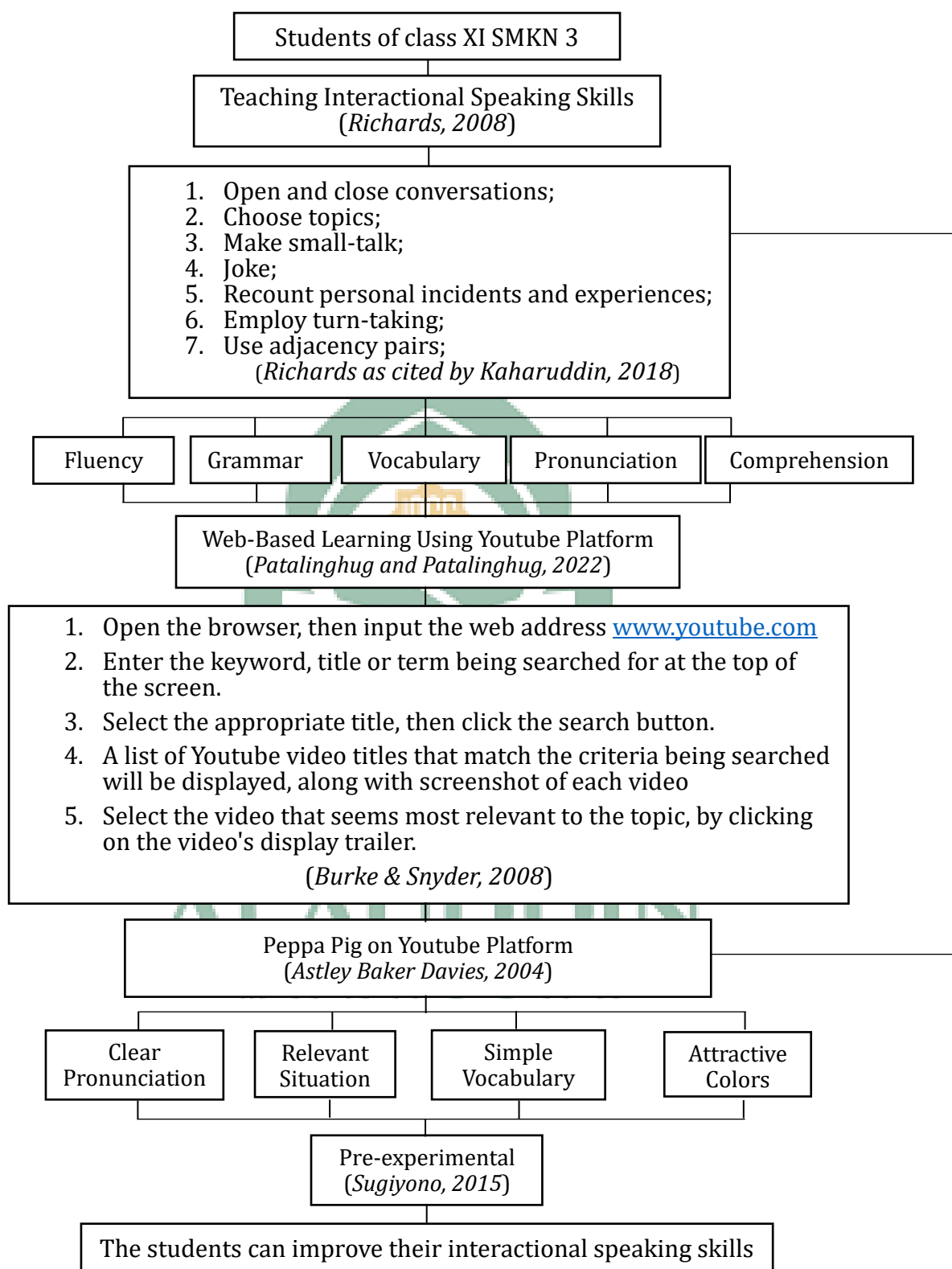


Figure 2. 1 Theoretical Framework

## CHAPTER III

### RESEARCH METHOD

#### A. *Type of Research and Research Site*

##### 1. Type of Research

This study uses a type of pre-experiment method design, namely the One-Group Pretest-Posttest Design. Sugiyono (2015) explains that One-Group Pretest-Posttest Design is one type of pre-experimental design, where the process involves giving students a pretest before the treatment to more accurately gauge the treatment's outcomes, as it allows for a comparison with the students' state before the treatment began. This research design was selected because it supports the study's goal of examining if the use of web-based learning resources, specifically Peppa Pig videos on YouTube, can effectively improve the interactional speaking skills of grade XI students at SMKN 3 Bulukumba.

The research pattern of this one-group pretest-posttest design, namely:

$$O_1 \text{ X } O_2$$

$O_1$  = Pre-test value (before treatment)

X = Treatment

$O_2$  = Post-test value (after giving treatment)

Based on the design above, testing was carried out in two different stages, namely before and after giving treatment to students. The first stage implemented a pre-test as a form of initial evaluation given to students before the treatment was carried out ( $O_1$ ). After conducting the pre-test, the researcher implemented a treatment where Peppa Pig videos from the



YouTube platform were shown to the students (X). Following this, a post-test (O<sub>2</sub>) was administered. The comparison between the pre-test and post-test results was used to assess whether there was a significant improvement in the students' speaking skills as a result of the treatment.

## **2. Research Variables**

Research variables are research objects or anything in the form of anything that is determined by researchers to study, so that information can be obtained about it and a conclusion is drawn (Paramita et.al, 2021). In this study, there are two variables used, namely the independent variable (X) and the dependent variable (Y).

### **a. Independent Variable**

Independent variables are variables that may, cause, influence, or have an effect on the outcome, where these variables are also known as treatment, manipulated, antecedent, or predictor variables (Creswell, 2017). The independent variable in this study is web-based learning, especially Peppa Pig videos on the YouTube platform.

### **b. Dependent Variable**

The dependent variable is what depends on the independent variable, and this dependent variable is the outcome or result of the influence of the independent variable (Cresswell, 2017). The dependent variable in this study is Interactional Speaking Skills.

## **3. Research Site**

The research was conducted at SMKN 3 Bulukumba, Poros Bira Street, Kec. Ujung Loe, Kab. Bulukumba, South Sulawesi. SMKN 3 Bulukumba, is one of the vocational schools in Bulukumba regency with excellent accreditation, which provides a variety of vocational majors.



The researcher chose to conduct research at this school because, in addition to having superior accreditation, this school has also been equipped with adequate facilities that can help researchers in the research process. Furthermore, the class that the researcher studied was one of the classes with computer and network engineering majors, which meant that these students were more familiar with the web-based teaching and learning process.

### **B. Research Approach**

A research approach is a way or method used in collecting data, analyzing information, and interpreting findings in a study. In this study, researchers used a quantitative approach, which is an approach that focuses on collecting and analyzing data, it is usually in the form of numbers and statistics. Added by Sugiyono (2013), a quantitative approach is used in a study, when the research wants to know the effect of certain treatments on others, and also to produce accurate data.

### **C. Population and Sample**

#### **1. Population**

Sugiyono (2015) defines population as a general area that encompasses objects or subjects with specific qualities and characteristics identified by researchers for study and conclusion. In this study, the population consisted of 79 grade XI students from SMKN 3 Bulukumba.

#### **2. Sample**

In Sugiyono's (2015) framework, a sample refers to a smaller portion of the characteristics of a population, selected to represent the larger group in research. The sampling technique used in this study is purposive

sampling. Purposive sampling is a sample selection carried out because the researcher understands that the information needed can be obtained in certain groups or targets that meet the criteria, which are determined by the researcher following the research objectives (Paramita et.al, 2021).

The researcher has determined a sample of 15 students from class XI TKJ as the research subject. The reason for selecting this sample is based on the results of preliminary research which shows that students' speaking skills in English in the class are very limited. In addition, according to Ramedlon et al. (2023), the government has regulated the feasibility of the number of students participating in a class, especially at the SMK level, with an ideal minimum number of 15 students, and an ideal maximum number of 36 students.

#### **D. Data Source**

The data sources in this study were obtained from two sources, namely primary and secondary data sources.

##### **1. Primary Data**

According to Hardani et al., (2020), primary data sources are data sources that can provide data directly to researchers. Primary data can be collected by conducting pre-tests and post-tests directly with students, as well as when conducting interviews with English teachers of grade XI at SMKN 3 Bulukumba, to obtain data in the preliminary research process.

##### **2. Secondary Data**

According to Hardani et al., (2020), secondary data sources are data sources that can provide data indirectly to researchers but can be obtained through other people or documents. Secondary data sources are supporting data that can strengthen primary data. In this study, secondary

data was collected from several books and journals, both directly and indirectly related to this research, as well as several other study materials relevant to this research.

## **E. Data Collection Method**

### **1. Pre-Test**

A roleplay test was administered to 15 students one day before using Peppa Pig video media from YouTube for teaching. The test was conducted in the XI TKJ classroom at SMKN 3 Bulukumba, on Thursday, 02 May 2024. The researcher requested the English teacher's assistance in directly evaluating the students' conversation skills. The pre-test process lasted from 09.30 AM to 12.00 PM, where the speaking skills assessed in the students' conversation process ranged from 1 to 5, which included several criteria, namely pronunciation, grammar, vocabulary, fluency, and comprehension.

### **2. Treatment**

The treatment in this study involves a purposeful manipulation by the researcher designed to assess its effects on the research subjects. In this case, Peppa Pig videos on YouTube were used as the treatment to improve students' speaking skills after the pre-test. The researcher then used the one-group pretest-posttest method for three teaching sessions to evaluate the impact of the treatment.

In the course of three meetings, the researcher employed Peppa Pig videos as a medium for teaching. After these sessions, the researcher examined the impact of the videos on students' speaking skills and measured their performance against the key components of speaking skills. The total duration of the activities was 135 minutes per session, with each

meeting addressing a different topic. What the researcher did in the study is as follows:

a. Pre-Teaching

The researcher started the class by providing an overview of the material to be learned.

b. While Teaching

- 1) The researcher introduces the learning topic in opinion and thought material to students, then explains the learning objectives to be achieved.
- 2) The researcher explains to the students about the concept of web-learning-based learning.
- 3) Then the researcher showed the Peppa Pig video, which is related to the material of opinions and thoughts to students. There are three themes of the videos given consisted of three, namely the new house, school projects, and the quarrel.
- 4) The researcher offers a brief overview of the topic in the video, and the students engage by paying attention.
- 5) The researcher repeated the video, and the researcher said the conversational sentence in the video, which was then followed by the students.
- 6) The researcher explained the meaning of the conversational sentences in the video.
- 7) The researcher forms pairs among the students.
- 8) The researcher selects themes for the students that align with the topics of their studies.

- 9) Students compose a simple short dialogue related to opinion and thought according to the friend who has been given.

c. Post-Teaching

The researcher reflects on the learning and closes the class.

### 3. Post-Test

The post-test was administered to the fifteen students after they had undergone three sessions of web-based learning using Peppa Pig videos on YouTube. This test, which took place on Tuesday, May 21, 2024, used the same roleplay method as the pre-test, and the procedure followed was identical to that used for the pre-test.

#### F. *Research Instrument*

A test serves as a tool or process for conducting measurements and assessments (Ismail, 2023: 15). The function of a test according to Arikunto (2010: 45), namely to measure students and measure the success of the learning program. In this study, researchers gave the test twice to students, namely the pre-test and post-test. The pre-test is used to assess individuals' or groups' initial knowledge before a treatment, whereas the post-test measures their knowledge after the treatment to evaluate the impact.

Tests in this study were used to measure student achievement or ability, both individually and in groups. Harris, cited by Kaharuddin (2018) argued that speaking is a multifaceted skill that needs to be assessed due to its requirement for the simultaneous application of various abilities, including pronunciation, grammar, vocabulary, fluency, and comprehension. The test method was employed to collect data on the pre-test and post-test values given to a group, specifically class XI TKJ. The test format used in this study was role play.

Role play here can be illustrated as a live conversation that takes place between one student, and another student. The teacher or researcher only provides a brief scenario and the students will feel free to create or imagine the situation and characters. Role play can encourage interpersonal relationships and effective social transactions among learners (Tompkins, Diyah 2002). The researcher selected this type of test because role play is one of several types of tests used in oral production tests, especially in the interactive speaking category. This type of test can be used to measure how well a person can speak, in a conversational context. Even Brown and Abeywickrama (2019) claim that as an assessment tool, role play provides test takers with opportunities to engage in discourse that is often hard to achieve, allowing them to move from basic and reactive interactions to more complex and realistic communication scenarios.

#### ***G. Data Analysis Technique***

In this study, researchers used quantitative data analysis techniques to analyze the data, where quantitative always depended on measurement. Researchers collected data through pre-test and post-test which were then analyzed using SPSS or Statistical Package for The Social Sciences with version 25.0 on Windows, which is used in analyzing statistical data, where SPSS is used to perform data analysis on pre-test and post-test results, assess data normality, test research hypotheses, and classify students' scores using assessment techniques and scales on pages 33:

Table 3. 1 Speaking Assessment Criteria

<b>Categorized</b>	<b>Score</b>	<b>Description</b>
Pronunciation	5	Has few traces of a foreign accent
	4	Always intelligible, though one is conscious of a definite accent.
	3	Pronunciation problems necessitate concentrated listening and occasionally lead to misunderstanding.
	2	Very hard to understand because of pronunciation problems. Must frequently be asked to repeat.
	1	Pronunciation problems are so severe as to make speech virtually unintelligible.
Grammar	5	Makes few (if any) noticeable errors in grammar or word order.
	4	Occasionally makes grammatical and/or word-order errors which do not, however, obscure meaning.
	3	Makes frequent errors of grammar and word order which occasionally obscure meaning.
	2	Grammar and word-order errors make comprehension difficult. Must often rephrase sentences and/or restrict himself to basic patterns.
	1	Errors in grammar and word order are so severe as to make speech virtually unintelligible.
Vocabulary	5	The use of vocabulary and idioms is virtually that of a native speaker.
	4	Sometimes uses inappropriate terms and/or must rephrase ideas because of lexical inadequacies.
	3	Frequently uses the wrong words; conversation somewhat limited because of inadequate vocabulary

	2	Misuse of words and very limited vocabulary make comprehension quite difficult.
	1	Vocabulary limitations are so extreme as to make conversation virtually impossible.
Fluency	5	Speech is as fluent and effortless as that of a native speaker.
	4	Speed of speech seems to be slightly affected by language problems.
	3	Speed and fluency are rather strongly affected by language problems.
	2	Usually hesitant; often forced into silence by language limitations.
	1	Speech is so halting and fragmentary as to make conversation virtually impossible.
Comprehension	5	It seems to understand all the characteristics without difficulty.
	4	Understand almost all characteristics at a normal pace, although occasional repetition may be required.
	3	(Understand most things that are said at a slower pace than usual with repetition, such as making small talk and recounting personal experiences.
	2	Has great difficulty following what is being said. Can only understand "opening and closing a conversation" spoken slowly and with frequent repetition.
	1	Cannot be said to understand even simple conversational English.

(Adapted from Harris, 1974)



Table 3. 2 Speaking Rating Scale

Score	Scale	Classifications
5	21.00 – 25.00	Very Good
4	16.00 – 20.99	Good
3	11.00 – 15.99	Fair
2	6.00 – 10.99	Poor
1	5.00 – 5.99	Very poor

(Adapted from Kaharuddin, 2018)

In the research process, researchers need a scoring scale to measure or assess the extent to which respondents or research objects can achieve or fulfill the characteristics of certain criteria. The scale assisted researchers in collecting data to be analyzed and understanding the variables being studied. On the scoring scale above, researchers set a score of 1-5 with the classification of very poor, poor, fair, good, and very good. According to Heaton (1990), this classification can be understood as follows:

### 1. Very Poor

Students have great difficulty communicating about anything and also fail to understand and make themselves understood.

### 2. Poor

Many difficulties are experienced by students who are not used to 'foreign' English. Students' comprehension is still very limited, but communication on everyday topics is still possible. There are a large number of errors in phonology, grammar, and vocabulary.

### 3. Fair

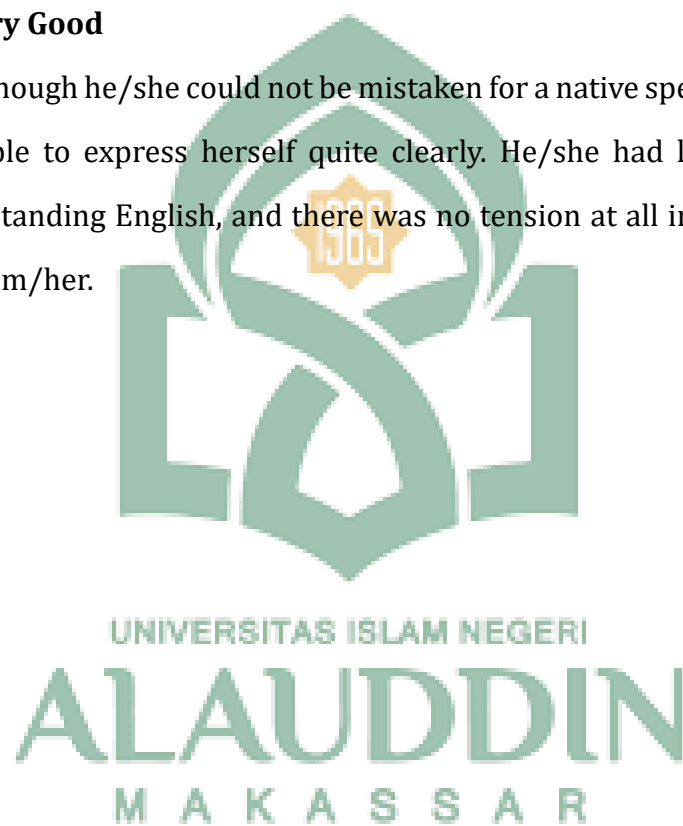
Although students' oral communication skills are satisfactory, native speakers may sometimes have difficulty in communicating with them. Repetition, phrase changes, and pattern changes are sometimes necessary, and usually, native speakers may find it difficult to communicate.

**4. Good**

Students had satisfactory verbal communication, causing little difficulty for native speakers. Although the student makes several language, lexis, and pronunciation errors, he/she is comfortable communicating about everyday topics. Students may have to correct themselves and repeat their speech on occasion, but there is little difficulty in understanding it.

**5. Very Good**

Although he/she could not be mistaken for a native speaker, the student was able to express herself quite clearly. He/she had little difficulty in understanding English, and there was no tension at all in communicating with him/her.



## CHAPTER IV

### FINDINGS AND DISCUSSIONS

This chapter offers a comprehensive overview of the research results, including a detailed analysis of the data and a discussion of the conclusions drawn from the findings. It primarily aims to address the research hypothesis by analyzing the data collected throughout the study. Additionally, the chapter explores the impact of web-based language learning on the speaking interaction skills of students in class XI at SMKN 3 Bulukumba. The research data comprised two tests: a pre-test to gauge students' initial speaking skills and a post-test to determine any improvements in their interactional speaking abilities after the implementation of the program. Beyond presenting the research results, this chapter also describes the web-based learning plan, the instructional materials used, and the testing instruments employed.

#### A. *Findings*

##### 1. **The Planning of Teaching Using Web-Based Learning**

Planning is a process or activity carried out to achieve a desired result. In this research, there are three steps that researchers take before entering the implementation stage, namely making lesson plans, teaching materials, and research instruments.

##### a. **The Lesson Plan of Teaching Using Web-Based Learning**

A lesson plan is a preparatory guide created by teachers before instruction begins, designed to offer a structured approach to teaching. Thus, the learning process can run effectively and efficiently. Yassi & Kaharuddin (2018) argue that lesson plans, especially in language

programs, have a function to identify learning objectives and mark the route of activities to be carried out at each stage of learning.

In this study, researchers chose lesson plans based on lesson plans by the Regulation of the Minister of Education and Culture Number 22 of 2016 concerning Process Standards for Primary and Secondary Education, and Permendikbud Number 103 of 2014 concerning Learning in Primary and Secondary Education (See appendix on page 66), providing the formulation of components in lesson plans with several criteria that must be met, namely:

- 1) Has a school identity, namely the name of the education unit;  
School identity is an identifying mark that differentiates one school from another.
- 2) Has a subject or theme identity;  
Learning themes are topics or concepts that become the focus of learning activities, and usually include a series of interrelated and relevant topics.
- 3) Class and semester;  
A class consists of a group of students of the same age or level. Meanwhile, a semester is a period divided into academic years where teaching-learning activities take place.
- 4) The subject matter;  
Subject matter refers to the main topic or subject matter covered in a lesson.
- 5) Time allocation;  
Time allocation refers to the division of time given in each learning activity.

- 6) Learning objectives formulated based on KD;  
Learning objectives are descriptions that explain the results to be achieved by students after completing certain learning.
- 7) Basic competencies and indicators of competency achievement;  
KD is a short description that shows what students are expected to learn or achieve after completing a lesson.
- 8) Learning materials that contain relevant facts, concepts, principles, and procedures;  
Teaching materials are materials or learning resources that teachers use to assist the student learning process.
- 9) Learning methods;  
The learning method is an approach or method used by the teacher in delivering learning materials to students.
- 10) Learning media, in the form of tools used in the learning process;  
Learning media is a tool or means used in the learning process, which can help teachers convey information or concepts to students more effectively.
- 11) Learning resources can include various forms such as print media, electronic media, natural materials, or other relevant educational tools.;  
Learning resources are anything that is used as a reference, teaching material, or source of information that is useful to support teaching and learning activities.

12) Steps are taken through the introduction, core, and closing stages;  
and

Steps are a series of actions or processes taken by teachers to plan, organize, and implement learning activities.

13) Assessment of learning outcomes.

Assessment is the process of evaluation or judgment conducted to measure student achievement after learning a particular learning topic.

#### **b. The Teaching Materials of Teaching Using Web-Based Learning**

Teaching materials are a collection of information and concepts arranged systematically, designed to assist students in understanding a particular topic or subject, either in the form of text, images, presentations, videos, or various other types of media. Added by Yassi & Kaharuddin (2018), the organizational structure of the research teaching materials is planned based on units, each of which has a topic and consists of three lessons, identified as lesson A: Skill Getting; lesson B; Skill Using; and lesson C: Review (See appendix on page 75 ).

##### 1) Lesson A: Skill Getting

Lesson A: Skill Getting is given to help students prepare and equip students with some specific knowledge elements that can shape their communicative skills and subsequent communication. Therefore, in the Skill Getting point, knowledge such as definitions and types of expressions from the opinion and thought material is presented which will help students understand English conversation topics in certain topics, that are related to the material.

## 2) Lesson B: Skill Using

Furthermore, in Lesson B: Skill Using, the focus is on addressing the disparity between students' knowledge of definitions and opinions and their speaking abilities concerning the topic. This lesson is structured into two main sub-activities. Namely Functional Activity: Conversation, which provides certain real-life situations on how expressions, pronunciation, and vocabulary can help students in communicating because the conversation is presented in the form of a video on the Youtube platform and features a slice-of-life genre, which follows the topic. In addition other sub-activities, namely Social Interaction Activity: Role Play, provide an opportunity for students to use their knowledge of these types of expressions in the form of dialogue conducted in the form of role-play. The activity will provide opportunities for students to engage in interaction activities directly, using some specific situations related to the learning topic.

## 3) Lesson C: Review

Finally, Lesson C: Review is aimed at measuring how much students know after learning the material. This lesson provides two sub-chapters, either language games or additional assignments, depending on the time and condition of the students. The language games in the teaching materials made by the researcher consist of finishing the sentence, which will help students enrich their vocabulary, and agreeing or disagreeing statements that will help students develop their reasoning skills. Meanwhile, additional tasks were presented in the teaching materials, namely in the form of fill-in-the-blanks.

The three lessons above are a form of implementation of the teaching process in pre-teaching while teaching, and post-teaching.

1) Pre-Teaching

During pre-teaching, the researcher outlines the upcoming topic for the students, which is centered around the concept of “Opinion and Thought.”

2) While Teaching

During teaching, the researcher provides explanations and conducts lessons based on the topics and materials outlined in the lesson plan for each session. Each teaching session spans around 105 minutes and consists of various activities: explaining the material, presenting videos related to the content, and organizing pair conversations for students.

3) Post-Teaching

In Post-Teaching, to reflect the learning to the students, the researcher provides various language games or additional tasks. The language games used in this stage are finish the sentence and agree or disagree statement which are used to test the understanding of expressions or words related to the topic. Additional tasks in the form of fill-in-the-blanks were also given to evaluate concept understanding in more depth. With these activities, the researcher can provide meaningful feedback to students.

The procedure can be illustrated as follows on pages 42:



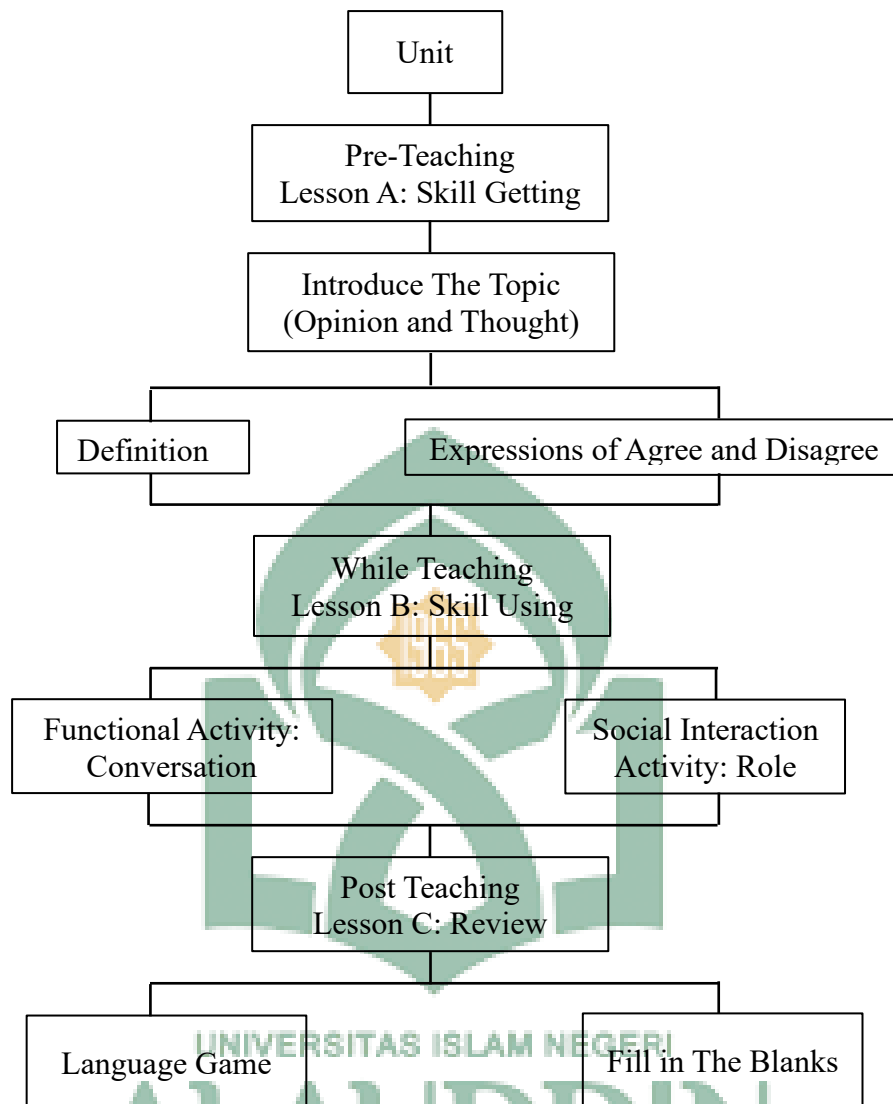


Figure 4. 1 A Framework of Web-Based Learning Material

### c. The Instrument Test of Teaching Using Web-Based Learning

As explained earlier, a test instrument is a tool or method used in measuring or evaluating skills, knowledge, attitudes, and other characteristics of an individual or a group. In this study, researchers used the role-play method to measure students' speaking skills (See the appendix on page 81), which was adapted from Ladousse (1987) to add several aspects of test assessment, namely:

1) Type of Test;

The type of test refers to the classification or category of the test based on its measurement purpose and data collection method, with the researcher selecting an interactional speaking test in the form of a role play for this instrument.

2) Skill;

Skill is a person's capability in doing something, in this case, the skill measured is the skill of speaking. In this study, 5 components of speaking are assessed, namely, pronunciation, grammar, vocabulary, fluency, and comprehension.

3) Aim;

The purpose of the instrument created in this case is to ask for and give opinions.

4) Time;

An indication of the time required in the use of role-play as a test would take more time. In this case, students were given 30 minutes to create a short dialog based on the situation they chose.

5) Procedure;

Guide what steps the students will take.

6) Organization;

Whether the activity involves working in pairs or groups. In the instrument created by the researcher, students are asked to have a conversation in pairs.

7) Variations.

Some activities have variations that can be used in different situations.

## 2. The Implementation of Teaching Using Web-Based Learning

Implementation is the process of putting formulated plans or concepts into action. In this research, implementation refers to the provision of treatment to students, which was conducted for three meetings with a frequency of once a week. The first meeting was conducted on 3 May 2024. The researcher began this meeting by taking attendance and then leading a prayer with the students as part of the pre-teaching stage before starting the lesson. After that, the researcher entered the topic to be taught, namely opinions and thoughts. First, the researcher covered the lesson topic with the students and then presented the Peppa Pig video titled "New House", where the conversations connected to the topic of opinion and thought at minutes 0:43 and 2:47. After watching the video, the researcher then repeated the sentences in the video and asked the students to follow what the researcher said. In the next stage, the researcher gave a situation that was by the topic taught, then asked students to make a conversation about the situation. Students were then asked to perform the conversation in front of the class. This stage is called while teaching. In the final stage or post-teaching, the researcher reflects by giving games to students.

The second meeting was conducted on 6 May 2024, because the English learning schedule in the second week coincided with a holiday. Thus, the researcher conducted the study during free time. Similar to the previous meeting, in this second meeting, the researcher conducted the same steps as the first meeting, namely pre-teaching, while teaching, and post-teaching. However, in this second meeting, the researcher discussed the topic of agree and disagree. In addition, the video used was also different from the previous meeting. The researcher chose the Peppa Pig video with

the title "School Projects" to be shown in this second meeting. The conversations connected to the topic of agree and disagree can be found at minute 0:15,0:33, 0:40, 1:13, 1:36, 2:06, and 2:13.

Furthermore, the last meeting was conducted on 17 May 2024. At this meeting, the topic discussed was still the same as the previous meeting, namely agree and disagree. The researcher chose to discuss the topic in two meetings because the material on the topic was more than the material on opinions and thoughts. At this meeting, the researcher provided a Peppa Pig video with the title "The Quarrel", and then carried out the same stages as the previous meetings. In this meeting, conversations connected to the topic of agree and disagree can be found at minutes 0:30, 0:34, 0:40, 0:56, 1:04, 2:00, 2:41, 2:52, 3:03, 3:20, and 3:51.

### **3. The Effect of Teaching Using Web-Based Learning**

To evaluate the effectiveness of using web-based learning to enhance students' speaking skills, the researchers administered two types of tests: a pre-test to assess students' initial speaking abilities before the treatment, and a post-test to measure their progress after the treatment.

#### **a. The Result of Pre-Test**

Before starting the Peppa Pig video lessons on YouTube, the researcher administered the first test, using the role-play method, to 15 students one day in advance. The test was conducted from 09.30 AM to 12.00 PM in the XI TKJ classroom at SMKN 3 Bulukumba, on May 02, 2024. In this data collection process, the English teacher of class XI TKJ directly participated in testing the 15 students. Each student was immediately assessed after conducting the conversation process. The scores ranged from 1 to 5, covering the components of speaking namely pronunciation, grammar,

vocabulary, fluency, and comprehension which were analyzed, and the details are presented in the table shown below:

Table 4. 1 The Result of Pre-Test

No	Respondent Number	Pre-Test score					Total
		Pronunciation	Grammar	Vocabulary	Fluency	Comprehension	
1	001	2	2	2	2	1	9
2	002	2	2	2	2	2	10
3	003	3	2	2	3	3	13
4	004	2	2	2	3	2	11
5	005	3	2	3	3	3	14
6	006	1	2	2	1	2	8
7	007	2	2	2	2	2	10
8	008	2	2	2	2	2	10
9	009	3	2	3	3	2	13
10	010	3	2	2	3	3	13
11	011	2	2	2	2	2	10
12	012	3	2	2	3	3	13
13	013	3	2	2	3	2	12
14	014	2	2	2	2	2	10
15	015	3	2	2	3	3	13
<b>Average</b>		<b>2.4</b>	<b>2</b>	<b>2.13</b>	<b>2.46</b>	<b>2.33</b>	<b>11.33</b>

According to the pre-test results shown in the table, the scores ranged between one (1) and fifteen (15), with respondent 005 achieving the top score of fourteen (14) and respondent 006 having the lowest score of eight (8). On average, students had a speaking skills score of 11.33, which placed their abilities at the "fair" level before starting the web-based teaching sessions.

The pre-test data was also processed and analyzed using SPSS, which produced the pre-test table presented on page 48:

Table 4. 2 Statistics of Pre-Test

Statistics		
Pre-Test		
	Valid	15
	Missing	0
	Mean	11.3333
	Median	11.0000
	Std. Deviation	1.75933
	Variance	3.095
	Minimum	8.00
	Maximum	14.00

The pre-test description can also be seen in the statistical histogram processed using SPSS.

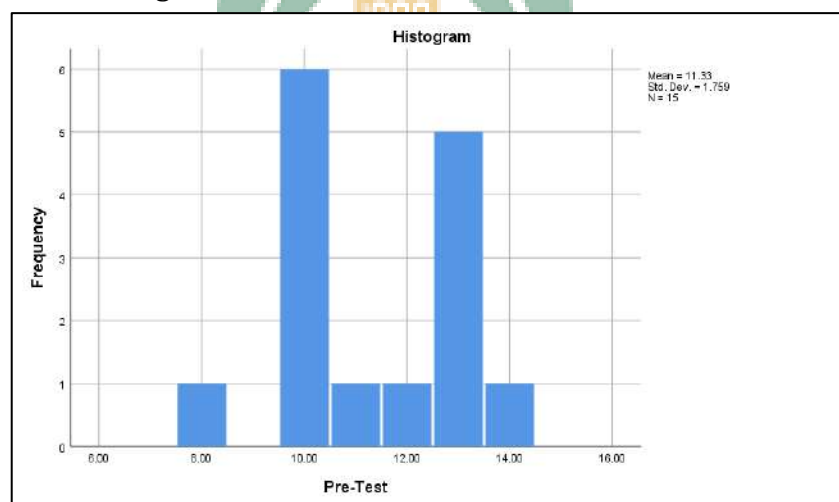


Figure 4. 2 The Pre-Test Score Distribution and Frequency




Figure 4. 3 Average Score of Each Component on Pre-Test

### b. The Results of The Post-Test

This post-test was conducted on Tuesday, May 21, 2024, after the fifteen students had completed several treatments using 3 units of teaching materials, carried out once a week, which was carried out for 3 consecutive weeks. Similar to the implementation of the previous pre-test, this test also started at 09.30 AM to 12.00 PM in the XI TKJ classroom at SMKN 3 Bulukumba. This test also still uses the role-play method, with the same examiners and assessment components as in the initial test. Both the procedures and instruments used in this second test were the same as the initial test, except that some situations for the role-play method were changed with other situations. Table 4.3 below presents the analysis of the oral test results, which provides a detailed breakdown of student performance:

Table 4. 3 The Result of Post-Test

No	Respondent Number	Post-Test Score					Total
		Pronunciation	Grammar	Vocabulary	Fluency	Comprehension	
1	001	3	3	3	3	3	15
2	002	3	2	2	3	3	13
3	003	4	3	3	4	4	18
4	004	4	3	3	4	3	17
5	005	4	3	4	4	4	19
6	006	3	2	2	3	2	12
7	007	3	3	3	3	3	15
8	008	3	3	3	3	3	15
9	009	4	3	4	4	3	18
10	010	4	3	3	4	4	18
11	011	3	2	2	3	3	13
12	012	4	3	3	4	3	17
13	013	4	3	3	4	4	18
14	014	3	3	3	4	3	16
15	015	4	3	4	4	4	19
<b>Average</b>		<b>3.53</b>	<b>2.8</b>	<b>3</b>	<b>3.6</b>	<b>3.26</b>	<b>16.20</b>

From the data presented in Table 4.3, on pages 48 of the post-test results, it is evident that among the 15 students in the study, two students (R.005 and R.015) achieved the highest score of 19, while one student (R.006) received the lowest score of 12. Overall, the average post-test score was 16.20, indicating that students' speaking skills improved to a "good" level following the web-based learning treatment.

After processing and analysing the post-test data with SPSS, the results are shown in the following statistical descriptions:

Table 4. 4 Statistics of Post-Test

Statistics		
Post-Test		
	Valid	15
	Missing	0
Mean		16.2000
Median		17.0000
Std. Deviation		2.27408
Variance		5.171
Minimum		12.00
Maximum		19.00

The description of the post-test data analysis can also be illustrated by taking a look at the statistical histogram in Figure 4.3.

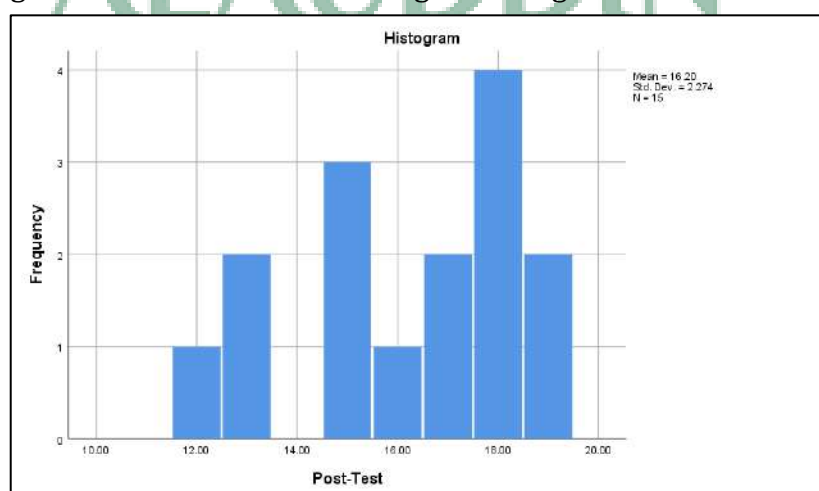


Figure 4. 4 The Post-Test Score Distribution and Frequency



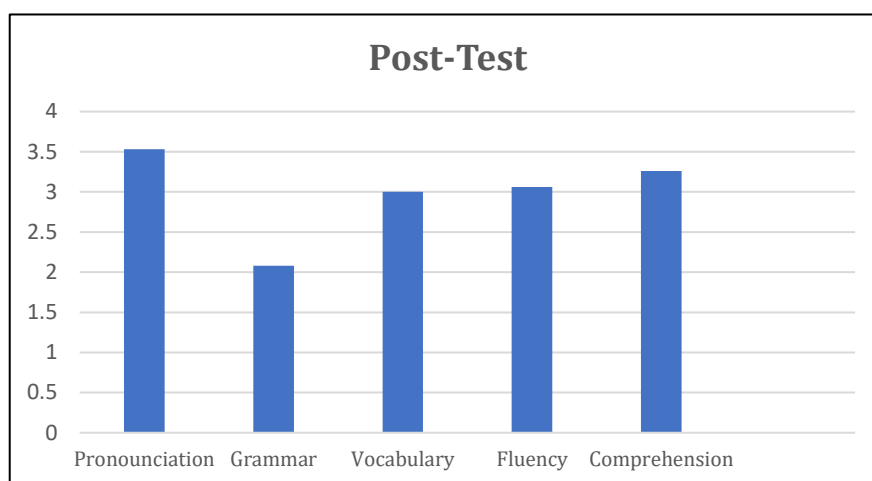


Figure 4. 5 Average Score of Each Component on Post-Test

### c. The Overall Results of Pre-Test and Post-Test


Earlier, it was described how pre-tests and post-tests serve to assess students' knowledge or competencies before and after the application of a specific treatment, whether it's a technique, method, or program. The procedure starts with a pre-test to evaluate the student's initial understanding of the content. After the treatment, a post-test is conducted to measure any progress in their knowledge or skills. Comparing the scores from these two assessments helps to gauge the outcome of the treatment in improving students' skills. The score comparison between the pre-test and post-test can be illustrated as follows, on page 52:

Table 4.5 The Scores Comparison Between Pre-Test

No	Respondent Number	Speaking Component	
		Pre-Test	Post-Test
1	001	9	15
2	002	10	13
3	003	13	18
4	004	11	17
5	<b>005</b>	<b>14</b>	<b>19</b>
6	<b>006</b>	<b>8</b>	<b>12</b>
7	007	10	15
8	008	10	15
9	009	13	18
10	010	13	18
11	011	10	13
12	012	13	17
13	013	12	18
14	014	10	16
15	015	13	19
<b>Average</b>		<b>11.33</b>	<b>16.20</b>
<b>Description</b>		<b>Fair</b>	<b>Good</b>

Table 4.5 demonstrates a marked improvement in students' scores from the pre-treatment to post-treatment phases. This suggests that students' speaking skills are enhanced as a result of learning through Peppa Pig videos on YouTube. The improvement is evident when comparing the minimum and maximum scores from the pre-test and post-test. Specifically, the minimum pre-test score was eight (8), while the minimum post-test score was twelve (12). The maximum pre-test score was fourteen (14), compared to a maximum post-test score of nineteen (19). Additionally, by comparing the average pre-test score of 11.33 with the average post-test score of 16.20, we see notable progress in students' speaking abilities. Considering these score changes, it can be concluded that students' speaking skills improved from a "fair" to a "good" level.

The data presented in the table above was further analyzed with SPSS, generating Box Plots that reveal a significant improvement in students' speaking skills from the pre-test to the post-test.



(Source: SPSS Version 25.0)

Figure 4. 6 The Comparison Between Pre-Test and Post-Test Scores Distribution

#### d. Assumption Test

Prior to testing the study's hypothesis, it is necessary to perform a normality test to assess whether the sample distribution follows a normal or non-normal pattern. This step is important for conducting any hypothesis tests that compare a null hypothesis to an alternative hypothesis. The normality test results relate to the hypothesis test statement, namely:

H<sub>0</sub> : The Null Hypothesis

The sample has a normal distribution when the significant value is greater than 0.05 (sig > 0.05).

H<sub>1</sub> : The Alternative Hypothesis

The sample is not normally distributed when the significant value is less than 0.05 (sig < 0.05).

To test the normality of the sample distribution, this study used the Shapiro-Wilk statistical test which can be seen on page 54:

Table 4. 6 Test of Normality

Tests of Normality						
	Kolmogorov-Smirnov <sup>a</sup>			Shapiro-Wilk		
	Statistic	df	Sig.	Statistic	df	Sig.
Pre-Test	.242	15	.018	.873	15	.037
Post-Test	.186	15	.174	.909	15	.131

a. Lilliefors Significance Correction

The table above shows that the significance value for the pre-test is 0.037, which is above the 0.05 threshold. Therefore, we can conclude that the pre-test data is normally distributed. Similarly, the post-test significance value of 0.131 is greater than 0.05, confirming that the post-test data is also normally distributed.

#### e. Independent T-Test

After confirming that both the pre-test and post-test samples were normally distributed, the researchers tested the impact of web-based learning on students' speaking skills using the following hypothesis:

H<sub>0</sub> : The Null Hypothesis

The use of web-based learning can not improve the interactional speaking skills of the XI-grade students at SMKN 3 Bulukumba., with a p-value at  $\alpha = 0.05$  (The treatment has no significant effect on the speaking skills of students in grade XI at SMKN 3 Bulukumba).

H<sub>1</sub> : The Alternative Hypothesis

The use of web-based learning can improve the interactional speaking skills of the XI-grade students at SMKN 3 Bulukumba., with a p-value at  $\alpha = 0.05$  (The treatment has a significant effect on the speaking skills of grade XI students at SMKN 3 Bulukumba).

In general, if the *p-value* is below 0.05 (5%) or if *t-value* > *t-table*, the null hypothesis could be rejected, leading to the conclusion that the treatment was effective and that there was a statistically significant main effect of the web-based learning treatment on improving students' interactional speaking skills.

To test the hypothesis, the independent t-test is then used to determine whether we should accept or reject our null hypothesis.

Table 4. 7 Paired Samples t-test

Paired Samples Test									
		Paired Differences					t	df	Sig. (2-tailed)
		Mean	Std. Deviation	Std. Error Mean	95% Confidence Interval of the Difference				
					Lower	Upper			
Pair 1	Pre-Test - Post-Tes	-4.86667	.99043	.25573	-5.41515	-4.31818	-19.031	14	.000

Based on Table 4.7 above, it was found that the SPSS output for the sample t-test showed a *t-value* of 19.031 and a significance (2-tailed) value of 0.000. This output indicated that the significance level of 0.000 was less than the *p-value* of 0.05, and the *t-value* was greater than the *t-table* value (19.031 > 2.145). This demonstrated that the use of web-based teaching had a significant effect on improving students' speaking abilities, particularly in interactional speaking, and thus, the null hypothesis was rejected.

## B. Discussions

The study's findings revealed that students' scores saw significant improvement following the introduction of web-based learning, particularly through the use of Peppa Pig videos on YouTube for teaching interactive speaking. Most students were able to achieve a "good" score, demonstrating

that web-based learning was highly effective in enhancing the speaking skills of class XI TKJ students at SMKN 3 Bulukumba. With videos, students can directly imitate the intonation, pronunciation, and even dialect of native speakers in daily conversations, so that their speaking skills seem more natural. In addition, the use of videos in web-based learning can also increase students' interest and motivation to learn, as mentioned in a study by Kinanti (2023).

The video content used in this study came from the Peppa Pig channel available on YouTube. The selection of videos from this channel is based on the suitability of interactive learning characteristics in speaking skills, as proposed by Richards (2008). Richards identifies several important aspects of interactive speaking skills, namely: (a) open and close conversations; (b) choosing topics; (c) making small talk; (d) jokes; (e) recounting personal incidents and experiences; (f) employ turn-taking; and (g) use adjacency pairs. These aspects are important for developing effective and natural speaking skills in the language. While these videos are highly relevant for language learning, it is important to note that the main focus of their use is as language content. Therefore, teachers should carefully pay attention to the words and phrases used in the videos to ensure that students understand the meaning correctly and do not misinterpret the information conveyed. In this way, the use of videos from the Peppa Pig channel can facilitate more effective and in-depth language learning.

In addition, the use of videos from the Peppa Pig channel also offers additional advantages in terms of visualization and context that support language comprehension. The visualizations present in the videos can help students capture the meaning of words and phrases through the context of the

images and situations shown. For example, the characters' facial expressions, body movements, and the setting of the story provide additional clues that make it easier for students to understand the language use more deeply. This is in line with the opinion of Wahyuni and Utami (2021) who state that students will very easily absorb information conveyed through YouTube if it is presented with interesting and clear images and visuals. This visual context is very useful for students who may have difficulty understanding language in the abstract. In addition, since Peppa Pig videos are designed for children, the language used tends to be simple and clear, allowing students to more easily follow the conversation and engage in interactive speaking activities. However, teachers still need to provide active guidance, such as explaining the meaning of words that students may not be familiar with and encouraging them to discuss relevant elements of the video. By integrating additional explanations and discussing important aspects of the video, teachers can ensure that the learning experience becomes more comprehensive and in-depth, while effectively improving students' speaking skills.

The findings of this study revealed that using web-based learning in the classroom made students from class XI TKJ at SMKN 3 Bulukumba feel more comfortable. Their existing technology skills and the use of videos during lessons helped to create a more engaging and less monotonous learning environment. This is in line with the results of research from Imran and Sulviana (2022) where their findings indicated that students' speaking abilities were enhanced after the intervention using web-based learning media. They carried out a pre-experimental study with a single vocational school group, including a pre-test and a post-test. Based on the results of the study, the students' pre-test average was 49.30 while the post-test average was

80.22. Thus, it proves that there is a significant difference in students' speaking skills before and after the treatment.

This study involved three main stages conducted by the researcher. The first stage was planning, where the researcher designed the lesson plan and developed teaching materials which included several important parts, namely (a) skill getting, (b) skill using, and (c) review. In addition, the researcher also prepared assessment instruments to measure students' speaking ability through pre-tests and post-tests. The second stage is implementation, where the researcher applies all the components that have been designed previously, including carrying out the pre-test and post-test. At this stage, the researcher treated the students for three meetings: the first meeting on 3 May 2024 with a video titled "New House," the second meeting on 6 May 2024 with a video titled "School Projects," and the last meeting on 17 May 2024 with a video titled "The Quarrel." The final stage is evaluation, which aims to assess and analyze various aspects of the study or experiment that has been conducted. This evaluation is a crucial step to ensure that the research results are reliable, valid, and useful.

In this study, the biggest improvement in students' skills was seen in the pronunciation aspect, with an improvement of 3.53. This finding is in line with Andini and Zaitun's theory (2022) which explains that watching videos with pronunciation by native speakers can help students listen to the correct pronunciation so that their ability to pronunciation will develop over time. In addition, comprehension ability also showed a significant improvement, with an average score of 3.26, which follows the opinion of Komang et al., (2022) who mentioned that the integration of videos in teaching can help students deepen their understanding by offering practical applications and various



perspectives of foreign languages. Furthermore, the third component that experienced an increase was fluency with a score of 3.6, followed by vocabulary with a score of 3. Meanwhile, the grammar component experienced a relatively small increase, from 2 to 2.8.

One drawback of this study was the limited time frame, which allowed for only three treatment sessions in one class without a control group. However, the results supported the alternative hypothesis since the *p-value* was 0.000, which is less than 0.05, confirming that the null hypothesis could be rejected. The *t-test* result of 19.031 with a significance of 0.000 was greater than the critical *t-table* value of 2.145, leading to the acceptance of  $H_1$  and rejection of  $H_0$ . This indicates that, despite the constraints, the treatment was effective in enhancing students' interactional speaking skills, with the assessment performed directly by the English teacher.

There are three main implications resulting from this research, each with a significant impact in the educational context. The first implication is the research contribution, which includes the development of lesson plans and teaching materials by the researcher. These teaching materials were specifically designed to fulfill the learning objectives following the 2013 Curriculum (K13) implemented at SMKN 3 Bulukumba, so it is expected to be a useful resource for other teachers in designing learning materials following the curriculum standards. The second implication is the theoretical contribution, which is explained in detail in Chapter 2, page 23 of the research. In this section, the researcher discusses the various credible theories that informed the methodology and analyses in this study, providing additional insights and enriching academic understanding in the field. The final implication is the practical contribution, which focuses on the application of

web-based learning methods that have been proven effective in improving students' speaking interactional skills. This method offers an innovative approach and can be implemented in the classroom to support the development of students' speaking skills more effectively. Taken together, these three implications demonstrate the far-reaching impact of this research, encompassing the contribution of useful teaching materials, in-depth theoretical support, and the application of innovative teaching methods.



## CHAPTER V

### CONCLUSION AND SUGGESTION

In this chapter, there are two main sections: one that summarizes the conclusions from the findings, and another that provides recommendations for future action.

#### **A. Conclusion**

From the analysis of data results presented in the discussion of Chapter IV, it can be concluded that web-based teaching methods, particularly Peppa Pig videos on YouTube, have effectively improved the interactional speaking skills of class XI students at SMKN 3 Bulukumba. This conclusion is supported by the pre-test and post-test results, which show that the average post-test score increased from 11.33 to 16.20 following the treatment.


#### **B. Suggestion**

In connection with the above conclusions, some suggestions that can be given by researchers are as follows:

1. English teachers, can use web-based teaching, including the use of videos available on the Youtube platform. Because the teaching materials in this study were made by the K13 lesson plan format used at SMKN 3 Bulukumba. In addition, the topics in the teaching materials made by the researcher were also taken from the English book that is used by students at the school. In addition, by showing videos of native speakers to students, teachers can help them hear and see directly how to speak, both in terms of pronunciation, intonation, fluency, and the

expression and tone used in speaking. This can give students a more real-life experience in improving their English speaking skills.

2. Future researchers interested in similar studies can refer to this research as a credible source since it was based on Richards' (2008) theory of interactional speaking and further supported by Patalinghug and Patalinghug's (2022) theory on the use of YouTube as a web-based learning tool. Additionally, the data collection for this study was performed directly by the English teacher at the school to ensure research validity and avoid bias.



## BIBLIOGRAPHY

- Arikunto, S. (2018). *Dasar-Dasar Evaluasi Pendidikan*. Edisi Tiga. Jakarta: PT Bumi Aksara.
- Arroyyani, R. (2018). *Improving Students' Speaking Skill Through YouTube Video Project for Nursing Department*. JELLT (Journal of English Language and Language Teaching), 2(2), 5.
- Andini, P., & Zaitun. *The Effectiveness of Learning Pronunciation Through English Content by English With Lucy on YouTube*. Jurnal Studi Guru dan Pembelajaran. 5 (2).
- Bashori, M., van Hout, R., Strik, H., & Cucchiarini, C. (2022). *Web-based Language Learning and Speaking Anxiety*. Computer Assisted Language Learning, 35(5-6), 1058-1089.
- Brown, H. D., & Priyanvada A. (2019). *Language Assessment Principles and Classroom Practices*. River Street, Hoboken NJ: Pearson Education.
- Brown, H. D. (2001). *Teaching by Principles: An Interactive Approach to Language Pedagogy: Second Edition*. California: Longman.
- Creswell, J. W. (2017). *Research Design: Pendekatan Kualitatif, Kuantitatif, dan Mixed*. Yogyakarta: Pustaka Pelajar.
- Gunada, I. W. S. (2018). "Using YouTube Video; An IT-Based Media to Improve Students' Speaking Skill," no. June: 0-9
- Hardani, Helmina, A., Jumari, U., Evi, F. U., Ria, R. I., Roushandy, A. F.,..., Nur, H. A. (2020). *Metode Penelitian Kualitatif & Kuantitatif*. Yogyakarta: CV. Pustaka Ilmu Group Yogyakarta
- Harris, D. P. (1974). *Testing a Second Language*. 84-85. Library of Congress Catalog.
- Heaton, J. B. (1990). *Writing English Language Tests: New Edition*. United States of America: Longman Group.
- Imran, C. M., & Sulviana. (2022). *Using BBC Web-based Learning Courses to Improve Vocational High School (VHS) Students' Speaking Skill*. Education, Language, and Culture (EDULEC), 2(1), 94-100.
- Ismail, M. I. (2023). *Evaluasi Pembelajaran: Konsep Dasar, Prinsip, Teknik, dan Prosedur*. Depok: PT RajaGrafindo Persada.
- Kaharuddin, A., Baharuddin A., & Ismail L. (2018). *Discourse Analysis for English Language Teaching*. Germany: LAP LAMBERT Academic Publishing.
- Kaharuddin. (2021). *It's All About Interactional Speaking Skills: A Perspective on the Theory, Context and English Language Pedagogy*. Moldova: Eliva Press SRL.
- Komang, N., Purwanti, R., Komang, N., Suwastini, A., Luh, N., Sri, P., & Kultsum, U. (2022). *Youtube Videos for Improving Speaking Skills : the Benefits and Challenges According To Recent*. Jurnal Pendidikan Teknologi Dan Kejuruan, 19(1), 66-75.

- Kinanti, A. P. (2023). Improving English Speaking Skills Using Video-Based Learning Methods: Watching English Video. *Pustakailmu.id*, 3(2).
- Ladousse, G. P. (1987). *Role Play*. Oxford: Oxford University Press
- Machili, I., Papadopoulou, I., & Kantaridou, Z. (2019). *Effect of strategy instruction on EFL students' Video-mediated Integrated Writing Performance*. *Journal of Second Language Writing*, 48. 100708. 10.1016/j.jslw.2019.100708.
- Mendis, U., & Dharmawan, Y. Y. (2019). *Understanding Learner Interaction in Web-Based Learning to Improve English Speaking Skills in Second Grade of SMAN 4 Senior High School Bandar Lampung: Using Canvas Learning Management System*. *Journal of English Education Studies*, 2(1), 74–85.
- Masuram, J., & Sripada, P. (2020). *Developing Spoken Fluency Through Task-Based Teaching*. *Procedia Computer Science*, 172. 623-630. 10.1016/j.procs.2020.05.080.
- Maziriri, E. T., Gapa, P., & Chuchu, T. (2020). *Student Perceptions Towards The Use of YouTube as an Educational Tool for Learning and Tutorials*. *International Journal of Instruction*, 13(2), 119–138.
- Meinawati, E., Harmoko, D. D., Rahmah, N. A., & Dewi, N. (2020). *Increasing English Speaking Skills Using YouTube*. *Polyglot: Jurnal Ilmiah*, 16(1), 1.
- Misela, J. I., & Aji, M. P. P., (2023). *Using YouTube Video to Improve Students' Speaking Skill at Eleventh of SMA Wahidiyah Gumukmas Jember*. *Journal of Scientific Research, Education, and Technology (JSRET)*, 2(3), 1337–1352.
- Miranda, & Wahyudin. (2023). *Pre-service teachers' strategies in Improving students' speaking skills*. *Journal of English Language Teaching and Learning (JELTL)*, 4(1), 40–47.
- Mustikawati, A. 2013. *The Effectiveness of Using Video in Teaching Speaking for The Eighth Grade Students of SMPN 1 Manisreng*. Universitas Negeri Yogyakarta.
- Nuraisyah. (2023). *Investigating Teachers' Perception to Web-Based Learning Use in Teaching Speaking: A Case Study at MA Islamiyah Ciputat High School*. UIN Syarif Hidayatullah Jakarta.
- Nurlita. (2023). *The Effect of Using YouTube Video Learning Resources to Teach Students' Transactional Speaking Skills of Second Grade Students at Senior High School 12 Luwu*. UIN Alauddin Makassar.
- Pamungkas, R. (2018). *Teori dan Implementasi Pemrograman WEB*. Madiun: UNIMPA Press.
- Prasetianing J. I., Saukah, A., & Suryati, N. (2019). *Teaching Using YouTube Tutorial Video to Improve Students' Speaking Skills*. *Jurnal Pendidikan Humaniora*, 7(3), 101–116.
- Puspaningtyas, N. D., & Ulfa, M. (2020). *Improving Students Learning Outcomes in Blended Learning Through The Use of Animated Video*. *Kalamatika: Jurnal Pendidikan Matematika*, 5(2), 133–142.
- Paramita, Ratna W. D., Noviansyah R., & Riza B. S. (2021). *Metode Penelitian Kuantitatif*. Lumajang: Widya Gama Press.

- Putri, N. R., & Sari, F. M. (2021). *Investigating English Teaching Strategies to Reduce Online Teaching Obstacle in The Secondary School*. Journal of English Language Teaching and Learning, 2(1), 23–31
- Patalinghug, H. F., & Patalinghug, M. E. (2022). *YouTube as a Web-Based Instructional Tool in Higher Education in Technology Enabled Learning during the Covid-19 Pandemic*. Jurnal Pendidikan Progresif, 12(3), 1115–1126.
- Richards, J. C. (2001). *Curriculum Development in Language Teaching*. America: Cambridge University Press.
- Richards, J. C. (2008). *Teaching Listening and Speaking*. America: Cambridge University Press.
- Ramedlon, Sirajuddin, Zulkarnain, & Suradi. (2023). *Kebijakan Tentang Jumlah Siswa dan Keefektifan Dalam Proses Pembelajaran*. JOEAI (Journal of Education and Instruction), 6 (1),
- Shin, J. K., & Joann, C. (2013). *Teaching Young Learners English*. National Geographic Learning.
- Sugiyono. (2015). *Metode Penelitian Pendidikan: Pendekatan Kuantitatif, Kualitatif, dan R&D*. Bandung: Alfabeta.
- Suryana, I., Hidantikarnillah, V., & Ikmi N. O. (2020). *Enhancing Students' English Speaking Skills through Web-Based Teaching*. Eduvelop, 3(2), 90–104.
- Thesalonika, E., Tanjung, S., Restu, R., & Manalu, E. (2019). *Development of Web Based Learning Media on Social Studies Subject at Junior High School Methodist Lubuk Pakam, Indonesia*. Budapest International Research and Critics in Linguistics and Education (BirLE) Journal, 2(4), 287–296.
- Wulandari, & Mandasari. (2019). *Penggunaan Video untuk Meningkatkan Kemampuan Berbicara dalam Bahasa Inggris Mahasiswa Bidang Studi Keperawatan*. Literasi Dalam Pendidikan Di Era Digital Untuk Generasi Milenial, 189–197.
- Wahyu, A., & Utami, A. R. (2021). *The Use of Youtube Video in Encouraging Speaking Skill*. Pustakailmu. 7 (3).
- Yassi, A. H., & Kaharuddin. (2018). *Syllabus Design for English Language Teaching: Second Edition*. Jakarta: Prenadamedia Group.
- Yuniara, R., Salasi, Ellianti, Saminan, & Abidin, Z. (2020). *The Students' Mastery of Fraction and Its Relation to the Students' Abilities on its Prerequisites*. Journal of Physics: Conference Series, 1460(1).



## APPENDIX XII : DOCUMENTATION

### 1. Pre-Test



### 2. Treatment (First Meeting)







### 3. Treatment (Second Meeting)





#### 4. Treatment (Third Meeting)





5. Post-Test



UNIVERSITAS ISLAM NEGERI  
**ALAUDDIN**  
M A K A S S A R

## CURRICULUM VITAE



Ariqha Yulizha Yamin was born in Bulukumba on 11 July 2002 as the first child of Muhammad Yamin, S. Pd., and Hasmawati. She has a younger sister named Muthyara Yulizha Yamin. Ariqha's education began in 2007 when she entered Babul Khaer Central Kindergarten. 2008 she continued to SDN 24 Salemba and completed her primary education in 2014. After graduating from primary school, Ariqha continued her studies at SMPN 10 Bulukumba until 2017, then continued to SMAN 9 Bulukumba and graduated in 2020. After completing high school education, Ariqha continued her studies at UIN Alauddin Makassar at the Faculty of Tarbiyah and Teacher Training with the English Education study program and completed her education in 2024.

UNIVERSITAS ISLAM NEGERI  
**ALAUDDIN**  
M A K A S S A R