

**Students' Perception on the Usage of Zoom Meeting Application
for Teaching English in the Fifth Semester of English Education
Department at UIN Alauddin Makassar**



**A Thesis Submitted in Partial Fulfillment of the Requirements for the Degree
of Sarjana Pendidikan in English Education Department of Tarbiyah and
Teacher Training Faculty of UIN Alauddin Makassar**

By :

Herdyan Pratama Azhiim
Reg. Number: 20400116088

**ENGLISH EDUCATION DEPARTMENT
TARBIYAH AND TEACHER TRAINING FACULTY
STATE ISLAMIC UNIVERSITY OF ALAUDDIN MAKASSAR
2022**

PERNYATAAN KEASLIAN SKRIPSI


Mahasiswi yang bertanda tangan di bawah ini:

Nama : Herdyan Pratama Azhiim
NIM : 20400116088
Tempat/Tanggal Lahir : Ujung Pandang 02 Agustus 1997
Jur/Prodi/Konsetrasi : Pendidikan Bahasa Inggris
Fakultas/Program : Tarbiyah dan Keguruan
Alamat : Pesona Prima Griya D2/16
Judul : *Students' Perception on the Usage of Zoom Meeting Application for Teaching English in the Fifth Semester of English Education Department at UIN Alauddin Makassar*

Menyatakan bahwa skripsi ini benar adalah hasil karya penyusun sendiri. Jika dikemudian hari terbukti bahwa ia merupakan duplikasi, tiruan, atau dibuat oleh orang lain sebagian atau seluruhnya, maka skripsi dan gelar yang diperoleh karenanya dinyatakan batal demi hukum.

Samata, February 2023

Penyusun,




**Herdyan Pratama Azhiim
20400116088**

PERSETUJUAN PEMBIMBING


Pembimbing penulisan skripsi saudara **Herdyan Pratama Azhiim**, NIM: **20400116088**, mahasiswa Jurusan Pendidikan Bahasa Inggris pada Fakultas Tarbiyah dan Keguruan, UIN Alauddin Makassar, setelah meneliti dan mengoreksi secara seksama skripsi yang bersangkutan dengan judul "*Students' Perception usage of Zoom Meeting Application for Teaching Writing for Academic Purpose at the Fifth semester of English Education Department at UIN Alauddin Makassar*" memandang bahwa skripsi tersebut telah memenuhi syarat-syarat ilmiah dan dapat disetujui untuk diajukan pada *Ujian Munaqasyah*.

Samata-Gowa, February 2023

Pembimbing I,


Prof. Dr. Muhammad Yaumi, M.Hum., M.A.
NIP. 196512311990031024

Pembimbing II,


Andi Asmawati, S.Pd., M.Pd.
NIDN. 2022028802







PENGESAHAN SKRIPSI

Skripsi berjudul, "Students' Perception on the Usage of Zoom Meeting Application for Teaching English in the Fifth Semester of English Education Department at UIN Alauddin Makassar", yang disusun oleh Herdyan Pratama Azhiim, NIM: 20400116088, mahasiswa Jurusan/Prodi Pendidikan Bahasa Inggris, Fakultas Tarbiyah dan Keguruan, UIN Alauddin Makassar, telah diuji dan dipertahankan dalam sidang Ujian Skripsi/Munaqasyah yang diselenggarakan pada hari Kamis, tanggal 23 Februari 2023 M, bertepatan dengan 02 Sya'ban 1444 H, dinyatakan telah dapat diterima sebagai salah satu syarat untuk memperoleh gelar sarjana dalam Ilmu Tarbiyah dan Keguruan, Jurusan/Prodi Pendidikan Bahasa Inggris dengan beberapa perbaikan.

Samata-Gowa, 23 Februari 2023 M
02 Sya'ban 1444 H.

DEWAN PENGUJI:


Nomor SK 1047 Tahun 2023

Ketua : Prof. Dra. Hj. St. Azisah, M.Ed.St., PH.D. (.....)
Sekretaris : Dr. Sitti Nurpahmi S.Pd., M.Pd. (.....)
Munaqisy I : Dr. Serliah Nur, S.Pd., M.Hum., M.Ed. (.....)
Munaqisy II : Muhammad Syahrudin Nawir, M.Hum. (.....)
Pembimbing I : Prof. Dr. Muhammad Yaumi, M.Hum., M.A (.....)
Pembimbing II : Andi Asmawati, S.Pd., M.Pd (.....)

Diketahui oleh:

Dekan Fakultas Tarbiyah dan Keguruan
UIN Alauddin Makassar,




Prof. Dr. H. Marjuni, S.Ag., M.Pd.I.
NIP 197810112005011006

ACKNOWLEDGEMENTS

سُبْحَانَ اللَّهِ الْعَظِيمِ

Alhamdulillah Rabbil Alamin, the researcher, would like to express her deepest gratitude to the almighty Allah SWT, the only provider, the most merciful, who gives His guidance, inspiration, and good health for the time to conduct the writing of this thesis. Moreover, *shalawat* and *salam* are always delivered to our great Prophet Muhammad SAW, who has brought us from the darkness to the lightness.

The researcher's success in writing this thesis is supported and encouraged by many people who gave valuable assistance and guidance. The researcher realizes this thesis would not have been completed without their support. Therefore, the researcher would like to express his special gratitude to his beloved family, especially to her parents, **Mr. Helmy** and **Mrs. Yuliah**, who always prayed, motivated, educated, struggled, and gave the best support to the researcher in finishing his study at UIN Aladdin Makassar. Besides that, the researcher also would like to express his greatest gratitude and appreciation to:

1. **Prof. Dr. H. Hamdan Juhannis, M.A, Ph.D.**, Rector of UIN Alauddin Makassar.
2. **Dr. H. Marjuni, M.Pd.I.**, the Dean of Tarbiyah and Teacher Training Faculty of UIN AlauddinMakassar.
3. **Dra. Hj. St. Azisah, M.Ed. St., Ph.D.**, the Head of the English Education Department, for the best time, guidance, and extraordinary support in completing this thesis.
4. **Dr. Sitti Nurpahmi, M.Pd.**, Secretary of the English Education Department


of Tarbiyah and Teacher Training Faculty of UIN Alauddin Makassar.

5. **Prof. Dr. Muhammad Yaumi, M.Hum. M.A.**, the first consultant who guided the researcher while writing this thesis.
6. **Andi Asmawati, S.Pd.,M.Pd.**, the second consultant who guided the researcher while writing this thesis.
7. **Dr. Serliah Nur, S.Pd., M. Hum., M.Ed.**, the first examiner who has tested and guided the author in writing the thesis.
8. **Muhammad Syahrudin Nawir, M. Hum.**, the second examiner who has tested and guided the author in writing the thesis.
9. The researcher's best friends in Classroom, My Bestie and Sneakers, always provided assistance and encouragement when the researcher was tired of completing this thesis.
10. All of the researcher's friends in the English Education Department (2016), especially in groups 5 and 6 (PBI 5-6). Thank you for the friendship, togetherness and support in completing this thesis.

The researcher realized that the writing of this thesis is far from perfect. Therefore, constructive criticism and suggestions will be highly appreciated. May all the efforts be blessed by Allah SWT. Aamiin.

Gowa, August 2022

Researcher,



Herdyan Pratama
NIM. 20400116088

TABLE OF CONTENTS

PERNYATAAN KEASLIAN SKRIPSI.....	i
PERSETUJUAN PEMBIMBING.....	ii
PENGESAHAN SKRIPSI	iii
ACKNOWLEDGEMENTS	iv
LIST OF APPENDICES	x
ABSTRACT.....	xi
CHAPTER I INTRODUCTION	1
A .Background.....	1
B. Research of Question	3
C. Research of Objectives	3
D. Significance of Research	3
E. Scope of Research.....	4
F. Operational Definition of Terms	5
CHAPTER II REVIEW RELATED LITERATURE	6
A.Literature Review	6
B.Some Partiment Ideas	10
C.Theoretical Framework.....	20
CHAPTER III Research Design and Location.....	22
A . Research Method	22
B. Research Subject.....	22
C.Research Instrument	23
D.Data Collection Procedure.....	23
E. Data Analysis Technique	24

CHAPTER IV FINDINGS AND DISCUSSIONS	27
A. Findings	27
B. Discussion.....	40
CHAPTER V CONCLUSION AND SUGGESTION	41
A.conclusion.....	41
B. Suggestion.....	41
BIBLIOGRAPHY	42
APPENDICES	45

LIST OF TABLES

Table 1 The Gradation of Likert Scale.....	24
Table 2 Frequencies and criteria of students' responses	25
Table 3 4.1. The results of the questionnaires.....	37
Table 4 4.2.Frequencies and criteria of students' responses	38
Table 5 4.3. Categories of Students' responses	38

LIST OF CHART

Chart 4. 1 The Percentage of the statement of the questionnaire.....	27
Chart 4. 2 The Percentage of the statement of the questionnaire.....	27
Chart 4. 3 The Percentage of the statement of the questionnaire.....	28
Chart 4. 5 The Percentage of the statement of the questionnaire.....	28
Chart 4. 6. The Percentage of the statement of the questionnaire.....	29
Chart 4. 7 The Percentage of the statement of the questionnaire.....	29
Chart 4. 8 The Percentage of the statement of the questionnaire.....	30
Chart 4. 9 The Percentage of the statement of the questionnaire.....	30
Chart 4. 10 The Percentage of the statement of the questionnaire.....	31
Chart 4. 11 The Percentage of the statement of the questionnaire.....	31
Chart 4. 12 The Percentage of the statement of the questionnaire.....	32
Chart 4. 13 The Percentage of the statement of the questionnaire.....	32
Chart 4. 14 The Percentage of the statement of the questionnaire.....	33
Chart 4. 15 The Percentage of the statement of the questionnaire.....	33
Chart 4. 16 The Percentage of the statement of the questionnaire.....	34
Chart 4. 17 The Percentage of the statement of the questionnaire.....	34
Chart 4. 18 The Percentage of the statement of the questionnaire.....	35
Chart 4. 19 The Percentage of the statement of the questionnaire.....	35
Chart 4. 20 The Percentage of the statement of the questionnaire.....	36

LIST OF APPENDICES

APPENDIX A Questionnaire.....	46
APPENDIX B Questionnaire Answer	48
APPENDIX C The Results of The Questionnaires.....	49
APPENDIX D The Percentage of Students' responses	50

ABSTRACT

Name : Herdyan Pratama
Reg. No : 20400116088
Department : English Education Department
Faculty : Tarbiyah and Teaching Faculty
Title : **Students' Perception of the Usage of Zoom Meeting Application for Teaching English in the Fifth semester of English Education Department at UIN Alauddin Makassar**
Consultant I : Prof. Dr. Muhammad Yaumi, M.Hum., M.A.
Consultant II : Andi Asmawati, S.Pd., M.Pd.

During the Covid-19, lecturers carried out an online teaching-learning process. This study aims to describe the students' perception of the use of Zoom Meeting in teaching the Writing for Academic Purposes course in English Education Department batch 2019 at UIN Alauddin Makassar.

This research used a quantitative method with a survey. The instrument used was a questionnaire using the Likert Scale frequency through Google form consisting of 18 questions related to the Zoom Meeting application. The sample of this research was 80 students of English Education Department batch 2019 of UIN Alauddin Makassar. The data was then analyzed statistical analysis to find the mean score and percentage. Based on the analysis results, it was obtained that students' perceptions of Zoom meetings in online learning were positive, with an average score of 65.85%. Therefore, zoom meeting in online learning can be used in teaching Writing for Academic Purposes.

CHAPTER I INTRODUCTION

A .Background

The world faces a phenomenon related to health problems. Corona Virus or Covid-19 spread around the world. Many people have been affected by the virus, Indonesia one of them. For this reason, the Government has taken a policy of implementing social distancing to minimize Covid 19. Especially in education, the teaching-learning process should be done from home using online applications.

The application of e-learning as part of the overall process and learning method in universities, especially in Indonesia, has increased rapidly in the last decade. There are many online learning platforms. The technologies are developed to facilitate the learning process. One example of an online learning platform is Zoom Meeting.

Zoom Meeting was inaugurated in 2011. This application is not only used for learning but can be used for office purposes and others. Zoom Meeting itself is a learning medium using video. The verse of the Qur'an instructs us to keep learning under any conditions in Surah Al Alaq verses 1 and 5:

اقْرَأْ بِاسْمِ رَبِّكَ الَّذِي خَلَقَ

Translation of Surah Al Alaq verse 1

“Read in (mentioning) the name of your Lord who created.”

عَلَّمَ الْإِنْسَانَ مَا لَمْ يَعْلَمْ

Translation of Surah Al Alaq verse 5

“He taught man what he did not know.”

Online learning can bring together students and lecturers to carry out learning interactions with the help of the internet¹. According to Zhang, as cited in Sadikin, the internet and multimedia technology could change how knowledge is delivered as an alternative to learning in traditional classrooms². Online learning is a form of distance learning that utilizes telecommunications and information technology, such as the internet³. It makes it easier for students with their teachers and learning resources far apart to communicate, interact or collaborate.

Implementing online learning has several advantages and disadvantages, especially Zoom meetings. One of the advantages is saving money because students do not need to print materials or submit printed assignments. It also saves energy because of no need to go to the campus anymore. Another advantage is efficiency. Even if only at home students can still receive lessons. However, students must have communication tools that support online learning. They need an internet connection for college preparation to avoid being late or not even attending the courses being taught. Because the internet is not evenly distributed and various network connections at students' homes still limited it becomes an obstacle to implementing online learning. Besides, several students are unfamiliar

¹Eko Kuntarto, ‘Keefektifan Model Pembelajaran Daring Dalam Perkuliahan Bahasa Indonesia Di Perguruan Tinggi’, *Journal Indonesian Language Education and Literature*, 3.1 (2017), 53–65 <<https://www.syekhnurjati.ac.id/jurnal/index.php/jeill/article/view/1820>>.

²Ali Sadikin and Afreni Hamidah, ‘Pembelajaran Daring Di Tengah Wabah Covid-19’, *Biodik*, 6.2 (2020), 109–19 <<https://doi.org/10.22437/bio.v6i2.9759>>.

³Sadikin and Hamidah.

with distance learning technology, making implementing online learning applications such as Zoom Meeting challenging.

Several lecturers of the Department of English Education at UIN Alauddin Makassar use Zoom meetings during distance learning. This application raises various opinions from students because they experience the advantages and disadvantages of online learning using Zoom meetings. In this research, the researcher was interested in finding the students' opinions on using Zoom meetings in the Writing For Academic Purposes course. Writing is an activity to explore thoughts and feelings about a subject⁴. Therefore, the researcher was interested in examining students' perceptions about using Zoom meetings.

B. Research of Question

Based on the background, the research formulates the research question; How is the students' perception of the usage of Zoom Meeting for teaching English during the Covid-19 pandemic in the fifth semester of the English Education Department UIN Alauddin Makassar?

C. Research of Objectives

Based on the formulation of the research question, this study aims at investigate by students' perceptions about the use of Zoom meetings during the Covid-19 Pandemic in the fifth semester of the English Education Department of UIN Alauddin Makassar.

D. Significance of Research

⁴Nisa Fitri Andhini, 'Makalah Keterampilan Menulis', *Journal of Chemical Information and Modeling*, 53.9 (2017), 1689–99.

This research is expected to provide benefits as follows:

1. Theoretical significance

The theoretical significance of this research is expected to provide information about how students perceive the use of Zoom meetings in the fifth semester of the English Education Department at UIN Alaudin Makassar.

2. Practical Significance

a. For lecturer

The results of this study are expected to provide knowledge for lecturers about how students perceive the use of Zoom meetings in the fifth semester of the English Education Department at UIN Alaudin Makassar.

b. For the next researcher

The results of this study are expected to provide knowledge or more information for further researchers about the application of Zoom meetings in terms of advantages and disadvantages.

E. Scope of Research

This research discusses the implementation of Zoom meetings in the learning process during the Covid-19 pandemic. The researcher only focused on students' perceptions of the application of Zoom Meeting in online learning in the fifth Semester of the English Education Department of UIN Alauddin Makassar.

F. Operational Definition of Terms

1. Students' Perception

Perception is an individual's view of an object to be perceived. In this case, perception is a student's view of an online learning application through the Zoom Meeting application.

2. Zoom Meeting

Zoom Meeting is an application that lecturers and students can use to facilitate online-based learning. This application relies on an internet connection that can be accessed using a smartphone and a personal computer.

CHAPTER II

REVIEW RELATED LITERATURE

A.Literature Review

1. Some Previous Research Findings

Haqien, researched utilizing Zoom Meetings for the learning process during the covid-19 pandemic. This study found that using the Zoom Meeting application was ineffective for Jakarta and Depok students. However, the Zoom Meeting application is better to use because communication between individuals is carried out verbally and via video in the Zoom Meeting application compared to learning applications that carry out written communication activities according to educational communication theory.⁵

Maulana conducted research entitled Students' Perception of Online Learning in Vocational Higher Education: Study Comparison between the Use of Google Classroom and Zoom Meeting. This study aimed to find comparative perceptions of students in online learning conducted using the Zoom Meeting and Google Classroom in vocational higher education during the COVID-19 pandemic. This research is comparative research with qualitative and quantitative approaches. The population in this study is all students of the Bengkalis State Polytechnic. Samples were taken using the purposive sampling technique: only students who have attended online lectures on either theory and Practice using Zoom Meeting and Google Classroom. The results showed that students'

⁵Danin Haqien and Aqilah Afifadiyah Rahman, 'Pemanfaatan Zoom Meeting Untuk Proses Pembelajaran Pada Masa Pandemi Covid-19', *SAP (Susunan Artikel Pendidikan)*, 5.1 (2020) <<https://doi.org/10.30998/sap.v5i1.6511>>.

perceptions of using Google Classroom were significantly better than in Zoom meetings.⁶

Kelana identified science learning through the zoom meeting application during the COVID-19 pandemic. The method used is descriptive qualitative. The subjects in this study were PGSD students with a sample of 42 students. Data collection techniques using test questions and questionnaires. The findings indicated that during the COVID-19 pandemic, the zoom meeting application has a very important role in learning science, especially in developing scientific attitudes such as being independent, creative, disciplined, critical thinking, and having high curiosity.⁷

Kustiyanı researched the implementation of online learning with a problem-based learning model in class V SDN 1 Dempet. The research method used is qualitative, namely, research conducted in natural conditions. by using data collection techniques through interviews, observation, and documentation. Data analysis using Milles and Huberman techniques, namely data collection, data reduction, data verification, and drawing conclusions. Based on these findings, it can be concluded that the application of problem-based learning online learning models in the classroom V SD Negeri 1 Dempet runs according to learning tools

⁶Hutomo Atman Maulana, 'Persepsi Mahasiswa Terhadap Pembelajaran Daring Di Pendidikan Tinggi Vokasi: Studi Perbandingan Antara Penggunaan Google Classroom Dan Zoom Meeting', *Edukatif: Jurnal Ilmu Pendidikan*, 3.1 (2021), 188–95
<<https://doi.org/10.31004/edukatif.v3i1.259>>.

⁷Jalang Bayu Kelana, Medita Ayu Wulandari, and Duhita Savira Wardani, 'Penggunaan Aplikasi Zoom Meeting Di Masa Pandemi Covid-19', *Jurnal Elementary*, 4.1 (2021), 18–22.

(RPP and Syllabus) and follows the steps/syntax of the problem-based learning model.⁸

Zhafira researched students' perceptions of online learning as a means of learning during the covid-19 quarantine. The method used was descriptive analysis. This study examines students' perceptions of the Faculty of Economics, Teuku Umar University, regarding the online learning model. The number of population members willing to be respondents in this study is 165 students of the Faculty of Economics, Teuku Umar University, who have been involved in online learning during the Covid-19 quarantine period. The data processing results show that out of 165 students of the Faculty of Economics, Teuku Umar University, who belong to the millennial group based on their age, they are more comfortable using the WhatsApp and Google Classroom applications for use in this online learning model.⁹

Wahyuni researched Student Perceptions of Online Sociology Education, Studying at Muhammadiyah University of Makassar. This study aimed to determine student perceptions of sociology education towards online learning and the benefits of online learning at Muhammadiyah University of Makassar. The type of this research was descriptive qualitative research, with an approach of case study, observation, interviews, and documentation do data collection. The results of this study indicate that online learning plays an important role in the learning

⁸Ary Kustiyani, Sri Surachmi W, and Suad, 'Implementation Problem Based Learning Model Using Zoom Meeting Application', *Journal of Physics: Conference Series*, 1823.1 (2021) <<https://doi.org/10.1088/1742-6596/1823/1/012077>>.

⁹Nabila Hilmy Zhafira, Ertika. Yenny, and Chairiyaton, 'Daring Sebagai Sarana Pembelajaran Selama Masa Karantina Covid-19', *Jurnal Bisnis Dan Kajian Strategi Manajemen*, 4.1 (2020), 37–45.

process because one can learn only through media or online learning without having to meet face-to-face with the lecturer.¹⁰

Priyastuti, This study explores student perceptions of the implementation of online learning during the Covid-19 pandemic, which has been running for approximately one semester. This research is descriptive. The population of this study was 296 people who are students of the Faculty of Education at the University of Sari Mutiara Indonesia. Sampling was used using purposive sampling to get student perceptions about online learning that had been followed for 1 semester during the Covid-19 pandemic. The research instrument used a questionnaire to collect respondent demographic information and student perceptions regarding online learning. Positive student perceptions regarding the implementation of online lectures were found in two aspects: aspects of the teaching and learning process and aspects of lecturer capabilities. Manage online lectures, which in this case are lecturers as facilitators. It was also found that students have negative perceptions of facilities and infrastructure. The limitations of the internet network and learning tools owned by students are an obstacle for students in taking online lectures.¹¹

The related research findings mentioned previously focus on using Zoom Meeting to teach and comparing students' perceptions in online learning using the

¹⁰Dwi Wahyuni, 'persepsi mahasiswa pendidikan sosiologi terhadap pembelajaran daring di universitas muhammadiyah makassar skripsi', *journal of wind engineering and industrial aerodynamics* (universitas muhammadiyah makassar, 2019) <<https://doi.org/10.1007/s11273-020-097063%0Ahttp://dx.doi.org/10.1016/j.jweia.2017.09.008%0Ahttps://doi.org/10.1016/j.energy.2020.117919%0Ahttps://doi.org/10.1016/j.coldregions.2020.103116%0Ahttp://dx.doi.org/10.1016/j.jweia.2010.12.004%0Ahttp://dx.doi.o>>.

¹¹Maria Theresia Priyastuti and Suhadi Suhadi, 'Kepuasan Mahasiswa Terhadap Pembelajaran Daring Selama Pandemi Covid-19', *Journal of Language and Health*, 1.2 (2020), 49–56 <<https://doi.org/10.37287/jlh.v1i2.383>>.

Zoom Meeting and Google Classroom applications. Those researchers analyzed about Zoom meetings, which were discussed in this research. However, this research aims only to investigate the students' perception of the use of Zoom meetings.

B. Some Pertinent Ideas

a. Concept of Perception

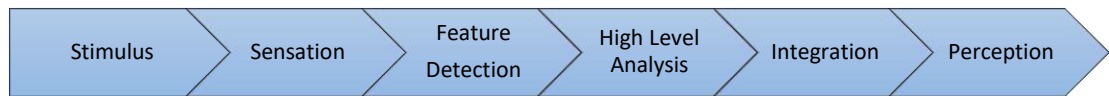
1) Definition of Perception

The Oxford dictionary defines perception as the ability to perceive something through the sense. Sensing is derived from the physical and social stimulus in the environment. Individuals' senses digest this stimulus. The senses act as a connector between individuals and the environment. As cited in Rahmiyanti, Reitz states that perception includes all processes by an individual receiving information about the environment. The information is received by seeing, hearing, feeling, tasting, and smelling, where the perception can be affected by three classes of variables: the objects, environment, and perceiver. McShane and Von Glinow cited in Rahmiyanti, state that perception is a process of receiving and acceptance. The processes include selecting, organizing, and interpreting the information received. Perception can shape a person's attitude and behavior because individuals cannot accept all information.¹²

¹²Rahmiyanti, 'students' perception on the implementation of google classroom in english education department force 2017 at uin alauddin makassar', *composites part a: applied science and manufacturing*, 2020 <<http://dx.doi.org/10.1016/j.ndteint.2014.07.001>%0Ahttps://doi.org/10.1016/j.ndteint.2017.12.003%0Ahttp://dx.doi.org/10.1016/j.matdes.2017.02.024>.

2) Process of Perception

Essentially, perception is observing an object by senses, exactly seeing, hearing, smelling, and tasting. What has gotten and interpreted derives from sensing the social environment¹³. Look for the scheme below to understand the process of perception forming:



(Source: Goldstein in Feldman)¹⁴

The first one in the perception process is the emergence of the stimulus received from the environment. Then, the stimulus would produce a sensation in the five senses. The five senses' sensation is forwarded to the feature detection. In this step, the sensation would be analyzed using a higher level than the previous one. The analysis would be done in detail and depth. This analysis will be sent to the brain to form a complete perception of an object's focus to be perceived. Stimulus Sensation Feature Detection Perception Integration High Level.

¹³Sandra Alvarado and others, 'Sensation and Perception: A Unit Lesson Plan for High School Psychology Teachers', *National Standards for High School Psychology Curricula*, 2011, 1–46.

¹⁴ R Feldman, 'Pengantar Psikologi : Understanding Psychology" .', *Edisi 10.*, 10 (2012).

3) Types of Perception

Humans use their senses to engage with the world in everyday life. They can see, feel, smell, hear, and taste the external world around them through interactions that normally begin with the first contact with their surroundings. The stimulus created or caused by the object in the environment, and the stimulus will be received by the human senses. After that, they would receive information that processed in their brain (such as interpreting and comprehending it), and that information will be influenced by several elements such as their knowledge, motivation, IQ, and so on before they can finally produce their perception (result).

To make it easy to understand, take an example: when a student learns grammar, he or she will experience some process by using his/her senses such as listening to the teacher's explanation, involves (sees, feels, etc) in the process (activities) from the beginning until it's over. He/She may or may not understand grammar which is also influenced by his/her motivation, intelligence, interest, etc.

According to Irwanto (2002), after the individual interacts with the perceived objects, the perception results can be divided into two, namely:

a. Positive perception.

The perception describes all knowledge (whether known or unknown) and reactions that are maintained with efforts to apply them. It will be followed by activeness or adopting and supporting the perceived thing.

b. Negative perception.

The perception describes all knowledge (whether known or unknown) and reactions that are out of sync with the item being viewed. It will either remain passive or reject and resist the viewed item.

As a result, both positive and negative perceptions will continuously influence a person's behavior. And whether positive or negative perceptions arise entirely depends on how the individual discloses all his information about an observed thing.

4) Factors Affecting Perception

Some factors influence someone's perception. Factors affecting perception are factors that influence perception relate to the perceiver, perceived, and situation. All these factors are two kinds: Internal factors and external factors. Two factors influence someone's perception, those are as follows (Slameto, 1995):

a. Internal factors

Internal factor is a factor that comes from inside of an individual. It depends on psychological factors such as thoughts, feeling, willingness, need, sex, attention, and motivation. Every human being has different characteristics and temperaments shaped by an individual's family and environment.

b. External factor

The external factor is a factor that comes from outside of an individual. The external factors are also affected someone's perception, and stimulus is an internal factor in the monitoring process. The process of stimulus

connect through the sense of organ or receptor such as sight, sounds, hearing, etc. It can be concluded that an individual's sense of organ is a connector between an individual and the object in the world.

Perception is influenced by two major parts, namely external factors and internal factors. External factors are factors that are attached to the object while internal factors are factors that are presented in the person who perceives the stimulus. For example, external factors, namely someone experiencing something new, a new stimulus that attracts our attention more than something we already know. While internal factors are usually experience or knowledge possessed by a person which is a factor that plays a very important role in interpreting the stimulus obtained.

Every individual has their perception of life. Especially in providing views about the environment and actions, it is undeniable that each individual's perception can be different. Several aspects affect a person's perception as follows:

a) Sense

The definition of perception, according to experts, can be concluded that the initial formation of perception is obtained from the stimulus received by the senses.¹⁵ Your world is what your senses tell you. Similarly, the perception given is unclear if the individual senses have problems.

¹⁵Matlin & Foley, *Perception* (Boston: Boston : Allyn and Bacon, 1992).

b) Observation and focus selection

After receiving a stimulus from the environment, the individual will observe the stimulus and then focus on thinking about the result of his perception. According to Robbins¹⁶, the factors that include observation and focus selection have:

- a) Receiver; it is undeniable that each perceiver will give a different perception according to the stimulus it receives.
- b) Object; Randolph and Blackburn¹⁷ stated that the characteristics of objects are seen as the focus in providing perceptions such as colour, uniqueness, and contrast.
- c) Situational context; Robbins states that the situational context, in this case, includes the context of time, place, and culture. The perception of an object is always conditioned by place and culture.¹⁸

5) Perception aspect

According to Baron and Byrne, perception has three aspects: cognitive, affective, and conative.

- a) The cognitive aspect; is related to individuals' views, knowledge, and beliefs about an object.
- b) Affective aspect; the affective aspect is an aspect related to the individual's emotions (feelings of pleasure and displeasure) towards an object.

¹⁶P Robbins, S, *Organizational Behavior*, CXLVIII.

¹⁷A. & Blackburn Randolph, W, *Managing Organizational*, 1989.

¹⁸Robbins, S, CXLVIII.

c) Psychomotor Aspect; psychomotor aspects are aspects related to individual attitudes following the perception given to an object.¹⁹

b. Zoom Meeting

According to Bawanti, as cited by Novita, Zoom is a video conferencing service that allows users to have bold chats by leveraging cloud computing technology. Zoom was developed by Zoom Video Communications, Inc., headquartered in San Jose, California, United States of America. Zoom was founded by former Cisco Webex executive Eric Yuan in 2011 and launched publicly in 2013. Zoom Meeting was created to make it easier for students and lecturers to interact online. This application can also be used by anyone who wants to discuss it on the Channel. Zoom is an application that is quite interesting because it has an automatic activity recording facility during video conferencing so that activity documents can be made, which can later be retrieved and can be viewed or played back if needed. Compared to other applications, Zoom has several advantages. One of them is that the Zoom application technology has the potential to bridge space, time, and student time flexibility in the learning process.²⁰

Zoom has several advantages, such as accommodating 100 to 1000 participants in video conferences with HD quality video and recording and scheduling features. In addition, Zoom claims that this application is strengthened with end-to-end encryption for all scheduled meetings via the Zoom application.

¹⁹R. & Byrne Baron, 'Psikologi Sosial', in *Edisi 10*, 2003.

²⁰Novita Novita, Muhamad Taufik Bintang Kejora, and Akil Akil, 'Efektivitas Penggunaan Aplikasi Zoom Meeting Dalam Pembelajaran PAI Di Masa Pandemi Covid-19', *Edukatif: Jurnal Ilmu Pendidikan*, 3.5 (2021), 2961–69

In addition, there is also password protection so that user security becomes more secure. In addition to the advantages, zoom meetings also have weaknesses, such as the Control Center being only hosted, meaning the host has the authority to start, stop and even exclude participants who the host deems to be interfering with the meeting and prone to participant data theft. In addition, a feature of Zoom is the Zoom Room. A Zoom Room is a physical hardware arrangement that allows a company, class, or organization to schedule a meeting or launch a Zoom meeting from a conference room. This feature can also be used on a smaller scale.²¹

c. Online Learning

Web-based learning is used today as the primary choice for face-to-face education. E-learning has been introduced as a tool in learning in most international universities worldwide. The term “e-learning” is defined as “any learning that involves the use of the internet.” A more general definition suggests that it is "anything that is delivered, activated, or mediated by electronic technology for explicit learning purposes." E-learning has evolved significantly as educational tools and technology have evolved over the years.

Advantages and Disadvantages of E-learning

The following are the advantages of the e-learning method, namely:

²¹Andi Muhamad and others, 'Zoom Aman Bagi Pengguna ? Review Kelemahan Dan Panduan Praktis Preventif Pembelajaran Melalui Daring Atau Online . Sistem Pembelajaran Dan Bekerja Online Dari Rumah Sebagai Bentuk Study From Home Atau Work From Home Memungkinkan Menjadi Solusi Untuk Memut', May, 2020

a. Availability of e-moderating facilities where educators and students can communicate indirectly through regular internet connection facilities or can be done at any time without being limited by distance, place, and time.

b. Educators and students can use study materials or structured and scheduled study instructions via the internet, so that both can assess each other to what extent the study material has been studied.

c. Students can study anytime and anywhere, considering that the study material is stored on the computer.

d. If students need additional information related to the material they are studying, students can access the internet more easily to support their understanding of the material they are studying.

e. Both educators and students can hold discussions via the internet that can be followed by a large number of participants.

f. Changing the role of students from being passive to being active and more independent.

However, the use of e-learning is also not free from shortcomings, the shortcomings of the e-learning method are as follows:

a. Lack of interaction between educators and students or even between students themselves.

b. The tendency to underestimate academic or social aspects and vice versa can encourage the development of business or commercial aspects.

c. The learning process tends to be training rather than education.

d. Changing the role of educators using learning techniques that use computers

Interestingly, there is much more to advancing technology than understanding each learner's needs, learning styles, and instructional design. The 21st century has seen rapid progress with the internet and online learning. Garrison and Anderson state that E-Learning is considered a natural evolution of learning attitudes, which always take advantage of the latest tools to emerge in technology to structure education.²²

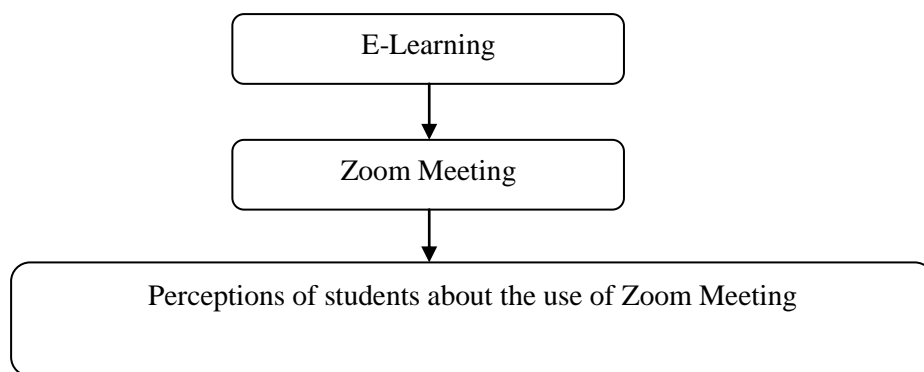
d. Theory Connectivism

As cited in Dorothy, Siemens suggests that modern learning occurs through network connections as individuals share their interests, knowledge, perspectives, expertise, and opinions in an online or virtual learning environment. Internet technology, consisting of databases and search engines, can host thousands of blogs, news articles, book excerpts, journal articles, video clips, and podcasts. According to Siemens, as cited in Dorothy C, connective is a learning theory consisting of a series of different nodes to connect hundreds of networks to facilitate synchronous and asynchronous learning. According to Siemens, as cited in Dorothy C, The network connection contains a continuous flow of information with supported data, including empirical findings from peer-reviewed journals and subjective information from personal websites or blogs.

²²D. R. & Anderson Garrison, 'E-Learning in the 21st Century". A Framework for Research and Practice.'

One of the principles of connectivism is how high-order thinking skills are activated when individuals can distinguish which abundant and varied information available online is reliable or sustainable. This Connectivism principle is aligned with the Center for Advancement of Learning and Assessment (CALA)'s definition of higher order thinking skills as skills attained by individuals working in environments that facilitate "persistence, self-monitoring, open-mindedness and a flexible attitude."²³

C.Theoretical Framework



In this pandemic era, all aspects of the world are affected by the Covid 19 pandemic, including Indonesia. In the world of education itself, it hinders student activities in the direct teaching and learning process. Therefore, almost all over the world implement E-Learning to facilitate the learning process from a long distance.

One of the media or tools to make it easier to carry out the teaching and learning process is the Zoom Meeting application. Zoom Meeting is a medium that allows us to meet online with many people, including the teaching and

²³Dorothy C. Kropf, 'Connectivism: 21st Century's New Learning Theory, European Journal of Open, Distance and E-Learning, 2013', *European Journal of Open, Distance and E-Learning*, 16.2 (2013), 13–24 <<https://eric.ed.gov/?id=EJ1017519>>.

learning process. An application on the rise lately makes it very easy to connect remote meetings, so many use the application, not only in the world of education, offices, and even meetings. Almost certainly, use the application. Lecturers usually teach their students through the Zoom Meeting application, like face-to-face learning. Then, the students delivered their perceptions about what they had been taught by the lecturer, starting from the application, the delivery of material to the obstacles and advantages of using and applying online learning through the Zoom Meeting application.

CHAPTER III

Research Design and Location

A. Research Method

This research used a quantitative method with a survey. Creswell states that quantitative research collects and analyzes numerical data to describe, predict, and explain phenomena of interest. He also states that a survey is a quantitative research procedure describing attitudes, opinions, behavior, or population characteristics²⁴. This study provides a one-time survey of the sample.

B. Research Subject

1. Population

The population is the large number of subjects used in a study. In this study, the population is the fifth semester of English Education Department at UIN Alauddin Makassar, consisting of two classes. The classes are PBI 1-2 and PBI 3-4, with 80 students.

2. Sample

According to Gay, sampling is the process of selecting numbers individually for a study²⁵. If the population is below 100, researchers can take the entire population as a research sample. Still, if the population is above 100, the researcher can take a few percent of the population as a sample. In this study, researchers used total sampling.

²⁴John W Creswell, *Educational Research :Planning, Conducting, and and Evaluating Qualitative and Quantitative Approaches*, CXLVIII.

²⁵L. R. Gay, Geoffrey E. Contributors:Mills, and Peter W. Airasian, *Educational Research: Competencies for Analysis and Applications*, 2012.

C. Research Instrument

Gay states that a research instrument is a tool used to collect data. Data collection instruments are important in research because by using instruments, researchers can get clear data from the subject. In this study, researchers used a questionnaire to determine how students perceive the use of Zoom meetings, where the students respond to online learning using Zoom Meetings. The questionnaire consists of 18 questions/statements, including the Zoom Meeting application, after using the application.

D. Data Collection Procedure

Data collection techniques are ways to obtain data and information needed in learning. The questionnaire contains student responses to the performance of Zoom meetings in online learning. This data retrieval is taken online after students learn using Zoom meetings during distance learning. At the end of the semester, they were asked to fill out a Google form questionnaire. The first part of the questionnaire design presents respondent information such as registration number and class. Then, respondents were asked to choose a scale number matching their perception of using Zoom Meeting. In measuring the students' responses, the researcher uses a Likert scale. The Likert scale measures students' attitudes, opinions, and perceptions about social phenomena. Gay states that the answers to each instrument item using a Likert scale have a positive to very negative gradation²⁶, which consists of:

²⁶Gay, Contributors: Mills, and Airasian.

Table 1. The Gradation of Likert Scale

Components	Score
Strongly Agree	5
Agree	4
Neutral	3
Disagree	2
Strongly Disagree	1

(Source: Gay)²⁷

E. Data Analysis Technique

The Data Analysis technique defines as an activity after collecting data from all respondents accumulated. In this study, the researcher used a quantitative data analysis technique using statistical methods. The steps are:

1. Tabulating and scoring the data according to gradation criteria has been determined exactly as strongly agree (5), agree (4), neutral (3), disagree (2), and strongly disagree(1).
2. Determining the total score of respondents' answers to each questionnaire with the form by Nazir²⁸:

$$T \times P_n$$

Note:

T = Total number of respondents who answered

P_n= Choice of Likert score

²⁷ Gay, Contributors:Mills, and Airasian.

²⁸ M. Nazir, *Metode Penelitian* (Bogor :Ghalia Indonesia, 2005).

3. Finding the percentage score of each questionnaire with the form by Nazir :

$$Index(\%) = \frac{Total\ Score}{Y} \times 100\%$$

Y = Highest score on the Likert scale X total respondent

4. Finding the interval class to determine positive and negative responses students' responses about the use of Zoom Meeting online learning by the form below:

$$I = \frac{100\%}{Likert\ Score}$$

Where the interval class was:

Table 2. Criteria of students' responses about the use of Zoom Meeting Performance

Percentage (%)	Criteria of Perception
≤ 20	Very Negative
21- 40	Negative
41-60	Moderate
61- 80	Positive
≥ 81	Very Positive

(Source: Nazir)

5. Finding the mean score of each questionnaire with the form below:

$$Mean = \frac{\sum X}{N}$$

Where:

$\sum X$ = Total percentage score of the questionnaire

N= number of data of questionnaire

6. Finding the students' responses about the use of Zoom Meeting English Education Department of Seventh Semester at UIN Alauddin Makassar determined the criteria of the mean score previously found.

CHAPTER IV

FINDINGS AND DISCUSSIONS

A. Findings

The research findings were taken from a questionnaire from 80 students of the English Education Department of UIN Alauddin Makassar, specifically 5th semester, about their perceptions of the implementation of Zoom meetings. The questionnaire consists of 18 numbers.

B. Findings of Each Part of the Questionnaires

Students' perception usage of zoom meeting application for Teaching English, The table below shows the results of students' perceptions of using the Zoom Meeting Application for Teaching English. Where, the questionnaire consists of twenty questions. They are:

Chart 4. 1. The percentage of second the statement of the questionnaire




Chart 4.1. illustrates that 5 people chose Strongly Agree with a percentage of 6% from 80 respondents. There were 28 who chose to Agree with a percentage of 36%, 31 chose Neutral with a percentage of 39%, 14 people chose to Disagree

with a percentage of 18%, and 1 person chose Strongly Disagree with a percentage of 1%.

Chart 4. 2 . The percentage of the third statement of the questionnaire

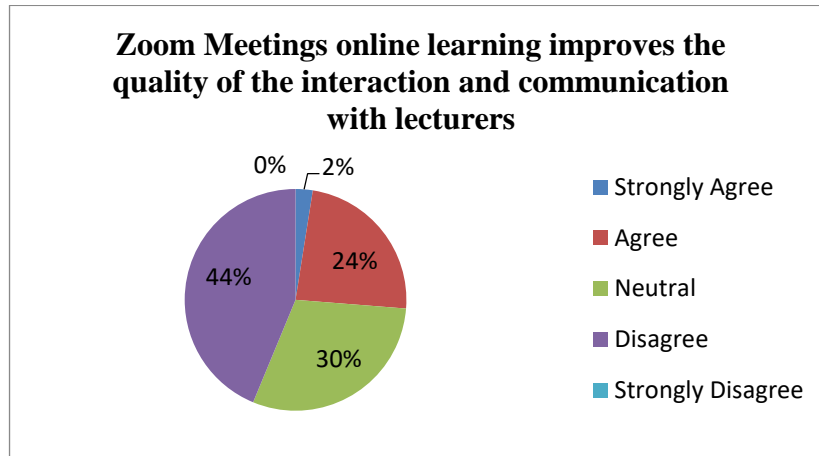


Chart 4.2. illustrates that 2 people chose Strongly Agree with a percentage of 2% from 80 respondents. There were 19 chose to Agree with a percentage of 24%, 24 chose Neutral with a percentage of 30%, 35 people chose to Disagree with a percentage of 44%, and no people chose Strongly Disagree

Chart 4.3. The percentage of the fifth statement of the questionnaire

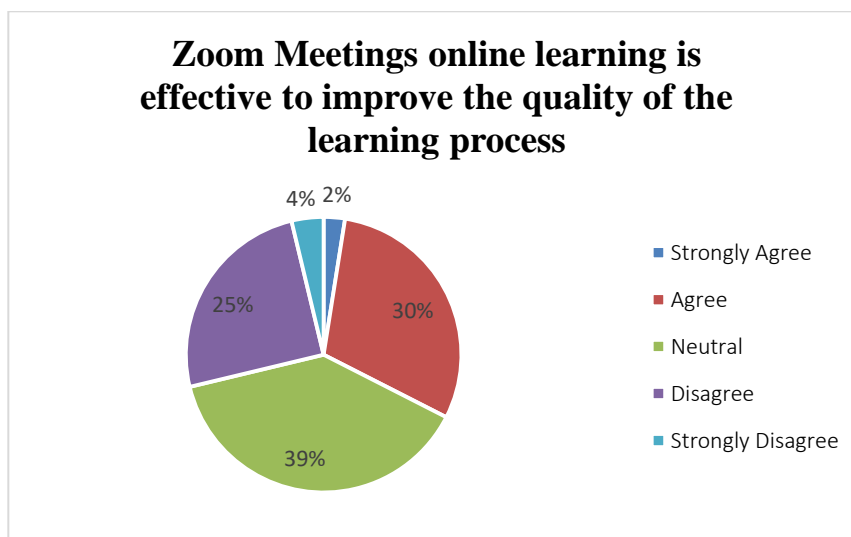


Chart 4.3. illustrates that 2 people chose Strongly Agree with a percentage of 2% from 80 respondents. There were 24 who chose to Agree with a percentage of 30%, 31 chose Neutral with a percentage of 39%, 20 people chose Disagree

with a percentage of 25%, and 3 people chose Strongly Disagree with a percentage of 4%.

Chart 4. 4. The Percentage of the sixth statement of the questionnaire

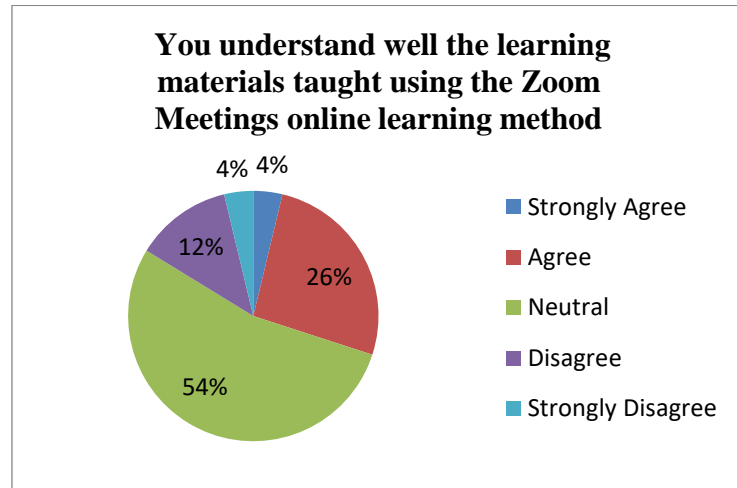


Chart 4.4. illustrates that 3 people chose Strongly Agree with a percentage of 4% from 80 respondents. There were 21 who chose to Agree with a percentage of 26%, 43 chose Neutral with a percentage of 54%, 10 people chose to Disagree with a percentage of 12%, and 3 people chose Strongly Disagree with a percentage of 4%.

Chart 4.5. The percentage of the seventh statement of the questionnaire

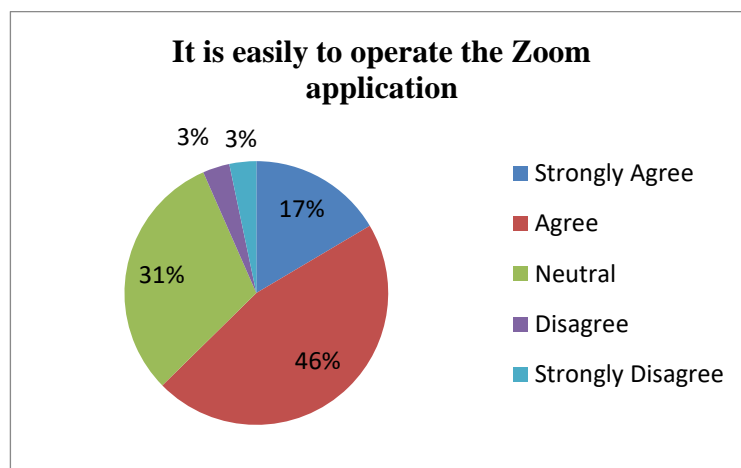


Chart 4.5. illustrates that 15 people chose Strongly Agree with a percentage of 17% from 80 respondents. There were 41 who chose to Agree with

a percentage of 46%, 18 chose Neutral with a percentage of 31%, 3 people chose Disagree with a percentage of 3%, and 3 people chose Strongly Disagree with a percentage of 3%.

Chart 4.6. The Percentage of the eighth statement of the questionnaire

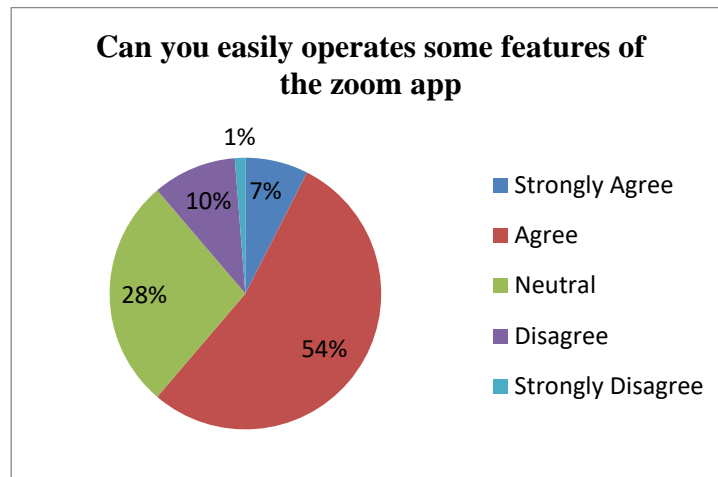


Chart 4.6. illustrates that 6 people chose Strongly Agree with a percentage of 7% from 80 respondents. There were 43 who chose to Agree with a percentage of 54%, 22 chose Neutral with a percentage of 28%, 8 people chose to Disagree with a percentage of 10%, and one person chose Strongly Disagree with a percentage of 1%.

Chart 4.7. The percentage of the ninth statement of the questionnaire

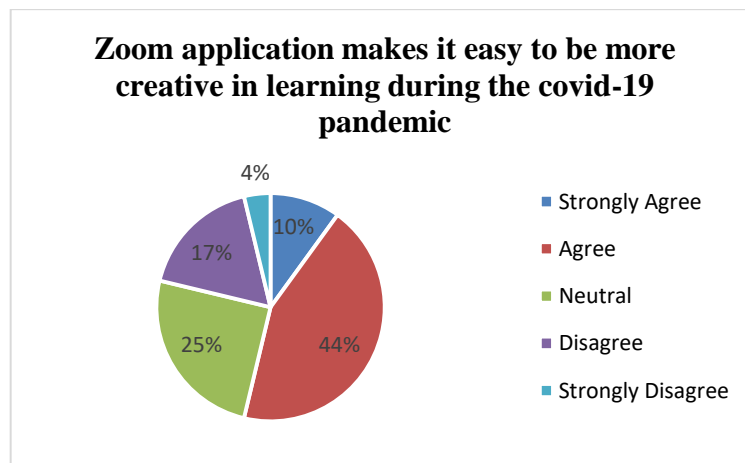


Chart 4.7. illustrates that 8 people chose Strongly Agree with a percentage of 10% from 80 respondents. There were 35 who chose to Agree with a

percentage of 44%, 20 chose Neutral with a percentage of 25%, 14 people chose Disagree with a percentage of 17%, and 3 people chose Strongly Disagree with a percentage of 4%.

Chart 4.8. The percentage of the tenth statement of the questionnaire

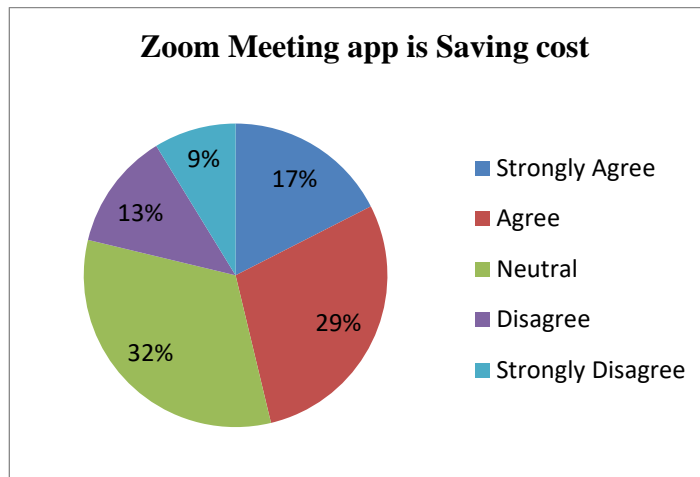


Chart 4.8. illustrates that 14 people chose Strongly Agree with a percentage of 17% from 80 students. There were 23 who chose to Agree with a percentage of 29%, 26 chose Neutral with a percentage of 32%, 10 people chose to Disagree with a percentage of 13%, and 7 people chose Strongly Disagree with a percentage of 9%.

Chart 4.9. The Percentage of the eleventh statement of the questionnaire

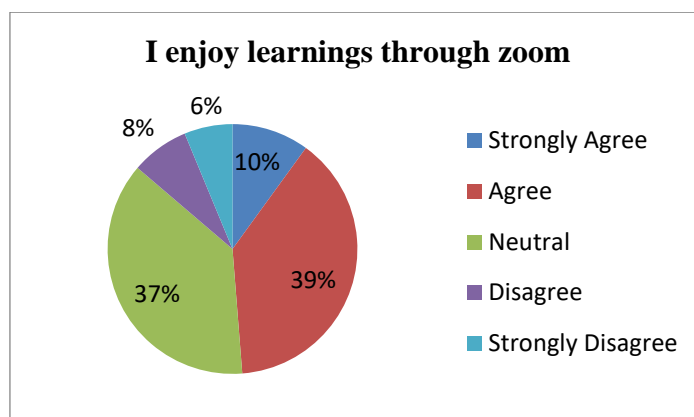


Chart 4.9. illustrates that 8 people chose Strongly Agree with a percentage of 10% from 80 respondents. There were 31 who chose to Agree with a percentage of 39%, 30 chose Neutral with a percentage of 37%, 6 people chose to

Disagree with a percentage of 8%, and 5 people chose Strongly Disagree with a percentage of 6%.

Chart 4. 10. The percentage of the twelfth statement of the questionnaire

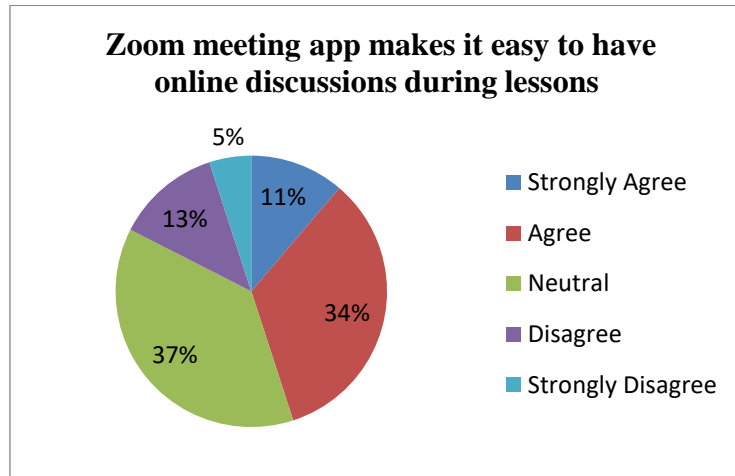


Chart 4.10. illustrates that 9 people chose Strongly Agree with a percentage of 11% from 80 respondents. There were 27 who chose to Agree with a percentage of 34%, 30 chose Neutral with a percentage of 37%, 10 people chose to Disagree with a percentage of 13%, and 4 people chose Strongly Disagree with a percentage of 5%.

Chart 4.11. The percentage of the thirteenth statement of the questionnaire

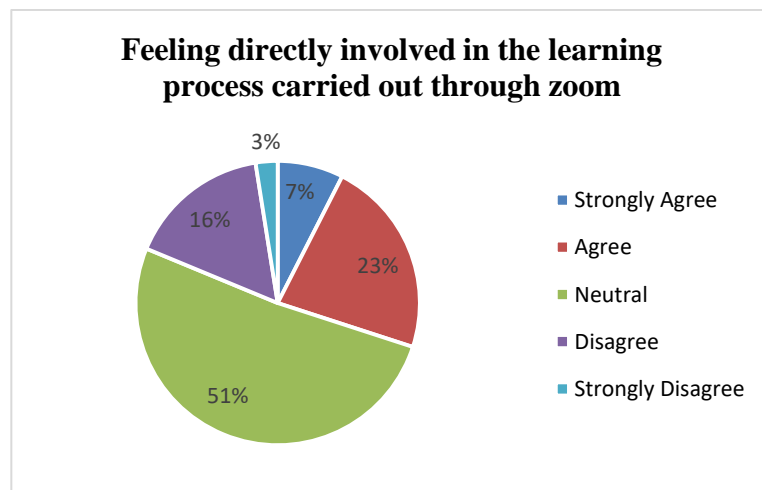


Chart 4.11. illustrates that 6 people chose Strongly Agree with a percentage of 7% from 80 respondents. There were 18 who chose to Agree with a

percentage of 23%, and 41 chose Neutral with a percentage of 51%, 13 people chose Disagree with a percentage of 16%, and 2 people chose Strongly Disagree with a percentage of 3%.

Chart 4.12. The percentage of the fourth statement of the questionnaire

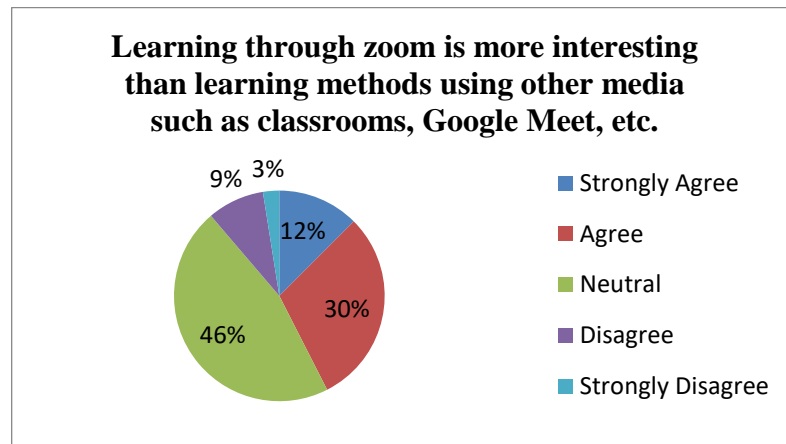


Chart 4.12. illustrates that 10 people chose Strongly Agree with a percentage of 12% from 80 respondents. There were 24 who chose to Agree with a percentage of 30%, 37 chose Neutral with a percentage of 46%, 7 people chose to Disagree with a percentage of 9%, and 2 people chose Strongly Disagree with a percentage of 3%.

Chart 4.13. The percentage of the fifteenth statement of the questionnaire

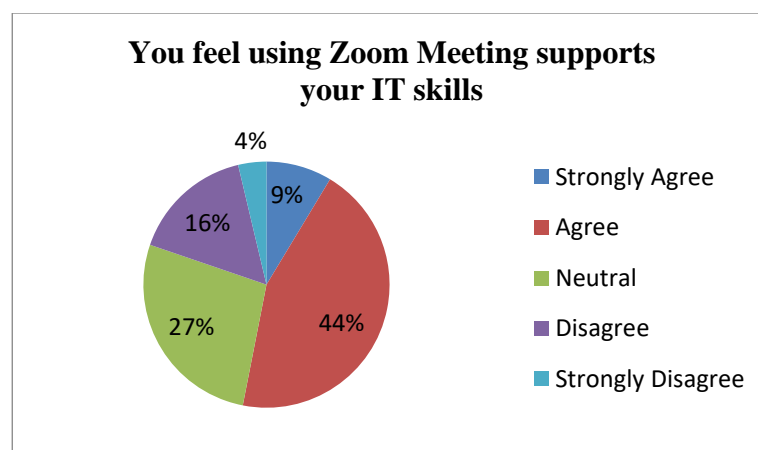


Chart 4.13. illustrates that 7 people chose Strongly Agree with a percentage of 9% from 80 respondents. There were 36 who chose to Agree with a percentage of 44%, 22 chose Neutral with a percentage of 27%, 13 people chose

to Disagree with a percentage of 16%, and 3 people chose Strongly Disagree with a percentage of 4%.

Chart 4.14. The percentage of the sixteenth statement of the questionnaire

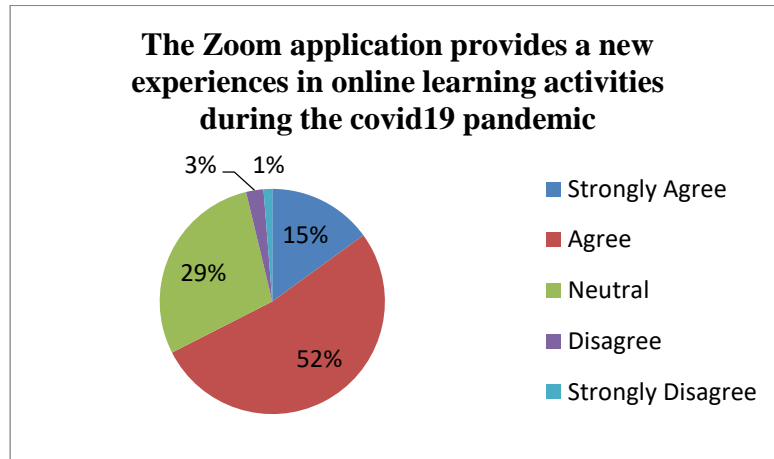


Chart 4.14. illustrates that 12 people chose Strongly Agree with a percentage of 15% from 80 respondents. There were 42 who chose to Agree with a percentage of 52%, 23 chose Neutral with a percentage of 29%, 2 people chose to Disagree with a percentage of 3%, and 1 people chose Strongly Disagree with a percentage of 1%.

Chart 4.15. The percentage of the seventeenth statement of the questionnaire

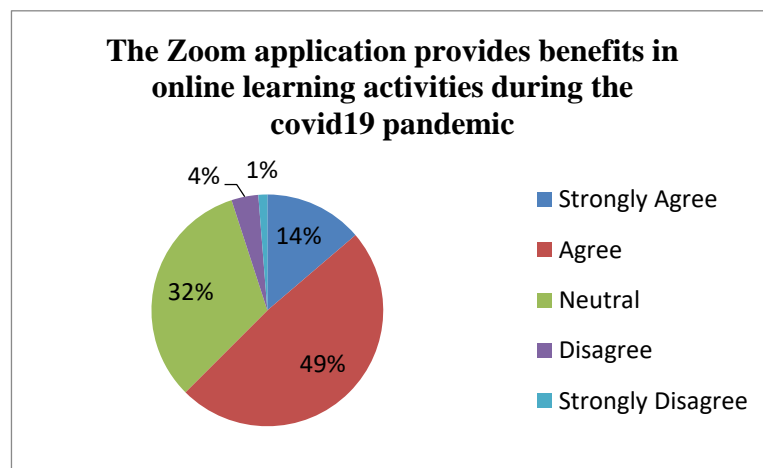


Chart 4.15. illustrates that 11 people chose Strongly Agree with a percentage of 14% from 80 respondents. There were 39 who chose to Agree with a percentage of 49%, 26 chose Neutral with a percentage of 32%, 3 people chose

to Disagree with a percentage of 4%, and 1 person chose Strongly Disagree with a percentage of 1%.

Chart 4.16. The percentage of the eighteenth statement of the questionnaire

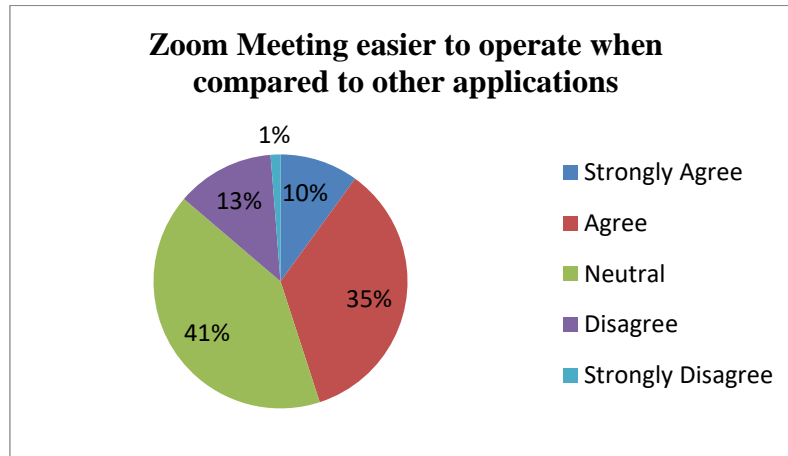


Chart 4.16. illustrates that 8 people chose Strongly Agree with a percentage of 10% of 80 respondents. There were 28 who chose to Agree with a percentage of 35%, 33 chose Neutral with a percentage of 41%, 10 people chose to Disagree with a percentage of 13%, and 1 chose Strongly Disagree with a percentage of 1%.

Chart 4.17. The Percentage of the nineteenth statement of the questionnaire

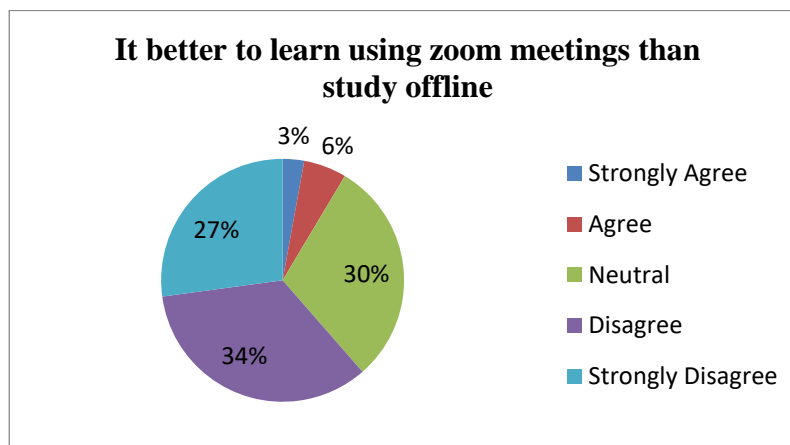


Chart 4.17. illustrates that 4 people chose Strongly Agree with a percentage of 3%, 14 chose to Agree with a percentage of 6%, 21 chose Neutral

with a percentage of 30%, 24 people chose to Disagree with a percentage of 34%, and 19 people chose Strongly Disagree with a percentage of 27%.

Chart 4.18. The percentage of the twentieth statement of the questionnaire

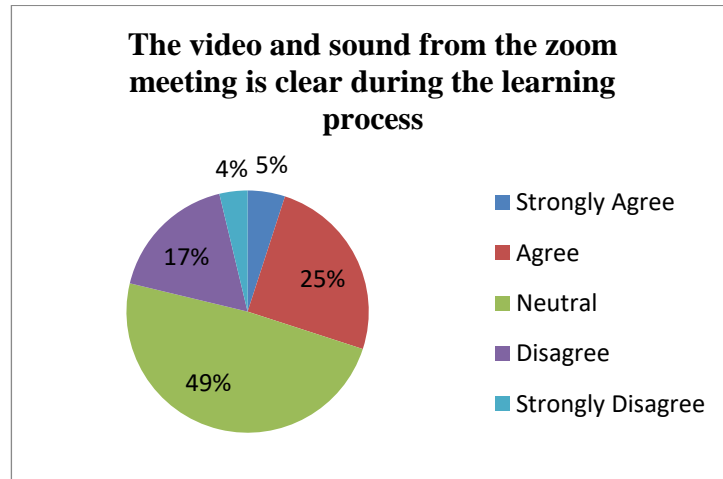


Chart 4.18. illustrates that 4 people chose Strongly Agree with a percentage of 5% from 80 respondents. There were 20 who chose to Agree with a percentage of 25%, 39 chose Neutral with a percentage of 49%, 14 people chose Disagree with a percentage of 17%, and 3 people chose Strongly Disagree with a percentage of 4%.

To find the result of the questionnaires, the researcher used the form by Nazir (2005) to determine the total score of students' responses with the form below:

$$T \times P_n$$

Note:

T = Total number of respondents who answered

P_n = Choice of Likert score

Table 4.1. The results of the questionnaires

Number of Statement	Categories of the Likert scale					Total
	SA (5)	A (4)	N (3)	D (2)	SD (1)	
1	25	112	62	28	1	228
2	10	76	72	70	0	228
3	10	96	93	40	3	242
4	15	84	129	20	3	251
5	75	164	54	6	3	302
6	30	172	66	16	1	285
7	40	140	60	28	3	271
8	70	92	78	20	7	267
9	40	124	90	12	5	271
10	45	72	90	20	4	231
11	30	96	123	26	2	277
12	50	96	111	14	2	273
13	35	144	66	26	3	274
14	60	168	69	4	1	302
15	55	156	78	6	1	296
16	40	112	99	20	1	272
17	10	56	63	48	19	196
18	20	80	117	28	3	248
Total Number						4714

To find the percentage of each point of students' response on the performance of Students' Perception usage of Zoom Meeting Application for Teaching Writing for Academic Purposes, the researcher used the form below:

$$Index(\%) = \frac{Total\ Score}{Y} \times 100\%$$

From each percentage of the questionnaire points above, the categories of each statement can be seen as follows:

Table 4.2. Criteria of students' responses about the use of Zoom Meeting Performance

Percentage (%)	Criteria of Perception
≤ 20	Very Negative
21-40	Negative
41-60	Moderate
61-80	Positive
≥ 81	Very Positive

Table 4.3. Categories of Students' Perception usage of Zoom Meeting Application for Teaching Writing for Academic Purposes

No.	Statements	Categories	Score
1.	Zoom Meeting online learning makes it easier to access learning materials	Moderate	57%
2.	Zoom Meetings online learning improves the quality of the interaction and communication with lecturers	Moderate	57%
3.	Zoom Meetings online learning is effective in improving the quality of the learning process	Positive	60.50%
4.	Students understand well the learning materials taught using the Zoom Meetings online learning method	Positive	62.75%
5.	Students easily operate the zoom app	Positive	75.50%
6.	Students easily operate some features of the zoom app	Positive	71.25%
7.	Students feel the zoom application makes it easy for you to be more creative in learning during the covid-19 pandemic	Positive	67.75%
8.	Zoom Meeting app is Saving your cost	Positive	66.75%
9.	Students enjoy learnings through zoom.	Positive	67.75%

10.	The zoom meeting app makes it easy to have online discussions during lessons.	Moderate	57.75%
11.	Students feel directly involved in the learning process carried out through zoom.	Positive	69.25%
12.	Learning through zoom is more interesting than learning methods using other media such as classrooms, Google Meet, etc.	Positive	68.25%
13.	Students feel using Zoom Meeting supports your IT skills	Positive	68.50%
14.	Students think the zoom application provides a new experience in online learning activities during the covid19 pandemic	Positive	75.50%
15.	Students think the zoom application benefits online learning activities during the covid19 pandemic.	Positive	74%
16.	Zoom is easier to operate when compared to other applications.	Positive	68%
17.	It is better to learn using zoom meetings than study offline	Moderate	49%
18.	The video and sound from the zoom meeting clear during the learning process	Positive	62%

Based on the table above, the students' perception scores using the Zoom Meeting Application for Teaching Writing for Academic Purposes prefer to agree and neutral, while the average scores are:

$$Mean = \frac{\sum X}{N}$$

$$Mean = \frac{1178.5}{18}$$

$$=65.47 \text{ (Positive)}$$

Based on the range below, the result of Students' Perception usage of Zoom Meeting Application for Teaching Writing for Academic Purposes:

Percentage (%)	CriteriaOf Perception
≤ 20	Very Negative
21-40	Negative
41-60	Moderate
61-80	Positive
≥ 81	Very Positive

Based on the result above, the result of students' perception on Zoom Meeting online learning was positive with the mean of the percentage is **65,47 %**

B. Discussion

This study aims to determine students' perceptions of the implementation of zoom meetings in the students of the 5th semester of the English Education Department at UIN Alauddin Makassar with a questionnaire consisting of 18 numbers.

There are several student perceptions about the use of several application platforms, which have been discussed in Chapter 2

BAB V

CONCLUSION AND SUGGESTION

A.conclusion

Based on the research findings discussion, the researcher concludes that Students of the 5th semester of the English Education Department of UIN Alauddin Makassar have a Positive perception of using Zoom meetings in online learning. Based on the result above, the result of students' perception of Zoom Meeting online learning was positive, with a mean percentage of **65.47 %**.

B. Suggestion

Based on the conclusions above, the researcher would like to provide suggestions. It is recommended to the head of the English Language Education Department and further researchers to apply this English learning method using zoom to students so that if there are obstacles in attending the learning process, they can use this method, so that learning can be carried out properly through distance learning. and the researcher recommends that teachers pay more attention to interactions between students in this application. and also suggests that students be more prepared and more independent in the teaching and learning process in this application, because the application of this method can develop their learning process and can help them in the process of accelerating learning activities.

BIBLIOGRAPHY

Alvarado, Sandra, Bonnie Kanter-Braem, Kathleen Manz, Peter Masciopinto, Eileen McKenna, Dana Nelson, and others, 'Sensation and Perception: A Unit Lesson Plan for High School Psychology Teachers', *National Standards for High School Psychology Curricula*, 2011, 1–46

Andhini, Nisa Fitri, 'Makalah Keterampilan Menulis', *Journal of Chemical Information and Modeling*, 53.9 (2017), 1689–99

Baron, R. & Byrne, 'Psikologi Sosial', in *Edisi 10*, 2003

Creswell, John W, *EDUCATIONAL RESEARCH :Planning, Conducting, and and Evaluating Qualitative and Quantitative Approaches*, CXLVIII

Feldman, R, 'Pengantar Psikologi : Understanding Psychology".', *Edisi 10.*, 10 (2012)

Garrison, D. R. & Anderson, 'E-Learning in the 21st Century". A Framework for Research and Practice.'

Gay, L. R., Geoffrey E. Contributors:Mills, and Peter W. Airasian, *Educational Research: Competencies for Analysis and Applications*, 2012

Haqien, Danin, and Aqilah Afifadiyah Rahman, 'Pemanfaatan Zoom Meeting Untuk Proses Pembelajaran Pada Masa Pandemi Covid-19', *SAP (Susunan Artikel Pendidikan)*, 5.1 (2020) <<https://doi.org/10.30998/sap.v5i1.6511>>

Kelana, Jalang Bayu, Medita Ayu Wulandari, and Duhita Savira Wardani, 'Penggunaan Aplikasi Zoom Meeting Di Masa Pandemi Covid-19', *Jurnal Elementary*, 4.1 (2021), 18–22

Kropf, Dorothy C., 'Connectivism: 21st Century's New Learning Theory, European Journal of Open, Distance and E-Learning, 2013', *European Journal of Open, Distance and E-Learning*, 16.2(2013), 13–24

Kuntarto, Eko, 'Keefektifan Model Pembelajaran Daring Dalam Perkuliahan Bahasa Indonesia Di Perguruan Tinggi', *Journal Indonesian*

Language Education and Literature, 3.1 (2017), 53–65

<<https://www.syekhnurjati.ac.id/jurnal/index.php/jeill/article/view/1820>>

Kustiyan, Ary, Sri Surachmi W, and Suad, ‘Implementation Problem Based Learning Model Using Zoom Meeting Application’, *Journal of Physics: Conference Series*, 1823.1 (2021) <<https://doi.org/10.1088/1742-6596/1823/1/012077>>

Matlin & Foley, *Perception* (Boston: Boston : Allyn and Bacon, 1992)

Maulana, Hutomo Atman, ‘Persepsi Mahasiswa Terhadap Pembelajaran Daring Di Pendidikan Tinggi Vokasi: Studi Perbandingan Antara Penggunaan Google Classroom Dan Zoom Meeting’, *Edukatif: Jurnal Ilmu Pendidikan*, 3.1 (2021), 188–95 <<https://doi.org/10.31004/edukatif.v3i1.259>>

Muhamad, Andi, Iqbal Akbar, Politeknik Negeri, and Ujung Pandang, ‘Zoom Aman Bagi Pengguna ? Review Kelemahan Dan Panduan Praktis Preventif Pembelajaran Melalui Daring Atau Online . Sistem Pembelajaran Dan Bekerja Online Dari Rumah Sebagai Bentuk Study From Home Atau Work From Home Memungkinkan Menjadi Solusi Untuk Memut’, May, 2020 <<https://doi.org/10.13140/RG.2.2.34634.93121>>

Nazir, M., *Metode Penelitian* (Bogor :Ghalia Indonesia, 2005)

Novita, Novita, Muhamad Taufik Bintang Kejora, and Akil Akil, ‘Efektivitas Penggunaan Aplikasi Zoom Meeting Dalam Pembelajaran PAI Di Masa Pandemi Covid-19’, *Edukatif: Jurnal Ilmu Pendidikan*, 3.5 (2021), 2961–69 <<https://edukatif.org/index.php/edukatif/article/view/1070>>

Priyastuti, Maria Theresia, and Suhadi Suhadi, ‘Kepuasan Mahasiswa Terhadap Pembelajaran Daring Selama Pandemi Covid-19’, *Journal of Language and Health*, 1.2 (2020), 49–56 <<https://doi.org/10.37287/jlh.v1i2.383>>

Rahmiyanti, ‘STUDENTS’ PERCEPTION ON THE IMPLEMENTATION OF GOOGLE CLASSROOM IN ENGLISH EDUCATION DEPARTMENT FORCE 2017 AT UIN ALAUDDIN MAKASSAR’, *Composites Part A: Applied Science and Manufacturing*, 2020

Randolph, W, A. & Blackburn, *Managing Organizational*, 1989

Robbins, S, P, *Organizational Behavior*, CXLVIII

Sadikin, Ali, and Afreni Hamidah, 'Pembelajaran Daring Di Tengah Wabah Covid-19', *Biodik*, 6.2(2020), 109–19

Wahyuni, Dwi, 'PERSEPSI MAHASISWA PENDIDIKAN SOSIOLOGI TERHADAP PEMBELAJARAN DARING DI UNIVERSITAS MUHAMMADIYAH MAKASSAR SKRIPSI', *Journal of Wind Engineering and Industrial Aerodynamics* (UNIVERSITAS MUHAMMADIYAH MAKASSAR, 2019)

Zhafira, Nabila Hilmy, Ertika. Yenny, and Chairiyaton, 'Daring Sebagai Sarana Pembelajaran Selama Masa Karantina Covid-19', *Jurnal Bisnis Dan Kajian Strategi Manajemen*, 4.1 (2020), 37–45

APPENDICES

APPENDIX A
QUESTIONNAIRE

Student Perceptions of Online Learning Based on Zoom Meetings

No.	Statements	SD	D	N	A	SA
1.	Zoom Meeting online learning makes it easier to access learning materials					
2.	Zoom Meetings online learning improves the quality of the interaction and communication with lecturers					
3.	Zoom Meetings online learning is effective in improving the quality of the learning process					
4.	Students understand well the learning materials taught using the Zoom Meetings online learning method					
5.	Students easily operate the zoom app					
6.	Students easily operate some features of the zoom app					
7.	Students feel the zoom application makes it easy for you to be more creative in learning during the covid-19 pandemic					
8.	Zoom Meeting app is Saving your cost					
9.	Students enjoy learnings through zoom.					
10.	The zoom meeting app makes it easy to have online discussions during lessons.					
11.	Students feel directly involved in the learning process carried out through zoom.					

12.	Learning through zoom is more interesting than learning methods using other media such as classrooms, Google Meet, etc.					
13.	Students feel using Zoom Meeting supports your IT skills					
14.	Students think the zoom application provides a new experience in online learning activities during the covid19 pandemic					
15.	Students think the zoom application benefits online learning activities during the covid19 pandemic.					
16.	Zoom is easier to operate when compared to other applications.					
17.	It is better to learn using zoom meetings than study offline					
18	The video and sound from the zoom meeting clear during the learning process					

(Adapted from Optika : 2020,&Edunesia:2021)

APPENDIX B Questionnaire Answer Results

Number of Statement	SA (5)	A (4)	U (3)	D (2)	SD (1)
1	5	28	31	14	1
2	2	19	24	35	0
3	2	24	31	20	3
4	3	21	43	10	3
5	15	41	18	3	3
6	6	43	22	8	1
7	8	35	20	14	3
8	14	23	26	10	7
9	8	31	30	6	5
10	9	27	30	10	4
11	6	18	41	13	2
12	10	24	37	7	2
13	7	36	22	13	3
14	12	42	23	2	1
15	11	39	26	3	1
16	8	28	33	10	1
17	2	14	21	24	19
18	4	20	39	14	3

APPENDIX C The Results of The Questionnaires

Number of Statement	Categories of the Likert scale					Total
	SA (5)	A (4)	N (3)	D (2)	SD (1)	
1	25	112	62	28	1	228
2	10	76	72	70	0	228
3	10	96	93	40	3	242
4	15	84	129	20	3	251
5	75	164	54	6	3	302
6	30	172	66	16	1	285
7	40	140	60	28	3	271
8	70	92	78	20	7	267
9	40	124	90	12	5	271
10	45	72	90	20	4	231
11	30	96	123	26	2	277
12	50	96	111	14	2	273
13	35	144	66	26	3	274
14	60	168	69	4	1	302
15	55	156	78	6	1	296
16	40	112	99	20	1	272
17	10	56	63	48	19	196
18	20	80	117	28	3	248
Total Number						4714

APPENDIX D The Percentage of Students' Perception usage of Zoom Meeting Application for Teaching Writing for Academic Purpose

1. Does Zoom Meeting online learning make easier to access learning materials?

$$\begin{aligned} Index(\%) &= \frac{228}{400} \times 100\% \\ &= 57\% \end{aligned}$$

2. Does Zoom Meetings online learning improve the quality of the interaction and communication with lecturers?

$$\begin{aligned} Index(\%) &= \frac{228}{400} \times 100\% \\ &= 57\% \end{aligned}$$

3. Is Zoom Meetings online learning effective to improve the quality of the learning process ?

$$\begin{aligned} Index(\%) &= \frac{242}{400} \times 100\% \\ &= 60,5\% \end{aligned}$$

4. Do you understand well the learning materials taught using the Zoom Meetings online learning method?

$$\begin{aligned} Index(\%) &= \frac{251}{400} \times 100\% \\ &= 62,75\% \end{aligned}$$

5. Can you easily operate the zoom app?

$$\begin{aligned} Index(\%) &= \frac{302}{400} \times 100\% \\ &= 75,5\% \end{aligned}$$

6.Can you easily operate some features of the zoom app?

$$\begin{aligned} Index(\%) &= \frac{285}{400} \times 100\% \\ &= 71,25\% \end{aligned}$$

7.Do you feel the zoom application makes it easy for you to be more creative in learning during the covid-19 pandemic?

$$\begin{aligned} Index(\%) &= \frac{271}{400} \times 100\% \\ &= 67,75\% \end{aligned}$$

8.Is Zoom Meeting app Saving your cost ?

$$\begin{aligned} Index(\%) &= \frac{267}{400} \times 100\% \\ &= 66,75\% \end{aligned}$$

9.Do you enjoy learning through zoom.

$$\begin{aligned} Index(\%) &= \frac{271}{400} \times 100\% \\ &= 67,75\% \end{aligned}$$

10.Does zoom meeting app makes it easy to have online discussions during lessons.

$$\begin{aligned} Index(\%) &= \frac{231}{400} \times 100\% \\ &= 57,75\% \end{aligned}$$

11.Do you feel directly involved in the learning process carried out through zoom.

$$\begin{aligned} Index(\%) &= \frac{277}{400} \times 100\% \\ &= 69,25\% \end{aligned}$$

12. Is Learning through zoom is more interesting than learning methods using other media such as classrooms, Google Meet, etc.

$$\begin{aligned} Index(\%) &= \frac{273}{400} \times 100\% \\ &= 68,25\% \end{aligned}$$

13. Do you feel using Zoom Meeting support your IT skills?

$$\begin{aligned} Index(\%) &= \frac{274}{400} \times 100\% \\ &= 68,5\% \end{aligned}$$

14. Do you think the zoom application provides a new experience in online learning activities during the covid19 pandemic

$$\begin{aligned} Index(\%) &= \frac{302}{400} \times 100\% \\ &= 75,5\% \end{aligned}$$

15. Do you think the zoom application provides benefits in online learning activities during the covid19 pandemic.

$$\begin{aligned} Index(\%) &= \frac{296}{400} \times 100\% \\ &= 74\% \end{aligned}$$

16. Is Zoom easier to operate when compared to other applications.

$$\begin{aligned} Index(\%) &= \frac{272}{400} \times 100\% \\ &= 68\% \end{aligned}$$

17. Is it better to learn using zoom meetings than study offline?

$$\begin{aligned} Index(\%) &= \frac{196}{400} \times 100\% \\ &= 49\% \end{aligned}$$

18. Are the video and sound from the zoom meeting clear during the learning process

$$\begin{aligned} \text{Index}(\%) &= \frac{248}{400} \times 100\% \\ &= 62\% \end{aligned}$$