

**ENGLISH TEACHERS' STRATEGY IN TEACHING READING AT THE SECOND
GRADE OF MTS ASSALAMIYAH GALESONG**



A Thesis

Submitted in Partial Fulfillment of the Requirements for the Degree of *Sarjana Pendidikan* in English Education Department Tarbiyah and Teacher Training Faculty of Alauddin State Islamic University

Makassar

By:

Nurul Wahdania

Reg. Number: 20400120046

**EDUCATION DEPARTMENT
TARBIYAH AND TEACHER TRAINING FACULTY
ALAUDDIN STATE ISLAMIC UNIVERSITY OF MAKASSAR**

2024

PENGESAHAN SKRIPSI

Skripsi berjudul "English Teachers' Strategy In Teaching Reading At The Second Grade Of Mts Assalamiyah Galesong", yang disusun oleh Saudari Nurul Wahdania, NIM: 20400120046, mahasiswi Program Studi PBI Fakultas Tarbiyah dan Keguruan UIN Alauddin Makassar, telah diuji dan dipertahankan dalam sidang Ujian Skripsi (Munaqasyah) yang diselenggarakan pada hari Kamis, tanggal 15 Agustus 2024 M. bertepatan dengan tanggal 17 Rabiul Awal 1446 H, dinyatakan telah dapat diterima sebagai salah satu syarat untuk memperoleh gelar Sarjana Pendidikan pada Jurusan Pendidikan Bahasa Inggris dengan beberapa perbaikan.

Gowa, 27 Agustus 2024

DEWAN PENGUJI:

Nomor SK 988 Tahun 2024

Ketua Sidang : Dr. Siti Nurpahmi, S.Pd., M.Pd.

Sekretaris Sidang : Nur Aliyah Nur, M.Pd.


Penguji I : Dr. Hj. Mardianah, M.Hum.

Penguji II : Masykur Rauf, M.Pd.

Pembimbing I : Dr. Serliah Nur, S.Pd., M.Hum., M.Ed.

Pembimbing II : Maltazam Abubakar, M.Hum.

Disahkan Oleh:
Dekan FTK UIN Alauddin Makassar,



Dr. H. Andi Achruh, M.Pd. I
NIP. 19660908 199403 1 002

PERNYATAAN KEASLIAN SKRIPSI

Nama : Nurul Wahdania
NIM : 20400120046
Tempat/Tanggal Lahir : Pa'lalakkang/ 10 Mei 2002
Prodi : Pendidikan Bahasa Inggris
Fakultas : Tarbiyah dan Keguruan
Alamat : Pa'lalakkang, Kec. Galesong, Kab. Takalar
Judul : **English Teachers' Strategy in Teaching Reading at the Second Grade of Mts Assalamiyah Galesong**

Menyatakan bahwa skripsi ini benar adalah hasil karya penyusun sendiri. Jika dikemudian hari terbukti bahwa ia merupakan duplikasi, tiruan, atau dibuat oleh orang lain sebagian atau seluruhnya, maka skripsi dan gelar yang diperoleh karenanya dinyatakan batal demi hukum.

Gowa, 10 September 2024
Penyusun,


NURUL WAHDANIA
NIM: 20400120046

PREFACE

Alhamdulillah, all praises to Allah, the single power, the Lord of the universe, master of the day of judgment, God all mighty, for all blessings and mercies, so the writer was able to finish this thesis entitled “English Teachers’ in Teaching Reading at The Second Grade of Mts Assalamiyah Galesong”. Peace be upon Prophet Muhammad SAW, the great leader and good inspiration of the world revolution. The researcher is sure this thesis would not have been completed without the help, support, and suggestions. Thus, the researcher would like to express her deepest thanks to those who had helped, supported, and suggested her while writing this thesis. This goes to:

1. **Prof. Hamdan Juhannis, M.A, Ph.D.**, the rector of UIN Alauddin Makassar and his vices.
2. **Dr. H. Andi. Achruh, M.Pd.I.** The Dean of Tarbiyah and Teaching Training Faculty of UIN Alauddin Makassar and all his vices.
3. **Dr. Sitti Nurpahmi, M.Pd.**, the Head of the English Education Department who always give the best support and motivational advice for the researcher in conducting this research and all her vices, and **Nur Aliyah Nur, M.Pd.**, the secretary of English Education Department who always give the best recommendation, and advised in other processes to complete this study.
4. **Dr. Serliah Nur, M.Hum., M.Ed.**, was the first consultant of a researcher

whoguided patiently, and sincerely and provided various suggestions and supportneeded in the process of completing this thesis, and the second consultant

5. **Multazam Abubakar, M.Hum.,** who always gave endless advice and support, patiently, time, energy, and opinions while completing this thesis.
6. **Dr. Hj. Mardiana, M.Hum.,** was the first examiner who advised researching this thesis, and **Masykur Rauf, M.Pd.,** was the second examiner who gave advice and pointed out things that could be improved in researching this thesis.
7. My beloved parents, thank you for your support and especially extraordinary prayer for my dream to come true, it means a lot to me.
8. My beloved Brothers thank you very much for your struggle, support, and all the great things you give me.
9. All my beloved friends, especially in Class B English Education Studies.
10. My deepest gratitude to my research partners Eni and Juju, as witnesses to the joys and sorrows of working on this thesis.
11. My close friends, Rabiah, Latifah, and Ida, thank you so much for always giving me the best colors in my life and for always being there when I needed you the most.
12. Last but not least, I want to thank me, I want to thank me for believing in me, I want to thank me for doing all this hard work, I want to thank me

for having no days off, and I want to thank me for never quitting, for just being me at all times.

Samata, 12 July 2024

The researcher



Nurul wahdania




TABLE OF CONTENTS

COVER	i
TITLE.....	i
STATEMENTS OF THESIS ORIGINALLY	i
APPROVAL	i
PREFACE	ii
TABLE OF CONTENTS	v
ABSTRACT	ix
CHAPTER I INTRODUCTION.....	1
A. Background.....	1
B. Research Questions	5
C. Problem Statements	6
D. Previous Related Findings	6
E. Research Objective and Significances	10
CHAPTER II. REVIEW OF LITERATURE	12
A. Teaching Strategy	12
B. Conceptual Framework	19
CHAPTER III. RESEARCH METHODOLOGY	22
A. Types Location of Research.....	22
B. Research Approach	22
C. Data source	23
D. Procedure Collecting Data.....	24
E. Research Instrument.....	24
F. Data Analysis Technique.....	26
CHAPTER IV. RESULT AND DISCUSSION.....	28
A. Results	28
B. Discussion.....	35
CHAPTER V. CLOSING	39
A. Conclusion.....	39
B. Suggestion	40
PREFERENCES	41
ATTACHMENT	75
CURRICULUM VITAE	77

LIST OF APPENDICES

Appendices 1	44
Appendices 2	45
Appendices 3	52
Appendices 4	72
Appendices 5	72
Curriculum vitae	77



LIST OF FIGURES

Figures 2.1 Conceptual Framework19



LIST OF TABLES

Table 4.128



ABSTRACT

Name : Nurul Wahdania

Reg. Number: 20400120046

Title : English Teacher's Strategies In Teaching Reading At the Second Of Mts Assalamiyah Galesong

Consultant 1 : Dr. Serliah Nur, S.Pd.,M.Hum., M.Ed.

Consultant 2 : Multazam Abu Bakar, M.Hum.

This study aims to discover the strategies used by English teachers and how to implement these strategies in teaching reading in the second grade of Mts Assalamiyah Galesong.

This type of research is descriptive qualitative. The research instruments were observations and interviews. The subjects of this study were two English teachers who served as informants.

The results found seven strategies teachers use: Scaffolding, Think-Aloud, Reciprocal Teaching, SQ3R, Monitoring Comprehension, Metacognition, and Answering Questions. The process of applying the strategies used by English teachers follows the learning topic. Scaffolding strategy is used to teach new things to students. Think-aloud is used for students to convey the content of their own understanding. Reciprocal Teaching is used to divide students into groups and this is one of the strategies that teachers use most often. SQ3R is used by teachers to ask students to analyze a reading text and create questions. Monitoring comprehension is used by teachers to monitor students' activeness in the learning process. Metacognition is used to ask whether students have understood the learning material. Answering questions is used by the teacher to train students to make questions in a reading text.

This study is expected to provide information to teachers, prospective teachers, and readers about suitable strategies for teaching reading. Teachers, prospective teachers, and readers about suitable strategies to teach reading. The findings of this study provide some options for teaching strategies that can be considered for use in other educational institutions.

CHAPTER I

INTRODUCTION

A. Background

According to Noermanzah (2019), Language is a communication tool a person uses to convey a message in the form of expression in certain situations and various activities. According to him, language is a very effective communication tool, and even though it is not perfect, imperfect communication can be a source of misunderstanding for the listener. The main function of language is to communicate.

Tarigan (2008), stated that the existence of reading interest can have various positive impacts on a person such as increased reading comprehension. In reading, students encounter obstacles to understanding the text if they do not recognize the meaning of the words.

Reading is one of the most important basic skills besides listening, speaking, and writing. Sumarsih (2016) states that reading is the most useful and important skill for humans, especially students. This skill is more important than speaking and writing.

Reading is indispensable for students because their success in their studies depends largely on their reading ability. If students' reading skills are poor, they are likely to fail in their studies. On the other hand, if they have a good ability in reading, they will have a better chance of success in learning especially in reading Nurpahmi (2017).

Reading is the process of seeing and understanding what the content of reading material is. As Allah has revealed the first Revelation to Muhammad SAW which is an order to read. Reading is a must in order to obtain information or knowledge contained in reading. Allah SWT says in QS. Al- 'Alaq verses 1-5 which reads:

أَفْرَأْ بِأَسْمِ رَبِّكَ الَّذِي خَلَقَ خَلَقَ الْإِنْسَانَ مِنْ عَلَقٍ ۚ وَرَبُّكَ الْأَكْرَمُ الَّذِي عَلَّمَ بِالْقَلَمِ ۗ عَلَّمَ الْإِنْسَانَ مَا لَمْ يَعْلَمْ

Translation: *"Read by (mentioning) the name of your Lord who created, He has created man from a clot of blood. Read, and your Lord is the most gracious, who teaches man with a pen, He taught man what he did not know."* (QS. Al- Alaq:1-5).

As the verse above states, Allah SWT has illustrated by providing teaching and knowledge through qalam to humans. Allah commands humans to read to gain knowledge. Therefore, humans must achieve it with education. It is making the Qur'an the first source of law that has guaranteed its authenticity and avoided human interference.

A teacher's skill in teaching English is essential. Teachers must pay special attention to their students to improve their English language skills, especially reading. So, reading is not just reading aloud, but also how to find out the main topic and ideas contained in it. If later the reader is given questions related to the reading, the reader is expected to answer them properly and correctly. Readers are also likely to be able to translate a text and express it in their language so that others can understand the content of the text (Bonomo1973).

According to Gunderson, D'Silva, & Chen, (2011), reading disability is often referred to as a specific learning disability. This term is used to identify individuals who have difficulty learning to read. However, one of the problems in language learning, especially reading, is the lack of curiosity of students, and also the difficulty of pronunciation in reading due to the difference in articulation between reading and how to pronounce it, as well as difficulty understanding grammar in the context of tenses and words that have multiple meanings.

Turkeltaub, et al. Al. (2005) said that reading is the most important skill that must be learned in childhood. The same thing is also expressed by (Rahim 2008), who says that reading ability is important in an educated society because children's learning activities begin with how individuals read. The process of reading books is essential for children in the future. Many students do not have the enthusiasm or motivation to learn English because in reality, English is not the first language, we use every day. Therefore, it is necessary to design good strategies for teachers in learning English at the school level. Ngalimun (2017), said that strategy refers to acting to achieve the desired goal. If it is related to the teaching and learning process, the strategy is defined as a general description of activities between teachers and students to achieve planned goals.

Applying reading strategies is one of the most important things in teaching and learning. Learning strategies are methods chosen to deliver

subject matter in a particular teaching environment, including the nature, scope, and range of activities that can provide learning experiences to students. A teacher's skill in teaching English is essential. Teachers must pay special attention to students to improve their English language skills, especially reading comprehension.

The researcher raised the English teacher's strategies for reading as the research objective because reading is an important skill in learning English. Reading English texts would familiarize and increase English vocabulary, grammar, and sentence structure. In addition, reading would also help with speaking and writing skills. It would also improve general knowledge and develop students' critical thinking skills. This is greatly influenced by the teacher's efforts to achieve the success of learning targets. Therefore, the selection of effective reading teaching strategies is a major necessity for teachers. Teaching reading in junior high school is a tough job. It is often a challenge for teachers who teach students because some students do not like reading in English. Many strategies can be used to help English teachers in teaching reading. Therefore, the researcher wants to know what methods are used and how teachers apply them in teaching reading.

This research was conducted at MTs Assalamiyah Galesong grade eight located on Jalan Karaeng Salamaka, Galesong sub-district, Takalar district. This research was conducted at MTs Assalamiyah Galesong because previously the researcher had made observations at the school. The learning

process at MTs Assalamiyah Galesong is repeated, especially in the English learning process. The teacher only gives a reading text, and then students are told to do the exercise without any explanation from the teacher. That makes researchers interested and want to know how the strategies used in the school are especially in reading learning strategies. For these reasons, the researcher raised the research entitled **“English Teacher's Strategies in Teaching Reading at The Third Grade of MTs Assalamiyah Galesong.”**

B. Research Question and Its Description

The scope of this research is focused on describing the strategies used by the teacher in teaching English reading comprehension and the teacher's perception towards the approach used by the teacher experienced in second-grade students at Mts Assalamiyah Galesong.

To understand the significance of the findings of this study, it is necessary to examine the following title: " English teacher in teaching reading skill at Mts Assalamiyah Galesong". Upon analyzing the context mentioned above, researchers must define the following terms:

1. Teaching strategies are the sequence of educational activities that instructors select and use based on the needs of their students, the school's environment, the neighborhood, and specific goals.
2. English teachers: teachers who play an important role in the teaching and learning process in the classroom by using learning strategies that make the learning process more interesting and effective.

3. Reading strategies are how readers understand what they read and do when they don't understand. This helps students in reading and improves their understanding of reading.

C. Problem Statement

According to the background, the researcher formulates the following research questions:

1. What strategies are used by the English teacher to teach reading skills in the second grade of Mts Assalamiyah Galesong?
2. How do the English teachers implement reading teaching strategies at MTs Assalamiyah Galesong?

D. Previous Related Research Findings

First, Ranggi (2019) conducted research entitled "*Teaching Reading Comprehension at The Third Grade of State Junior High School 23 Jambi*". His research focused on teachers.

strategy in teaching reading. The subject of his research was the English teacher of third grade in state junior high school 23 Jambi. The research instruments used were observation and interview. The study found that the teacher strategies used by the teacher were scaffolding and QARs.

Secondly, Nurdianingsih, (2021), conducted a research entitled "*Teacher's Strategies In Teaching Reading Comprehension*" This research aims to describe the methods used by English teachers to teach reading comprehension to their students. Interviews were conducted during the data

collection to determine the best way to teach reading comprehension. Research findings show that teachers use QAR techniques, individual and group learning, and text comprehension. These findings suggest that to help students overcome the challenges associated with learning English, teachers must have ways to teach reading comprehension. Teachers adapt their strategy choices to the subject, curriculum, and syllabus. These techniques work well for teaching reading comprehension because they allow students to discuss their ideas with others and understand the material.

Third, Pandiangan et al., (2021), conducted a research entitled *“Reading Teaching Strategies Applied By English Teachers in Senior High School”*. This research aims at students who have difficulty reading and understanding reading texts and are the targets of this research by being aware of the elements contributing to students' reading challenges. This shows that not all students can read well. This is a result of the tendency of certain educators to misuse teaching techniques. This article was created to clarify reading teaching tactics that instructors should use with their students. Data was collected by distributing a Google form questionnaire to ten high school English teachers who answered it. A questionnaire with ten questions was used to collect data for this research. Data analysis findings show that teachers use a variety of strategies when teaching students to read. techniques, such as Survey-Question-Read-Recite-Review, Active Reading, Speed Reading, Structure-Proposition-Evaluation, and Skimming and

Scanning. However, not every student can accept and comprehend these methods of instruction. Teachers in this situation need to be able to adapt their lesson plans to the interests and skill levels of their pupils. Adjustment methods affect pupils' capacity to pay attention in class. To effectively assist children in developing their English reading skills, teachers must be able to integrate many strategies.

Fourth, Li et al., (2022), conducted a research entitled *“The Impact of Reading Strategy Instruction on Reading Comprehension, Strategy Use, Motivation, and Self-Efficacy in Chinese University EFL Students.”* This study aimed to identify the effects of explicit reading strategy teaching on reading comprehension, reading strategy use, reading motivation, and reading self-efficacy in Chinese university EFL learners. Data were collected through five major instruments: a reading comprehension test, reading strategy questionnaire, reading motivation questionnaire, reading self-efficacy questionnaire, and semi-structured interview. The results of the independent sample test showed a significant difference in reading comprehension between the experimental group and the control group after reading strategy instruction, indicating that students who received reading strategy instruction experienced considerable improvement in their reading comprehension. ANCOVA analysis of the pre and post-questionnaire results showed no significant changes in reading strategy use, reading motivation, and reading self-efficacy at the end of strategy teaching. Furthermore, the

interview data showed that the experimental group students had a positive attitude toward the reading strategy training. The interview results further indicated that the dynamic interaction between individual and contextual factors could explain the lack of significant changes in strategy use, motivation, and self-efficacy at the end of the strategy training.

The last, Oktavia et al., (2023), conducted a research entitled "*Identify the methods used by teachers at SMAN 2 Jeneponto*". This research aims to teach reading comprehension. It was determined that the purpose of this research was to describe the strategies used by teachers at SMA 2 Jeneponto in teaching English to second-grade students based on the research problem. The nature of this research is descriptive and qualitative. Observation, interviews, and documentation were carried out data collection. The cornerstone of Jeremy Harmer's philosophy of teaching reading is that "*reading is not a passive skill; students must engage with what they read.*" This approach helps students become better readers. Most children responded positively, saying they enjoyed teaching reading skills and found it enjoyable. According to this research, educators use various teaching techniques when instructing reading comprehension. According to this research, as it can aid in students' understanding of the subject matter, this approach is helpful when teaching reading comprehension. It would be simpler for students who struggle with reading to comprehend reading comprehension. Teachers who employ this strategy are more equipped to give students material. Teachers

can profit from this strategy because it involves more student participation. Students can talk to their friends about their thoughts as well.

The similarity lies in the focus of the research, namely finding out how the strategies used by English teachers in teaching reading skills. Previous and current researchers used the same methods and instruments: descriptive qualitative approach methods and observation and interview instruments.

The difference between previous and current research is in the location and subject of research. The theory used by previous researchers used a lot of the theory put forward by Vacca and Vacca while the current study combines the theory between (Adler, 2001) and (Vacca and Vacca, 1999).

E. Research Objective and Significances

1. Research Objective

Depending on the background above, the researcher can formulate the problem in this study, as follows:

- a. To find out the strategies used by the teacher in teaching reading skills in the second grade of Mts Assalamiyah Galesong.
- b. To know the implementation of the teaching strategies used by English teachers to teach reading skills in the second grade of Mts Assalamiyah Galesong.

b. Research Significances

The result of this research is expected to give theoretical and practical significance as follows:

a. Theoretical Significance

Through this research, I expect to contribute useful information for future research about strategies for teaching English, especially reading.

b. Practical Significances**1) Significance For Researcher**

Through this research, the researchers can add to the researcher's experience and knowledge, especially in terms of the English teacher's strategies for teaching reading.

2). Significance For Students

The benefit of this research is that students can understand every strategy the English teachers use, which is important to make a student understand the materials.

3). Significance For Teacher

As a consideration for teachers, use learning strategy in teaching English as an alternative to improve students' reading.

CHAPTER II

Review Of Literature

A. Teaching Strategy

1. Definition Of Strategy

Kunandar (2007), stated that teaching is a way to convey knowledge to students. In the traditional view, teaching is defined as providing culture through expertise, experience, and skills to students.

The hope that is always reminded and demanded by teachers when a teacher provides information or skills to students, this action is usually described as teaching. Conveying can mean sharing experiences or transmitting information, for example, a lecture. Teaching is considered an art or science. As an art, education emphasizes a teacher's imaginative and creative abilities in creating beneficial classroom situations so that students can learn. As a teacher, a teacher highlights the steps in an organized or structured manner that students must follow to achieve effective goal achievement.

Every educator has different thoughts regarding teaching concepts. Teachers always hope that their students are successful and actively master the subjects given in learning. Teachers must pay attention to variations in the level of talent possessed because teachers also provide the best possible teaching to students so that they can gain experience according to each student's abilities because they all have unique potential skills, abilities, and intelligence.

So, the strategy in teaching reading is a way a teacher achieves a certain goal during the learning and teaching process.

2. English teacher

An English teacher teaches reading, writing, and speaking skills in English to students so that students master the basics of English. And there may also be more job opportunities in English.

Teaching proper vocabulary and grammar, as well as speaking, listening, and writing skills, is a primary responsibility of English teachers. They use the correct techniques to present the content, for pupils to comprehend the sciences as they are presented in English.

3. Strategies for teaching reading

Teaching strategies are techniques, methods, or educational plans regarding classroom activities or interactions so that learning can be effective and achieve learning targets.

English language learners may benefit in various ways. Killen, (1996) To help students read English more easily, effective solutions are needed. According to (Vacca and Vacca, 1999), other approaches to teaching reading can be useful and beneficial to students as they learn. To teach reading this research would combine two theories, namely the theory of (Adler, 2001) and the theory of (Vacca and Vacca, 1999). The following is an explanation of the two theories put forward by these experts: (Vacca & Vacca, 1999):

1. Scaffolding

Scaffolding assists students during the initial learning process and reduces assistance to students when they can work on their own.

- a. Motivating students when they are just learning to read in English.
- b. Reduce guidance as the learners' ability
- c. Provide useful feedback to train students' independence

2. Think-aloud

Think-aloud is a research method where the material reveals students' thoughts when working on questions so that data is collected directly and without delays, and the material cannot provide an interpretation of students' thoughts (Abadi, et. al., 2012).

- a. Students are asked to come to the front of the class and then convey the text's content according to their understanding.

3. Reciprocal Teaching

Reciprocal teaching is a learning stage through teaching friends, apart from that, students can act as teachers to teach their friends.

- a. Students teach each other by taking on the role of teacher, and then the teacher monitors them.
- b. students are divided into groups, encouraging discussion and exchange of ideas and enhancing the understanding of learning concepts.
- c. Ensure students are actively involved in collaborative learning.

4. SQ3R

SQ3R (Survey, Question, read, recite, and Review) is a reading lesson that is very important to use in reading learning methods, according to Suyatno (2009). SQ3R is a form of learning that uses reading strategies by directing students to read learning materials appropriately and correctly.

- a. Survey: Students read briefly
- b. Question: Students are asked to create a question from sub-topics.
- c. Read: Students are asked to answer the questions that have been created
- d. Recite: After students have finished reading, they are asked back to write the answers according to their thoughts
- e. Review: Students are asked to review or read important parts of the reading and are asked to clarify their understanding of the reading.

5. Question-Answer Relationship (QARs)

QARs are a method used to improve students' ability to answer comprehensive questions adjusted based on their experience or knowledge.

Adler (2001) stated that strategies are a series of ways readers use to understand texts. Teaching strategies would help students become purposeful readers and actively control their reading comprehension. To teach reading (Adler, 2001) provides the following strategies:

1. Monitoring Comprehension

Monitoring comprehension students who are good at monitoring their comprehension know when they understand what they read and when they do not.

- a. Give examples of questions that match the text reading text then students are asked to identify the type of question.
- b. Give a short text or story to the students then the teacher creates various types of questions and the students are asked to discuss the answers to the questions that have been given.

2. Metacognition

Metacognition is a way used to indicate the state of a teacher's conscious effort to guide students in thinking about how they learn.

- a. ensure students have an initial understanding of the reading text.
- b. engage students with questions about the topic or activity to activate their prior knowledge.
- c. Show students how you (the teacher) monitor comprehension while reading.

3. Graphic and semantic organizers

Graphic and semantic organizers are visual communication tools used to express ideas and convey meaning using visual symbols.

- a. motivate students to regularly evaluate their understanding by asking, "Do I understand?" or "What do I know and what do I need to learn more about? I need to learn more."

4. Answering Question

Answering questions is a method that encourages students to learn how to answer questions better.

- a. Show students examples of using visualization tools visualization tools, such as mind mapping/concept maps then students can summarize, organize ideas, or make connections between concepts in the visualization tool.
- b. Choose a tool appropriate to the learning material and the teaching objectives.
- c. actively involve students in designing and completing concept maps, graphs, or diagrams.

5. Genereting Question

Generating questions is a reading comprehension practice that teaches students to write questions about important information or facts from a text while reading.

- a. Explain to students the importance of making questions to improve understanding and mastery of learning

6. Recognizing story structure

Recognizing story structure In teaching story structure, students learn to identify the content categories of character, setting, event, problem, and resolution.

- a. Teach students to read the questions carefully and ensure that they fully understand them before answering them.
- b. Guide students to analyze the questions they are facing such as concepts, facts, etc so that they can respond quickly.
- c. Train students to identify keywords in the question that can help them understand the gist of the question and formulate an answer

7. Summarizing

Summarizing It is a method that all students must master to make a long text shorter.

- a. teaching students to identify the main points in the text or material that they have been given and read.
- b. Motivate students to compose a summary using their own words. Provide exercises so that students can acquire the skill of summarizing.

B. Conceptual Framework

The framework of this research will be explained by using a diagram as follows:

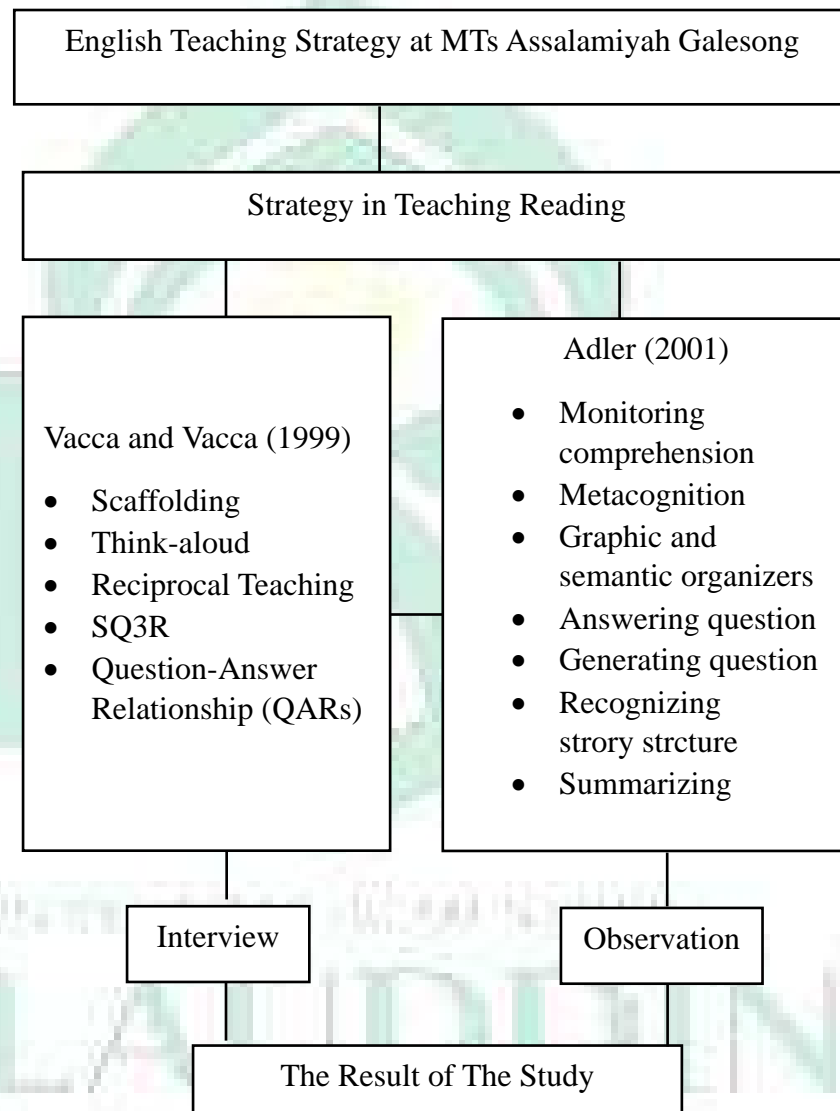


Figure 1. Conceptual Framework

The relationship between teaching strategies and reading is to find out what reading strategies are applied by English teachers in teaching reading

comprehension. To solve this problem, teachers must use an effective approach where students are trained to master various teacher strategies to improve their reading skills (Sharbati, 2017). There are many teaching strategies that teachers can use when teaching reading. To improve students' literacy and interest in reading, teachers need to use teaching strategies to improve students' reading comprehension skills. Intensive reading is one of them. Intensive reading is a reading activity that aims to find and understand information thoroughly.

In this research, researchers used theories from Vacca and Vacca (1999) and Adler (2001). Vacca and Vacca's (1999) theory explains scaffolding, think-aloud, reciprocal teaching, SQ3R, and question-answer relationships (QARs). The essence of this theory is to say that students' primary knowledge is the most important resource in learning with text. Meanwhile (Adler 2001) explains Monitoring comprehension, Metacognition, Graphic, and semantic organizers, answering questions, generating questions, recognizing story structure, and summarizing. The essence of the theory is to say that students must find information on their own and transform complex information, check new information against old rules, and revise when the rules no longer fit.

This research uses two instruments to obtain results: observation and interview. With these two instruments, the researcher would collect the data needed. These two instruments are complementary methods. If the research uses the interview method and the data obtained is invalid, the researcher can

use the observation method to complement the data and improve the data. Then the data that has been collected would be studied and described in depth by the data presentation procedure.



CHAPTER III

RESEARCH METHODOLOGY

A. Types and Location of Research

(Creswell, 2016) explains that qualitative research explores and understands the meaning that several individuals or groups of people ascribe to social or humanitarian problems.

MTs Assalamiyah is a junior high school located in the coastal area, specifically in the village of Boddia, Galesong sub-district, Takalar district. MTs Assalamiyah was established or operated in 2002 and was founded by H. Abdullah Dg Buang. Currently, MTs Assalamiyah is led by Sadaria, S.Pd.I am the Head of Madrasah which has 310 students.

B. Research Approach

This study used a qualitative research method. Types of Qualitative Research According to Sugiono (2012). which is used to examine the condition of natural objects. Here the researcher's position is as the key instrument, then the data collection technique is triangulation, the data analysis is qualitative, and the research results emphasize meaning rather than generalizations. In this type of qualitative research, the truth is dynamic and can be found through in-depth study or facing it directly. (Creswell, 2016) explains that qualitative research explores and understands the meaning that several individuals or groups ascribe to social or humanitarian problems.

The advantage of this qualitative research is that it is more detailed and in-depth, considering it focuses on quality. Also, the research results can describe a realistic view of the social world experienced by the sources, where this cannot be measured numerically.

The researcher chose to use qualitative methods because researchers think that this method is the best when conducting research based on our data. Having made previous observations at the school, the researcher realized that some social phenomena cannot be expressed using mathematical calculations. That is why researchers chose to use this qualitative method.

This research would determine the English teacher's strategies in teaching reading at Mts Assalamiyah Galesong. Then, the data found is analyzed and described.

C. Data Source

The reason researchers used random sampling is that this method takes random samples. Of all the techniques that can be used to select a sample, the most powerful sample is chosen randomly from the population. Random selection means that each potential subject in the target population has a known and equal probability of being selected to participate. The subject of this research was one of the teachers from MTs Assalamiyah Galesong

D. Procedure Of Collecting Data

Some of the data collection procedures used in this research are as follows:

1. Researchers conducted interviews with a teacher who was the subject of the research in collecting data.
2. When the interview is in progress the researcher recorded the interview for analysis.
3. The researcher would observe an English teacher while teaching in the classroom.
4. The researchers check each activity the teacher does while teaching the class on the instrument sheet.
5. The researcher would take pictures to document every activity during the research process.

E. Research Instrument

In this study, researchers use several instruments to collect data. Research instruments help the research process to be easier, more efficient, systematic, and intensive. Researchers use several methods and instruments in this study: observation and interviews. The following is a description of the instruments:

1. Observation

According to Morissan, (2017), Observation is a daily human activity using the five senses as the main tool. In other words, observation is a person's ability to use their observations through the work of the five senses.

This research uses structured observation, where structured observation is the observation that has been arranged in a structured manner regarding what is observed. Researchers use this type of observation because they already know what variables are being observed. According to (Salmaa, 2023), this structured observation means that the researcher knows clearly what variables will be observed later so that the things observed in the variables, when and where the observation location are prepared before carrying out the observation.

2. Interview

Sudijono (2011) believes that interviews are a data collection technique used to collect information. This activity is carried out by conducting verbal questions and answers unilaterally, face to face, and has a specific aim.

In this study, interviews were the second instrument used to collect data. The researcher made a list of questions according to the topic and asked them to the teacher. Interviews aim to get information from subjects about what they think or feel about something. According to (Bungin, 2013) an interview is the process of obtaining information for research purposes using questions and answers while meeting face-to-face between the interviewer and the person to be interviewed. Research interviews aim to get accurate information from the person to be interviewed. They are conducted by submitting several questions from the interviewer to the interview.

Interviews have three types, namely; 1. unstructured interviews, 2. semi-structured interviews, and 3. structured or standardized interviews. The

researcher uses semi-structured interviews to obtain information from participants. Qualitative research generally uses unstructured or semi-structured interviews (Rachmati 2007), in semi-structured interviews, researchers can develop questions from a list of questions that have been provided. The aim is to get answers to problems more openly from participants.

F. Data Analysis Technique

In qualitative research, data analysis occurs during data collection and after the designated data collection period has elapsed. After the data-collecting process, the next activity performed is data analysis. Data analysis is about an explanation of what is contained in the data.

Data analysis in qualitative research is often used in conjunction with data collection. (Ary 2010 in Saran et al., 2017), states that data analysis in this research can be divided into four stages: Coding, Data Reduction, Data Display, and Conclusion Drawing or Interpretation.

Presley (2012) stated that to analyze the data, researchers follow the steps explored in this study, and the data obtained is broken down into three stages: Data Reduction, Data Presentation, and conclusion.

Data reduction is the process of data simplification and transformation in selecting and focusing on the raw data collected. Data reduction involves summarizing and determining important information. Data reduction results in more accurate data and easier data collection.

1. Data reduction

Data reduction is the first step in the data analysis process. At this stage, the researcher would simplify and transform the raw data that has been collected. Data reduction requires selecting and summarizing important information. Reduction is choosing and focusing on streamlining data obtained from field notes. The essence of reduction is incorporating data obtained in the field which can then be analyzed.

2. Data Display

Data display is a way to organize and summarize information. Researchers would understand that they need to manage all collected data to utilize the results of the teacher strategies according to their conditions. The selected data was presented using qualitative methods. The data are presented in a descriptive format that describes the teacher's situation when applying instructional strategies. In this section, the author begins to prepare the data displayed in the research and makes interpretations.

1. Concluding / verification

the conclusion is the final result of data processing. The purpose of reducing and displaying data is to conclude. In the last part of analyzing the data, the author makes conclusions from the study. Referring to the data analysis, the author analyzes the teaching of reading Strategies using the theory proposed by (Vacca and Vacca, 1999) and (Adler, 2001).

CHAPTER IV

RESULT AND DISCUSSION

In this chapter, the researcher explained the research and discussed the strategies used by the English teachers and how to implement the plan in teaching reading in the second grade of Mts Assalamiyah Galesong.

A. Result

The data were collected by using observation and interviews. The researcher observed 3 meetings in the classroom to find out what strategy was used by the English teachers and how to implement the strategy teaching reading in the second grade of Mts Assalamiyah Galesong. The explanation of the findings was described as follows:

Table 4.1: The researcher's activities during conducting the research:

Date	Research Activity
Friday, 3 th May 2024	First class observation
Monday, 6 th May 2024	Second class observation
Wednesday, 8 th May 2024	Interview with the teacher A
Saturday, 4 th May 2024	First class observation
Tuesday, 7 th May 2024	Second class observation
Wednesday, 8 th May 2024	Interview with the teacher B

Based on the observation and interview, the researcher found some strategies English teachers use to teach reading in the second grade of Mts Assalamiyah Galesong. Here's an explanation of the findings during the research process

1. Scaffolding

Scaffolding strategies are used by English teachers who teach reading in grade two. Based on observation, of the two English teachers who teach in grade two, only one teacher uses the Scaffolding strategy. The teacher informs students about the topic to be learned by preparing teaching materials in the form of a package book which contains several teaching materials including reading learning (each student has 1 Textbook). The teacher provides initial assistance first by explaining the important parts of the reading text, for example, who is the main topic in the reading text.

After the researcher made observations, the researcher conducted interviews. The researcher asked the teachers about the strategies used in teaching reading. The first teacher said "In the eighth grade I just use the general strategy" Then the researcher was curious if she used the "Scaffolding" strategy and then she said:

"Yes, I usually convey to students that learning English is everyone can, the point is only to get used to it".

The second teacher said that she did not use the scaffolding strategy

"for the eighth grade, I just tell them to read the reading in English".

From the interview statement above, it can be seen that the scaffolding strategy is only used by the first teacher in teaching reading in class eight.

2. Think-Aloud

The think-aloud strategy was used by all English teachers who taught reading in grade two. Based on observation, both teachers used the Think-Aloud strategy on the "Message" material taught to students in grade eight. The first teacher asked one of the students to convey his understanding of the text that had been given, for example in the invitation text, one of the students conveyed his understanding related to where the place, time, and location were conveyed or written in the invitation text.

Then for the second teacher, the first thing the teacher does is divide the students into several groups then the teacher asks each group to go to the front of the class to convey the task of cooperation to their friends by restating the main points of the events in the reading.

Based on the results of interviews conducted by researchers with English teachers regarding the use of Think-Aloud strategies, the first teacher said:

"Yes, I often ask students to come forward to the front of the class to convey their understanding, sometimes just in their respective seats standing to convey their understanding".

The second teacher said:

"Yes, in almost every material I ask students to retell the content of their understanding"

From the interview statements above, it can be seen that think-aloud is used by all teachers who teach English, especially when learning to read in class two.

3. Reciprocal Teaching

All English teachers who taught reading in grade two used the reciprocal teaching strategy. Based on observation, both teachers used the Reciprocal teaching strategy. The way the two English teachers applied this strategy was almost similar to dividing students into several groups then the teacher gave a text for each group to discuss and asked each group to go to the front of the class to convey the task of cooperation to their friends by restating the main points of the events in the reading. in my opinion, this strategy is interrelated with Think-Aloud.

Based on the results of interviews conducted by researchers with English teachers regarding the use of Think-Aloud strategies, the first teacher said:

"This strategy is the one she uses most often in teaching reading, for example in Message material where students are divided into several groups so that the teacher can more easily monitor students' understanding in reading".

The second teacher said:

"Yes, and I usually control each group by walking around to each bench".

Reciprocal teaching is the strategy most often used by teachers because of the two English teachers that researchers interviewed they both used the strategy. In the material taught in class two almost every meeting, the teacher divides students into several groups.

4. SQ3R (Survey, Question, Read, Recite, and Review)

The SQ3R strategy was used by one English teacher who taught reading in grade two. Based on observation, only one teacher used the SQ3R strategy on the "Message" material taught to students in class. The teacher asked the students to read briefly (reading invitation) then the teacher asked the sub-sub in the reading, and then the students answered and read it. Then students are invited to re-analyze a text taught then students are given the task to create and answer questions from the text that has been given.

Based on the results of interviews conducted by researchers with English teachers regarding the use of SQ3R strategies, the first teacher said:

"Yes, of course, students are told to read".

The second teacher said:

"No, I don't use that strategy but I still help students when they cannot read or write a reading text".

From the interview statement above, it can be seen that the SQ3R strategy is only used by the first teacher in teaching reading in class eight.

5. Monitoring Comprehension

All English teachers who taught reading in grade two used a monitoring comprehension strategy. Based on observation, both teachers used the Monitoring comprehension strategy. In this strategy, all teachers are also almost the same in its application by directly controlling students' classroom activities. After students are given reading texts or assignments, the teacher directly monitors students' understanding when they read by going around each student's desk.

Based on the results of interviews conducted by researchers with English teachers regarding the use of Monitoring Comprehension strategies, the first teacher said:

"I directly control student activities, after students are divided into groups I give assignments and directly monitor student activities in class by walking to each student's desk."

The second teacher said:

"I control directly by going around to the students' benches."

Monitoring comprehension is the strategy most often used by teachers because the two English teachers that researchers interviewed both used the strategy.

6. Metacognition

Metacognition strategies are used by all English teachers who teach reading in grade two. Based on observation, both teachers used the Metacognition strategy. Similar to some other methods, both teachers applied the same way in this strategy of course after the teacher explained a text, the teacher asked the students to ask what they did not understand and the teacher also asked the students whether the students had understood what had been explained previously.

Based on the results of interviews conducted by researchers with English teachers regarding the use of Monitoring Comprehension strategies, the first teacher said:

"Yes, I often ask students what the obstacles are and why they don't understand."

The second teacher said:

"Yes, I ask the students if they have understood and ask what they have not understood." Metacognition is the strategy most often used by teachers because of the two English teachers that researchers interviewed they both used the strategy.

7. Answering Question

One of the English teachers who taught reading in grade two used an answering question strategy. Based on observation, only one teacher used the Answering question strategy out of the two English teachers who taught in

grade two. The teacher asked students to ask questions in a reading text, for example in the text there is a sentence "Smp 1 Bintang". Students are asked to make questions, one example of a question given by the teacher to students is "Where will the meeting be held?" then students immediately answer it by answering "Smp 1 Bintang."

Based on the results of interviews conducted by researchers with English teachers regarding the use of Monitoring Comprehension strategies, the first teacher said:

"I don't usually explain how to make questions, it's just that after I give the topic or text I immediately give examples of questions and tell the students to answer directly."

The second teacher said:

"No, I do not use these strategies in teaching reading."

The interview statement above shows that the Answering question strategy is only used by the first teacher in teaching reading in class eight.

B. Discussion

In this section, the researcher tries to find the research findings that connect theories related to observation and interviews in teaching reading.

The researcher's goal in this segment is to gather information on the study findings that link theories to reading instruction through observation and interviews. The primary research tool in this study is observation, which is a crucial component that must be carefully and slowly observed during the

learning process. The researcher witnesses actual events in the classroom while conducting observation. Following the completion of the observation, the researcher and the teacher could talk more in-depth about the research findings.

Based on the findings made by the researcher, English teachers who teach in grade two only use seven out of twelve strategies from Vacca and Vacca (1999) and Adler (2001) to teach reading, namely Scaffolding, Think-Aloud, Reciprocal teaching, SQ3R, Monitoring comprehension, Metacognition, and Answering questions. Of the seven strategies most often used by teachers is Reciprocal teaching, because in almost all materials teachers divide students into groups to work together and then deliver the material provided. Teachers also said that they often use this strategy because students are more active in the learning process and teachers can more easily control students who are less active in the learning process.

The researcher also found that the teacher used the Scaffolding and Think-Aloud strategies in teaching reading. In this strategy, the teacher explains what Verbs and nouns are from the beginning, and then students are asked to pour their ideas into reading. The teacher familiarizes students with talking or conveying their understanding of reading by appearing in front of the class, "speak right or wrong later corrected together. The last stage of the scaffolding strategy the teacher applies is that students are given a text and then told to translate it.

Another strategy used when learning to read is message material, in understanding the teacher uses the SQ3R strategy, Monitoring comprehension, and metacognition. in the SQ3R Strategy students are asked to read briefly (reading invitations) then the teacher asks for sub-sub in the reading, and then students answer and read it. In the monitoring comprehension strategy, the teacher directly controls the learning process by going around and asking students questions. Finally the Metacognition strategy, the teacher often repeatedly to students and evaluates their understanding of the material that has been given.

The last strategy used by the teacher is Answering questions, the teacher asks students to make questions in a reading text, for example in the text there is a sentence "Smp 1 Bintang". Students are asked to create questions, one example of a question given by the teacher is "Where would the meeting be held?" then the students immediately answer it by answering at "Smp 1 Bintang".

Of the seven strategies that teachers used in teaching reading. The teacher also said that the teacher also adjusts to the material to be taught.

As stated in previous research conducted by Ranggi (2019). From the research results, the teacher's strategy is scaffolding. Pandiangan et al., (2021), conducted a study entitled "Reading Teaching Strategies Applied By English Teachers in Senior High School". From the results of the research conducted, the strategy used by the teacher is SQ3R (Survey, Question, Read, Recite, Review).

Teachers use these strategies to help students understand the reading material. Students are encouraged to concentrate more on the text, and the teacher can also help students develop the meaning of reading materials to understand the content more quickly.

Based on previous research from Li et al., (2022), they conducted a study entitled "The Impact of Reading Strategy Instruction on Reading Comprehension, Strategy Use, Motivation, and Self-Efficacy in Chinese University EFL Students. there was a significant difference in reading comprehension between the experimental group and the control group after reading strategy instruction, which indicated that students who received reading strategy instruction experienced considerable improvement in their reading comprehension.

Based on observations and interviews, only seven of the strategies teachers use are Vacca and Vacca (1999) and Adler (2001). Teachers do not use other strategies because the eighth grade only uses a common or basic strategy, where only reading and translating a text or story are familiar.

CHAPTER V

Closing

This chapter discusses the conclusion and suggestions relating to the research result and discussion in the previous chapter.

A. Conclusion

Based on the explanation above, the research problem is answered by providing an overview of the strategies used by teachers and how these strategies are applied in teaching reading to eleventh-grade students. Based on the findings of the research discussion in the previous chapter, based on interviews with English teachers, the strategies used by teachers in teaching reading are Scaffolding, Think-Aloud, Reciprocal teaching, SQ3R, Monitoring Comprehension, Metacognition, and Answering Questions.

Teachers use seven strategies in reading instruction in second grade, namely, Scaffolding students are given a text and then told to translate, Think-Aloud students are asked to convey the contents of their minds, Reciprocal Teaching Students are divided into several groups, SQ3R the teacher asks the sub-chapters in the reading then the students answer and read it, Monitoring Comprehension.

the teacher monitors students during the learning process, Metacognition the teacher asks students whether they have understood or not, and the last strategy is the teacher asks students to make questions in a text. The teacher

often used reciprocal teaching during the observation, so it became one of the most appropriate strategies used in the reading-learning process.

B. Research Implication

Based on the conclusion above, some suggestions can be given by the researcher:

a. For the English teacher

Hopefully, teachers will continue to use the strategies used in teaching reading. In addition, teachers can use the most interesting techniques in teaching reading by the teaching materials to be given so that students are also not bored and more enthusiastic about learning English, especially in reading.

b. For the student

Students anticipate that thanks to the teachers' method, they will learn more about reading and like the session.

c. For the next researcher

For future researchers who have the same topic and are interested in conducting research, it is recommended that this research be a reference. In addition, future researchers can also use students as their objects. This study aims to determine students' perceptions of the strategies applied by English teachers in teaching reading.

BIBLIOGRAPHY

- A., Morissan M. dkk.2017. *Metode Penelitian Survei*. Jakarta: Kencana
- Abbott, L. J., Parker, S., & Presley, T. J. (2012). Female Board Presence and The Likelihood Of Financial Restatement. 607-629
- Adler C.R. (2001). Comprehension Strategies. (<http://www.readingrockets.org> accessed on July 21, (2017)
- Brown, H. D. (2007). Principle of Language Learning and Teaching. In *Encyclopedia of the Sciences of Learning* (pp. 1743–1745).
- Bungin, Burhan. 2013. Metode penelitian sosial & ekonomi: format-format kuantitatif dan kualitatif untuk studi sosiologi, kebijakan, publik, komunikasi, manajemen, dan pemasara edisi pertama. Jakarta: kencana prenatal media goup
- , I., & Nurpahmi, S. (2017). Using Make-a-Match To Improve the Students' Reading Comprehension At Mts Guppi Samata Gowa. *eternal (English, Teaching, Learning and Research Journal)*, 3(2), 159–169. <https://doi.org/10.24252/eternal.v32.2017.a5>
- Dwiningtiyas, G. N., Sofyan, D., & Puspita, H. (2020). Teachers' Strategies in Teaching Reading Comprehension. *JALL (Journal of Applied Linguistics and Literacy)*, 4(2). <https://doi.org/10.25157/jall.v4i2.3682>
- Killen, R. (1996). *Effective Teaching Strategies*. Wentworth. 1(2010), 38–42. <https://doi.org/10.13140/RG.2.2.34147.09765>
- Li, H., Gan, Z., Leung, S. O., & An, Z. (2022). The Impact of Reading Strategy Instruction on Reading Comprehension, Strategy Use, Motivation, and Self-Efficacy in Chinese University EFL Students. *SAGE Open*, 12(1). <https://doi.org/10.1177/21582440221086659>
- Noermanzah. (2019). Bahasa sebagai Alat Komunikasi, Citra Pikiran, dan Kepribadian. *Prosiding Seminar Nasional Bulan Bahasa (Semiba)*, 306–319. <https://ejournal.unib.ac.id/index.php/semiba>
- Ngalimun. (2017). Ilmu Komunikasi Sebuah Pengantar Praktis. Yogyakarta: PT Pustaka Baru Pers.

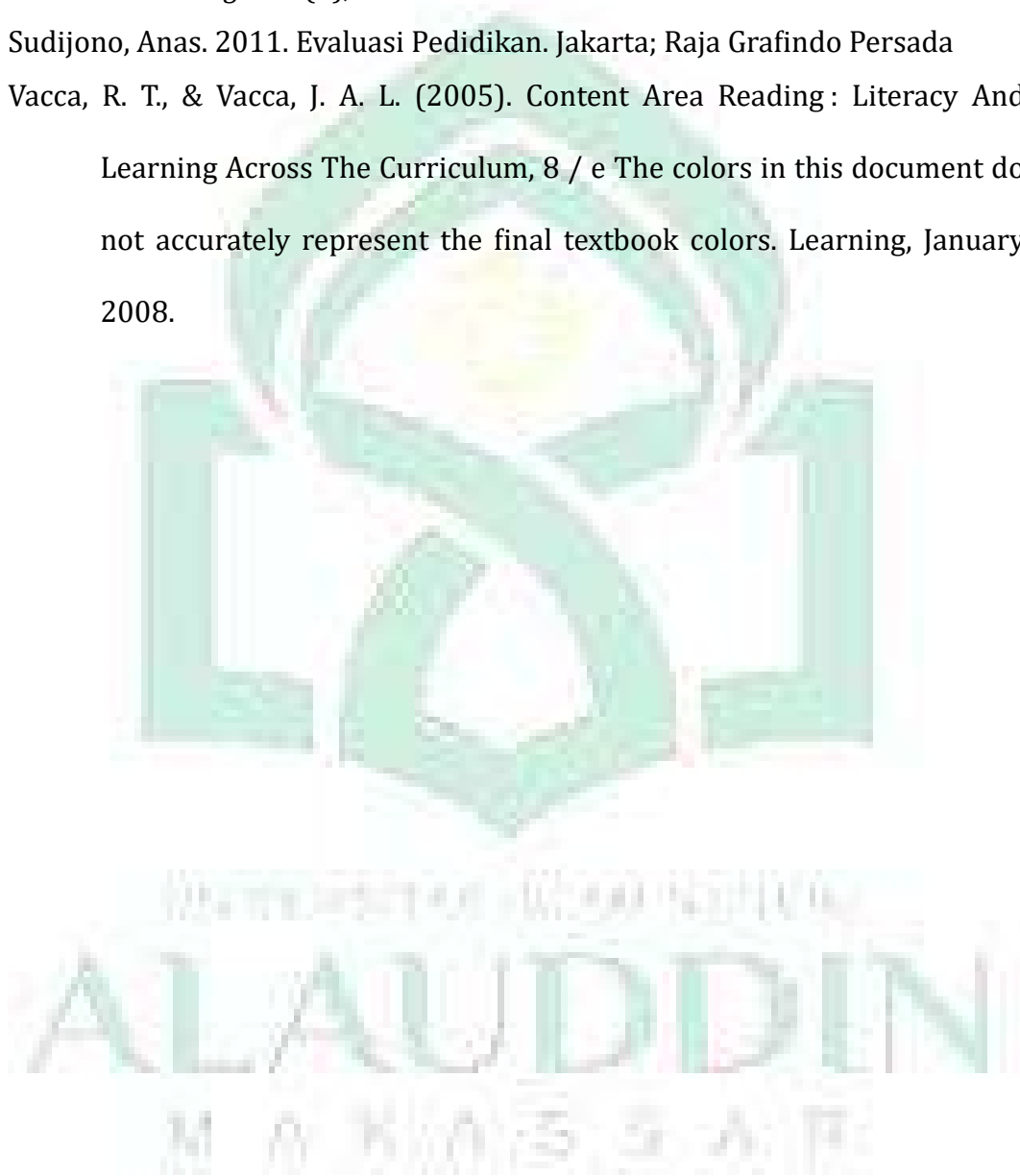
- Nur Arsyad, S. (2019). *Strategi Pembelajaran*. 115.
- Nurdianingsih, F. (2021). Teachers' Strategies in Teaching Reading Comprehension. *project (Professional Journal of English Education)*, 4(2), 285. <https://doi.org/10.22460/project.v4i2.p285-289>
- Oktavia, A., Hs, N., & Salija, K. (2023). Teachers' Strategies in Teaching Reading Comprehension to the Second-Grade Students of Senior High School. *Joelle: Journal of Excellence in English Language Education*, 2(1), 20–27. <https://ojs.unm.ac.id/JoEELE/article/view/43580/0>
- Pandiangan, T., Lumban Gaol, S. P., & Saragih, E. (2021). Reading Teaching Strategies Applied By English Teachers in Senior High School. *Jurnal Pendidikan Lldikti Wilayah 1 (Judik)*, 1(02), 72–81. <https://doi.org/10.54076/judik.v1i02.171>
- Rachmawati, I. N. (2007). Data Collection in Qualitative Research: Interviews. *Indonesian Journal of Nursing*, 11(1), 35–40.
- Ranggi, R. G. (2019). Teacher Strategies in Teaching Reading Comprehension at the Third Grade of State Junior High School 23 Jambi. Skripsi. Faculty of Teacher Training and Education Department, Jambi
- Salmaa. (2023). Instrumen penelitian. In *Deepublish*. <https://penerbitdeepublish.com/instrumen-penelitian/>
- Sarjan, N., & Mardiana, H. (2017). an Analysis of the English Teachers Strategies in Teaching Reading Comprehension At the Second Grade of Junior High School 1 of Wonomulyo. *ETERNAL (English, Teaching, Learning and Research Journal)*, 3(2), 150–158. <https://doi.org/10.24252/eternal.v32.2017.a4>
- Sumarsih, D. P. U. A. (2016). the Effect of Think Pair Share Technique on Students' Achievement in Speaking. *REGISTER Journal of English Language Teaching of FBS-Unimed*, 4(4), 154–162. <https://doi.org/10.24114/reg.v4i4.5256>
- Suryaningrat, S., & Syahrial, E. (2021). An Analysis of the English Teacher's

Strategies in Teaching Reading Comprehension at the Second Grade Students of Junior High School 12 of Mataram. *Jurnal Ilmiah Pendidikan Indonesia*, 3(1), 77–83.

Sutiadiningsih, A. (2022). *perguruan tinggi vokasi penerbangan Kementerian Perhubungan*. 9(1), 58–65.

Sudijono, Anas. 2011. *Evaluasi Pendidikan*. Jakarta; Raja Grafindo Persada

Vacca, R. T., & Vacca, J. A. L. (2005). *Content Area Reading: Literacy And Learning Across The Curriculum*, 8 / e The colors in this document do not accurately represent the final textbook colors. Learning, January 2008.



APPENDICES I
OBSERVATION CHECKLIST

Name :

Day/Date :

Place :

No	Question	Option	
		Yes	No
1.	Guru menggunakan strategi Scaffolding dalam mengajarkan reading		
2.	Guru menggunakan strategi think aloud dalam mengajarkan reading		
3	Guru menggunakan strategi reciprocal teaching dalam mengajarkan reading		
4.	Guru menggunakan strategi SQ3R dalam mengajarkan reading		
5	Guru menggunakan strategi QARs dalam mengajarkan reading		
6	Guru menggunakan strategi Monitoring comprehension dalam mengajarkan reading		
7	Guru menggunakan strategi Metacognition dalam mengajarkan reading		
8	Guru menggunakan strategi Graphic and semantic organizers dalam mengajarkan reading		
9	Guru menggunakan strategi Answering question dalam mengajarkan reading		
10	Guru menggunakan strategi Generating question dalam mengajarkan reading		
11	Guru menggunakan Recognizing story structure dalam mengajarkan reading		
12	Guru menggunakan strategi Summarizing dalam mengajarkan reading		

APPENDICES II
OBSERVATION CHECKLIST

Name : Teacher A

Day/Date : May 03rd 2024

Class : VIII A

Place : Mts Assalamiyah Galesong

Steps	Teachers Activity	Student Activity	Media
Pre activity	I asked the class leader to prepare and recite the prayer before the lesson started.	Setting up and reciting prayers together	
	Checking students attendance	Students answer when their name is called	
	The teacher presents the material in the package book that has been distributed to students	Students read a text in the textbook	package book
While activity	The teacher explains the important parts of the reading text		
	The teacher asks whether the students understood the explanation for the reading text.	Students answer that they understand	
	The teacher assigns students to analyze a reading text.	Students work on it	
Post activity	Ended the class by checking student attendance	Students answer when their name is called	

	I asked the class leader to close the lesson by reading the prayer together.	closed the class by reading a prayer together	
--	--	---	--



APPENDICES II
OBSERVATION CHECKLIST

Name : Teacher A

Day/Date : May 06th 2024

Class : VIII A

Place : Mts Assalamiyah Galesong

Steps	Teachers Activity	Student Activity	Media
Pre activity	I asked the class leader to prepare and recite the prayer before the lesson started.	Setting up and reciting prayers together	
	Checking students attendance	Students answer when their name is called	
While activity	The teacher divides students into groups		Text Book
	The teacher asks students to discuss the material	Students discuss with their group mates	Dictionary
	Beforehand, the teacher explains		Text Book
Post activity	I asked the class leader to close the lesson by reading the prayer together.	closed the class by reading a prayer together	

APPENDICES II
OBSERVATION CHECKLIST

Name : Teacher A

Day/Date : May 08th 2024

Class : VIII A

Place : Mts Assalamiyah Galesong

Steps	Teachers Activity	Student Activity	Media
Pre activity	Asked the class leader to prepare and recite the prayer before the lesson started.	Setting up and reciting prayers together	
	Checking students attendance	Students answer when their name is called	
While activity	The teacher continues the lesson		Text Book
	The teacher writes the invitation text on the board		
	The teacher asks the students to read the text together	students read together	
Post activity	I asked the class leader to close the lesson by reading the prayer together.	closed the class by reading a prayer together	

APPENDICES II

OBSERVATION CHECKLIST

Name : Teacher B

Day/Date : May 04th 2024

Class : VIII B

Place : Mts Assalamiyah Galesong

Steps	Teachers Activity	Student Activity	Media
Pre activity	I asked the class leader to prepare and recite the prayer before the lesson started.	Setting up and reciting prayers together	
	Checking students attendance	Students answer when their name is called	
While activity	The teacher asks one of the students to write the reading text on the board.	One of the students goes up to write the reading text	
Post activity	I asked the class leader to close the lesson by reading the prayer together.	closed the class by reading a prayer together	

APPENDICES II

OBSERVATION CHECKLIST

Name : Teacher B

Day/Date : May 07th 2024

Class : VIII B

Place : Mts Assalamiyah Galesong

Steps	Teachers Activity	Student Activity	Media
Pre activity	I asked the class leader to prepare and recite the prayer before the lesson started.	Setting up and reciting prayers together	
	Checking students attendance	Students answer when their name is called	
	The teacher ensures that all students take notes on the reading text that one of the students wrote on the board in the previous meeting.	All students take notes on the reading text written on the board.	
While activity	The teacher divides the students into eight groups		
	The teacher asks all groups to read and rewrite an event	all groups work on it	
Post activity	I asked the class leader to close the lesson by reading the prayer together.	closed the class by reading a prayer together	

APPENDICES II
OBSERVATION CHECKLIST

Name : Teacher B

Day/Date : May 08th 2024

Class : VIII B

Place : Mts Assalamiyah Galesong

Steps	Teachers Activity	Student Activity	Media
Pre activity	I asked the class leader to prepare and recite the prayer before the lesson started.	Setting up and reciting prayers together	
	Checking students attendance	Students answer when their name is called	
While activity	The teacher continues the previous lesson		
	The teacher calls each group randomly to come up to the front of the class to present their ideas.	Each group called by the teacher comes to the front of the class to present the results of their discussion.	
Post activity	I asked the class leader to close the lesson by reading the prayer together.	closed the class by reading a prayer together	

APPENDICES III
INTERVIEW GUIDE

Name :
Day/date :
Place :

1. What do you prepare before entering the classroom?
2. What are the specific stages of implementing the teaching strategies used?
3. What strategies do you use in teaching reading comprehension?
4. Why did you choose that strategy?
5. What learning steps does the teacher take in applying the strategy?
6. How is the strategy implemented?
7. Is there any difference in implementation between teaching in one class and another? Why?
8. Has the implementation of the strategy met your expectations?
9. Are there other strategies that you implement?



**APPENDICES III
INTERVIEW GUIDE**

Name :
Day/Date :
Place :
Teacher :
School :

No	Questions	Option	
		Yes	No
1.	<p>Scaffolding Apakah ibu memberikan bantuan kepada siswa pada saat tahap pembelajaran awal?</p> <p>Bagaimana ibu memberikan motivasi kepada siswa ketika siswa baru belajar membaca dalam bahasa Inggris?</p>		
2.	<p>Think-Aloud Apakah ibu meminta siswa untuk maju kedepan kelas untuk menyampaikan isi teks sesuai dengan pemahamannya?</p> <p>Bagaimana cara ibu Guru meminta siswa memverbalisasikan teks?</p>		
3	<p>Reciprocal Teaching Apakah ibu membagi siswa kedalam beberapa kelompok untuk siswa saling bertukar pikiran/gagasan?</p> <p>Bagaimana ibu memastikan bahwa siswa terlibat aktif dalam pembelajaran kolaboratif/kelompok?</p>		
4.	<p>SQ3R Apakah ibu memerintahkan siswa meminta siswa membaca, membuat, meminta, menulis, dan merivew sebuah teks.</p> <p>Bagaimana cara ibu mengatasi apabila siswa belum mampu menguasai salah satu perintah (membaca, membuat, meminta, menulis, dan meriview) Misalkan siswa belum mampu meriview sebuah teks?</p>		

5	<p>QARs Apakah ibu memberikan list pertanyaan kepada siswa lalu meminta siswa untuk menjawab berdasarkan teks yang telah disediakan?</p> <p>Bagaimana cara ibu meminta siswa untuk mengidentifikasi hubungan antara pertanyaan dan jawaban dalam suatu teks?</p>		
6	<p>Monitoring Comprehension Apakah ibu menunjukkan kepada siswa bahwa ibu memantau pemahaman mereka saat membaca?</p> <p>Bagaimana cara ibu mengetahui siswa sudah mampu memantau, melihat, dan mengamati sebuah teks?</p>		
7	<p>Metacognition Apakah ibu bertanya kepada siswa bagaimana mereka belajar dan menyelesaikan tugas, dan apakah ada kesulitan dalam proses pembelajaran? Bagaimana ibu memotivasi siswa untuk mengevaluasi pemahaman mereka untuk bertanya, "Apakah saya mengerti " atau apa yang saya tahu dan apa yang perlu saya pelajari lebih lanjut?</p>		
8	<p>Graphic and Semantic Organizers Apakah ibu memperkenalkan terlebih dahulu alat-alat visualisasi seperti mind mapping atau peta konsep kepada siswa agar supaya siswa dapat merangkum, menyusun dan membuat konsep dalam alat visualisasi?</p> <p>Bagaimana cara ibu melibatkan siswa untuk secara aktif dalam merancang dan melengkapi peta konsep, grafik atau diagram?</p>		
9	<p>Answering Question Apakah ibu melatih siswa untuk mengidentifikasi kata kunci dalam pertanyaan yang dapat membantu siswa memahami inti pertanyaan dan merumuskan jawaban?</p> <p>Bagaimana cara ibu membimbing siswa untuk menganalisis jenis pertanyaan seperti konsep,</p>		

	fakta, dll. Sehingga siswa dapat merespon dengan cepat?		
10	<p>Generating Question</p> <p>Apakah terlebih dahulu ibu menjelaskan kepada siswa pentingnya membuat pertanyaan untuk meningkatkan pemahaman dan penguasaan materi pembelajaran?</p> <p>Bagaimana cara ibu melatih siswa untuk membuat pertanyaan tentang informasi atau fakta dari suatu teks?</p>		
11	<p>Recognizing Story Structure</p> <p>Apakah ibu terlebih dahulu memperkenalkan atau menjelaskan kepada siswa cara membaca yang kritis dan analitis, dan melibatkan siswa dalam diskusi tentang struktur cerita?</p> <p>Bagaimana cara ibu meminta siswa mengidentifikasi karakter, peristiwa, dan masalah dalam suatu teks? Contohnya Apa konflik utama dalam teks ini? Atau bagaiman karakter utama dalam teks ini?</p>		
12	<p>Summarizing</p> <p>Apakah ibu mengajarkan siswa untuk mengidentifikasi pokok-pokok utama dalam teks (Materi) yang telah ibu berikan?</p> <p>Bagaimana ibu memberikan latihan atau tugas kepada siswa agar dapat memperoleh keterampilan merangkum atau meringkas?</p>		

ALAUDDIN

M A B I S S A P E

APPENDICES III INTERVIEW GUIDE

Name :
Day/date :
Place :

1. Monitoring Comprhension

Apakah sebelum memberikan topik pembelajaran anda memberikan pertanyaan tentang apa yang siswa ketahui tentang topik tersebut?

Dan menanyakan tentang apa yang ingin dipelajari siswa mengenai topik tersebut Setelah siswa diberikan bacaan apakah siswa di tugaskan untuk menuliskan kembali pengetahuan yang di peroleh didalam teks bacaan tersebut.

2. Metacognition

Apakah anda memberikan kesempatan kepada siswa untuk bertanya mengenai topik pembelajaran yang belum mereka pahami?

3. Graphic and semantic organizers

Pada saat prose pembelajaran apakah anda menggunakan alat bantu sebagai media pembelajaran, misalnya memberikan gambar untuk menjelaskan suatu materi?

4. Answering question

Apakah anda meminta siswa untuk menghubungkan pengetahuan mereka setelah membaca teks sebelum menjawab pertanyaan?

5. Generating question

Setelah siswa membaca sebuah teks, apakah anda meminta siswa untuk men ghasilkan atau membuat sebuah pertanyaan sesuai dengan hasil bacaannya?

6. Recognizing story structure

Setelah siswa diberikan sebuah teks bacaan apakah anda menjelaskan apa itu karakter, latar, peristiwa dan masalah pada bacaan tersebut atau meminta siswa mengidentifikasi sendiri pada bacaan tersebut?

7. Summarizing

Setelah siswa diberikan sebuah teks bacaan apakah anda meminta siswa untuk menceritakan atau menuliskan kembali isi bacaan tersebut menjadi lebih singkat sesuai dengan pemahaman bacaannya?

8. Scaffolding

Apakah anda memberikan Motivasi atau dukungan ketika siswa belajar membaca? Jika iya motivasi apa yang anda berikan kepada siswa agar mau belajar membaca

9. Think Aloud

Apakah anda meminta siswa untuk membunyikan secara lisan apa yang ada didalam pikiran mereka pada saat memahami teks bacaan?

10. Reciprocal teaching

Apakah setelah pemberian materi kepada siswa anda meminta siswa untuk menyimpulkan materi yang sedang dibahas

11. S3QR

Apakah anda memberikan bahan bacaan kepada siswa lalu meminta mereka untuk membuat pertanyaan berdasarkan topik tersebut.

12. QARs

Apakah anda pernah memberikan pertanyaan kepada siswa lalu memberikan bacaan untuk menjawab pertanyaan yang diberikan?



APPENDICES III

INTERVIEW GUIDE

Name :
 Day/date :
 Place :

1. Monitoring comprehension
 Before giving the topic, do you ask questions about what the students know about the subject?
 What do students want to learn about the topic After the students are given the reading text, are the students assigned to write back the knowledge gained in the reading text?
2. Metacognition
 Do you provide opportunities for students to ask questions about learning topics they do not understand?
3. Graphic and semantic organizers
 Do you use tools as learning media during the learning process, for example, providing pictures to explain a material?
4. Answering question
 Do you ask students to connect their knowledge after reading the text before answering the questions?
5. Generating a question
 After students read a text, do you ask students to generate or create a question based on what they read?
6. Recognizing story structure
 After students are given a reading text, do you explain the characters, setting, events, and problems in the reading text or ask students to identify them themselves?
7. Summarizing
 After students are given a reading text, do you ask them to tell or rewrite the content of the reading to be shorter according to their reading comprehension?
8. Scaffolding
 Do you provide motivation or support when students learn to read? If yes, what motivation do you give students to learn to read?
9. Think aloud
 Do you ask students to verbally express their thoughts when comprehending the reading text?
10. Reciprocal teaching
 Do you ask students to summarize the material that is being discussed after providing the material to them?

11. S3QR

Do you give reading material to students and then ask them to create questions based on the topic?

12. QARs

Do you ask students questions and then give them readings to answer them?



Transcript of teacher interview A

- Researcher : Do you assist students during the initial learning stage?
- Teacher A : Yes
- Researcher : How do you motivate the students when they are just learning to read in English in the early stages?
- Teacher A : Usually, I convey to students that learning English is everyone can for example small children from those who do not know anything in the language but because of familiarizing, familiarizing, and familiarizing. in the language but because of familiarizing, often listening and familiarizing and trying that's the point, and also don't be afraid of saying the wrong language it's not immediately correct, even though it's wrong it's still pronounced. Even if it's wrong, just keep saying it.
- Researcher : Do you ask students to come to the front of the class to convey the content of the text according to their understanding?
- Teacher A : Yes, sometimes in their seats.
- Researcher : Do you divide students into groups for students to exchange ideas?
- Teacher A: Yes, usually for group activities
- Researcher : How do you ensure that students are actively involved in collaborative/group learning?
- Teacher A : Usually ... besides direct control, the teacher divides the tasks to each student, for example, Student A is this part. for example, Student A has this part, and Student B has this part. In this way, it can be seen which tasks are carried out and which are not carried out. means that those who are not active. Like that...
- Researcher : Do you ask students to read, create, request, write, and review a text?
- Teacher A : Yes, students are told to read
- Researcher : Do you give a list of questions to students and then ask students to answer based on the text that has been provided?
- Teacher A : Yes, obviously there is
- Researcher : Do you show students that you are monitoring them

comprehension when reading?

Teacher A : Yes, when I teach, I rarely sit at my desk, I usually walk around.

Researcher : Do you ask students how they are learning and completing assignments, and if there are any difficulties?

Teacher A : Yes, usually, what are the obstacles for students why they don't understand?

Researcher : Do you first introduce visualization tools such as mind mapping or concept maps to students so that students can summarize, arrange, and create concepts in visualization tools?

Teacher A : Yes

Researcher : How do you actively involve students in designing and completing concept maps, graphics, or diagrams?

Teacher A : For example, a procedural text, is introduced, and asked to show for instance Students are asked to find their materials or take a product procedure to be shown to students. Product procedure to be shown to the students then the students are asked to see the procedure text in the product.

Researcher : Do you train students to identify keywords in the question that can help students understand the core of the question and formulate answers?

Teacher A : Yes, there is

Researcher : Do you first explain to students the importance of making questions to improve understanding and mastery of learning materials?

Teacher A : If making questions usually does not

Researcher : Do you first introduce or explain to students how to critical and analytical reading, and engage students in discussions about story structure.

Teacher A : No

Researcher : Do you teach students to identify the main points in the text material that you have provided?

Teacher A : Yes

Researcher : How do you provide exercises or assignments to students so that they can acquire summarizing skills?

Teacher A : Explained like a narrative text, because narrative texts are usually

long and the outline is usually the character, what is the character, what is the problem in the text. I usually tell them who the character is, what the character is, the problem in the story, and the resolution in the narrative text.



Transcript of teacher interview B

- Researcher : Do you assist students during the early learning stage?
- Teacher B : Yes
- Researcher : How do you motivate students when they are just learning to read in English?
- Teacher B : Immediately told to read in English
- Researcher : Do you ask students to come to the front of the class to convey the content of the text according to their understanding?
- Teacher B : Yes
- Researcher : Do you divide students into groups for students to exchange ideas?
- Teacher B : Yes
- Researcher : How do you ensure students are actively involved in collaborative/group learning?
- Teacher B : Controlling each group by going around or walking around
- Researcher : Do you ask students to read, create, request, write, and review a text?
- Teacher B : Yes
- Researcher : How do you cope if students are not able to master one of the commands (reading, creating, requesting, writing, and reviewing) For example, students are not able to review a text.
- Teacher B : students are assisted
- Researcher : Do you give a list of questions to students and then ask students to answer based on the text that has been provided?
- Teacher B : Yes, mmm what does that mean?
- Researcher : Do you prepare questions to be distributed to students?
- Teacher B : Yes, questions from the book
- Researcher : Do you show students that you are monitoring their comprehension while reading?
- Teacher B : Yes
- Researcher : How do you know that students are reading fluently?
- Teacher B : just listen to how each student reads


- Researcher : Do you ask students how they learn and complete assignments, and if there are any difficulties in the learning process?
- Teacher B : Yes
- Researcher : How do you motivate students to evaluate their understanding by asking, "Did I understand" or What do I know and need to learn more about?
- Teacher B : asks students if they have understood and asks what they have not understood.
- Researcher : Do you first introduce visualization tools such as mind mapping or concept maps to students so that they can summarize, arrange, and create concepts in visualization tools?
- Teacher B : Never
- Researcher : Do you train students to identify keywords in the question that can help them understand the core of the question and formulate an answer?
- Teacher B : students are left to find their own
- Researcher : Do you first explain to students the importance of making questions to improve understanding and mastery of learning materials?
- Teacher B : (Laughs) No
- Researcher : How do you train students to ask questions about information or facts from a text?
- Teacher B : Immediately the students are told to read because the students (Yahh so "told to look at the class situation")
- Researcher : Do you first introduce or explain to students how to critical and analytical reading, and engage students in discussions about story structure?
- Teacher B : Yes
- Researcher : How do you ask students to identify characters, events, and problems in a text? For example, what is the main conflict in this text? Or what is the main character in this text?
- Teacher B : actually, in the eighth grade there is almost no "story" material, only mostly "Tenses" Ohiya there is just remembered, there is ... invitation material. Students are told to
make an invitation

Researcher : Do you teach students to identify the main points in the text material that you have provided?

Teacher B : Yes

Researcher : How do you provide exercises or tasks for students to acquire summarizing skills?

Teacher B : students are divided into groups then students are left alone to find the main points of the text, and then students are told to come forward to read the results.



Transkrip wawancara Guru A:

Peneliti : Apakah ibu memberikan bantuan kepada siswa pada saat tahap pembelajaran awal?

Guru A: Yes

Peneliti : Bagaimana ibu memberikan motivasi kepada siswa ketika siswa baru belajar membaca dalam bahasa inggris ditahap awal?

Guru A : biasa saya Menyampaikan kepada siswa bahwa belajar bahasa inggris itu sebenarnya semua orang bisa eeee contohnya anak kecil dari yang tidak tau apa-apa dalam berbahasa tapi karena membiasakan, sering mendengar dan membiasakan dan mencoba begitu intinya, dan juga jangan takut salah ucap bahasa itu itu tidak langsung benar, Meskipun salah tetap diucapkan saja.

Peneliti : Apakah ibu meminta siswa untuk maju kedepan kelas untuk menyampaikan isi teks sesuai dengan pemahamannya?

Guru A : Menyampaikan... iya kadang juga ditempat duduk masing-masing saja

Peneliti : Apakah ibu membagi siswa kedalam beberapa kelompok untuk siswa saling bertukar pikiran/gagasan?

Guru A : iya biasanya kalau kegiatan berkelompok

Peneliti : Bagaimana ibu memastikan bahwa siswa terlibat aktif dalam pembelajaran kolaboratif/kelompok?

Guru A : Biasanya... selain mengontrol langsung ehbb biasanya guru membagi tugas kepada masing-masing siswa contohnya Siswa A bagiannya ini, dan siswa B bagiannya ini. Dengan cara ini bisa diketahui yang mana tugas yang terlaksana dan yang tidak terlaksana berarti itu yang tidak aktif. Seperti itu...

Peneliti : Apakah ibu memerintahkan siswa meminta siswa membaca, membuat, meminta, menulis, dan merivew sebuah teks.

Guru A : iyaa, siswa disuruh membaca

Peneliti : Apakah ibu memberikan list pertanyaan kepada siswa lalu meminta siswa untuk menjawab berdasarkan teks yang telah disediakan?

Guru A : iyaa jelas ada

Peneliti : Apakah ibu menunjukkan kepada siswa bahwa ibu memantau pemahaman mereka saat membaca?

Guru A : Yes, saya kalau mengajar jarang duduk dimeja, biasanya keliling

Peneliti : Apakah ibu bertanya kepada siswa bagaimana mereka belajar dan menyelesaikan tugas, dan apakah ada kesulitan dalam proses pembelajaran?

Guru A : iya biasanya, biasanya, biasanya, Apa hambatan siswa kenapa tidak memahami.

Peneliti : Apakah ibu memperkenalkan terlebih dahulu alat-alat visualisasi seperti mind mapping atau peta konsep kepada siswa agar supaya siswa dapat merangkum, menyusun dan membuat konsep dalam alat visualisasi?

Guru A: iya

Peneliti : Bagaimana cara ibu melibatkan siswa untuk secara aktif dalam merancang dan melengkapi peta konsep, grafik atau diagram?

Guru A : kayak misalkan teks prosedur, diperkenalkan, diminta misalnya menunjukkan tujuannya apa? Bikin apa? Siswa diminta mencari sendiri bahannya atau ambil sebuah prosedur produk untuk ditunjukkan kepada siswa kemudian siswa diminta untuk menemukan teks prosedur dalam produk itu

Peneliti : Apakah ibu melatih siswa untuk mengidentifikasi kata kunci dalam pertanyaan yang dapat membantu siswa memahami inti pertanyaan dan merumuskan jawaban?

Guru A: iya ada

Peneliti : Apakah terlebih dahulu ibu menjelaskan kepada siswa pentingnya membuat pertanyaan untuk meningkatkan pemahaman dan penguasaan materi pembelajaran?

Guru A : kalau membuat pertanyaan biasanya tidak

Peneliti : Bagaimana cara ibu melatih siswa untuk membuat pertanyaan tentang informasi atau fakta dari suatu teks?

Guru A : langsung saja siswa disuruh saja membaca karena siswa (Yahh begitimi “disuruh liat keadaan kelas”)

Peneliti : Apakah ibu terlebih dahulu memperkenalkan atau menjelaskan kepada siswa cara membaca yang kritis dan analitis, dan melibatkan siswa dalam diskusi tentang struktur cerita?

Guru A: Tidak

Peneliti : Apakah ibu mengajarkan siswa untuk mengidentifikasi pokok-pokok utama dalam teks Materi yang telah ibu berikan?

Guru A: Yes

Peneliti : Bagaimana ibu memberikan latihan atau tugas kepada siswa agar dapat memperoleh keterampilan merangkum atau meringkas?

Guru A : Dijelaskan kayak teks naratif, karena teks naratif biasanya panjang yang garis besarnya biasanya saya suruh siapa tokohnya, apa wataknya, apa masalahnya didalam cerita itu dan penyelesaian dalam teks naratif.

Peneliti : Strategi apa yang ibu gunakan dalam pembelajaran reading?

Guru A : kalau reading strateginya umum-umum dia apalagi baru kelas delapan... membaca disuruh membaca kemudian cari kosakata yang sulitnya kemudian dijawab sama-sama kata sulitnya itu apa , biasanya disuruh terjemahkan misalkan kalimat satu siapa yang bisa terjemahkan seperti itu...



Transkrip wawancara Guru B:

- Peneliti : Apakah ibu memberikan bantuan kepada siswa pada saat tahap pembelajaran awal?
- Guru B : Yes
- Peneliti : Bagaimana ibu memberikan motivasi kepada siswa ketika siswa baru belajar membaca dalam bahasa inggris?
- Guru B : Langsung disuruh membaca dalam bahasa inggris
- Peneliti : Apakah ibu meminta siswa untuk maju kedepan kelas untuk menyampaikan isi teks sesuai dengan pemahamannya?
- Guru B : Yes
- Peneliti : Apakah ibu membagi siswa kedalam beberapa kelompok untuk siswa saling bertukar pikiran/gagasan?
- Guru B : Yes
- Peneliti : Bagaimana ibu memastikan bahwa siswa terlibat aktif dalam pembelajaran kolaboratif/kelompok?
- Guru B : Mengontrol setiap kelompok dengan berkeliling atau jalan.
- Peneliti : Apakah ibu memerintahkan siswa meminta siswa membaca, membuat, meminta, menulis, dan merivew sebuah teks.
- Guru B : Yes
- Peneliti : Bagaimana cara ibu mengatasi apabila siswa belum mampu menguasai salah satu perintah (membaca, membuat, meminta, menulis, dan merivew) Misalkan siswa belum mampu merivew sebuah teks?
- Guru B : siswa dibantu
- Peneliti : Apakah ibu memberikan list pertanyaan kepada siswa lalu meminta siswa untuk menjawab berdasarkan teks yang telah disediakan?
- Guru B : Yes mmm maksudnya kayak bagaimana?
- Peneliti : Apakah ibu menyiapkan soal untuk dibagikan kepada siswa
- Guru B : Yes, pertanyaan dari buk
- Peneliti : Apakah ibu menunjukkan kepada siswa bahwa ibu memantau pemahaman mereka saat membaca?
- Guru B : Yes

- Peneliti : Bagaimana cara ibu mengetahui bahwa siswa sudah lancar membaca
- Guru B : Bagaimana yah, didengarkan saja cara setiap siswa membaca
- Peneliti : Apakah ibu bertanya kepada siswa bagaimana mereka belajar dan menyelesaikan tugas, dan apakah ada kesulitan dalam proses pembelajaran?
- Guru B : Yes
- Peneliti : Bagaimana ibu memotivasi siswa untuk mengevaluasi pemahaman mereka untuk bertanya, "Apakah saya mengerti " atau apa yang saya tahu dan apa yang perlu saya pelajari lebih lanjut?
- Guru B : bertanya kepada siswa apakah mereka sudah paham dan menanyakan apa yang belum mereka mengerti
- Peneliti : Apakah ibu memperkenalkan terlebih dahulu alat-alat visualisasi seperti mind mapping atau peta konsep kepada siswa agar supaya siswa dapat merangkum, menyusun dan membuat konsep dalam alat visualisasi?
- Guru B : Tidak pernah
- Peneliti : Apakah ibu melatih siswa untuk mengidentifikasi kata kunci dalam pertanyaan yang dapat membantu siswa memahami inti pertanyaan dan merumuskan jawaban?
- Guru B : siswa dibiarkan untuk mencari sendiri
- Peneliti : Apakah terlebih dahulu ibu menjelaskan kepada siswa pentingnya membuat pertanyaan untuk meningkatkan pemahaman dan penguasaan materi pembelajaran?
- Guru B : (Ketawa) tidak
- Peneliti : Bagaimana cara ibu melatih siswa untuk membuat pertanyaan tentang informasi atau fakta dari suatu teks?
- Guru B : langsung saja siswa disuruh saja membaca karena siswa (Yahh begutimi "disuruh liat keadaan kelas")
- Peneliti : Apakah ibu terlebih dahulu memperkenalkan atau menjelaskan kepada siswa cara membaca yang kritis dan analitis, dan melibatkan siswa dalam diskusi tentang struktur cerita?
- Guru B : Yes,
- Peneliti : Bagaimana cara ibu meminta siswa mengidentifikasi karakter, peristiwa, dan masalah dalam suatu teks? Contohnya Apa

konflik utama dalam teks ini? Atau bagaiman karakter utama dalam teks ini?

Guru B : sebenarnya dikelas delapan itu hampir tidak ada materi “story”, hanya kebanyakan “Tenses” ohiya ada baru saya ingat , adaa... materi undangan. Siswa disuruh buat undangan.

Peneliti : Apakah ibu mengajarkan siswa untuk mengidentifikasi pokok-pokok utama dalam teks Materi yang telah ibu berikan?

Guru B : Yes

Peneliti : Bagaimana ibu memberikan latihan atau tugas kepada siswa agar dapat memperoleh keterampilan merangkum atau meringkas?

Guru B : siswa dibagi menjadi beberapa kelompok kemudian siswa dibiarkan sendiri mencari pokok-pokok inti dari teks kemudian siswa disuruh maju untuk membacakan hasilnya.

Peneliti : Strategi apa yang ibu gunakan dalam pembelajaran reading?

Guru B : Hanya yang basic atau yang dasar-dasar saja



APPENDICES V
OBSERVATION AND INTERVIEW GUIDE

Indicators Reading Strategies	
Strategy	Indicators
Scaffolding	<ol style="list-style-type: none"> 1. Memberikan motivasi kepada siswa ketika siswa baru belajar membaca dalam bahasa inggris. 2. Mengurangi bimbingan seiring perkembangan kemampuan peserta didik 3. Memberikan umpan balik yang bermanfaat untuk melatih kemandirian siswa.
Think-Aloud	<ol style="list-style-type: none"> 1. Siswa diminta untuk maju kedepan kelas lalu menyampaikan isi teks yang telah diberikan sesuai dengan pemahamannya
Reciprocal Teaching	<ol style="list-style-type: none"> 1. Siswa saling mengajar satu sama lain dengan mengambil peran sebagai guru, kemudian guru hanya memantaunya. 2. Siswa dibagi menjadi kedalam beberapa kelompok kemudian mendorong diskusi dan pertukaran gagasan dan meningkatkan pemahaman konsep pembelajaran. 3. Pastikan siswa terlibat aktif dalam pembelajaran kolaboratif.
SQ3R	<ol style="list-style-type: none"> 1. Survey: Siswa membaca secara singkat 2. Question: Siswa diminta untuk membuat pertanyaan dari sub topik. 3. Read: Siswa diminta untuk menjawab pertanyaan yang telah dibuat 4. Recite: Setelah siswa selesai membaca siswa diminta kembali untuk menulis jawaban sesuai dengan pemikirannya 5. Review: Siswa diminta untuk mereview atau membaca kembali bagian-bagian penting dalam bacaan dan diminta untuk memperjelas pemahaman terhadap bacaannya.
CARS	<ol style="list-style-type: none"> 1. Berikan contoh pertanyaan yang sesuai dengan teks bacaan lalu siswa diminta untuk mengidentifikasi tipe pertanyaan tersebut. 2. Berikan teks pendek atau cerita kepada siswa lalu guru membuat beragam jenis pertanyaan dan siswa diminta untuk mendiskusikan jawaban dari pertanyaan yang telah diberikan.
Monitoring Comprehension	<ol style="list-style-type: none"> 1. memastikan siswa memiliki pemahaman awal tentang teks bacaannya.

	<ol style="list-style-type: none"> 2. melibatkan siswa dengan pertanyaan terkait topik atau aktivitas untuk mengaktifkan pengetahuan awal mereka. 3. menunjukkan kepada siswa bagaimana anda (Guru) memantau pemahaman saat membaca.
Metacognition	<ol style="list-style-type: none"> 1. memotivasi siswa untuk secara teratur mengevaluasi pemahaman mereka untuk bertanya, "Apakah saya mengerti?" atau "Apa yang saya tahu dan apa yang perlu saya pelajari lebih lanjut?"
Graphic and Semantic Organizers	<ol style="list-style-type: none"> 1. Tunjukkan kepada siswa contoh penggunaan alat alat visualisasi, seperti mind mapping/peta konsep kemudian siswa dapat merangkum, menyusun gagasan, atau membuat hubungan antar konsep dalam alat visualiasasi. 2. Pilih alat yang sesuai dengan materi pembelajaran dan tujuan pengajaran. 3. melibatkan siswa secara aktif dalam merancang dan melengkapi peta konsep, grapik atau diagram
Answering-Question	<ol style="list-style-type: none"> 1. Ajarkan siswa untuk membaca pertanyaan dengan cermat dan memastikan bahwa mereka sepenuhnya memahami sebelum memberikan jawaban 2. Bimbing siswa untuk menganalisis jenis pertanyaan yang mereka hadapi seperti konsep, fakta, dll. Sehingga mereka dapat merespon dengan cepat. 3. Latih siswa untuk mengidentifikasi kata kunci dalam pertanyaan yang dapat membantu mereka memahami inti pertanyaan dan merumuskan jawaban.
Generating Question	<ol style="list-style-type: none"> 1. Jelaskan kepada siswa pentingnya membuat pertanyaan untuk meningkatkan pemahaman dan penguasaan materi pembelajaran.
Recognizing Story Structure	<ol style="list-style-type: none"> 1. Memperkenalkan keterampilan membaca yang kritis dan analitis, dan melibatkan siswa dalam diskusi tentang elemen-elemen struktur cerita. 2. Memanfaatkan pertanyaan kritis seperti "Apa konflik utama dalam cerita ini?" atau "bagaimana karakter utama mengatasi masalah dalam teks ini?" ini dapat membantu siswa memahami dan menganalisis cerita dengan lebih baik.
Summarizing	<ol style="list-style-type: none"> 1. mengajarkan siswa untuk mengidentifikasi pokok-pokok utama dalam teks atau materi yang telah diberikan dan mereka baca.

- | | |
|--|--|
| | <ol style="list-style-type: none">2. Memotivasi siswa untuk menyusun ringkasan dengan menggunakan kata-kata mereka sendiri.3. Memberikan latihan-latihan agar siswa dapat memperoleh keterampilan merangkum atau meringkas. |
|--|--|



**APPENDIX IV
DOCUMENTATION**



Picture 1.1 Interview Teacher B



Picture 1.2 Teacher Using Reciprocal Teaching Strategy




Picture 1.3 The Teacher Write a Text on the Board



Picture 1.4 Teacher Using SQ3R Strategy



1. 5 Picture (Interview Teacher A)



CURRICULUM VITAE

The researcher Nurul Wahdania was born in Pa'lalakkang, on May 10, 2002, to a beloved couple, Mr. Ance and Mrs. Saenab. The author took education from Pertiwi Kindergarten, SDN 115 Galesong, SMPN 2 Galesong, and SMKN 1 Takalar and continued his education at UIN Alauddin Makassar University for the undergraduate program (S1) in the Department of English Language Education (PBI), Faculty of Tarbiyah and Keguruan 2020 to 2024, during his junior and senior high school education, the researcher had participated in the management of the student OSIS and PRAMUKA, the researcher also served as Secretary outside the campus (Karang Taruna) Period 2023-2024.

The Researcher is very grateful to have been allowed to gain knowledge at the university as a provision for the author in navigating life in the future, experience after experience gained by the researcher during his education at UIN Alauddin Makassar. The author hopes that what is obtained in the form of knowledge can be practiced by the author and make both parents happy who always pray for and provide all the support that never stops.