

**USING ANIMATION PICTURES TO IMPROVE THE STUDENTS'  
VOCABULARY AT THE EIGHTH GRADEH OF SMPN NEGERI 45  
MAKASSAR**



**A Thesis**

**Submitted In Partial Fulfillment Of The Requirements For The Degree Of  
Sarjana Pendidikan ( S.Pd) Of English Education Department Faculty Of  
Tarbiyah And Teacher Training Alauddin State Islamic University Of  
Makassar**

**By :**

**ABDUL RACHMAN**

**Reg, Number: 20400117063**

**ENGLISH EDUCATION DEPARTMENT  
TARBIYAH AND TEACHER TRAINING FACULTY  
UNIVERSITAS ISLAM NEGERI ALAUDDIN  
MAKASSAR**

**2024**

## ACKNOWLEDGEMENTS

First of all, thanks to Allah Subhanahu wa ta'ala and all praises just to him, the Lord of the world and creator of the universe who gives us blessing and mercy, therefore, I can complete this thesis entitled 'Using Animation Pictures To Improve The Students' Vocabulary Skills At The Eighth Grade SMPN Negeri 45 Makassar' Shalawat and salam are upon the greatest Prophet Muhammad SAW, his family, companions, and adherents.

The researcher would like to convey his sincere gratitude to his parents for their prayers, finances, motivation, and sacrifices. The researcher realizes that many hands have given their help and useful suggestion for the completion of this thesis. Without the assistance of these people, the researcher would never be able to finish this thesis without the support, assistance, encouragement, and aid of many people. Therefore, the researcher would like to express her deepest gratitude to all of them.

The researcher's highest appreciation goes to his lovely parents, H.Muhammad Nasin, S.Ap (father) and Bungaraja (mother). Thank you so much for the sacrifice, affection, motivation, patience, and greatest prayer for her bright future. My greatest thanks to H. Muhammad Akbar Nur Rasyid, M.Pd. M.Ed, Ph.D. as my first consultant and Multazam Abubakar S.S., M.Hum as his second consultant who have guided him patiently and given valuable suggestions for the completion of this thesis. Without the assistance of these people, this thesis would never exist. Therefore, the researcher would like to express his appreciation and sincere thanks to all of them particularly:

1. Prof. Drs. Hamdan Juhannis M.A, Ph.D., the Rector of the Universitas Islam Negeri Alauddin Makassar
2. Dr. H. A. Achruh AB. Pasinringi, M.Pd.I, the Dean of Tarbiyah and Teacher Training Faculty and all his vices.
3. Dr. Sitti Nurpahmi., S.Pd., M.Pd., the Head of the English Education

Department of Tarbiyah and Teacher Training.

4. Nur Aliyah Nur, M.Pd Secretary of the English Education Department of Tarbiyah and Teacher Training.
5. A big thanks to Mrs. Dr. Serlia Nur, S.Pd., M.Hum., as the first examiner and Mr. Muhammad Syahrudin Nawir, S.Pd., M.Hum., as the second examiner who have given support in completing my thesis
6. All lecturers of the FTK Universitas Islam Negeri Alauddin Makassar
7. Researcher's beloved sister (Ainul Himaya) who always care and give his support.
8. The Head Master, English Teacher, staff, and all the students of SMPN 45 Makassar especially for class VIII who have spared their time and activities for being the subject of this research.
9. As researcher's classmates in B class especially the researcher's friend ( Ahmad Rivaldy, Wahyu Alfian, Walfajarasna, Ahmad Dai Zidan, Muhammad Ruslan Rara, Eril Sandi, and Muslih Hasdim) who always care and give me support.

Samata, 28 Februari 2024

The Reseacher

Abdul Rahman

## ABSTRACT

**Name** : Abdul Rachman

**Reg, Number** : 20400117063

**Title** : **Using Animation Pictures to Improve The Students' Vocabulary Skills At The Eighth Grade Of SMP Negeri 45 Makassar**

---

*This research aims to out the improvement of students' vocabulary skills by using animation pictures, to find out the effect of students' vocabulary skills using textbook as teaching media for the second-grade students at SMPN 45 Makassar. to find out the significant difference between the effect of using animation pictures with using textbook as teaching media in developing the vocabulary skills.*

*The method used in this research is quantitative method using a quasi-experimental design, population for this research was the second-grade students of SMPN 45 Makassar, which consisted of three classes. Each class had approximately 30 students, making a total population of 93 students.*

*Research results shown this is proven by the pre test score of 14.44 which is greater than the post test score of 19.27. Therefore, pictures as a learning medium increase students' vocabulary mastery. It can be concluded that the use of animated images as an effective learning medium for student vocabulary in Grade Eight Students of SMP Negeri 45 Makassar.*

## LIST OF CONTENTS

<b>TITLE PAGE</b> .....	<b>i</b>
<b>DRAFT OF THESIS</b> .....	<b>ii</b>
<b>ACKNOWLEDGEMENTS</b> .....	<b>iii</b>
<b>ABSTRACT</b> .....	<b>v</b>
<b>LIST OF CONTENTS</b> .....	<b>vi</b>
<b>LIST OF TABLES</b> .....	<b>viii</b>
<b>LIST OF FIGURES</b> .....	<b>ix</b>
<b>CHAPTER I INTRODUCTION</b> .....	<b>1</b>
A. Background .....	1
B. Research Questions .....	4
C. Research Objectives .....	5
D. Research Significance.....	5
E. Research Scope .....	6
F. Operational Definition of Terms .....	6
<b>CHAPTER II LITERATUR OF RELATED REVIEW</b> .....	<b>8</b>
A. Literature Review .....	8
B. Theoretical Framework .....	19
C. Hypothesis.....	21
<b>CHAPTER III RESEARCH METHOD</b> .....	<b>21</b>
A. Research Design.....	21
B. Population and Sample .....	21
C. Research Variable.....	22
D. Research Instrumen .....	23

E. Data Collection Procedure .....	23
F. Data Analysis Technique .....	25
<b>CHAPTER IV FINDING AND DISCUSSION .....</b>	<b>32</b>
A. Finding.....	32
B. Discussions .....	36
<b>CHAPTER V CONCLUSION AND RECOMMENDATION .....</b>	<b>40</b>
A. Conclusion .....	40
B. Recommendation.....	40
<b>BIBLIOGRAPHY .....</b>	<b>41</b>
<b>APPENDIX .....</b>	<b>59</b>
Attachment 1. Silabus and RPP .....	59
Attachment 2. Assessment of learning outcomes .....	69
Attachment 3. Treatment .....	70
Attachment 4. Work scheme.....	75
Attachment 5. Descriptive statistics frequencies .....	77
Attachment 6. Score pre test and post test .....	80

## LIST OF TABLES

<b>Table 3.1 Classification of the student`s vocabulary ability .....</b>	<b>26</b>
<b>Table 3.2 Oral proficiency scoring categories.....</b>	<b>26</b>
<b>Table 3.3 Hypothesis.....</b>	<b>30</b>
<b>Table 4.1 Pre-test score in experimental class .....</b>	<b>32</b>
<b>Table 4.2 Post-test score in experimental class .....</b>	<b>33</b>
<b>Table 4.3 T-Value.....</b>	<b>34</b>
<b>Table 4.4 Normality test.....</b>	<b>35</b>

**LIST OF FIGURES**

**Figura 1 Conceptual Framework..... 20**



## CHAPTER 1

### INTRODUCTION

#### A. Background

Vocabulary is one of the English component that must be taught to the learners. Then vocabulary is most important language components of language. Learning vocabulary can make students be able to communicate in English. According to Edward (1997:149) state that vocabulary is one of the important factors in language teaching students must continually be learning words as they learn structure and as they practice sound system. That is why vocabulary is one of important aspect in teaching language. This is also explained in the Quran letter Ibrahim verse 4 as follows:

وَمَا أَرْسَلْنَا مِنْ رَّسُولٍ إِلَّا بِلِسَانِ قَوْمِهِ لِيُبَيِّنَ لَهُمْ فَيُضِلُّ اللَّهُ مَنْ يَشَاءُ وَيَهْدِي

مَنْ يَشَاءُ ۚ وَهُوَ الْعَزِيزُ الْحَكِيمُ

Meaning: We send not an apostle except (to teach) in the language of his (own) people, to make (things) clear them. Now Allah leaves straying those whom he pleases and guides whom He pleases: and He is Exalted in power, full of Wisdom. (Ibrahim: 4).

From the Quran verse above, it can be seen that language was used as a tool given to people by God to communicate with others, people can not interact with other people without using a language.

Vocabulary learning strategy are a part of general learning strategy. Vocabulary learning strategies agree with studies of more general language learning strategy use. In the learning process very useful overview of the rise in importance of learning. Strategy would need to deserve attention from the teacher

like : (1) Involve choice, it is the several strategies to choose from and one choice could be not to use the strategy; (2) Be complex, there are several steps to learn and require knowledge and benefit from training; (3) Increase the efficiency and effectiveness of vocabulary learning and vocabulary use.

Problems in learning vocabulary is to identify the difficulties that faced by the students. Based on Thonbury (2004; 27) any factors that make some words more difficult like: pronunciation, spelling, grammar, length and complexity, meaning, range ,connotation and idiomaticity. In other hand, Gower stated what makes vocabulary easy or difficult namely similarity to L1, similarity to English words already known , connotation, spelling and pronunciation, collocation and appropriate use. How easy or not vocabulary is can depend on those elements. In teaching vocabulary, teacher should be implement the variation of methods to apply in the classroom in other to minimize the difficulties.

English pictures as teaching media in the classroom is a good way to teach the students how to speak well by imitating the actors and actresses in the movie, and students can learn the way to pronounce the words by watching the movie. Herron and Hanley (Kabooha, 2016) conclude that using pictures in the classroom offers background information that activates prior knowledge, which is essential in stimulating the four skills activities in the classroom. Khan (Parmawati and Inayah 2019) believes that the “visuality” of pictures can facilitate comprehension and understanding for language learners in an ideal visual context, which makes it an effective language-teaching tool. She further argues that pictures offer a variety of methods and resources for teaching the target language, helping students

improve their vocabulary skills. According to Canning and Wilson in Rasyid (2016), cartoon pictures can stimulate and motivate students' interest. They could attract students' attention since they provide two styles of learning which are audio and visual. This media could help the students interpret the message spoken by watching a visual performance of the speakers and listening to the speaker's voices. Therefore, the students can adjust the spoken language to the picture that is animated. It will make it easy to catch and remember the spoken language.

Furthermore, based on the situation of teaching-learning process ii conducted the first-grade students at SMPN 45 Makassar that the researcher gets from the English teacher. The teacher said that the English learning process is integrated, and there is no particular skill that stands out, so that vocabulary skills, the students can not be able to speak independently in the class on outside.

Related to the description above, the researcher proposes to assume that the movie is an influential and beneficial teaching strategy that can be used to provide opportunities for the students to develop their vocabulary skills as a flexible method and can be well worth it if the control time is set properly and regularly and not only in the classroom but also outside the classroom. The effect of not carrying out the research is that the teacher may find it difficult to develop the students' vocabulary skills because they one use strategies or methods that do not help students develop their vocabulary activity. The solution is the research will be used to help teachers develop students' vocabulary skills through the movie, through the movie students can improve their vocabulary and pronunciation.

Therefore, the researcher will focus on developing students' vocabulary skills in the classroom through animation pictures at SMPN 45 Makassar. The researcher is interested in finding out whether using animation pictures as teaching media to develop students' vocabulary skills can be realized in second-grade students in junior high school.

### **B. Research Questions**

Based on the background above, the formulas of the research problem is there a significant increase in the use of animated picture as a teaching medium on the vocabulary abilities of second grade students at SMPN 45 Makassar?

### **C. Research Objectives**

Based on the research problems above, the researcher decides on the objectives to find out is there a significant increase in the use of animated picture as a teaching medium on the vocabulary abilities of second grade students at SMPN 45 Makassar?

### **D. Research Significance**

#### 1. Theoretical significance

The researcher truly expects that the reader will get a lot of new knowledge related to this research and this research will give significant contributions, especially in developing vocabulary skills in the classroom through animation pictures for second-grade students.

#### 2. Practical significance

The researcher supposes three practical significances as follows:

##### a. For students

The researcher expects that this research will give advantages to the students especially their problem in vocabulary. So that they can develop their vocabulary skills through the animation pictures as media.

b. For teachers

This research is hoped to give useful information to the teacher, and also the teacher can use this strategy in teaching vocabulary skills in the classroom even just a basic reference to teach vocabulary so that the learning process will be fun and more guided.

c. For the next researcher

The researcher expects that research will do further research about vocabulary skills.

### **E. Research Scope**

The scope of the study is limited to the second-grade students at SMPN 45 Makassar. This study uses animation pictures as teaching media. The animation pictures has many genres they are drama, action pictures, animation pictures, horror pictures, folktale pictures, etc. but this research will be focused on animated pictures.

### **F. Operational Definition of Terms**

Three variables are discussed in this research, they are as follows:

1. Vocabulary

Vocabulary is an important element in learning English. Without mastering vocabulary, it is impossible for English well. Vocabulary is a set

of lexemes, including single words, compound words and idioms. It is one of the important components that have to be mastered by learners

## 2. Movie

The movie is a kind of media that the researcher believes will make students interested because most teenagers like to watch pictures. Some factors that create a positive learning environment are the plot, actors, or actresses, and the dialogue as well.

## 3. Animation pictures

The difference between animation pictures and pictures in general. Animated is a picture that seems alive and moving which the cast in the animated movie is not because it is only a picture, and there is only voiceover, while the movie, in general, is a movie with ordinary human acts, and movie that is not an animation is called a live-action which the action occurs directly and real-time.

## CHAPTER II

### LITERATURE OF RELATED REVIEW

#### A. Literature review

##### 1. Previous Review of Related Findings

The researcher reports several studies used a movie as media in teaching English, some researcher' finding is brief as follow:

The first previous finding comes from Syaefani (2022). The title is "Animation Pictures for Enhancing Vocabulary; A Quantitative Study Among Vocational School Students". The purpose of this study was to analyse the effectiveness of using animated films to improve students' English learning, especially in vocabulary. Three vocabulary component points assessed are picture identification, word meaning and spelling. Before getting treatment in the form of watching English animated films, students did 30 pre-test questions. After watching the film students were also asked to work on post-test questions with the same number and types of questions. In this study, the design used was the One-Group Pre-test Post-test Design method. This research was conducted at SMK Karya Bhakti Brebes, there were 23 subjects. From the results of the T-Test Picture Identification, we can see that the results of the t count (tcount) $>$  ttable or  $3,766 > 1,713$ . This shows that the initial hypothesis is accepted or it can be said that the use of the animated film method is effective to increase students' vocabulary, especially in picture identification. For the results of the T-test Word Meaning, namely t count (tcount) $>$  ttable or  $2,760 > 1,713$  so it can be concluded that animated films are

effective for increasing students' vocabulary. And for the results of the T-Test Spelling the value of t count ( $t_{count}$ ) <  $t_{table}$  or  $0.568 < 1.713$ , indicates that the learning method using animated films is less effective.

The second previous finding comes from (Elpasari, 2022) with the title “Investigating The Learning of Incidental Vocabulary Through Animation Movie”. This study aims to determine the process of incidental vocabulary learning through animated films, to know what conditions students learn incidental vocabulary through animated films, and to know what makes students successful in learning incidental vocabulary through movie-watching. This study uses a qualitative case study design with four 8th grade student participants and 1 English teacher at SMPN 1 Bojonegara. The researchers conducted observations and interviews to investigate all activities and conducted interviews to find more in-depth research results in their English vocabulary learning. The findings of this study indicate that some students already have several lists of vocabulary in their memory so that they can acquire familiar and newly acquired vocabulary. Watching animated films is very influential in acquiring incidental vocabulary because they unconsciously become active in exploring new vocabulary while watching them. However, students are still not interested in learning English, because they are not used to using animated films and are not used to explore vocabulary because they are not used to doing it in everyday life,

The third previous finding comes from (Pratiwi, 2022) entitled “The Use of Animated Movie for Teaching Vocabulary (A Pre-experimental Study toThe



Seventh Grade Students of Madrasah Tsanawiyah Negeri 2 Pontianak in Academic Year 2022/2023)". This study was conducted to examine the effectiveness of using Animated Movie for teaching vocabulary, especially nouns, adjectives, and verbs to the seventh-grade students of MTsN 2 Pontianak in the academic year 2022/2023 with pre-experimental design as the method. Cluster random sampling was used to select the sample which consisted of thirty-six students. The data was collected by using a multiple-choice test and then analyzed by using the t-test formula. The results indicated that Animated movie increased their vocabulary achievement. The presentation of Animated movie with English subtitles along with the combination of multimedia tools and applications significantly helps the students understand the meaning and accurately spell the words. It was proven by the results of the findings of this research that t-test computation at the level of significance of 0.05 with the degree of freedom  $35 = 1.689$  and the t-value was 9.57 which was higher than the t-table (1.690). The result of the effect size (ES) was 1.56 which was categorized as a strong effect ( $ES > 1.00$ ). It demonstrated that the alternative hypothesis was accepted and the null hypothesis was rejected. It proved that Animated Movie significantly affects teaching vocabulary.

The novelty of this study compared to previous studies can be attributed to several key factors, including research objectives, location, timeline, and research methodology. Unlike previous research, this study utilizes the educational potential of animated films as the main teaching tool for students. These animated films, centered around the theme of the house, represent an

important departure from previous research efforts, introducing fresh perspectives and innovative approaches to the field.

## **2. Pertinent ideas**

### **a. Concept of Vocabulary**

#### **1) Definition of Vocabulary**

Vocabulary is an important element in learning English. Without mastering vocabulary, it is impossible for English well. Vocabulary is a set of lexemes, including single words, compound word and idioms. It is one of the important components that have to be mastered by learners (Richard,2001: 692).

Based on the linguist Wikins states that ‘ Without grammar very little can be conveyed, without vocabulary nothing can be conveyed’ (2004 : 111). To know what vocabulary is the researcher would like to present several that definitions of vocabulary.

Steven Stahl (2002 : 18) as cited by Diamond and Guthlon in *Teaching vocabulary*, explains that “ vocabulary is the science of words and word meanings”. The science of a word does not only include a definitio, but also includes how that word come into the world. It is not something that utterly gets to be mastered; it is something that needs to be expanded and studied over the course of a lifetime. Teaching in vocabulary includes far more than searching the words in a dictionary and fitting the words in a sentence. vocabulary is got incidentally through indirect exposure to words

and intentionally through distinct teaching in specific words and word-learning strategies ( Linda diamond and Linda Guthlon Teaching vocabulary).

Furthermore, Longman (1978 : 28) defines that vocabulary is a list of words usually alphabetical order and with explanations of their meaning, less complete than a dictionary. The more vocabularies the students have the easier for them to develop their language skill. In other hand, for those who are learning English as a foreign language, vocabulary is need. It is use to comprehend a lot of vocabulary before they are able to from the grammatical sentencs of English.

Vocabualry as the expression of the language is the fundamental to acquire language, if the students make mistakes in grammar, may be they can understand but when students do not have the right word to express something. It will make misunderstanding. Without knowing the vocabulary students will unable to grasp idea of the reading material or construct a good sentece in writing or work in order skill like listening and vocabulary in English. Their lack of vocabulary makes the students cannot convey the ideas as clearly as they would have to. They cannot understand their language either.

According to Howard and Haffer (1984) in Tri idarwati (2012 : 11) stated that the essence of mastering vocabulary is

learning how to determine meaning. The students should know the meaning of words based on the sentences. Moreover, it is know that not all the learners can memorize the words, especially in low frequency word. In addition, it all depends on the learners' ability to understand the vocabulary is important aspect for foreign language learners and a text reading comprehension.

According to Laurie Bauer (2003:16) vocabulary is about words. It includes the form, the change, the link to each other and its using in the sentences. Vocabulary is the most important aspect in conducting communication. The words used to know each other's and to express our wishes and feelings. It is all about the words with their meaning and their form change that make up a language. So that's why, vocabulary power means that students' ability to understand English vocabulary to make up a language, even though it is high or low vocabulary power.

From the statement of the vocabulary given above, it can be concluded that vocabulary at least embraces two meanings. One deals with a particular person's knowledge of words, and the other deals with the explanation of the meaning of words that build a language.

## **2) Kinds of Vocabulary**

Some experts divide vocabulary into two types: active and passive vocabulary. Harmer (1991) distinguishes between these

two types of vocabulary. The first type of vocabulary refers to the one that the students have been taught and that they are expected to be able to use. Mean while, the second one refers to the words which the students will recognize when they meet them, but which they will probably not be able to pronounce. Haycraft, quoted by Hatch and Brown (1995), indicate two kinds of vocabulary, namely receptive vocabulary and productive vocabulary.

a. Receptive Vocabulary

Receptive vocabulary is words that learners recognize and understand when they are used in context, but which they cannot produce. It is vocabulary that learners recognize when they see or meet in reading text but do not use it in vocabulary and writing (Stuart Webb, 2009).

b. Productive Vocabulary

Productive vocabulary is the words that the learners understand and can pronounce correctly and use constructively in vocabulary and writing. It involves what is needed for receptive vocabulary plus the ability to speak or write at the appropriate time. Therefore, productive vocabulary can be addressed as an active process, because the learners can produce the words to express their thoughts to others (Stuart Webb, 2005).

**3) Level of Vocabulary**

There are three levels of vocabulary that is basic, intermediate, and advanced (Stanback, 1980)

a. basic vocabulary

Is a of words that are easy to learn. Usually consist of simple words such as people, animals or things in the classroom. In this level sense involved. It is important to get success in language learning when students have the strength to memorize vocabulary taught.

b. Intermediate

Vocabulary difficulty is normal. It is best to teach vocabulary in the intermediate area Contextual such as food, clothing, jobs, human bodies, education and governance. Dictionaries in this case is very useful to get a sense or explanation.

c. Advanced Vocabulary.

In level students will learn new vocabulary that is more difficult than ever. English dictionary becomes very important in this case.

#### **4) Properties Vocabulary**

In learning languages, especially English as a language, second students need to master the vocabulary. Vocabulary is more dominated by the students will make their performance better in all aspects of language learning. Vocabulary is an important component of language. Vocabulary is the most powerful language component. In using language, rich vocabulary of students who

will be successful in the ability of expression skills: vocabulary and writing, and skills: receptive listening and reading. But those who are poor in vocabulary will be in trouble in these skills (Deighton,1970).

The vocabulary is a collection of words or phrases and a list of words in a textbook, usually alphabetically arranged and explained or defined. Vocabulary is the number of words which when combined will form language. Vocabulary lists of words to express one's thoughts, opinions and ideas. People will not be able to communicate with out language and language would not exist without the vocabulary (Horby,1995). Because we are learning English as a foreign language, we have to master and understand a lot of skill. It really shows that the vocabulary plays an important role in English (Ronald, 1988).

### **5) Vocabulary Learning**

Vocabulary, the core of any language, is probably the most challenging and time consuming part of learning a foreign language. It takes time and flows like a continuous process, once you have settled the fundamentals of a language (pronunciation, orthography and basic grammar). Throughout this process, learners become familiarized with the words they come across. As researchers claim (Nation,1990; Schmidt,2001) it is frequency of usage and the number of encounters in different forms and

contexts that determine the acquisition of new vocabulary. When teaching vocabulary the context is really important that is why Warschaur (1995) underlines the more opportunities for real communication students might be exposed to when using the Internet and the e-mail system in language learning. Nader (1996) admitted the great challenge for teachers to design individual and group activities using the Internet resources and also praised the benefits of the students searching for them and thus exploring different cultures more directly and effectively.

## **b. The Concept of Movie**

### **1) Definition of Movie**

A movie is one of the visual aids that can be used in a vocabulary class. It makes lessons more fun. It can also be used to create a situation for vocabulary classes more clearly, that the students have big enthusiasm in the teaching-learning process. According to Hornby (in Putri et al., 2019) movie is a series of moving pictures recorded with a sound that tells a story, shown at a cinema/movie. Movie or film is a term that encompasses individual motion pictures, the field of the movie as an art form, and the motion pictures industry. Pictures are produced by recording images from the world with cameras or by creating images using animation techniques or special effects.

### **2) Types of Movie**

Bordwell and Thompson (in Arifin, 2013) defined the types of



movie or film as follow :

a) Documentary movie

The purpose of documentaries is to offer accurate information about the outside world. Documentaries advertise themselves as a factually reliable film genre. There are two types of documentaries, according to Bordwell and Thompson.

1. Compilation films are made by putting together images from various archives.
2. Direct cinema: filming an ongoing event “as it happens” with minimal filmmaking intervention.

b) Fictional movie

The characters, places, and events in the fictitious film are all made up. However, just because a film is fictional does not rule out the possibility that is based on true events. For one thing, a typical fictional film prepares its events; they are devised, planned, rehearsed, filmed, and re-filmed. Agents are portrayed through an intermediary in a fictitious film, but they are not photographed directly in a documentary.

c) Animation picture

Animated pictures, tell a story by using childish images such as talking pigs. Any style of the illustrated image seen in rapid succession to give the impression of movement is referred to as animation. The word “cartoon” is most often

used in references on TV programs and short films for children featuring anthropomorphized animals, superheroes, the adventures of child protagonists, and related genres.

### **3) The Use Of Animation Pictures In Teaching English**

Using pictures as a medium can be done in a variety of ways. Sequential, Single-Scene, Selective, and Whole-Film Approaches are among the methods proposed by King (2002). Some structurally driven tactics have been widely adopted by classroom teachers when presenting films, she claims. Watching pictures is not only about sitting in front of the television and watching a film from start to finish. Furthermore, viewing pictures can be a multi-faceted activity. According to Kanean (in Sari & Sugandi, 2015), teaching English in the EFL classroom by using English pictures as media is a good technique to educate students on how to imitate the actors and actresses in the movie. Students can view an English film and converse in English. They can also use movie scripts to limit what the actors say in the film. They can watch the movie again to see if their pronunciation is correct.

### **4) The Advantages of Movie**

Teaching, in general, and English teaching in particular, is a collaborative effort including several different elements and is aimed at achieving a certain purpose. It suggests that the success of education is decided by the roles played by all of the components involved, rather than by a single component. A teacher must, however, bring all

components into the classroom and use them during the teaching and learning process. There are numerous reasons why pictures (film) can be employed in language acquisition, according to Hammer (in Riskawati, 2019). The advantages of using pictures will be explained as follows:

a) Seeing language-in-use

When students watch a movie, they are not only hearing but also seeing the language. For example, overall meaning and moods are frequently convoluted by expression, gestures, and other visual clues, which considerably improves comprehension. In spoken language, students can copy various expressions and gestures.

b) Cross-cultural awareness

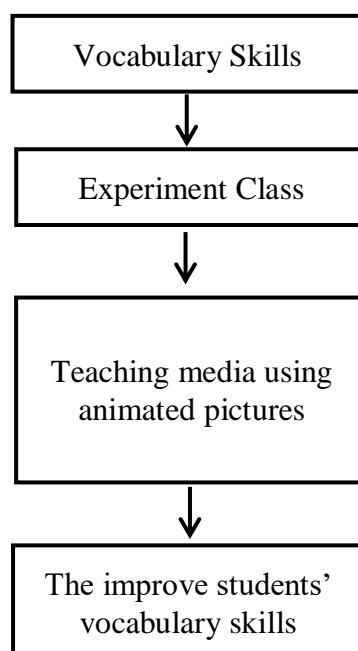
A movie helps the students to go beyond the classroom uniquely. This is particularly handy if they want to witness, for example, normal British “body language” while inviting someone out or how Americans communicate with servers. Pictures are also beneficial in allowing pupils to see what kinds of meals individuals in other nations eat and how they dress. They can learn not only about the language but also another country’s culture.

c) Inspiration

For all the reasons stated thus far, most student’s enthusiasm grows when they get the opportunity to see and hear language in action. It can motivate students during the teaching and learning process.

## B. Conceptual Framework

In this section, the researcher does something related to the activities and any terms that are communicated as treatment in the classroom during the research. Then, in the process part, researchers use animated images as a teaching medium to expand the amount of available material provided to answer research questions. So, the output section, as a result of the process, will refer to the results of students' vocabulary skills.



(Source: Rina Husnifa, (2017))

**Figure I Conceptual Framework**

### **C. Hypothesis**

According to Sugiyono (2010), a hypothesis is a temporary response to the formulation of the research problem, where the formulation of the research problem has been given in the form of a statement.

H<sub>0</sub>: There is no significant increase in the use of animated images in developing the vocabulary skills of second grade students in classes at SMPN 45 Makassar.

H<sub>1</sub>: There is a significant increase in the use of animated images in developing the vocabulary skills of second grade students in classes at SMPN 45 Makassar.

## **CHAPTER III**

### **RESEARCH METHOD**

#### **A. Research Design**

This study applied a quantitative method using a Pre type research. This experiment is often considered an experiment that is not yet serious, because there are still external variables that influence its formation of the dependent variable (Sugiyono, 2017). Pre-experimental design research method. This was done in one group, namely the experimental group receive treatment using the Contextual Teaching and model Learning (CTL). Contextual Teaching and Learning (CTL) is a learning model that provides facilities for student learning activities to search for, manage and find learning experiences that are more concrete and relate to students' real lives (Komalasari, 2012).

The research intended to investigate the impact of animation pictures on teaching students' vocabulary skills. To achieve this, the researcher conducted a pre-and post-test to evaluate the performance of the students before and after the implementation of animated pictures as teaching media. The samples were separated into two classes: an experimental class and a control class. The experiment used a pre-test and post-test design. The experimental class underwent pre-test, treatment, and post-test. The comparison between the pre-test and post-test scores depended on how the researcher conducted the treatment to be successful.

## **B. Population and Sample**

### **1. Population**

The population for this research was the second-grade students of SMPN 45 Makassar, which consisted of three classes. Each class had approximately 30 students, making a total population of 93 students.

### **2. Sample**

According to Memillan and Schumacher (1984), a sample is a group of subjects selected from the population. Apart from that, according to Arikunto (2013), the sample is the one that best represents the parties involved in the research. This study chose a purposive sample. There were 20 students in class VIII A as the experimental group. So, the sample size is 20 students. Researchers used a purposive sampling technique because the sample was selected from the population that had the lowest value.

## **C. Research Variable**

This research focused on the study of the influence of treatments. According to Asner-self (2011), they explained that there were two variables, independent and dependent variables..

### **1. Independent Variables**

Schreiber and Asner-self (2011) defined an independent variable (X) as a variable that was stated to cause some outcome. In this research, the independent variable was the use of animation pictures as a teaching media.

### **2. Dependent Variable**

Also, according to Schreiber and Asner-self (2011), the dependent

variable (Y) was the outcome of the independent variable, which was the effect. The dependent variable in this research was students' vocabulary skills.

#### **D. Research instrument**

The instrument used in this research was a vocabulary test, the researcher gave a test of the ability to pronounce vocabulary in a certain way:

- a. Mention 10 things around the house.
- b. Description 10 things around the house.

#### **E. Data Collection Procedure**

The procedure for collecting data is described as follows:

##### **1. Pre-test**

The pre-test was conducted during the first meeting, which lasted approximately 90 minutes, to assess students' accuracy and fluency in vocabulary. The researcher instructed students to individually mention and describe the house and its surroundings in front of the class.

##### **2. Treatment**

After administering the pre-test, the researcher proceeded to apply the treatment over the course of six meetings, utilizing animation pictures as a teaching tool. Each treatment session lasted approximately 90 minutes. To initiate the research class, the researcher followed the learning steps in the classroom:

- a) Greetings were exchanged upon entering the class,
- b) Attendance was checked,



- c) The researcher exposed the students to an animation pictures about "things around the house" related to the material.
- d) The researcher introduced and explained the material, specifically "This is My House" (yard, living room, yard).
- e) Students and researchers analyzed home animation pictures together, and researchers helped students identify important points such as tables, cupboards, spoons, rooms and topics discussed in the videos.
- f) The researcher then explained the vocabulary activities that students would be participating in.
- g) Students were required to complete a table containing the pronunciation and vocabulary related to "things around the house and outside the house."
- h) Following that, students engaged in conversations in the form of dialogues, read vocabulary, and filled in the text about inside and outside the house from the video animation pictures.
- i) Feedback was provided to students, and additional reinforcement material was given as needed.

#### Experimental Class

The experimental class was the class that was sampled for testing by the researcher. After the pre-test was conducted, the researcher applied the Animation pictures for several sessions. During these sessions, the researcher taught and covered all aspects of

Animation pictures. After applying animation pictures, the researcher determined the effect of pictures on teaching students' vocabulary skills.

### 3. Post-test

After conducting the treatment, the final step involved the researcher administering a post-test to students, which was the same test as the pre-test. When analyzing the results, the average scores on the pre-test and post-test were used to determine whether animated pictures, as a learning medium, could enhance students' English reading and vocabulary skills.

## F. Data Analysis Technique

### 1. Scoring Technique

Scoring and classifying the students' vocabulary test was done using a vocabulary rubric score. The rubric score served as the assessment guide that described the criteria for assigning scores to the students' vocabulary results, as needed by the researcher.

Analytic scoring of vocabulary can be seen in the following figures:

**Table 3.1 Classification of the Student's Vocabulary Ability**

No.	Classification	Score
1.	Excellent	91-100
2.	Very good	81-90
3.	Good	71-80
4.	Fair	56-70

5.	Poor	41-55
----	------	-------

(Source: Depdikbud 2013)

### Scoring Rubric for Vocabulary

**Table 3.2 Oral Proficiency Scoring Categories**

The following are some of the Oral Proficiency Assessment assessments in this study, adapted from Ridha Permatasari, 2021).

Aspects	Score	Description
Vocabulary	91-100	Students can identify social functions, text structure, elements of spoken language and written and contextual capture means "a and that", part of the house as a noun, verb, adverb, and adjective very Healthy.
	81-90	Students can identify social functions, text structure, elements of spoken language and written and contextual capture means "a and that", part of the house as a noun, verb, adverb, and adjective well
	71-80	Students can identify social functions, text structure, elements of spoken language and written and contextual capture means "a and that", part of the house as nouns, verbs, adverbs, and adjectives

		Enough.
	56-70	Students don't understand it identify social functions, text structure, elements of spoken and written language and capture the contextual meaning of "a and the", parts of the house such as nouns, verbs, adverbs, and adjectives
	41-55	Students cannot identify social function, text structure, linguistics oral and written elements as well as capturing contextual meaning of "a and the", part of utterances such as nouns, verbs, adverbs, and adjective

(Source: Ridha Permatasari, 2021)

## 2. Statistical test

### a. Test Hypotesis

The researcher used statistical analysis by employing SPSS (Statistical Package for Social Science) for a hypothetical test. The purpose of using SPSS, in this case, was to make the study practical and efficient. The data were analyzed to determine Descriptives, Frequencies, and T-tests. The criteria for hypothesis testing were as follows:

**Table 3.3 Hypothesis**

Comparison	Hypothesis	
	H0	H1
t-test < t-table	Accepted	Rejected
t-test > t-table	Rejected	Accepted

Table 7.3 means that the t-test value is smaller than the t-table value, the null hypothesis is accepted while the alternative hypothesis is rejected and the t-test value is greater than the t-table value, the null hypothesis is rejected while the alternative hypothesis is accepted.

**b. Calculating the mean score of the students' test by using the formula :**

formula for calculating the mean score ( $\bar{X}$ ) of a set of data. Here's how to interpret and use this formula:

- $\bar{X}$  represents the mean score or the average of a set of scores.
- $\Sigma X$  represents the sum of all the individual scores in the dataset.
- $N$  represents the total number of samples or data points in the dataset.

To calculate the mean score ( $\bar{X}$ ), you would sum up all the individual scores ( $\Sigma X$ ) and then divide that sum by the total number of samples ( $N$ ).

This formula is commonly used in statistics to find the average score or value in a dataset

The data in this research were statistically analyzed. The researcher

employed a one-group pre-test and post-test design. Additionally, the research data were subjected to statistical analysis using an independent sample to compare the means of the samples. The researcher utilized a t-test to analyze the data. In this case, statistical analysis was conducted using SPSS (Statistical Package for Social Science) for the hypothetical test.

## CHAPTER IV

### FINDING AND DISCUSSION

This chapter consists of two items, the findings of the research and the discussion of the research findings. In finding items, the researcher shows all of the data that were collected during the research. While, in the discussion item, the researcher analyzes all of the data to show the finding.

#### A. Findings

The findings of this research deal with the students' scores on the pre-test and post-test, the significant differences between the scores of the pre-test and post-test, and hypothesis testing of the faired samples. These findings are described as follows:

#### 1. The classification of students' Pre-test score and Post-test scores in Experimental Class

**Table 4.1 Pre-test score scores in Experimental Class**

No.	classification	Score	Frequency	Percentage	Std. Deviation
1.	Excellent	81-100	0	0%	14,43983
2.	Very good	61-80	0	0%	
3.	Good	41-60	3	15%	
4.	Fair	21-40	1	5%	
5.	Poor	0-20	16	80%	

The data above showed that, there were 80% in poor level, 5% in fair level, 15% in good level, 0% in veri good level, and none of frequency who gain excellent level.

**Table 4.2 Post-test score scores in Experimental Class**

No.	classification	Score	Frequency	Percentage	Std. Deviation
1.	Excellent	81-100	4	20%	19,26980
2.	Very good	61-80	0	0%	
3.	Good	41-60	11	55%	
4.	Fair	21-40	5	25%	
5.	Poor	0-20	0	0%	

The data above showed that, there were 0% in poor level, 25% in fair level, 55% in good level, 0% in veri good level, and 20% got excellent level. Based on Tables 1 and 2 there is an increase in the post-test.

## 2. t-value test in Experimental Class

**Table 4.3 T-Value**

<b>Experimental Class</b>	
<b>T</b>	<b>10.860</b>
<b>Df</b>	<b>79</b>
<b>p-value</b>	<b>0,00</b>

Based on the t value test table above, the t value results for the experimental class were obtained with a calculated t value in the experimental



class of 10.860, so it can be concluded that there was an increase from the pre test to the post test.

### 3. Normality test Experimental Class and Control Class

#### Experimental Class

**Table 4.4 Normality test**

One-Sample Kolmogorov-Smirnov Test		Unstandardized Residual
N		20
Normal Parameters <sup>a,b</sup>	Mean	.0000000
	Std. Deviation	17.62592403
	Absolute	.132
Most Extreme Differences	Positive	.132
	Negative	-.094
Kolmogorov-Smirnov Z		1.184
Asymp. Sig. (2-tailed)		.121

a. Test distribution is Normal.

b. Calculated from data.

Based on the results of the normality test, it is known that the significance value for the experimental class is 0.121, which is greater than 0.05, so it can be concluded that the residual value is normally distributed.

#### B. Discussion

As mentioned in the second chapter, the use of animation pictures as learning media can improve students' vocabulary ability. From this definition, the researcher concludes that the use of pictures as learning media can make students enjoy the learning process, students can open their minds to mention or pronounce the vocabulary heard through the films they watch. Students remember words more easily by watching animation pictures.

Analysis of the gap between the average scores on the experimental post-test and pre-test confirmed that the technique used was effective. The average score for the Experiment class is 10,860. This means that the difference between the post test and pre test scores of Experiment class students is 4.82997. The explanation of the gap between the post test and pre test shows that the Experiment class shows a significant increase from pre test to post test.

In conclusion, based on the results of this study, showed that students' scores were much higher after treatment in the Experiment class by using animation pictures as teaching media in developing vocabulary skills. The use of pictures as a teaching medium in developing vocabulary skills is effective in students' vocabulary mastery. This certainly improves students' mastery of vocabulary.

From the comparison of the experimental group's post-test and pre-test scores, the post-experimental vocabulary mastery score was higher than the pre-test score. This means that the treatment of using animated images as learning media in the experimental group was successful.

Based on the research finding above, it was indicated that the process of teaching and learning influenced the improvement of students' vocabulary for vocabulary. It is in line with the statement by Chapple and Curtis (2000) movie is rich in action and visual aids that is appropriate for listening and vocabulary activities. In other words, using animation movie with text as a media in teaching vocabulary has a positive effect to the students' vocabulary improvement.

Animation pictures is a media which can create relax atmosphere and make the students are motivated to mention and describe without feel shy and fear. It can be seen at the progress of the students' performance from the first until the last meeting. The teacher had successfully made the students mention and describe about the animation pictures they had watched.

Finally, using animation pictures could improve not only the students' vocabulary ability but also their participants in the class. It can be seen from the observation, pre test and post test. So in the last cycle, the researcher satisfied with the result, because students vocabulary ability were increase after taught by using animation pictures.

By using animation pictures as media, it could build a good interaction between students and teacher and students with their friends themselves. The situation in the teaching and learning process became more interactive. The students got many ideas and experiences from animation pictures so that they had an opportunity to discuss and share their knowledge with their friends in the class. This finding was in line with Luoman (2019) and Peter (2020). Luoman states that there are some advantages of using media in the teaching and learning process. First, teaching becomes more interesting and interactive. Second, teachers can bring more varied learning activities. Besides, Peter says that the use of media can enhance the learning experience for students.

Moreover, the use animation pictures as media could increase students' motivation. The students were enthusiastic and interested during the lesson. They gave more attention to the lesson and encourage stimulation to do the class

activities well. This finding was also in line with Peter (2008). He states that the use of teaching media in the teaching and learning can generate interests and encourage motivation and stimulation.

Using animation pictures in the teaching and learning process could bring enjoyable activities in the classroom. The students got better atmosphere in the classroom during the teaching and learning process so that the students could do activities and tasks better than before. This finding was in line with Gordon (2021: 192), who states that by using digital images, sounds, and simple animations, teachers can create stimulating and enjoyable activities.

However, there were some students that still passive during the lesson because they were shy and feel difficult to understand the material. The students also had problem when the teacher gave instruction during the lesson. The students had difficulties to understand the instruction so that the teacher had to repeat it three times even four times.

## CHAPTER V

### CONCLUSION AND RECOMMENDATION

#### A. Conclusion

Using films as a learning medium can improve students' vocabulary mastery. This can be found in the student's post-test. This score is higher than the pre-test. The use of films as learning media in learning activities contributes to students' mastery of vocabulary. This can improve students' understanding of these words.

This is proven by the pre test score of 14.44 which is greater than the post test score of 19.27. Therefore, pictures as a learning medium increase students' vocabulary mastery. It can be concluded that the use of animated images as an effective learning medium for student vocabulary in Grade Eight Students of SMP Negeri 45 Makassar.

#### B. Recommendation

Based on the conclusion above, the researcher presents some suggestions as follows:

1. The teacher should be active, creative, and effective to arrange English materials.
2. The teacher should be able to manage the class to make the students more active in teaching English, especially in learning how to vocabulary fluency.
3. Teachers should be able to choose good methods. Teachers can use animated films as a teaching medium to make their students enjoy class. This method involves student participation in the teaching and learning process. Students

can encourage their motivation in learning with fun learning resources, students can improve their English especially in teaching vocabulary.

## BIBLIOGRAPHY

- Arikunto. (2013). The Influence of Learning Motivation on Competence in Doing Work with Lathes According to Standards. *Industri Universitas Pendidikan Indonesia*, 41–63. repository.upi.edu
- Brown. (2001). *View of Instructional Strategies to Develop the Vocabulary Skill*. 2018. <https://al-kindipublisher.com/index.php/ijllt/article/view/317/294>
- Brown, H D. 2001. Teaching by principles: *An Interactive Approach to Language Pedagogy*. (2nd Ed). New York: Pearson Education
- Gordon, T. 2021. *Teaching Young Children a Second Language*. London: Greenwood Publishing Group.
- Harmer. (2007a). Channing: *Journal of English Language Education and Literature*, Vol. II No. 1 2017. *Journal of English Language Education and Literature*, II(1), 343.
- Harmer. (2007b). *Chapter Ii Review Of Related Literature A. Vocabulary and Teaching Vocabulary 1. Definition of Vocabulary*. 345–348, 7.
- in Arifin. (2013). *The Use Of Animation Pictures For Developing Students' Writing Skill Of Narrative Texts A Case Study Of Teaching English At Eleventh Grade Students Of Sma Negeri 2 Sungguminasa English Education Department Faculty Of Teacher Training And Education Universit*.
- in Putri, A., Mujiyanto, J., & Sofwan, A. (2019). *Journal of English Language Teaching The Implementation Of Transposition Translation Procedures In English-Indonesian Translation Of Epic Movie Subtitle. Journal of English Language Teaching*, 6(1), 1–7.

<http://journal.unnes.ac.id/sju/index.php/elt%0ATHE>

in Riskawati. (2019). *Using Movie To Improve Students' Vocabulary Skill (Pre-experimental research to the eleventh grade students' at sma batara gowa)*.

1–80. <http://repository.iainpalopo.ac.id/id/eprint/3376/1/Nurfadilla.Pdf>

in Sari, A., & Sugandi, B. (2015). Teaching English Through English movie. *The Journal of English Literacy Education: The Teaching and Learning of English as a Foreign Language*, 2(2), 10–15.

Ismaili, M. (2013). *Academic Journal of Interdisciplinary Studies The Effectiveness of Using Pictures in the EFL Classroom-A Study Conducted at South East European University*. <https://doi.org/10.5901/ajis.2012.v2n4p121>

Kabooha, R. H. (2016). Using Pictures in EFL Classrooms: A Study Conducted at the English Language Institute (ELI), King Abdul-Aziz University. *English Language Teaching*, 9(3), 248. <https://doi.org/10.5539/ELT.V9N3P248>

Luoman. 2019. *Benefits of Using Media In Teaching Learning Activities*. <http://latesteducationarticles.blogspot.com/2010/09/benefits-of-using-media-in-teaching.html> [accessed 25/04/2012].

Muhammad Lutfi Y, dan Suryati Galuh P. (2017). *The Use Of Interactive Multimedia In Learning English (Case Study In Sdn 3 Tarubasan Klaten)*. STMik sinar nusantara surakarta. vol. 4 No.1

Peter, D. 2020. *Engaging the You Tube Google-eyed Generation: Strategies for Using Web 2.0 in Teaching and Learning*. Vol. 6, No. 2, p.119-130 e- Learning [accessed 20/04/2012].

Rasyid, S. (2016). E-ISSN 2528-746X Using Cartoon Movie to Improve Vocabulary Skill. *Research in English and Education (READ)*, 1(2), 161–



168.

Richards. (2008). *Function of Vocabulary*. 2014.

<https://www.bosinformasi.web.id/2014/03/function-of-vocabulary.html>

Rizaldi. (2021). *The Effect Using Cartoon As Media Instruction on Students Vocabulary Ability At Senior High School 1 Kampar Timur*.

<https://repository.uin-suska.ac.id/51610/2/GABUNGAN.pdf>

Schreiber and Asner-self. (2011). *Self Educational Research* (Vol. 21, Issue 1).

<http://journal.um-surabaya.ac.id/index.php/JKM/article/view/2203>

Siahaan. (2008). *Vocabulary is a productive language skill*. 2(1), 488–492.

<http://publikasi.dinus.ac.id/index.php/uncle/article/view/6410/3033>

Sugiyono. (2010). *Hypothesis Formulation*. 13(1), 104–116.

[https://www.academia.edu/8665107/HYPOTHESIS\\_FORMULATION](https://www.academia.edu/8665107/HYPOTHESIS_FORMULATION)

Vanderstoep and Johnston. (2009). *View of Enhancing Students' Vocabulary Mastery Through Words Hunting Game Of The fifth Grade*. <http://www.e-jurnal.unisda.ac.id/index.php/edulitic/article/view/1331/834>

## ATTACHMENT 1.

## SILABUS

**Satuan Pendidikan** : UPT SPF SMP Negeri 45 Makassar  
**Mata Pelajaran** : Bahasa Inggris  
**Kelas/Semester** : VIII (Delapan)/ 2 (Genap)  
**Tahun Pelajaran** : 2022/2023  
**Kompetensi Inti** :

- KI 1: Menghargai dan menghayati ajaran agama yang dianutnya.  
 KI 2: Menghargai dan menghayati perilaku jujur, disiplin, tanggungjawab, peduli (toleransi, gotong royong), santun, percaya diri, dalam berinteraksi secara efektif dengan lingkungan sosial dan alam dalam jangkauan pergaulan dan keberadaannya  
 KI 3: Memahami dan menerapkan pengetahuan (faktual, konseptual, dan prosedural) berdasarkan rasa ingin tahunya tentang ilmu pengetahuan, teknologi, seni, budaya terkait fenomena dan kejadian yang tampak mata.  
 KI 4: Mengolah, menyaji, dan menalar dalam ranah konkret (menggunakan, mengurai, merangkai, memodifikasi dan membuat), dan ranah abstrak (menulis, membaca, menghitung, menggambar, dan mengarang)sesuai dengan yang dipelajari di sekolah dan sumber lain yang sama dalam sudut pandang/teori.

Kompetensi Dasar		Indikator Pencapaian Kompetensi	Materi Pokok	Nilai Karakter	Kegiatan Pembelajaran	Penilaian	Alokasi Waktu	Sumber Belajar
		Peserta didik mampu :						
3.1 0	Menerapkan fungsi sosial, struktur teks, dan unsur kebahasaan teks interaksi transaksional lisan dan tulis yang melibatkan tindakan memberi dan	3.10.1 Mengidentifikasi fungsi social dan unsur kebahasaan teks interaksi transaksional lisan dan tulis yang melibatkan tindakan memberi dan meminta informasi terkait keadaan/ tindakan/ kegiatan/ kejadian yang dilakukan/terjadi, rutin	<ul style="list-style-type: none"> <li>• Fungsi sosial Melaporkan, menceritakan, menjelaskankejadian yang dilakukan/terjadi, di waktu lampau.</li> <li>• Struktur teks               <ul style="list-style-type: none"> <li>- Memulai</li> <li>- Menanggapi</li> </ul> </li> </ul>	Religius ✓ Bersyukur Sosial: ✓ jujur, peduli, kerjasama, disiplin	Pembelajaran saintifik yang berorientasi pada kegiatan peserta didik dengan mengutamakan aktivitas inquiry untuk terbinanya kemampuan berpikir kritis, kreatif, meningkatkan kemampuan literasi media, dan menguasai teknologi informasi dan	<b>Pengetahuan:</b> Tes lisan ,tertulis dan penugasan  <b>Keterampilan</b> ✓ Unjuk kerja : - Vocabulary - Reading - Listening - Writing	8 JP	Buku Siswa English for Nusantara untuk SMP/MTs Kelas VIIIISMP/ Mts kls VIII

	<p>meminta informasi terkait keadaan/ tindakan/ kegiatan/ kejadian yang dilakukan/terjadi, rutin maupun tidak rutin, atau menjadi kebenaran umum di waktu lampau, sesuai dengan konteks penggunaannya. (Perhatikan unsur kebahasaan simple past tense)</p>	<p>maupun tidak rutin, atau menjadi kebenaran umum di waktu lampau, sesuai dengan konteks penggunaannya</p> <p>3.10.2 Menyebutkan teks lisan dan tulis memberi dan meminta informasi terkait keadaan yang dilakukan/terjadi, rutin maupun tidak rutin, atau menjadi kebenaran umum di waktu lampau</p> <p>3.10.3 Menyebutkan teks lisan dan tulis memberi dan meminta informasi terkait tindakan yang dilakukan/terjadi, rutin maupun tidak rutin, atau menjadi kebenaran umum di waktu lampau</p> <p>3.10.4 Menyebutkan teks lisan dan tulis memberi dan meminta informasi terkait kegiatan yang dilakukan/terjadi, rutin maupun tidak rutin, atau menjadi kebenaran umum di waktu lampau</p>	<p>(diharapkan/di luar dugaan)</p> <ul style="list-style-type: none"> <li>• Unsur kebahasaan <ul style="list-style-type: none"> <li>- Chapter 4 No Littering</li> <li>- Unit 1. Did it Rain Last Night</li> <li>- Unit 2. What Happened to the Sea Animals</li> <li>- Unit 3. You Can Help</li> </ul> </li> <li>• Topik</li> </ul> <p>Kegiatan, tindakan yang (rutin) terjadi di masa lalu di sekolah, rumah, dan sekitarnya yang dapat menumbuhkan perilaku yang termuat di KI</p>		<p>komunikasi.</p> <p>Kegiatan pembelajaran diselaraskan dan atau dapat mengikuti tahapan sebagai berikut:</p> <ul style="list-style-type: none"> <li>✓ Membaca dan mencermati teks-teks pendek dan sederhana tentang beberapa kejadian, kegiatan yang terjadi di masa lampau</li> <li>✓ Melengkapi kalimat dengan jawaban berupa ungkapan-ungkapan yang diambil teks, dengan ejaan dan tanda baca yang benar</li> <li>✓ Bertanya jawab tentang kegiatan/peristiwa di waktu lampau yang mereka dan anggota keluarga atau temannya alami</li> <li>✓ Mengumpulkan informasi tentang beberapa peristiwa atau kegiatan di waktu lampau untuk membuat teks-teks pendek dan sederhana</li> <li>✓ Saling mempresentasikan, menyimak dan bertanya</li> </ul>	<p>✓ Produk</p> <p><b>Sikap:</b> Observasi</p>		<p>edisi revisi 2022</p> <p>Kamus Bahasa Inggris</p> <p>Internet</p>
--	--	--	---	--	--	--	--	--

		3.10.5 Menyebutkan teks lisan dan tulis memberi dan meminta informasi terkait kejadian yang dilakukan/terjadi, rutin maupun tidak rutin, atau menjadi kebenaran umum di waktu lampau			jawab tentang teks masing-masing dengan teman-temannya, secara lisan, dengan ucapan dan tekanan kata yang benar ✓ Melakukan refleksi tentang proses dan hasil belajarnya			
4.1 0	Menyusun teks interaksi transaksional lisan dan tulis sangat pendek dan sederhana yang melibatkan tindakan memberi dan meminta informasi terkait keadaan/ tindakan/kegiatan/ kejadian yang dilakukan/terjadi, rutin maupun tidak rutin, atau menjadi kebenaran umum di waktu lampau, dengan memperhatikan fungsi sosial, struktur teks, dan unsur kebahasaan yang	4.10.1 Menulis teks interaksi transaksional lisan dan tulis sangat pendek dan sederhana yang melibatkan tindakan memberi dan meminta informasi terkait keadaan/ tindakan/kegiatan/ kejadian yang dilakukan/terjadi, rutin maupun tidak rutin, atau menjadi kebenaran umum di waktu lampau, dengan memperhatikan fungsi sosial, struktur teks, dan unsur kebahasaan yang benar dan sesuai konteks.						

	benar dan sesuai konteks							

Makassar, 25 Juli 2023

Mengetahui,  
Ka. UPT SPF SMPN 45 Makassar

Hj. Hamriah, S.Pd., M.Pd  
NIP. 19700705 1994 1 2001

Guru Mata Pelajaran

Adriana Saleh, S.Pd

**RENCANA PELAKSANAAN PEMBELAJARAN  
(RPP-1)**

<b>Sekolah</b>	: UPT SPF SMP Negeri 45 Makassar	
<b>Mata Pelajaran</b>	: Bahasa Inggris	
<b>Kelas / Semester</b>	: VIII / Genap	
<b>Alokasi Waktu</b>	: 2 x 40 Menit	
<b>Tujuan Pembelajaran:</b> Melalui pendekatan saintifik peserta didik dapat Menerapkan fungsi sosial, struktur teks, dan unsur kebahasaan teks interaksi transaksional lisan dan tulis yang melibatkan tindakan memberi dan meminta informasi terkait keadaan/tindakan/kegiatan/kejadian yang sedang dilakukan/ berlangsung saat diucapkan, sesuai dengan konteks penggunaannya. (Perhatikan unsur kebahasaan present continuous tense. juga terampil dalam mengikuti secara disiplin dan percaya diri selama proses pembelajaran serta mampu bekerjasama dengan baik dalam kelompok.	KOMPETENSI DASAR	KOMPETENSI DASAR
	3.8. Menerapkan fungsi sosial, struktur teks, dan unsur kebahasaan teks interaksi transaksional lisan dan tulis yang melibatkan tindakan memberi dan meminta informasi terkait keadaan/tindakan/kegiatan/kejadian yang sedang dilakukan/ berlangsung saat diucapkan, sesuai dengan konteks penggunaannya. (Perhatikan unsur kebahasaan present continuous tense)	4.8. Menyusun teks interaksi transaksional lisan dan tulis sangat pendek dan sederhana yang melibatkan tindakan memberi dan meminta informasi terkait keadaan/tindakan/kegiatan/kejadian yang sedang dilakukan/ berlangsung saat diucapkan, dengan memperhatikan fungsi sosial, struktur teks, dan unsur kebahasaan yang benar dan sesuai konteks
	IPK	IPK
	3.8.1. Mengidentifikasi fungsi social dan unsur kebahasaan dari ungkapan menyatakan dan menanyakan tentang tindakan/kejadian yang sedang dilakukan/ berlangsung saat ini, sesuai dengan konteks penggunaannya	4.8.1. Memahami teks lisan dan tulis yang menyatakan dan menanyakan tentang tindakan/ kejadian yang sedang dilakukan/ berlangsung saat ini, dengan bahasa Inggris yang berterima
<b>Materi Pembelajaran</b>	: Chapter VIII- What are you doing ?	
<b>PENDEKATAN, MODEL DAN METODE PEMBELAJARAN :</b> 1. Pendekatan : <b>Saintifik</b>	<b>Kegiatan Pembelajaran :</b> <b>Kegiatan Pendahuluan (10 Menit) :</b> <ul style="list-style-type: none"> <li>✚ Mengucapkan salam dan tegur sapa.</li> <li>✚ Berdoa, menyiapkan suasana belajar yang bersih dan nyaman, mengecek kehadiran peserta didik.</li> </ul>	

<p>2. <b>Model : Discovery Learning</b></p> <p>3. <b>Metode : Diskusi</b></p> <p><b>MEDIA, ALAT/ BAHAN DAN SUMBER BELAJAR:</b></p> <p>1. <b>Media :</b></p> <ul style="list-style-type: none"> <li>➤ <b>Video/dialog terkait materi.</b></li> </ul> <p>2. <b>Alat/ Bahan :</b></p> <ul style="list-style-type: none"> <li>➤ <b>Penggaris,</b></li> <li>➤ <b>spidol,</b></li> <li>➤ <b>papan tulis,</b></li> <li>➤ <b>Laptop.</b></li> <li>➤ <b>infocus,</b></li> <li>➤ <b>Presentasi slide (ppt)</b></li> </ul> <p>3. <b>Sumber Belajar</b></p> <ul style="list-style-type: none"> <li>➤ <b>Buku Guru dan Buku Siswa Kelas VIII Bahasa Inggris, English For Nusantara, Kementerian Pendidikan dan Kebudayaan, Jakarta : 2022</b></li> <li>➤ <b>Kamus</b></li> <li>➤ <b>Youtube</b></li> </ul>	<ul style="list-style-type: none"> <li>✚ Memberikan motivasi kepada peserta didik agar lebih giat belajar dan semangat mengikuti proses pembelajaran.</li> <li>✚ Melakukan apersepsi dengan mengajukan pertanyaan tentang kegiatan yang sedang dilakukan oleh beberapa peserta didik di dalam kelas.</li> <li>✚ Menyampaikan tujuan pembelajaran.</li> </ul> <p><b>Kegiatan Inti (60 Menit):</b></p> <p><b>Mengamati</b></p> <ul style="list-style-type: none"> <li>✚ Peserta didik membaca dialog singkat berkaitan tentang kegiatan yang sedang dilakukan</li> <li>✚ Peserta didik mengamati pola kalimat dan struktur kalimat yang digunakan dalam dialog tersebut</li> </ul> <p><b>Menanya</b></p> <ul style="list-style-type: none"> <li>✚ Dengan bimbingan guru peserta didik merumuskan pertanyaan terkait dengan isi, fungsi sosial, dan struktur teks, serta unsur kebahasaan dalam teks yang telah dibaca.</li> <li>✚ Dengan bimbingan guru peserta didik merumuskan pertanyaan tentang bagaimana pola kalimat dan struktur bahasa yang digunakan dalam dialog yang dibaca.</li> <li>✚ Dengan bimbingan guru peserta didik merumuskan pertanyaan tentang bagaimana menyusun kalimat yang menyatakan sedang melakukan suatu kegiatan.</li> </ul> <p><b>Mengeksplorasi</b></p> <ul style="list-style-type: none"> <li>✚ Secara individu peserta didik membuat pertanyaan untuk menanyakan kegiatan yang sedang dilakukan temannya.</li> <li>✚ Secara individu peserta didik membuat kalimat tentang apa yang sedang dia lakukan.</li> <li>✚ Secara berpasangan peserta didik bertukar pertanyaan dengan teman sebangku tentang apa yang sedang dilakukan</li> </ul> <p><b>Mengasosiasi</b></p> <ul style="list-style-type: none"> <li>✚ Secara berpasangan peserta didik mengembangkan satu pertanyaan yang telah dibuat menjadi dialog panjang bersama pasangan</li> </ul> <p><b>Mengomunikasikan</b></p> <ul style="list-style-type: none"> <li>✚ Secara acak guru memilih beberapa peserta didik untuk mempraktekan dialog yang telah dibuat secara bergantian.</li> <li>✚ Guru memperhatikan dan mengoreksi praktek yang dilakukan oleh peserta didik.</li> </ul> <p><b>Kegiatan Penutup (10 Menit) :</b></p> <ul style="list-style-type: none"> <li>✚ Guru bersama peserta didik membuat rangkuman/simpulan pelajaran</li> </ul>
---	---

	<p>tentang point-point penting yang muncul dalam kegiatan pembelajaran yang baru dilakukan.</p> <ul style="list-style-type: none"> <li>✚ Melakukan refleksi terhadap kegiatan yang sudah dilaksanakan</li> <li>✚ Guru memberikan penguatan terhadap materi yang sudah dipelajari dengan memberikan penugasan dan menyampaikan rencana pembelajaran selanjutnya, serta diakhiri salam penutup.</li> </ul>
<p><b>Penilaian</b>  <b>* Bentuk:</b></p> <ul style="list-style-type: none"> <li>☉ Sikap : Observasi langsung saat proses pembelajaran (Jurnal)</li> <li>☉ Pengetahuan : Tes Berbicara</li> <li>☉ Keterampilan : Praktik (Vocabulary)</li> </ul>	

Makassar, 25 juli 2023

Mengetahui,  
Ka. UPT SPF SMPN 45 Makassar



Guru Bid. studi

**Hj. Hamriah, S.Pd., M.Pd**  
**NIP. 19700705 1994 1 2001**

**Adriana Saleh, S.Pd**



**RENCANA PELAKSANAAN PEMBELAJARAN  
(RPP-2)**

<b>Sekolah</b>	: UPT SPF SMP Negeri 45 Makassar		
<b>Mata Pelajaran</b>	: Bahasa Inggris		
<b>Kelas / Semester</b>	: VIII / Genap		
<b>Alokasi Waktu</b>	: 2 x 40 Menit		
<b>Tujuan Pembelajaran:</b> Melalui pendekatan saintifik peserta didik dapat Menerapkan fungsi sosial, struktur teks, dan unsur kebahasaan teks interaksi transaksional lisan dan tulis yang melibatkan tindakan memberi dan meminta informasi terkait keadaan/tindakan/ kegiatan/kejadian yang sedang dilakukan/ berlangsung saat diucapkan, sesuai dengan konteks penggunaannya. (Perhatikan unsur kebahasaan present continuous tense. juga terampil dalam mengikuti secara disiplin dan percaya diri selama proses pembelajaran serta mampu bekerjasama dengan baik dalam kelompok.	<b>KOMPETENSI DASAR</b>	<b>KOMPETENSI DASAR</b>	
	3.8. Menerapkan fungsi sosial, struktur teks, dan unsur kebahasaan teks interaksi transaksional lisan dan tulis yang melibatkan tindakan memberi dan meminta informasi terkait keadaan/tindakan/ kegiatan/kejadian yang sedang dilakukan/ berlangsung saat diucapkan, sesuai dengan konteks penggunaannya. (Perhatikan unsur kebahasaan present continuous tense)	4.8. Menyusun teks interaksi transaksional lisan dan tulis sangat pendek dan sederhana yang melibatkan tindakan memberi dan meminta informasi terkait keadaan/tindakan/kegiatan/kejadian yang sedang dilakukan/ berlangsung saat diucapkan, dengan memperhatikan fungsi sosial, struktur teks, dan unsur kebahasaan yang benar dan sesuai konteks	
	<b>IPK</b>	<b>IPK</b>	
	3.8.2. Menyebutkan ungkapan menyatakan dan menanyakan tentang tindakan/kejadian yang sedang dilakukan/ berlangsung saat ini, sesuai dengan konteks penggunaannya.	4.8.2. Menyatakan teks lisan dan tulis yang menyatakan dan menanyakan tentang tindakan/ kejadian yang sedang dilakukan/ berlangsung saat ini, dengan bahasa Inggris yang berterima	
<b>Materi Pembelajaran</b>	: Chapter VIII- What are you doing ?		
<b>PENDEKATAN, MODEL DAN METODE PEMBELAJARAN :</b>	<b>Kegiatan Pembelajaran :</b> <b>Kegiatan Pendahuluan (10 Menit) :</b>  Mengucapkan salam dan tegur sapa.  Berdoa, menyiapkan suasana belajar yang bersih dan nyaman,		

<p>4. Pendekatan : <b>Saintifik</b></p> <p>5. Model : <b>Discovery Learning</b></p> <p>6. Metode : <b>Diskusi</b></p> <p><b>MEDIA, ALAT/ BAHAN DAN SUMBER BELAJAR:</b></p> <p>4. Media : ➤ <b>Video/dialog terkait materi</b></p> <p>5. Alat/ Bahan : ➤ <b>Penggaris,</b> ➤ <b>spidol,</b> ➤ <b>papan tulis,</b> ➤ <b>Laptop.</b> ➤ <b>infocus,</b> ➤ <b>Presentasi slide (ppt)</b></p> <p>6. Sumber Belajar ➤ <b>Buku Guru dan Buku Siswa Kelas VIII Bahasa Inggris, <i>English For Nusantara</i>, Kementerian Pendidikan dan Kebudayaan, Jakarta : 2022</b></p> <p>➤ <b>Kamus</b></p> <p>➤ <b>Youtube</b></p>	<p>mengecek kehadiran peserta didik.</p> <ul style="list-style-type: none"> <li>➤ Memberikan motivasi kepada peserta didik agar lebih giat belajar dan semangat mengikuti proses pembelajaran.</li> <li>➤ Melakukan apersepsi dengan mengajukan pertanyaan tentang kegiatan yang sedang dilakukan oleh beberapa peserta didik di dalam kelas.</li> <li>➤ Menyampaikan tujuan pembelajaran.</li> </ul> <p><b>Kegiatan Inti (60 Menit):</b></p> <p><i>Mengamati</i></p> <ul style="list-style-type: none"> <li>➤ Peserta didik membaca dialog singkat berkaitan tentang kegiatan yang tidak sedang dilakukan, dialog yang menggunakan yes no-question yang bertanya tentang yang sedang dilakukan, menanyakan alasan tentang kegiatan yang dilakukan.</li> <li>➤ Peserta didik mengamati pola kalimat dan struktur kalimat yang digunakan dalam dialog tersebut.</li> </ul> <p><i>Menanya</i></p> <ul style="list-style-type: none"> <li>➤ Dengan bimbingan guru peserta didik merumuskan pertanyaan terkait dengan isi, fungsi sosial, dan struktur teks, serta unsur kebahasaan dalam teks yang telah dibaca.</li> <li>➤ Dengan bimbingan guru merumuskan pertanyaan tentang bagaimana pola kalimat dan struktur bahasa yang digunakan dalam dialog yang dibaca.</li> <li>➤ Dengan bimbingan guru peserta didik merumuskan pertanyaan tentang bagaimana menyusun kalimat yang menyatakan sedang melakukan suatu kegiatan.</li> </ul> <p><i>Mengeksplorasi</i></p> <ul style="list-style-type: none"> <li>➤ Secara individu peserta didik merubah kalimat positif dari ungkapan yang menunjukkan kegiatan yang sedang dilakukan yang dibuat di pelajaran sebelumnya menjadi kalimat negative dan yes no question.</li> <li>➤ Secara individu peserta didik membuat alasan tentang kegiatan yang dilakukan.</li> </ul> <p><i>Mengasosiasi</i></p> <ul style="list-style-type: none"> <li>➤ Secara berpasangan peserta didik mengembangkan satu pertanyaan yang telah dibuat menjadi dialog panjang bersama.</li> </ul> <p><i>Mengomunikasikan</i></p> <ul style="list-style-type: none"> <li>➤ Peserta didik saling bertukar saling bertukar pekerjaan dengan temannya dan mengoreksi pekerjaan teman berdasarkan pengetahuan mereka.</li> <li>➤ Guru siap menerima dan membantu peserta didik yang mengalami</li> </ul>
---	--

	<p>kesulitan dalam mengoreksi pekerjaan teman.</p> <p><b>Kegiatan Penutup (10 Menit) :</b></p> <ul style="list-style-type: none"> <li>✚ Guru bersama peserta didik membuat rangkuman/simpulan pelajaran tentang point-point penting yang muncul dalam kegiatan pembelajaran yang baru dilakukan.</li> <li>✚ Melakukan refleksi terhadap kegiatan yang sudah dilaksanakan</li> <li>✚ Guru memberikan penguatan terhadap materi yang sudah dipelajari dengan memberikan penugasan dan menyampaikan rencana pembelajaran selanjutnya, serta diakhiri salam penutup.</li> </ul>
<p><b>Penilaian</b></p> <p>* <b>Bentuk:</b></p> <ul style="list-style-type: none"> <li>☉ Sikap : Observasi langsung saat proses pembelajaran (Jurnal)</li> <li>☉ Pengetahuan : Tes Berbicara</li> <li>☉ Keterampilan : Praktik (Vocabulary)</li> </ul>	

Mengetahui,  
Ka. UPT SPF SMPN 45 Makassar

**Hj. Hamriah, S.Pd., M.Pd**  
**NIP. 19700705 1994 1 2001**

Makassar, 25 Juli 2023

Guru Bid. studi

**Adriana Saleh, S.Pd**

## ATTACHMENT 2.

### Assessment of Learning Outcomes

#### Assessment Test (Pre-Test dan Post-Test)

### TEST

1. Mention 10 the parts, tools and objects that are around your house.
2. Describe 10 (parts of the house, tools and objects around the house).

Vocabulary	Jika hanya </> 10 (Benda, Alat, Bagian)	81-100
	Jika hanya <8 (Benda, Alat, Bagian)	61-80
	Jika hanya <6 (Benda, Alat, Bagian)	41-60
	Jika hanya <4 (Benda, Alat, Bagian)	21-40
	Jika hanya <2 (Benda, Alat, Bagian)	1-20
	Jika tidak ada (Benda, Alat, Bagian)	0

### 2. Scoring guidelines

Student grades

$$= \frac{\text{Total Score Obtained}}{\text{Maximum Score}} \times 100$$

### ATTACHMENT 3.

#### Treatment

#### BEDROOM

##### 1. Bed



##### 2. Cupboard



##### 3. Blanket



##### 4. Pillow



Example :

I sleep at night on the **bed** alone

I take my clothes from the **cupboard**

Dialog :

Nico: Dad, can I do some decorations for my room?

Dad: Of course you can, Nico. What kind of decoration do you want to do?

Nico: I want to move my mattress and the cupboard.

Dad: Doesn't this mean that the study table and chairs in the room also have to be moved?

Nico: Ah, you're right, dad. Do you want to help me?

Dad: Okay, I will help you. How about we do it on the weekend, when dad's off?

Nico: All right, dad. Thank you.

#### Ruang Tamu

##### 1. Sofa



##### 2. Tv ruang tamu



##### 3. Lampu



##### 4. Jendela



**Example:**

What are you currently watching on TV?

Who usually sits on the sofa in your living room?

**DIALOG 1 :**

John: Your living room looks great, Sarah. Where did you get that stylish sofa?

Sarah: Thanks, John! I got the sofa from a furniture store downtown. It was on sale last month. Do you like the color?

John: Yeah, the color is fantastic. And where did you find that interesting artwork on the wall?

Sarah: I found that painting at a local art gallery. It's by a talented artist from our city.

John: It's a captivating piece. How about that bookshelf over there? Where did you get it?

Sarah: I bought the bookshelf online. It was quite affordable, and I assembled it myself.

John: You did a great job with it. What inspired the overall design of this room?

Sarah: I wanted a modern yet cozy feel, so I went for a mix of contemporary and rustic elements. (pauses) Does it come across that way to you?

John: Absolutely, the blend works well. Lastly, where did you find those comfy-looking throw pillows on the couch?

Sarah: I actually made those pillows as a DIY project. (pauses) It was a fun weekend craft.

John: You're quite talented! The living room looks fantastic, Sarah.

**Dapur****1. Kompor gas****2. Wastafel****3. Alat masak****4. Kulkas**

When was the last time you cleaned the refrigerator?

What kind of material is the sink made of?

## **DIALOG 2:**

Emma: Your kitchen is so organized, Anna. Where did you get those sleek countertops?

Anna: Thanks, Emma! I had these countertops installed last year. I found them at a local home improvement store. Do you like the color?

Emma: Yes, they look great. And where did you find those charming mason jar lights hanging over the island?

Anna: I actually made those pendant lights myself. It was a fun DIY project. They give a warm glow to the kitchen, don't they?

Emma: They do! How about that lovely backsplash behind the stove? Where did you get the tiles?

Anna: I got those tiles from a tile showroom downtown. I wanted something unique, and I think it adds a nice touch to the kitchen.

Emma: It's definitely unique. What inspired the overall design of your kitchen?

Anna: I aimed for a mix of modern and farmhouse styles. I wanted a practical yet inviting space for cooking and gatherings. Does it give off that vibe?

Emma: Absolutely, it's a perfect blend. Lastly, where did you find that vintage-looking coffee maker on the counter?

Anna: That coffee maker was actually a gift from my grandmother. It's been in our family for years. It adds a bit of nostalgia to the kitchen.

Emma: That's a special touch. Your kitchen is wonderful, Anna.

## Kamar mandi

1. Bak Air



2. Wc duduk



3. Shower air



4. Gantungan handuk



Example:

Why do you prefer taking baths in the bathtub instead of showers?

How do you maintain and keep the toilet bowl clean?

### DIALOG 3 :

Linda: Your bathroom looks very clean, Sarah. Where did you get this beautiful sink?

Sarah: Thank you, Linda! We got this sink from the nearest home improvement store. How do you like the design?

Linda: Yes, the design is great. And where did you get that elegant wall-mounted mirror with lights?

Sarah: We actually had this mirror custom-made by a local carpenter. I love the lighting; it gives a spa-like ambiance to the bathroom.

Linda: It's truly elegant. How about the floor tiles? Where did they come from?

Sarah: We chose these floor tiles from a large hardware store in town. We wanted something easy to clean and durable.



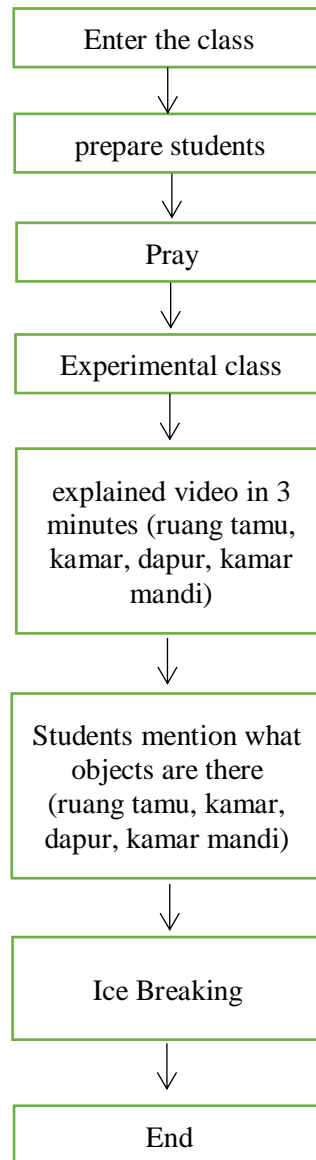
Linda: That's smart. How do you keep your bathroom so tidy all the time?

Sarah: I try to clean it every day and make sure everything goes back to its place. But it can be challenging with messy kids around.

Linda: I can imagine that. What's your favorite thing about this bathroom?

Sarah: Hmm, I absolutely love this deep bathtub. It's so relaxing to soak in here after a long day.

Linda: Sounds amazing. Your bathroom is really nice, Sarah.

**ATTACHMENT 4.****work scheme**

## ATTACHMENT 5.

### Descriptive Statistics Frequencies

#### Experimentall class

##### VOCABULARY pre-test

	Frequency	Percent	Valid Percent	Cumulative Percent
Valid POOR	1	5.0	5.0	5.0
POOR	7	35.0	35.0	40.0
POOR	2	10.0	10.0	50.0
POOR	6	30.0	30.0	80.0
Valid FAIR	1	5.0	5.0	85.0
GOOD	2	10.0	10.0	95.0
GOOD	1	5.0	5.0	100.0
Total	20	100.0	100.0	

##### VOCABULARY post-test

	Frequency	Percent	Valid Percent	Cumulative Percent
Valid FAIR	4	20.0	20.0	20.0
FAIR	1	5.0	5.0	25.0
GOOD	9	45.0	45.0	70.0
Valid GOOD	2	10.0	10.0	80.0
EXCELLENT	3	15.0	15.0	95.0
EXCELLENT	1	5.0	5.0	100.0
Total	20	100.0	100.0	

**t-value test in Experimental Class****Paired Samples Statistics**

		Mean	N	Std. Deviation	Std. Error Mean
Pair 1	PRETEST	24.1875	20	14.43983	1.61442
	POSTTES	47.0625	20	19.26980	2.15443

**Paired Samples Correlations**

		N	Correlation	Sig.
Pair 1	PRETEST & POSTTES	20	.404	.000

**Paired Samples Test**

		Paired Differences				t	df	Sig. (2-tailed)	
		Mean	Std. Deviation	Std. Error Mean	95% Confidence Interval of the Difference				
					Lower				Upper
Pair 1	PRETEST - POSTTES	-22.87500	18.83934	2.10630	-27.06749	-18.68251	-10.860	79	.000

**Paired Samples Test**

		Paired Differences				t	df	Sig. (2-tailed)	
		Mean	Std. Deviation	Std. Error Mean	95% Confidence Interval of the Difference				
					Lower				Upper
Pair 1	PRETEST - POSTTEST	-33.875	23.126	2.586	-39.021	-28.729	-13.102	79	.000

## Normality test Experimental Class and Control Class

### Experimental Class

#### One-Sample Kolmogorov-Smirnov Test

		Unstandardized Residual
N		20
Normal Parameters <sup>a,b</sup>	Mean	.0000000
	Std. Deviation	17.62592403
	Absolute	.132
Most Extreme Differences	Positive	.132
	Negative	-.094
Kolmogorov-Smirnov Z		1.184
Asymp. Sig. (2-tailed)		.121

a. Test distribution is Normal.

b. Calculated from data.

## ATTACHMENT 6.

## Score pre test and post test

## PRE TEST

No URUT	NOMOR INDUK		NAMA PESERTA DIDIK	JK	NILAI				TOTAL
	Sekolah	Nasional			Grammar	Vocabulary	Pronunciation	Pronunciation	
1	452022001	104269343	Adrian Alamsyah	L					
2	452022002	127318381	Amelia	p	10	5	10	20	45
3	452022003	91266209	Amelia Ramadani	p	20	20	10	30	80
4	452022004	94243937	Anugerah Nur Aqilah	P	40	20	10	30	10
5	452022005	118400100	Chaya Putri Kirani	P					
6	452022006	164875639	Fakhira Zalzahbila Putri	P					
7	452022007	106162620	Humairah	P	30	20	40	30	120
8	452022008	92649904	Ilham Arif	L	20	20	10	10	60
9	452022009	98133253	Kasmawati	P					
10	452022010	104339362	Maulani Dzulghiah Putri	P	50	40	30	20	120
11	452022011	106036622	Maureen Zevanya Quinn	P	60	50	30	20	160
12	452022012	109461028	Michael Angelo Revand Pau	P					
13	452022013	109094751	Muh Rafli Husrin	L	40	20	10	30	100
14	452022014	108087352	Muh Rifal	L	40	10	50	30	130
15	452022015	81300545	Muh. Afgan Alfachri. S	L					
16	452022016	93633611	Muh. Fauzan	L	10	30	0	20	70
17	452022017	94740214	Muh. Nur Saputra	L					

18	452022018	102525766	Muh. Ridwan Tawakkal	L	30	10	10	20	70
19	452022019	102525766	Muhammad Haikal	L	40	10	30	30	110
20	452022020	16170122	Muhammad Zakhy Sarabiti	L	20	10	10	10	50
21	452022021	95373721	Mutiara	p	30	50	10	10	100
22	452022022	106926815	Natalia	P	40	10	10	20	80
23	452022023	93255221	Nur Salsabila Putriani B	P	50	60	50	40	200
24	452022024	103557871	Nur Sapa	p	30	25	10	20	75
25	452022025	101939854	Putri Aulia	L	20	15	0	30	75
26	452022026	108058698	Rahmawati	P	10	10	70	20	110
27	452022027	102176247	Reski Awal Putra	P	20	20	10	30	80
28	452022028	3090358614	Sefitra Pratiwi	p					
29	452022029	109678712	Siti Qamariah Keysafany Ab	P	40	20	20	10	90
30	452022030	107702755	Wulan Suci Rahmadhani	P					
31	452022031	97692350	Muh. Ariel Putra	L					
32	452022032	94668119	Gabriel Saputra Yizriel	L					

## POST TEST

No URUT	NOMOR INDUK		NAMA PESERTA DIDIK	JK	NILAI				TOTAL
	Sekolah	Nasional			Grammar	Vocabulary	Pronunciation	Pronunciation	
1	452022001	104269343	Adrian Alamsyah	L					
2	452022002	127318381	Amelia	p	50	60	30	50	190
3	452022003	91266209	Amelia Ramadani	p	70	90	50	60	270
4	452022004	94243937	Anugerah Nur Aqilah	P	100	100	100	100	400
5	452022005	118400100	Chaya Putri Kirani	P					
6	452022006	164875639	Fakhira Zalzahbila Putri	P					
7	452022007	106162620	Humairah	P	30	80	20	20	150
8	452022008	92649904	Ilham Arif	L	30	70	10	20	130
9	452022009	98133253	Kasmawati	P					
10	452022010	104339362	Maulani Dzulgiah Putri	P	70	90	40	20	180
11	452022011	106036622	Maureen Zevanya Quinn	P	10	60	10	10	90
12	452022012	109461028	Michael Angelo Revand Pau	P					
13	452022013	109094751	Muh Rafli Husrin	L	60	80	40	60	240
14	452022014	108087352	Muh Rifal	L	90	90	90	20	290
15	452022015	81300545	Muh. Afgan Alfachri. S	L					
16	452022016	93633611	Muh. Fauzan	L	60	80	20	60	210
17	452022017	94740214	Muh. Nur Saputra	L					
18	452022018	102525766	Muh. Ridwan Tawakkal	L	50	90	30	20	190
19	452022019	102525766	Muhammad Haikal	L	80	90	80	80	330
20	452022020	16170122	Muhammad Zakhy Sarabiti	L	80	90	40	70	280



21	452022021	95373721	Mutiara	p	60	90	30	60	240
22	452022022	106926815	Natalia	P	30	90	20	60	200
23	452022023	93255221	Nur Salsabila Putriani B	P	60	90	20	20	190
24	452022024	103557871	Nur Sapa	p	50	80	40	50	220
25	452022025	101939854	Putri Aulia	L	40	85	50	65	240
26	452022026	108058698	Rahmawati	P	60	90	75	75	300
27	452022027	102176247	Reski Awal Putra	P	70	80	60	75	285
28	452022028	3090358614	Sefitra Pratiwi	p					
29	452022029	109678712	Siti Qamariah Keysafany Ab	P	65	75	80	80	300
30	452022030	107702755	Wulan Suci Rahmadhani	P					
31	452022031	97692350	Muh. Ariel Putra	L					
32	452022032	94668119	Gabriel Saputra Yizriel	L					

## PENGESAHAN SKRIPSI

Skripsi berjudul "USING ANIMATION PICTURES TO IMPROVE THE STUDENTS' VOCABULARY AT THE EIGHTH GRADE OF SMPN NEGERI 45 MAKASSAR.", yang disusun oleh Abdul Rachman, NIM 20400117063, mahasiswa Jurusan Pendidikan Bahasa Inggris Fakultas Tarbiyah dan Keguruan UIN Alauddin Makassar, telah diuji dan dipertahankan dalam sidang munaqasyah yang diselenggarakan pada hari Rabu, tanggal 28 Februari 2024 M. bertepatan dengan tanggal 18 Syaban 1445 H, dinyatakan telah dapat diterima sebagai salah satu syarat untuk memperoleh gelar Sarjana dalam Ilmu Pendidikan, Jurusan Pendidikan Bahasa Inggris dengan beberapa perbaikan.

Gowa, 02 Februari 2024 M.  
21 Rajab 1445 H.


### DEWAN PENGUJI:

Nomor SK Munaqasyah: ..... R.72 TAHUN 2024

Ketua Sidang	: Dr. Sitti Nurpahmi, S.Pd., M.Pd.	(.....)
Sekretaris Sidang	: Nur Aliyah Nur, M.Pd.	(.....)
Penguji I	: Dr. Serliah Nur, M.Hum., M.Ed.	(.....)
Penguji II	: Muhammad Syahrudin Nawir, M.Hum.	(.....)
Pembimbing I	: Muhammad Nur Akbar Rasyid, S.Pd.I., M.Pd., M.Ed., Ph.D.	(.....)
Pembimbing II	: Multazam Abubakar, M.Hum.	(.....)

Diketahui oleh:

Dekan Fakultas Tarbiyah dan Keguruan  
UIN Alauddin Makassar,

  
Dr. H. Achruh, M.Pd.I  
NIP. 196609081994031002