

**STUDENTS' PERCEPTION TOWARDS THE DIFFICULTY OF  
GRAMMATICAL FEATURES AT UIN ALAUDDIN MAKASSAR**



**A Thesis**

Submitted in Partial Fulfillment of the Requirements for the Degree of *Sarjana Pendidikan* (S.Pd) of English Education Department of Tarbiyah and Teacher Training Faculty of Universitas Islam Negeri Alauddin Makassar

By

**ELMAYANA**

Reg. Number: 20400118046

**ENGLISH EDUCATION DEPARTMENT  
TARBIYAH AND TEACHER TRAINING FACULTY  
UNIVERSITAS ISLAM NEGERI ALAUDDIN MAKASSAR  
2024**

## STATEMENT OF THESIS ORIGINALITY

Mahasiswa yang bertanda tangan di bawah ini:

Nama : Elmayana  
NIM : 20400118046  
Tempat, Tanggal Lahir : Bulukumba, 04 Agustus 1998  
Jur/Prodi/Konsentrasi : Pendidikan Bahasa Inggris  
Alamat : Samata  
Judul : *Students' Perception towards the  
Difficulty of Grammatical Features at UIN  
Alauddin Makassar*

Menyatakan bahwa skripsi ini benar adalah hasil karya penulis sendiri. Jika dikemudian terbukti bahwa ia merupakan duplikat, tiruan, atau dibuat oleh orang lain sebagian atau seluruhnya, maka skripsi dan gelar yang diperoleh karenanya dinyatakan batal demi hukum.



Gowa, 4 Agustus 2024  
Penyusun,

A handwritten signature in black ink, appearing to be 'Elmayana', written over a horizontal line.

**Elmayana**  
Reg Number. 20400118046

## APPROVAL

### PENGESAHAN SKRIPSI

Skripsi berjudul "Students' Perception towards The Difficulty of Grammatical Features at UIN Alauddin Makassar", yang disusun oleh saudara Elmayana NIM: 20400118046, mahasiswi Program Studi Pendidikan Bahasa Inggris Fakultas Tarbiyah dan Keguruan UIN Alauddin Makassar, telah diuji dan dipertahankan dalam sidang Ujian Skripsi (Munaqasyah) yang diselenggarakan pada hari Selasa, tanggal 20 Agustus 2024 M bertepatan dengan tanggal 15 Safar 1446 H, dinyatakan telah dapat diterima sebagai salah satu syarat untuk memperoleh gelar Sarjana Pendidikan pada Jurusan Pendidikan Bahasa Inggris dengan beberapa perbaikan.

Gowa, 28 Agustus 2024

#### DEWAN PENGUJI: Nomor SK 3636 Tahun 2024

Ketua Sidang : Dr. Sitti Nurpahmi, S.Pd., M.Pd. (.....)

Sekretaris Sidang : Dr. Azizul Hakim M.Pd.I. (.....)

#### DEWAN PENGUJI:


1. Dr. Sitti Nurpahmi, S.Pd., M.Pd. (.....)

2. Multazam Abubakar, M.Hum. (.....)

3. Nur Aliyah Nur, M.Pd. (.....)

4. Indah Fadhiyah Rahman, S.Pd.I., M.Hum. (.....)

Disahkan oleh:  
Dekan FTK UIN Alauddin Makassar,

  
Dr. H. Andi Achruh, M.Pd.I.  
NIP.196609081994031002

## ACKNOWLEDGEMENT



Alhamdulillah Wasyukurillah. In the name of Allah *Subhanahu Wata'ala*, the merciful, the highest gratitude to God, who has given the researcher blessing and opportunity to finish her thesis, there is no exact word to explain her thankfulness to Allah *Subhanahu Wata'ala*. *Salawat* and *Salam* are always delivered to the prophet Muhammad *Sallallahu 'Alaihi wa Sallam*, peace upon him. May Allah *Subhanahu Wata'ala* put his family and followers in the highest paradise, Aamiin.

The researcher expresses a limitless thankful to her beloved parents **Patahuddin** and **Sahlang** for endless support, love and affection that have given to her. Also, sincere gratitude to the researcher's siblings, **Aldi** and **Rinaldi**, for their kindness, emotional support, encouragement, and love for the researcher. In finishing this thesis, the researcher was helped by people around her, and for that, the researcher is very grateful for all the support and encouragement.

Moreover, the researcher would like to give her deepest gratitude and appreciation to:

1. **Prof. Hamdan Juhannis, M.A. Ph.D.**, the Rector of Universitas Islam Negeri Alauddin Makassar and all his vices.

2. **Dr. H. Andi Achruh AB. Passinringi, M.Pd.I.**, the Dean of Tarbiyah and Teacher Training Faculty of Universitas Islam Negeri Alauddin Makassar and all his vices.
3. **Dr. Sitti Nurpahmi, S.Pd., M.Pd.**, the Head of English Education Department of Tarbiyah and Teacher Training Faculty of Universitas Islam Negeri Alauddin Makassar.
4. **Nur Aliyah Nur, M.Pd.**, the Secretary of English Education Department, Tarbiyah and Teacher Training Faculty of Universitas Islam Negeri Alauddin Makassar.
5. **Muthi'ah, M.Pd.** as the first consultant and **Annisa Shofa Tsuraya, M.Pd.** as the second consultant. A sincerely limitless thanks for giving the researcher professional support, guidance, advice, knowledge, and available time.
6. **Dr. Sitti Nurpahmi, S.Pd., M.Pd.** as the first examiner and **Multazam Abubakar, M.Hum** as the second examiner. A sincerely limitless thanks for suggestion and guidance on improving this thesis.
7. All of the lecturers of Tarbiyah and Teacher Training Faculty of Universitas Islam Negeri Alauddin Makassar for the lessons, guidances, and motivations to the researcher.
8. All the administrative staff of Tarbiyah and Teacher Training Faculty at Universitas Islam Negeri Alauddin Makassar for their loyalty and excellent service.

9. With deep gratitude and love, I would like to express heartfelt thanks to **Syahrul** who has always support and help me. At every step of this journey, you have been my motivation and strength to keep moving forward. Thank you for your endless patience, understanding, and love.
10. The researcher best friends, **Sulastri Susiana Muhdajaf, Rapika Rahman, Sitti Juheria,** and **Widya Yunarsih** who have shared happiness, motivation and support.
11. All the students of **PBI 1.2** and **PBI 3.4 2018** who always help and motivate the researcher to be a good person.
12. All the research participants, the fourth-semester (batch 2021) students at EED of UIN Alauddin Makassar. Thank you very much for being cooperative in helping the researcher finish this thesis.
13. All people around the researcher's life who cannot be mentioned one by one by the researcher who have given much pray, advice, support and life lesson.

Gowa, 4 Agustus 2024  
**The Researcher**



**Elmayana**  
Reg Number: 20400118046

## TABLE OF CONTENT

COVER .....	i
STATEMENT OF THESIS ORIGINALITY .....	ii
APPROVAL .....	iii
ACKNOWLEDGEMENT .....	iv
TABLE OF CONTENTS.....	vii
LIST OF FIGURES .....	viix
LIST OF TABLES .....	x
LIST OF APPENDICES.....	xii
ABSTRACT .....	xiii
CHAPTER I INTRODUCTION	
A. Background .....	1
B. Research Question.....	4
C. Research Objective.....	4
D. Research Significances.....	4
E. Research Scope .....	5
F. Operational Definition of Terms.....	5
CHAPTER II REVIEW OF RELATED LITERATURE	
A. Reviews of Related Research Findings .....	7
B. Pertinent Ideas.....	9
C. Conceptual Framework.....	29
CHAPTER III RESEARCH METHODOLOGY	
A. Research Design .....	31
B. Research Subject .....	31
C. Research Instruments.....	33
D. Data Collecting Procedures.....	35
E. Data Analysis Techniques.....	36

CHAPTER IV FINDINGS AND DISCUSSIONS

A. Background Information .....37  
B. Grammatical Features.....38

CHAPTER V CONCLUSION AND SUGGESTION

A. Conclusion.....53  
B. Suggestion.....53  
C. Limitation.....54

BIBLIOGRAPHY .....55

APPENDICES.....59

CURRICULUM VITAE .....90



## LIST OF FIGURES

<b>Figure 1:</b> Conceptual Framework .....	29
<b>Figure 2:</b> Ranking of the Difficulty of the Grammatical Features .....	51

## LIST OF TABLES

<b>Table 2.1.</b> Categories of Noun.....	13
<b>Table 2.2.</b> Regular Verbs .....	13
<b>Table 2.3.</b> Irregular Verbs .....	13
<b>Table 2.4.</b> Category of Adjective .....	14
<b>Table 2.5.</b> Order of adjectives.....	15
<b>Table 2.6.</b> Category of Adverb .....	15
<b>Table 2.7.</b> Types of Conjunction .....	17
<b>Table 2.8.</b> Pronoun Type .....	18
<b>Table 2.9.</b> Category of Preposition .....	20
<b>Table 2.10.</b> Present Tense Type .....	21
<b>Table 2.11.</b> Past Tense Type .....	22
<b>Table 2.12.</b> Future Tense Type .....	23
<b>Table 2.13.</b> WH-Question.....	24
<b>Table 2.14.</b> Question Tag.....	25
<b>Table 2.15.</b> Kinds of Causative.....	25
<b>Table 2.16.</b> Gerund Function .....	26
<b>Table 2.17.</b> Infinitive Function.....	26
<b>Table 2.18.</b> Direct and Indirect Speech.....	27
<b>Table 2.19.</b> Degrees of Comparison .....	27
<b>Table 2.20.</b> Conditional Sentence .....	27
<b>Table 2.21.</b> Passive Voice .....	28

<b>Table 3.1.</b> Krejcie and Morgan Table .....	31
<b>Table 3.2.</b> Assessment Instrument Answer Scores .....	33
<b>Table 3.3.</b> Interval and Category .....	34
<b>Table 4.1.</b> Background Profiles of the 70 Students .....	35
<b>Table 4.2.</b> Level of Frequency in Learning Grammar .....	36
<b>Table 4.3.</b> Problem with Part of Speech .....	37
<b>Table 4.4.</b> Problem with Tenses .....	38
<b>Table 4.5.</b> Problem with Modals.....	39
<b>Table 4.6.</b> Problem with WH-Question.....	40
<b>Table 4.7.</b> Problem with Question Tag.....	41
<b>Table 4.8.</b> Problem with Causative .....	42
<b>Table 4.9.</b> Problem with Gerund .....	42
<b>Table 4.10.</b> Problem with Infinitive .....	43
<b>Table 4.11.</b> Problem with Direct & Indirect Speech .....	44
<b>Table 4.12.</b> Problem with Degrees of Comparison .....	45
<b>Table 4.13.</b> Problem with Conditional Sentence.....	47
<b>Table 4.14.</b> Problem with Passive Voice .....	48

## **LIST OF APPENDICES**

<b>APPENDIX 1: Questionnaire.....</b>	<b>60</b>
<b>APPENDIX 2: Background Information .....</b>	<b>64</b>
<b>APPENDIX 3: Students' Perception .....</b>	<b>73</b>

## ABSTRACT

**Researcher** : Elmayana  
**Reg. Number** : 20400118046  
**Department** : English Education  
**Faculty** : Tarbiyah and Teaching Training  
**Title** : *Students' Perception towards the Difficulty of Grammatical Features at UIN Alauddin Makassar*  
**Supervisor I** : Nur Aliyah Nur, M.Pd.  
**Supervisor II** : Indah Fadhilah Rahman, S.Pd.I., M.Hum.

---

This research investigates how students perceive the difficulty of various grammatical features in the English language. Furthermore, the grammatical features in this research are based on the Semester Learning Plan (RPS) for the grammar subject.

A quantitative approach was employed, utilizing survey research methodology with a sample of 70 students chosen through purposive sampling. The students' perceptions of twelve grammatical features were assessed using a Likert scale, ranging from "very easy" to "very difficult."

The results revealed diverse perceptions among students regarding the difficulty of these grammatical features, reflecting the complexity of language acquisition. Part of speech, modals, WH-Question, question tag, gerund, direct and indirect, degrees of comparison, and passive voice were perceived as not all difficult. Tenses, causative, infinitives, and conditional sentence were perceived as difficult. These findings underscore the importance of tailored teaching strategies and support to address students' varying perceptions of grammatical difficulty.

This research contributes to the field of language education by shedding light on students' perspectives on the difficulty of various grammatical features, filling a gap in research on grammatical difficulty from the learners' viewpoint. The insights gained from this study can guide educators in adapting their teaching methods to better support students in mastering English grammar, ultimately improving their proficiency in the language and facilitating effective communication in both academic and real-world contexts.

## **CHAPTER I**

### **INTRODUCTION**

#### ***A. Background***

Learning a foreign language is a lifelong process, and it is often considered to be a challenging experience for second and foreign-language learners (Devici, 2022). Furthermore, he stated that English is the most frequently taught language to second and foreign learners in the world. In fact, all aspects of language, including vocabulary and grammar, play vital roles in learning a language. Thus, in order to be fluent and accurate in a particular language, grammar cannot be neglected, even though vocabulary may play a more important role.

According to Zhang (2019), grammar and vocabulary form the infrastructure of the English language. Zhang (2019) stated, "It is a fact that grammar should be in the foreground of foreign language teaching because knowledge of grammar and vocabulary is the key to mastery of the English language." However, in the light of students' perceptions express that learning grammar is more difficult than learning vocabulary (Amelani, 2019). In addition, Dehgani et al. (2018) claimed that, in the EFL context, as learners are not in a natural environment, the process of grammar learning is more difficult. They added that many EFL learners depend on grammar books, guided activities, and exercises to increase their knowledge due to the importance of learning grammar in both receptive and productive skills.

Hence, grammar is an important component for language learners to master. Mastering grammar is the foundation of proficiency in a language. The central part of a language is grammar (Chiou, 2019; Hoque, 2018; Palmer, 1972). Grammar plays a significant role in English skills, as it provides information that is beneficial to foreign language learners (Zuhriyah, 2018). Grammar is key in foreign language acquisition, which helps learners construct meaningful sentences (Thomakin, 2020; Mart,

2018). Therefore, grammar should be of vital interest to any intelligent, educated person. Moreover, according to Dekeyser (2019), the selection of target grammar features for foreign language instruction is a matter of special importance for foreign teachers and researchers. Furthermore, Shiu (2011) claimed that it might be helpful if teachers knew what language features are possibly more difficult for their students as this may provide useful information for teachers when deciding what and how to teach them.

By identifying the grammar materials that are difficult based on students' perceptions, teachers can develop a more effective approach and supporting teaching strategies to help students overcome their difficulties. Ameliani (2019) state that some of the students are able to speak English, but they have difficulty arranging the words they want to speak according to the grammar rules. Moreover, the students often have difficulties in forming sentences with correct tenses. Sometimes, they use the wrong tenses so that the sentence becomes wrong. Not only that. Indonesian students are confused by the difference between the Indonesian sentence form and the English sentence form, so sometimes they use the Indonesian sentence form when making English sentences (Ameliani, 2019).

Difficulties are also mentioned in the Al-Qur'an, specifically at surah Al-Inshirah, verse 5-6 as, as follows:

فَإِنَّ مَعَ الْعُسْرِ يُسْرًا (5) إِنَّ مَعَ الْعُسْرِ يُسْرًا (6)

Meaning:

5. For indeed, with hardship [will be] ease. 6. Indeed, with hardship [will be] ease.

As-Shawi in Al Inshawi (2011) said that the word "ma'a" in verse 6 means ba'da or after. It is said so because it indicates that ease will come not too long after hardship as if accompanying it as a form of comfort and encouragement. The verse reassures us that every difficulty comes with ease. In the context of learning a language, this can be interpreted to mean that the challenges faced while trying to grasp a new language will eventually lead to fluency and understanding, which brings ease and satisfaction.

Students of EED at UIN Alauddin Makassar are required to take three grammar classes, namely Basic English Grammar, Intermediate English Grammar, and Advanced English Grammar. The classes are taken in different semesters, from semester 1 to semester 3. Therefore, after learning grammar for three semesters, it is expected that the students will have good grammar knowledge. In this case, the students are expected to understand most, if not all, of the grammatical features of the target language. It is crucial that the students comprehend all of the grammatical features in order to be competent in all the English skills because improper use or lack of grammar understanding might obstruct communication either in speaking, writing, listening, or reading.

Moreover, grammar knowledge also plays an important role in the process of acquisition. In the effort to study a foreign language, students usually find grammatical challenges either in practicing the language or in understanding theories that go along with it. As a result, addressing this issue with university students led the current researcher to identify the grammatical features that are considered difficult for students to learn when learning English as a foreign language. Research on grammatical difficulty from the students' perspective is still limited. Therefore, understanding how students perceive the grammatical difficulty of some grammatical features is a useful addition to foreign language pedagogy.



### ***B. Research Question***

Based on the background of the research, the researcher formulated the following research question: “How do the students perceive the difficulty of grammatical features?”

### ***C. Research Objective***

Based on the research problem, the research objective is to find out how the students perceive the difficulty of grammatical features in the fourth semester at UIN Alauddin Makassar.

### ***D. Research Significances***

This research is expected to give significant contributions either theoretically or practically for some parts as follows:

#### **1. Theoretical Significance**

The finding of this research can give information about students' perceptions toward the difficulty of grammatical features in university level, especially at UIN Alauddin Makassar.

#### **2. Practical Significance**

##### **a. For lecturers**

The findings of this research can be a reference for Grammar lecturers in providing learning materials that fit with the students' perception towards the difficulty of grammatical features.

##### **b. For the students**

This research can help students be more aware of their own difficulty in grammatical knowledge.

##### **c. For the next researchers**

The findings of this research can be an alternative information for next researchers who will conduct similar or related studies.

### ***E. Research Scope***

This research, specifically, focused on the perception of students at the English Education Department of UIN Alauddin Makassar toward the difficulty of grammatical features. Furthermore, the respondents are limited to the fourth-semester students who have taken three grammar classes in the previous semesters. Moreover, the grammatical features in this research are based on the Semester Learning Plan (RPS) for Grammar subjects, including part of speech, tenses, modals, WH-question, question tag, causative, gerund, infinitive, direct and indirect speech, degrees of comparison, conditional sentence, and passive voice.

### ***F. Operational Definition of Terms***

#### **1. Students' Perception**

A term used to describe the way in which students interpret and understand their educational experiences. It can include factors such as their beliefs about their own abilities, their motivation to learn, and their perceptions of their teachers and classmates. Understanding student perception can be important for teachers as it can help them create an environment that is more conducive to learning and can help to improve student engagement and achievement.

#### **2. Grammatical Difficulty**

Grammatical difficulty refers to the level of challenge or complexity associated with understanding and correctly using the grammar rules of a language. This can vary depending on the individual's level of proficiency in the language, as well as the specific grammatical structures or concepts being studied. Some individuals may find certain grammar rules or constructions more difficult to grasp than others, while others may find the entire grammar system of a language to be challenging.

### **3. Grammatical Features**

Grammatical Features are categories of grammatical items that are classified based on how they function in English. For example part of speech, tenses, modals, etc.

## **CHAPTER II**

### **LITERATURE REVIEW**

#### ***A. Reviews of Related Research Findings***

Various research studies have been conducted on students' perceptions of the difficulty of grammatical features. Some of the findings are presented in this section as follows:

The first is research regarding "EFL Teachers' and Learners' Perceptions of Grammatical Difficulties" conducted by Alhaysony (2018). The study was quantitative research. The instrument data collection was a questionnaire. This study set out to examine the issue of grammatical difficulty from Saudi EFL university students' perceptions, as well as from English language university teachers' perceptions. In addition, it aimed to determine the reasons and causes that make aspects of grammar difficult. The current study's findings revealed that some English grammar features were more difficult than others from the Saudi EFL learners' and university teachers' perspectives. In contrast, some others were less difficult to learn and to use. Furthermore, the results indicate some similarities and differences in the order of difficulty revealed by the students' and the teachers' perceptions. It was found that there were some similarities and inconsistencies between what teachers assumed as more difficult features and what Saudi EFL learners' findings revealed. Thus, teachers' judgment was not completely consistent with the results obtained from the EFL learners. The results also indicate that Saudi EFL learners' and teachers' perceptions of grammatical difficulty are influenced by different reasons or factors. These causes for grammar difficulty can be related to L1 knowledge and transfer, L2 proficiency, the complexity of grammatical aspects, the learners, and the teachers themselves, as well as to the poor quality of textbooks.

The second is a research by Xiao (2019). The research regarding "Study on Senior High Students' Perceptions of English Grammar Learning and Pedagogic Implications: Within the Domain of English Key Competences" This study aims to explore senior high students' perceptions of grammar learning. The results are as follows: Students have positive attitudes and clear aims towards English grammar learning; they rely more on teachers' lecturing in class than autonomous learning like text-based study and lack the integrated study of extensive materials and online study; they require context-based, systematic lecturing and interesting ways of grammar practice. Therefore, senior high school teachers need to implement the idea of key competencies and take guided discovery methods in teaching. His research used a quantitative study. A questionnaire is used in this survey. It is made up of two parts: closed questions and open questions.

The third is a research conducted by Mirazna (2019) entitled "Students' Perception Toward Grammar in English Classroom." The results of the data analysis showed that 60% of students strongly agree that grammar in the English classroom is important, while the other 40% agree. In addition, 96% of students admit that they need to increase their English grammar. The most dominant student perceptions of grammar showed increased skills in grammar, and 96% of students chose to agree on statements. The findings revealed that students perceived grammar in the English classroom differently. This research was quantitative research. This research used a questionnaire to collect the data to determine students' perceptions of grammar.

Based on the previous researches reported above, the researcher concludes that according to students' perception, some grammatical features are more difficult, while some others are less difficult to learn and to use. In addition, students have positive attitude and clear aim toward learning English Grammar. Moreover, most students strongly agree that learning grammar is important.

The similarities between several previous studies and this research are the focus on discussing the grammatical difficulty of some grammatical features based on students' perceptions. Another similarity between previous research studies is that the subject of research is English foreign language learners. Furthermore, this research and the previous research are quantitative research. The difference between the previous research and this research is the contents of the questionnaire. The questionnaire used by Mirazna (2019) is about reasons and factors of difficulty in learning grammar. The questionnaire used by Xiao (2019) is about students' attitudes toward English grammar learning. Whereas the questionnaire used by Alhaysony (2018) is about students' and teachers' perception of the order of difficulty in grammatical features, in this research, the researcher only investigated the students' perception, not the teacher's perception.

## ***B. Pertinent Ideas***

### ***1. Definition of Grammar***

Grammar is an important element of a language. Mastering the grammar of a language will affect the mastery of language skills. Therefore, in studying language formally, grammar is a subject that should be studied in depth. The students need to be given adequate grammar so that they have good language skills (Effendi et al, 2019).

According to Coghill et.al (2020), the grammar of a language is the set of rules that govern its structure to determine how words are arranged to form meaningful units. In this case, grammar assists students in constructing English sentences to communicate with others because grammar is bounded to other language skill like listening, speaking, reading, and writing (Muhsin, 2018).

## ***2. Grammatical Difficulty***

One of the problems of studies investigating the effectiveness of instruction in relation to the degree of grammatical difficulty is the definition of “difficulty”. The proliferation of definitions of difficulty as well as the limited scope of some of these definitions seem to be a hindrance in studying the respective effects of a type of instruction.

Most recent research studies of international students identify their problems in coping with English in general and grammar aspects in particular. First of all, Second Language acquisition literature reveals various approaches to defining “grammatical difficulty.” Krashen (2018) puts forward an intuitively appealing idea of “easy rule” and “hard rule” but fails to make the distinction explicit. On the other hand, Green and Hecht (2020) differentiate easy rules from hard rules by the extent to which the rules can be made. DeKeyser and Sokalski (2019) consider grammatical difficulty to be related to comprehension and production. They claimed that some grammar structures are easy to comprehend but difficult to produce, whereas others are easy to produce but difficult to comprehend.

Larsen-Freeman (2003) discussed grammatical difficulty in terms of linguistic form, semantic meaning, and pragmatics. According to Larsen-Freeman (2003), a grammar feature can be easy with respect to one aspect but difficult with respect to another. For instance, the English passive form is easy to learn, but its use is more difficult for EFL/ESL learners. Moreover, DeKeyser (2019) distinguishes objective difficulty from subjective difficulty. Objective difficulty focuses on the linguistic factors that contribute to the learning difficulty of the structures in question. Subjective difficulty concerns the individual learners' differences. Furthermore, Harlig (2018) stated that grammatical difficulty can be seen as a function of salience. Salience is equated with the frequency with which a feature arises in the input a learner receives. In other words, salience can be considered as the degree to which

data is available to learners. Thus, the more frequent a feature is, the less difficult it is to acquire. In addition, a distinction has been made between functional and formal difficulty among different researchers. According to DeKeyser (2019), a functionally complex structure requires complicated mental processing operations, while formal difficulty refers to the relationship between function and form.

Furthermore, grammatical difficulty can also be related to the form, function, and meaning of a grammar feature (or a combination thereof). Hulstijn and Graaff (2018), referring to linguistic form, defined difficulty as contingent on “the number (and/or type) of criteria to be applied in order to arrive at the correct form.”

### ***3. Grammatical Features***

Grammatical Features have been used to transform the questions (by using grammar) into a new representation of a series of grammatical terms, i.e., a grammatical pattern (Mohasseb, 2018). Grammar features are considered more difficult to learn if many students have difficulty using them correctly. Sawir (2020) maintains that grammar is the most difficult area in practicing English and that knowing the structure of grammar enables language learners to improve their communication skills. Sawir (2020) argued that "despite the great emphasis on the teaching of grammatical aspects at school, the students still find it a difficult aspect of English to learn. According to Shiu (2011), learning the fourth person possessive determiner (his/her) is considered difficult for Francophone students learning English as an L2 as it has been frequently observed that the students tend to have difficulty using the feature correctly.

Several categories of grammatical features based on the Semester Learning Plan (RPS) for Grammar subjects:

- 1) Part of Speech
- 2) Tenses



- 3) Modals
- 4) WH-Question
- 5) Question Tag
- 6) Causative
- 7) Gerund
- 8) Infinitive
- 9) Direct and Indirect Speech
- 10) Degrees of comparison
- 11) Conditional sentence
- 12) Passive Voice

Several categories of grammatical features based on the Semester Learning Plan (RPS) for Grammar subject: The following is a brief explanation of the grammatical features by Herring (2016).

### **1) *Part of Speech***

The parts of speech are the primary categories of words according to their function in a sentence. English has seven main parts of speech namely, Noun, Verb, Adjectives, Adverb, Conjunction, Pronoun and Preposition.

#### **a) *Noun***

Nouns are words that indicate a person, place, or thing. In a sentence, nouns can function as the subject or the object of a verb or preposition. Nouns can also follow linking verbs to rename or re-identify the subject of a sentence or clause; these are known as predicate nouns.

Noun divided into two kinds, namely Countable Noun and Uncountable noun. Countable nouns (also known as count nouns) are nouns that can be considered as individual, separable items, which means that we are able to count them with numbers we can have one, two, five, 15, 100, and so on. Uncountable nouns, on the other hand, are nouns that cannot be considered as separate units.

**Table 2.1.** Categories of Noun

<b>Countable Noun</b>	<b>Uncountable Noun</b>
Caster	Gold
Dress	Paper
Picture	Perfume

**b) Verb**

Verbs are used to indicate the actions, processes, conditions, or states of beings of people or things. Verbs play an integral role to the structure of a sentence. They constitute the root of the predicate, which, along with the subject (the “doer” of the verb’s action), forms a full clause or sentence we cannot have a sentence without a verb.

**Table 2.2.** Regular Verbs

<b>Regular Verb</b>	<b>Past Simple Tense</b>	<b>Past Participle</b>	<b>Fourth Person Singular Present Tense</b>	<b>Present Participle</b>
Bake	Baked	Baked	Bakes	Baking
Tap	Tapped	Tapped	Taps	Tapping
Tidy	Tidied	Tidied	Tidies	Tidying

**Table 2.3.** Irregular Verbs

<b>Irregular Verb</b>	<b>Past Simple Tense</b>	<b>Past Participle</b>	<b>Fourth Person Singular Present Tense</b>	<b>Present Participle</b>
Ride	Rode	Ridden	Rides	Riding
See	Saw	Seen	Sees	Seeing
Give	Gave	Given	Gives	Giving

**c) Adjective**

Adjectives are used almost exclusively to modify nouns, as well as any phrase or part of speech functioning as a noun.

Table 2.4. Category of Adjective

Category of Adjective	Definition	Example	Example Sentence
<b>Proper Adjectives</b>	Formed from <b>proper nouns</b> to create descriptive words.	<i>Italian,, Alaskan, Middle Eastern, Nordic</i>	"He writes in a <b>Shakespearean</b> style."
<b>Compound Adjectives</b>	Created from two or more words that work together to modify the same noun; they are often joined with one or more <b>hyphens</b> .	<i>top-right, last minute, sugar free, record breaking, expensive looking</i>	"I know this is a <b>last-minute</b> suggestion, but it's a good idea."
<b>Demonstrative Adjectives (or Demonstrative Determiners)</b>	Used to specify what we are referring to and whether it is singular or plural, and to give more information about its proximity to the speaker.	<i>this, that, these, those</i>	" <b>These</b> cups are very pretty."
<b>Interrogative Adjectives (or Interrogative Determiners)</b>	Usually used to ask questions about something.	<i>what, which, whose</i>	" <b>Whose</b> computer is this?"
<b>Nominal Adjectives</b>	Adjectives that perform the function of a <b>noun</b> in a sentence. They are preceded by the word <i>the</i> and can be found as the <b>subject</b> or the <b>object</b> of a sentence or clause.	<i>the best, the strongest, the blue</i>	"He wants the red car, but I want <b>the blue.</b> "
<b>Collective Adjectives</b>	A subgroup of <b>nominal adjectives</b> , used to refer to a group of people based on a shared characteristic.	<i>the rich, the poor, the innocent, the French, the Americans, the Dutch</i>	" <b>The rich</b> should help <b>the poor.</b> "

**Table 2.5.** Order of adjectives

<b>Order of adjectives:</b>	
<b>Opinion</b>	good, bad, strange, lovely
<b>Measurement</b>	big, small, tiny, huge
<b>Shape</b>	curved, straight, round, square
<b>Condition</b>	wet, dry, clean, sad, happy
<b>Age</b>	old, young, new, ancient
<b>Colour</b>	red, yellowish, transparent, blue
<b>Pattern</b>	checked, striped, plaid, flowered
<b>Origin</b>	American, British, eastern, western
<b>Material</b>	wooden, plastic, steel, cloth
<b>Purpose</b>	sleeping, shopping, work, gardening

**d) Adverb**

An adverb refers to any element in a sentence used to modify a verb, adjective, another adverb, or even an entire clause.

**Table 2.6.** Category of Adverb

<b>Category of Adverb</b>	<b>Function</b>	<b>Example</b>	<b>Example Sentence</b>
<b>Adverbs of Time</b>	Describe when or for how long something happens or is the case.	<i>now, tomorrow, yesterday, still, yet, later</i>	"We are eating <b>now</b> ."
<b>Adverbs of Frequency</b>	Describe how frequently something happens or is the case. A subset of Adverbs of Time.	<i>always, usually, sometimes, often, rarely, daily, weekly, monthly</i>	"I <b>rarely</b> eat breakfast in bed."
<b>Adverbs of Place</b>	Describe the direction, distance, movement, or position involved in the action of a verb.	<i>north, everywhere, here, there, forward, downward, up, uphill, behind</i>	"I absolutely hate running <b>uphill</b> ."
<b>Adverbs of Manner</b>	Describe how something happens or	<i>beautifully, wonderfully,</i>	"He walked <b>slowly</b> toward

	how someone does something. Usually formed from adjectives.	<i>slowly, deliberately, happily</i>	the bar.”
<b>Adverbs of Degree</b>	Describe the intensity, degree, or extent of the verb, adjective, or adverb they are modifying.	<i>undoubtedly, truly, very, quite, pretty, somewhat, fairly</i>	“I’m <b>fairly</b> certain this is correct.”
<b>Adverbs of Purpose</b>	Describe why something happens or is the case. Single-word adverbs are usually <b>conjunctive adverbs</b> .	<i>therefore, thus, consequently, hence</i>	“We’ve never seen such high numbers. We must <b>therefore</b> conclude that the results are not normal.”
<b>Focusing Adverbs</b>	Used to draw attention to a particular part of a clause.	<i>also, exclusively, just, mostly, notably, primarily</i>	“They played <b>mostly</b> techno music at the party.”
<b>Negative Adverbs</b>	Used to modify the meaning of a verb, adjective, other adverb, or entire clause in a negative way. Used in many of the other categories above.	<i>no, not, hardly, barely, never, seldom</i>	“He does <b>not</b> work on Mondays.”
<b>Conjunctive Adverbs</b>	Used to connect independent clauses and describe the relationship between them.	<i>comparatively, therefore, also, however, moreover, similarly</i>	“Jen is terrible at math; <b>however</b> , she still likes it.”
<b>Evaluative Adverbs</b>	Used by the speaker to comment or give an opinion on something. Evaluative adverbs modify the entire clause.	<i>apparently, astonishingly, clearly, frankly, obviously, presumably</i>	“ <b>Clearly</b> , we’re going to have to work harder.”
<b>Viewpoint Adverbs</b>	Used to indicate whose point of view we are expressing, or to specify what aspect of	<i>personally, in my point of view, according to</i>	“ <b>Personally</b> , I don’t believe it’s true.”

	something we are talking about. (Many viewpoint adverbs are <b>adverbial phrases</b> .)	<i>you, scientifically, biologically</i>	
<b>Relative Adverbs</b>	Used to introduce <b>relative clauses</b> , when the information relates to a place, time, or the reason an action took place.	<i>where, when, why</i>	"I don't know <b>why</b> he got angry."
<b>Adverbial Nouns</b>	Nouns or noun phrases that function grammatically as adverbs to modify verbs and certain adjectives, usually specifying time, distance, weight, age, or monetary value.	<i>tomorrow, an hour, an ounce, five dollars, 25 years</i>	"I can barely see <b>a foot</b> in front of me in this fog."

### e) Conjunction

Conjunctions are used to express relationships between things in a sentence, link different clauses together, and to combine sentences. There are four main types of conjunctions:

**Table 2.7.** Types of Conjunction

<b>Types of Conjunction</b>	<b>Function</b>	<b>Example</b>	<b>Sentence Example</b>
<b>Coordinating Conjunctions</b>		and, but, or, yet, for, so and nor	"I like to run and swim."
<b>Subordinate Conjunctions</b>	it connects a subordinate clause to an independent clause	although, even though, in spite of, etc.	"I went to work in spite of being sick."
<b>Correlative Conjunction</b>	it pairs of conjunctions that work together to indicate the relationship between two elements in a sentence	whether-or, neither-nor	"I like neither vanilla nor avocado on my drink."

<b>Conjunctive Adverbs</b>	It joins two independent clauses. These can either be two separate sentences, or they can be joined into a single complex sentence with a semicolon	also, nevertheless	“The English language school offers discounted English language courses. There’s also a library where you can study and borrow books.”
----------------------------	---	--------------------	--

### f) *Pronoun*

The parts of speech are the primary categories of words according to their function in a sentence. English has seven main parts of speech namely, Noun, Verb, Adjectives, Adverb, Conjunction, Pronoun and Preposition. Pronouns are words that are used in place of nouns in a sentence. The noun being replaced is known as the antecedent of the pronoun.

**Table 2.8.** Pronoun Type

<b>Pronoun Type</b>	<b>Function</b>	<b>Members of the Subclass</b>	<b>Example</b>
<b>Personal</b>	Used for specific object or person.	-Subjective: I, You, They, We, She, He, It  - Objective: Me, Us, You, Them, Him, Her, It	I write a letter Don’t hate me
<b>Possessive</b>	Possessive pronouns are meant to show ownership.	mine, yours, his, hers, ours, theirs	The white car is mine
<b>Reflexive</b>	Used to indicate a noun which has been used in earlier part of the same sentence.	myself, yourself, himself, herself, itself, oneself, ourselves, yourselves	He injured himself playing football

<b>Reciprocal</b>	Used when two or more nouns are doing or being the same to one another.	each other, one another	They really hate each other
<b>Relative</b>	Use to join or relate two different clauses together by referring to the noun in previous clause using the pronouns.	that, which, who, whose, whom, where, when	The book that you gave me was really boring
<b>Demonstrative</b>	Used to show or identify one or a number nouns that may be far or near in distance or time.	this, that, these, those	This is a new car
<b>Interrogative</b>	Used to ask questions about a person or object that we do not know about.	who, what, why, where, when, whatever	What did he say to you?
<b>Indefinite</b>	Used to show unspecified objects or people, whether in singular or plural.	anything, anybody, anyone, something, somebody, someone	There's something in my shoe



### ***g) Preposition***

Prepositions are used to express the relationship of a noun or pronoun (or another grammatical element functioning as a noun) to the rest of the sentence. The noun or pronoun that is connected by the preposition is known as the object of the preposition.

**Table 2.9.** Category of Preposition

<b>Category</b>	<b>Preposition</b>	<b>Example sentences</b>
<b>Time</b>	at, in, on, for, during, since, by, until, before, after, to, past	“There is a film <b>at noon</b> we could see.” (adjectival) “We’re meeting him <b>in an hour.</b> ” (adverbial)
<b>Place</b>	at, in, on, by/near/close to, next to/beside, between, behind, in front of, above/over, below/under	“The cat <b>on the roof</b> was hissing at us.” (adjectival) “Try looking <b>behind the shed.</b> ” (adverbial)
<b>Direction or Movement</b>	to, from, over, under, along, around, across, through, into, out of, toward(s), away from, onto, off, up, down	“The house <b>down the road</b> is being sold.” (adjectival) “They drove <b>across the country.</b> ” (adverbial)
<b>Agency</b>	by, with	“The book <b>by the famous author</b> is a big hit.” (adjectival) “Her heart is filled <b>with emotion.</b> ” (adverbial)
<b>Instrument or Device</b>	by, with, on	“The journey <b>by boat</b> is long and arduous.” (adjectival) “He hit the nail <b>with a hammer.</b> ” (adverbial)
<b>Reason or Purpose</b>	for, through, because of, on account of, from	“I have a separate computer <b>for work.</b> ” (adjectival) “They left early <b>because of the storm.</b> ” (adverbial)
<b>Connection</b>	of, to, with	“A well-written cover letter <b>to employers</b> helps your chances of being hired.” (adjectival) “I think she decided to go <b>with Victor.</b> ” (adverbial)

<b>Origin</b>	from, of	“Tom is <i>of</i> German descent.” (adjectival) “We started our trip <i>from</i> Italy.” (adverbial)
---------------	----------	---

## 2) Tenses

Tenses refer to the conjugation of a verb to reflect its place in time (when the action occurred).

### a) Present Tense

The present tense is mostly used to identify the action of a verb as taking place in the present time. However, depending on which way we form the present tense, it can also be used to describe things that happened in the past, or even certain events that are planned to happen in the future.

**Table 2.10.** Present Tense Type

<b>Present Tense Type</b>	<b>Function</b>	<b>Formula</b>	<b>Example</b>
<b>Present Simple Tense</b>	Used to describe that which is done habitually, that which is generally true, that which is always the case, or that which is scheduled to happen.	<b>Subject + Verb (VI) + es/es</b>	She reads a book in the library
<b>Present Continuous Tense (Progressive)</b>	Used to speak about actions that are currently happening. It can also be used to describe actions or events that are planned for the future, but which are not definitively fixed in time.	<b>Subject + is/am/are + Verb(+ing)</b>	They are not watching television.
<b>Present Perfect Tense</b>	Used to talk about things that happened sometime in the past, but which are not given a specific time or date.	<b>Subject + Has/have + Verb (v3)</b>	I have completed my assignment.
<b>Present Perfect Continuous Tense</b>	Used in a very similar way to the present perfect simple tense. It is used to talk about that which began in the past and is still happening in the	<b>Subject + Has/have + been + Verb(+ing)</b>	I have been completing my assignment for the last

	present, with an emphasis on the continued action and/or the amount of time it is taking. We can also use it to talk about something that is only temporary, has been happening lately, or only finished very recently.		three days.
--	---	--	-------------

### ***b) Past Tense***

The past tense is used to describe or indicate an action that began in the past. Depending on how we form the past tense, it might describe actions that happened or were completed in the past, were occurring at the same time as something else in the past, or continued to happen until or near the present time.

**Table 2.11.** Past Tense Type

<b>Past Tense Type</b>	<b>Function</b>	<b>Formula</b>	<b>Example</b>
<b>Simple Past Tense</b>	used to express completed actions.	Subject + Verb (v2) or irregular verb	He completed the assignment.
<b>Past Continuous Tense (Progressive)</b>	Used to describe something that was in progress at a certain moment in the past and either finished in the past or continued until the present moment.	Subject + was/were + Verb(+ing)	He was reading the book.
<b>Past Perfect Tense</b>	Used to express the idea that something occurred before another action in the past. It can also show that something happened before a specific time in the past.	Subject + had + Verb (v3)	I had finished my homework.
<b>Past Perfect Continuous Tense</b>	Used to describe an action that began and was still in progress in the past before another past action started.	Subject + had + been + Verb(+ing)	He had been completing his assignment for the last two hours.

**c) Future Tense**

Future tense expresses the actions that have not happened yet or “the actions that will likely to happen in future”.

**Table 2.12.** Future Tense Type

<b>Future Tense Type</b>	<b>Function</b>	<b>Formula</b>	<b>Example</b>
<b>Simple Future Tense</b>	Used in a few different ways to describe things that have not happened yet—it can be used to predict something, to make promises, to describe a future fact, to describe unplanned actions, or to offer to do something.	Subject+ will/shall+ verb(v1)	I will walk to work.
<b>Future Continuous Tense</b>	Used to describe an unfinished action occurring in the future; this action can either begin in the future, or it can already be in progress in the present and continue into the future. We can also use the future continuous tense to make predictions about an action we think will still be happening in the future.	Subject + will be/shall be + verb(+ing))	I will be running 10 miles tomorrow.
<b>Future Perfect Tense</b>	Used to say that something will finish or complete at a specific point in the future.	Subject + will have + verb(v3)	I will have completed my assignment.
<b>Future Perfect Continuous Tense</b>	Used to indicate how long something has been happening once a future moment in time is reached, emphasizing the continuous nature of the action.	Subject + will have been + verb(+ing)	I'm not going to have any energy to play with the kids because I'll have been working so hard this week.

### 3) *Modals*

The modal auxiliary verb, often simply called a modal verb or even just a modal, is used to change the meaning of other verbs (commonly known as main verbs) by expressing modality that is, asserting (or denying) possibility, likelihood, ability, permission, obligation, or future intention. Modal verbs are defined by their inability to conjugate for tense and the fourth person singular (i.e., they do not take an “-s” at the end when he, she, or it is the subject), and they cannot form infinitives, past participles, or present participles.

All modal auxiliary verbs are followed by a main verb in its base form (the infinitive without to); they can never be followed by other modal verbs, lone auxiliary verbs, or nouns. As with the primary auxiliary verbs, modal verbs can be used with not to create negative sentences, and they can all invert with the subject to create interrogative sentences.

For example:

- “I will go to college in the fall.”
- “I shall go to college in the fall.”

### 4) *WH-Question*

**Table 2.13.** WH-Question

<b>WH-Question</b>	<b>Function</b>	<b>Example sentences</b>
<b>What</b>	Used to ask about <b>things</b>	- What are you doing?
<b>When</b>	Used to ask about <b>time</b>	- When are you leaving?
<b>Where</b>	Used to ask about <b>places</b>	- Where do you live?
<b>Who</b>	Used to ask about <b>people</b>	- Who told you that story?
<b>Whom</b>	Used to ask about <b>people (object of verb)</b>	- Whom was Jim talking to? He was talking to Jack, his new roommate.
<b>Which</b>	Used to ask about <b>choices</b>	- Which one do you choose? The left or right?

### 5) Question Tag

A question tag can be generally described as a simple statement followed by a short question. Question tags are most often used in spoken language to confirm something that is said and also to encourage the listener to give an answer.

**Table 2.14.** Question Tag

<b>Positive Statement - Negative Tag</b>	<b>Negative Statement - Positive Tag</b>
Subject + Verb Question Tag + Pronoun	Subject + Verb Question Tag + Pronoun
-You like cookies, don't you? -Bring me some tissue papers, will you?	-All students have not submitted their assignments yet, have they? -Tina had not informed the others about the change of venue, had she?

### 6) Causative

The causatives are the verbs that are used to indicate that one person causes another person to do something for the first person. One can cause somebody to do something for him/her by asking, paying, requesting, or forcing the person.

**Table 2.15.** Kinds of Causative

<b>Causative Verb</b>		
<b>Make</b>	<b>Make</b>	<b>Make</b>
<b>Function</b>	<b>Function</b>	<b>Function</b>
Express the idea that person requires another person to do something	Express the idea that person requires another person to do something	Express the idea that person requires another person to do something
<b>Have</b>		
<b>Function</b>	<b>Function</b>	<b>Function</b>
Express the idea that the person wants something to be done for them	Express the idea that the person wants something to be done for them	Express the idea that the person wants something to be done for them

<b>Get</b>		
<b>Function</b>	<b>Function</b>	<b>Function</b>
Express the idea that the person wants something to be done for them	Express the idea that the person wants something to be done for them	Express the idea that the person wants something to be done for them

### 7) *Gerund*

A gerund is a verb that ends in -ing, but it functions as a noun in a sentence.

**Table 2.16.** Gerund Function

<b>Gerund Function</b>	<b>Example</b>
Subject	Swimming help me unwind.
Direct Object	The team practiced kicking.
Indirect Object	The ballerina taught us dancing.
Object of Preposition	After studying, we took a break.
Predicate Noun	Her occupation is studying

### 8) *Infinitive*

An infinitive is the base form of a verb that can function as a noun, adjective, or adverb. Infinitives are easy to identify because they're written with to + a verb. Infinitive examples: - To give - To run - To wait

**Table 2.17.** Infinitive Function

<b>Function</b>	<b>Example</b>
To Indicate the Purpose of an Action	He bought some flowers to give to his wife.
As the Subject of the Sentence	To swim in that sea may be dangerous.
As the Direct Object of the Sentence	I like to write in English
As Subject Complement	His ambition is to fly.
As an Adjective	This is the best time to practice.

### 9) *Direct and Indirect Speech*

**Table 2.18.** Direct and Indirect Speech

<b>Direct speech</b>	<b>Indirect Speech</b>
Involves quoting the exact words uttered by the person, within inverted commas or quotation marks. For example: -Ana said, "my book is lost". -She said, "I am not feeling well".	Does not have to be within quotes or reported word-to-word. For example: -Ana told that her book was lost -She told that she was not feeling well.

### 10) *Degrees of Comparison*

**Table 2.19.** Degrees of Comparison

<b>Degrees of Comparison</b>		
<b>Positive</b>	This offers no comparison. It just tells us about the existence of a quality.	<b>adjectives:</b> slow, beautiful, happy <b>adverbs:</b> slowly, beautifully, happily
<b>Comparative</b>	This compares two things to show which has the lesser or greater degree of the quality.	<b>adjectives:</b> slower, more beautiful, happier <b>adverbs:</b> more slowly, more beautifully, more happily
<b>Superlative</b>	This compares more than two things to show which has the least or greatest degree of the quality.	<b>adjectives:</b> slowest, most beautiful, happiest <b>adverbs:</b> most slowly, most beautifully, most happily

### 11) *Conditional Sentence*

**Table 2.20.** Conditional Sentence

<b>Conditional Sentence</b>		
<b>Zero</b>		
If+Simple Present+ Simple Present	Used to express a general or habitual fact.	If I touch an ice cube, it feels cold



<b>Type 1</b>		
If+Simple Present+ Will +V1	Used to make predictions about the future or to express future intentions or possibilities.	If I win the lottery, I will go to Paris.
<b>Type 2</b>		
If+Simple Past+ Would+V1	Use to speculate about the future result of a possible.	If I won the lottery, I would go to Paris.
<b>Type 3</b>		
If+Simple Past+ Would have+V3	Used to speculate about the past result of a condition that did not happen in the past.	If I had won the lottery, I would have gone to Paris.

## 12) *Passive Voice*

Passive voice is a verb tense in which the subject of a sentence does not performs the action.

### **Rules:**

1. The verb must be in the past tense form
2. The subject of the sentence must be something that can be acted upon (it cannot be a person or animal)
3. The object of the action must be placed after the verb
4. The subject and object must be separated by a preposition (usually by)

**Table 2.21.** Passive Voice

<b>Active</b>	<b>Passive</b>
I open the door	The door was open by me
The professor will give the test	The test will be given by the professor

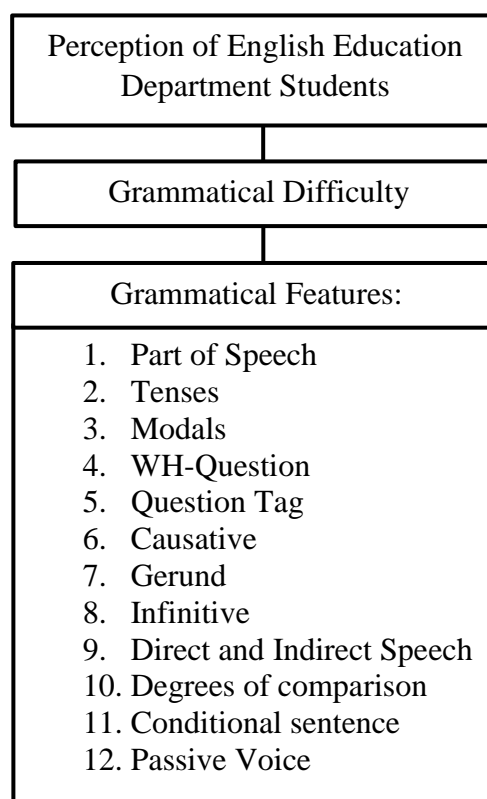
## 4. Perception

Perception refers to the process of interpreting and making sense of sensory information that is received by the brain. It can include visual, auditory, olfactory, gustatory, and tactile sensations. There are various types of perception, including visual perception, auditory perception, and kinesthetic perception. Visual perception refers to the ability to interpret

visual information, such as recognizing shapes and colors. Auditory perception refers to the ability to interpret sounds, such as recognizing voices and musical notes. Kinesthetic perception refers to the ability to sense movement and position of the body in space (Kroeger, 2021).

Student perception refers to the way in which students interpret and understand information, experiences, and interactions within the educational setting. This includes their understanding of the material being taught, the teaching methods used, and the overall learning environment. Student perception can be influenced by a variety of factors, including prior knowledge, personal experiences, and individual learning styles. It is important for educators to be aware of student perception and to make adjustments to their teaching methods and strategies to better align with the needs and understanding of their students (Barnard, 2019).

### ***C. Conceptual Framework***



**Figure I.** Conceptual Framework

This conceptual framework is the representation of this research. This research aims to find out the perceptions of fourth-semester students at the English Education Department of UIN Alauddin Makassar towards the grammatical difficulty of some grammatical features. The grammatical features are classified into twelve items: part of speech, tenses, modals, WH-question, question tag, causative, gerund, infinitive, direct and indirect speech, degrees of comparison, conditional sentence, and passive voice.

## **CHAPTER III**

### **RESEARCH METHOD**

#### ***A. Research Design***

This research was a quantitative approach. The quantitative approach is an approach for testing objective theories by examining the relationship among variables. These variables, in turn, can be measured, typically on instruments, so numbered data can be analyzed using statistical procedures (Cresswell, 2019). In addition, Hinkel (2021) stated that quantitative research can be defined as any research that focuses on counting things and understanding the patterns that emerge from those counts. Moreover, Mills and Gay (2019) stated that quantitative research is collecting and analyzing numerical data to describe, explain, predict, or control phenomena of interest.

In this research, the researcher employed a survey research methodology. Survey research involves collecting data to test hypotheses or to answer questions about people's opinions on some problem or issue (Mills & Gay, 2019). Moreover, Mills & Gay (2019) said that a survey is an instrument to collect data describing a specific population's characteristics. Survey research can gather information about a group's beliefs, attitudes, behaviors, and demographic composition. The researcher used survey research because the data collected from surveys is statistically analyzed to draw meaningful research conclusions. Survey research also effectively provides a snapshot of a population's current behaviors, attitudes, and beliefs. Furthermore, survey research also has the advantage of providing data relatively quickly.

#### ***B. Research Subject***

##### ***1. Population***

According to Mills & Gay (2019), population is the total number of research subject members. The population of the fourth-semester students of

UIN Alauddin Makassar is 86 students, where PBI A (29), PBI B (27), and PBI C (30).

## ***2. Sample***

According to Mills & Gay (2019), a sample is a part of the researched population or represents the population chosen to be sampled in research.

In survey research, the sample is selected from a number of individuals so that the individuals chosen will be good key informants who will contribute to the researcher's understanding of the student's perception of the difficulty of grammatical features. A purposive sampling technique was used to select the sample. With purposive sampling, a representative sample from a population can be generalized to a population. The criteria specified by the researcher were students who are thoughtful, informative, and surely experienced with the research problem and setting, so they must be the ones who are active, always follow the process of the teaching-learning process, and students' GPA (Grade Point Average).

The participants of this research were the fourth-semester fourth-semester students at the EED of UIN Alauddin Makassar who met the criteria. The fourth-semester students were chosen because they had experience learning grammar through three semesters (Basic et al., intermediate English Grammar, and Advanced English Grammar) at the university level, so they could feel the differences between these three grammar classes.

The population of the fourth-semester students of UIN Alauddin Makassar is 86 students, including PBI A (29), PBI B (27), and PBI C (30). Therefore, to measure the number of samples in this research, the researcher used the Krejcie and Morgan Table. So, the sample of this research was 70 students.

**Table 3.I.** Krejcie and Morgan Table

<b>Krejcie and Morgan Table</b>							
<b><i>N</i></b>	<b><i>S</i></b>		<b><i>N</i></b>	<b><i>S</i></b>		<b><i>N</i></b>	<b><i>S</i></b>
<b>10</b>	10		<b>220</b>	140		<b>1200</b>	291
<b>15</b>	14		<b>230</b>	144		<b>1300</b>	297
<b>20</b>	17		<b>240</b>	148		<b>1400</b>	302
<b>25</b>	24		<b>250</b>	152		<b>1500</b>	306
<b>30</b>	28		<b>260</b>	155		<b>1600</b>	310
<b>35</b>	32		<b>270</b>	159		<b>1700</b>	313
<b>40</b>	36		<b>280</b>	162		<b>1800</b>	317
<b>45</b>	40		<b>290</b>	165		<b>1900</b>	320
<b>50</b>	44		<b>300</b>	169		<b>2000</b>	322
<b>55</b>	48		<b>320</b>	175		<b>2200</b>	327
<b>60</b>	52		<b>340</b>	181		<b>2400</b>	331
<b>65</b>	56		<b>360</b>	186		<b>2600</b>	335
<b>70</b>	59		<b>380</b>	191		<b>2800</b>	338
<b>75</b>	63		<b>400</b>	196		<b>3000</b>	341
<b>80</b>	66		<b>420</b>	201		<b>3500</b>	346
<b>85</b>	70		<b>440</b>	205		<b>4000</b>	351
<b>90</b>	73		<b>460</b>	210		<b>4500</b>	354
<b>95</b>	76		<b>480</b>	214		<b>5000</b>	357
<b>100</b>	80		<b>500</b>	217		<b>6000</b>	361
<b>115</b>	86		<b>550</b>	226		<b>7000</b>	364
<b>120</b>	92		<b>600</b>	234		<b>8000</b>	367
<b>130</b>	97		<b>650</b>	242		<b>9000</b>	368
<b>140</b>	103		<b>700</b>	248		<b>10000</b>	370
<b>150</b>	108		<b>750</b>	254		<b>15000</b>	375
<b>160</b>	113		<b>800</b>	260		<b>20000</b>	377
<b>170</b>	118		<b>850</b>	265		<b>30000</b>	379
<b>180</b>	123		<b>900</b>	269		<b>40000</b>	380
<b>190</b>	127		<b>950</b>	274		<b>50000</b>	381
<b>200</b>	132		<b>1000</b>	278		<b>75000</b>	382
<b>210</b>	136		<b>1100</b>	285		<b>1000000</b>	384
<b>Note:</b> <i>N</i> =Population Size <i>S</i> =Sample Size							

Source: Krejcie &amp; Morgan (1970)

### ***C. Research Instruments***

This research used a questionnaire to collect data. A questionnaire is a written collection of self-report questions to be answered by a selected group of research participants (Mills & Gay, 2019). A questionnaire allows researchers to collect large amounts of data in a relatively short time. The questionnaire used in this research was a closed-ended questionnaire, so the participants wrote the responses on the form provided with a limited set of possible answers. A structured item or closed-ended questionnaire requires a respondent to choose among the provided response options (e.g., by circling a letter, checking a list, or numbering preferences) (Mills & Gay, 2019). The questionnaire was given to the participants to answer the research question, "How do the students perceive the difficulty of grammatical features?"

The researcher used a questionnaire adapted by Shiu (2011) in this research. The questionnaire consists of two sections. Section 1 asks for the participants' biographical information, including sex, age, prior EFL learning experience, informal exposure to English, and English proficiency test scores. Section 2 comprises 12 closed-ended questions, each of which represents a different grammatical feature. The grammar features were selected based on material that the subject had learned in semesters one, two, and three. Eventually, the following features were selected: Part of Speech, Tenses, Modals, WH-Question, Question Tag, Causative, Gerund, Infinitive, Direct and Indirect Speech, Degrees of comparison, Conditional sentence, and Passive Voice.

In Section 2, the participants were asked to indicate the degree of difficulty using a four-point Likert scale, with 1 standing for "very easy" and 4 for "Very difficult." "very easy" indicates that the student had learned the structure quickly after a short explanation and some practice. "Very difficult" indicates that the student does not expect to understand the structure fully,

even with extensive explanation and practice. The participants were asked to base their rating on their prior grammar learning experience.

#### ***D. Data Collection Procedures***

The researcher distributed a questionnaire to collect data about the participants' perception of the difficulty in grammatical features. The steps of collecting data by questionnaire are as follows:

- 1) The researcher prepared the questionnaire about students' perception of the difficulty in grammatical features.
- 2) The researcher gave a questionnaire to the students.
- 3) The participants answered the questions by choosing answers that were provided following a forced Likert scale. A Forced Likert scale is a 4-point scale on which the participants are forced to form an opinion; there is no neutral option (Joshi, 2015). The four given options, including the scores, are provided in the table below.

**Table 3.2.** Assessment Instrument Answer

<b>Alternative Answers</b>	<b>Assessment Score</b>
Very Difficult	4
Difficult	3
Easy	2
Very Easy	1

- 4) Students were allowed a maximum of 20 minutes to complete the questionnaire. The researcher then collected the participants' responses to the questionnaire, which were analyzed in the next step.
- 5) The researcher analyzed the data.



### ***E. Data Analysis Techniques***

The data analysis technique used in this research is the percentage descriptive analysis. Percentage descriptive analysis is applied to know the percentage of every factor based on the respondents' assessment score with the formula as follows:

$$DP = \frac{n}{N} \times 100\% \quad (\text{Ali: 1994})$$

Where: DP: Percentage Description

n : Total of Respondent Value

N : Total of the Scores

Before determining the percentage description, four categories must be defined as follows:

1. The highest percentage (%t) =  $(4/4) \times 100\% = 100\%$
2. The lowest percentage (%r) =  $(1/4) \times 100\% = 25\%$
3. Distant (%t - %r) =  $100\% - 25\% = 75\%$
4. Criteria Interval =  $75\% : 4 = 18,75\%$

Thus, the classification of each difficulty level in a percentage to categorize the students' perception towards the difficulty of grammatical features is as follows:

**Table 3.3.** Interval and Category

<b>DP Interval</b>	<b>Category</b>
81.26 – 100	Very Difficult
62.51 – 81.25	Difficult
43.76 – 62.50	Easy
25 – 43.75	Very Easy

## CHAPTER IV

### FINDINGS AND DISCUSSIONS

This section presents the findings and discussion of the research conducted as a result of the data analysis process. The data obtained and discussed in this section were collected using a questionnaire. The researcher applied the questionnaire to answer the research question: "How do the students perceive the difficulty of grammatical features?" The researcher applied the questionnaire in February 2023, involving 70 respondents from students of the English Education Department of UIN Alauddin in the fourth semester.

#### *A. Background Information*

The background information was primarily collected from the students' responses to the questionnaire. It consists of information about the students' sex, level of frequency in learning grammar, and score for the last grammar subject. For more details, see Appendix 2 (on page 64).

**Table 4.1.** Background Profiles of the 70 Students

<b>Grade</b>	<b>Female</b>	<b>Male</b>
<b>A</b>	51	6
<b>A-</b>	8	5
<b>Total= 70 Students</b>	59 Female	11 Male

As the table above shows, 59 of the participants were female, and 11 were male. 51 female students received an A, while only 6 male students received the same grade. On the other hand, for the A- grade, 8 female students and 5 male students received the grade. Furthermore, the Level of frequency in the learning grammar section was described in the table below:

**Table 4.2.** Level of Frequency in Learning

English Classes	Level of frequency in learning grammar				Total
	Very often	Often	Sometimes	Seldom	
At elementary school	2	2	18	48	70
At junior high school	8	21	32	9	70
At senior high school	8	33	25	4	70
At university	35	19	14	2	70
<b>Percentage</b>	-	60%	40%	-	100%

The data indicates that grammar learning frequency shifts as students progress through different educational levels. At the elementary school level, grammar learning appears to be a less frequent activity, with a significant majority of students reporting rare engagement. This trend continues through junior high school.

However, there is a noticeable shift at the senior high school level. More students report engaging in grammar learning often or very often, suggesting an increased recognition of its importance as they approach higher education. This trend culminates at the university level, where most students are highly engaged in grammar learning.

The increase in grammar learning frequency from senior high school to university could be attributed to several factors. University education often demands higher language proficiency for academic success. Moreover, students at this stage are more likely to pursue specialized fields where precise communication is vital.

### ***B. Grammatical Features***

The data regarding students' perception of the difficulty of grammatical features was obtained through a questionnaire. The grammatical features that have been chosen in this research are (1) Part of Speech, (2) Tenses, (3) Modals, (4) WH-Question, (5) Question Tag, (6)

Causative, (7) Gerund, (8) Infinitive, (9) Direct and Indirect Speech, (10) Degrees of comparison, (11) Conditional sentence, and (12) Passive Voice.

The twelve items of the difficulty of grammatical features based on students' perception are described sequentially, as follows:

### 1. Part of Speech

The identification of student's perception of the difficulty with part of speech as one of the difficulties experienced by students in learning grammar as described in the table below:

**Table 4.3.** Difficulty of Part of Speech

Difficulty of Grammatical Feature	Frequency				Total
	Very Easy	Easy	Difficult	Very Difficult	
Part of Speech	23	44	3	0	70
Percentage	33%	63%	4%	0%	100%

Based on the table, it appears that the majority of the students in the study perceived the parts of speech to be relatively easy, with 63% reporting that they were "easy". A smaller percentage, 33%, reported that the parts of speech were "very not all difficult", indicating that they found the parts of speech to be very easy. Only a small percentage of students, 4%, reported that the parts of speech were "difficult", while none of the students reported that they were "very difficult".

Parts of speech are considered to be one of the foundational concepts in grammar, and may be relatively easy to learn and understand. Additionally, the way that parts of speech are typically taught in language learning contexts may also contribute to students' perceptions of ease or difficulty. For example, parts of speech are often presented in a clear and structured manner, with examples and practice exercises, which may help students to internalize the concepts more easily.

## 2. Tenses

The identification of student's perception of the difficulty with tenses as one of the difficulties experienced by students in learning grammar as described in the table below:

**Table 4.4.** Difficulty of Tenses

Difficulty of Grammatical Feature	Frequency				Total
	Very Easy	Easy	Difficult	Very Difficult	
<b>Tenses</b>	6	28	32	4	70
<b>Percentage</b>	8%	40%	46%	6%	100%

The findings from the table indicate that tenses are perceived differently among the students. A significant portion of the respondents (40%) find dealing with tenses not to be difficult at all, which suggests that a considerable number of students have a relatively good grasp of this grammatical feature. On the other hand, 46% of students consider tenses to be difficult. This suggests that a considerable portion of the student population faces challenges when working with tenses in English.

It's interesting to note that a small percentage of students (8%) find tenses very easy, while a smaller percentage (6%) find them very difficult. This suggests a polarization of perceptions, with some students feeling very confident and others struggling significantly.

The variation in perceptions about the difficulty of tenses could be attributed to various factors. These might include prior exposure to tenses in the students' native languages, the effectiveness of teaching methods used in grammar classes, individual learning preferences, and the overall language proficiency level of the students.

Johnson (2019) said that students' perceptions of tense difficulty were influenced by their previous language learning experiences, the teaching methods used, and the availability of resources for practice.

### 3. Modals

The identification of student's perception of the difficulty with modals as one of the difficulties experienced by students in learning grammar as described in the table below:

**Table 4.5.** Difficulty of Modals

Difficulty of Grammatical Feature	Frequency				Total
	Very Easy	Easy	Difficult	Very Difficult	
<b>Modals</b>	19	35	14	2	70
<b>Percentage</b>	27%	50%	20%	3%	100%

Based on the students' perspective, the percentage of difficulty level in learning modals is as follows: very not all difficult = 27%, easy = 50%, difficult = 20%, and very difficult = 3%.

Learning modals can be challenging for some students, according to this data, the majority of students do not find modals to be very difficult. Modals are a unique category of verbs in English that express ability, permission, obligation, and possibility, among other meanings. The challenge in learning modals lies in their usage, as different modals can have different meanings depending on the context. According to Wesche and Li Li (2019) found that although some students may find modals challenging, the majority of students do not perceive them to be very difficult. This because modals are a common and important aspect of English grammar, and are often encountered in daily communication. Additionally, they said that many students already familiar with modal verbs in their native language, which can help facilitate their learning in English. The authors also suggest that

effective instruction and practice can further support students in learning modals.

#### 4. WH-Question

The identification of student's perception of the difficulty WH-Question as one of the difficulties experienced by students in learning grammar as described in the table below:

**Table 4.6.** Difficulty of WH-Question

Difficulty of Grammatical Feature	Frequency				Total
	Very Easy	Easy	Difficult	Very Difficult	
<b>WH-Question</b>	31	35	4	0	70
<b>Percentage</b>	44%	50%	6%	0%	100%

Based on the table, it seems that the majority of students do not perceive the learning of WH-questions to be difficult. The majority of students (44% and 50%) do not find learning about WH-questions to be difficult, while a small percentage (6%) perceives them as difficult. None of the students find them very difficult.

Learning about WH-questions is a fundamental aspect of English language grammar and is essential for effective communication. The reason why the majority of students do not find it difficult could be because they are exposed to these types of questions in their daily lives and in different contexts, such as in conversations and media. Additionally, the structure of WH-questions is fairly straightforward and can be easily understood through practice and repetition.

#### 5. Question Tag

The identification of student's perception of the difficulty with question tag as one of the difficulties experienced by students in learning grammar as described in the table below:

**Table 4.7.** Difficulty of Question Tag

Difficulty of Grammatical Feature	Frequency				Total
	Very Easy	Easy	Difficult	Very Difficult	
Question Tag	10	47	12	1	70
Percentage	14%	67%	17%	2%	100%

According to the perspective of students, learning question tags is perceived as not all difficult by the majority of students (67%), while some students find it difficult (17%) and only a small percentage find it very not all difficult (14%) or very difficult (1%).

Zakaria (2019) found that the students faced several challenges in learning question tag, including the understanding of the form and meaning of question tags, identifying the appropriate auxiliary verbs, and using the correct intonation. Zakaria (2019) suggests that teachers should use various teaching techniques and strategies, such as explicit instruction and practice, to enhance students' understanding and mastery of question tags.

## 6. Causative

The identification of student's perception of the difficulty with causative as one of the difficulties experienced by students in learning grammar as described in the table below:

**Table 4.8.** Difficulty of Causative

Difficulty of Grammatical Feature	Frequency				Total
	Very Easy	Easy	Difficult	Very Difficult	
Causative	2	17	46	5	70
Percentage	3%	24%	66%	7%	100%

According to the students' perspective, the causative is considered a difficult topic. The majority of the students (66%) found it difficult, while 7% found it very difficult. Only 3% found it very easy, and 24% found it easy.



Alghamdi (2018) said that the majority of EFL learners find causative verbs to be difficult. Furthermore he said that students struggled with understanding the different meanings of causative verbs, using the appropriate verb forms, and producing correct sentences with causative verbs. He suggest that effective teaching methods and strategies, such as providing explicit instruction and meaningful practice, can help students overcome these difficulties.

## 7. Gerund

The identification of student's perception of the difficulty with gerund as one of the difficulties experienced by students in learning grammar as described in the table below:

**Table 4.9.** Difficulty of Gerund

Difficulty of Grammatical Feature	Frequency				Total
	Very Easy	Easy	Difficult	Very Difficult	
<b>Gerund</b>	10	32	27	1	70
<b>Percentage</b>	14%	46%	39%	1%	100%

Based on the table above, it seems that a relatively large proportion of students find gerunds to be difficult, with 39% reporting difficulty and 14% finding them very difficult. However, the majority of students (46%) did not find gerunds to be difficult at all.

Gerunds are a type of verb form that end in -ing and function as a noun in a sentence. They can be used as subjects, objects, or complements, among other functions. Some common examples of gerunds are "swimming," "singing," and "dancing." According Trabelsi (2018) Learners had challenges in identifying and using gerunds and infinitives correctly in different contexts. Some of the specific difficulties identified in the study include errors in using gerunds and infinitives as subjects or objects, selecting the

appropriate verb patterns, and understanding the differences in the usage of gerunds and infinitives in different contexts. However, Trabelsi (2018) also suggests that providing students with explicit instruction and practice can help them overcome these difficulties.

### 8. Infinitive

The identification of student's perception of the difficulty with infinitive as one of the difficulties experienced by students in learning grammar as described in the table below:

**Table 4.10.** Difficulty of Infinitive

Difficulty of Grammatical Feature	Frequency				Total
	Very Easy	Easy	Difficult	Very Difficult	
<b>Infinitive</b>	10	23	36	1	70
<b>Percentage</b>	14%	33%	52%	1%	100%

Based on the table, the students' perceptions of the difficulty level of infinitives are as follows: 33% find them easy, 52% find them difficult, 14% find them very not all difficult, and 1% find them very difficult.

Infinitives, as the base form of a verb typically preceded by the word "to," can present challenges for language learners. Difficulties may arise from knowing when to use infinitives, understanding their various functions in sentences, and differentiating between infinitives and other verb forms. According to Hashimova (2021) common difficulties faced by students such as choosing between infinitives and gerunds, using infinitives as subjects or objects, and understanding the correct placement of adverbs. Hashimova (2021) suggests that explicit instruction, contextualized practice, and exposure to authentic language use can support learners in overcoming these challenges.

## 9. Direct & Indirect Speech

The identification of student's perception of the difficulty with direct & indirect speech as one of the difficulties experienced by students in learning grammar as described in the table below:

**Table 4.11.** Difficulty of Direct & Indirect

Difficulty of Grammatical Feature	Frequency				Total
	Very Easy	Easy	Difficult	Very Difficult	
Direct & Indirect Speech	7	31	29	3	70
Percentage	10%	44%	42%	4%	100%

The findings from the table demonstrate that students' perceptions of the difficulty of direct and indirect speech are diverse. Almost half of the respondents (44%) perceive direct and indirect speech as easy, indicating a significant proportion of students who have a good grasp of this grammatical feature. On the other hand, 42% of students find direct and indirect speech difficult, suggesting that a substantial portion of the student population faces challenges when working with this aspect of grammar.

It's noteworthy that a smaller percentage of students (10%) find direct and indirect speech very easy, while an even smaller percentage (4%) find it very difficult. This indicates a range of perspectives, with some students feeling very comfortable and others struggling significantly with the concept.

The variation in perceptions of the difficulty of direct and indirect speech may arise from multiple factors, including the complexity of the topic itself, the teaching methods employed, students' prior exposure to these concepts, and their overall language proficiency.

## 10. Degrees of Comparison

The identification of student's perception of the difficulty with degrees of comparison as one of the difficulties experienced by students in learning grammar as described in the table below:

**Table 4.12.** Difficulty of Degrees of

Difficulty of Grammatical Feature	Frequency				Total
	Very Easy	Easy	Difficult	Very Difficult	
Degrees of Comparison	16	34	17	3	70
Percentage	23%	49%	24%	4%	100%

Approximately 49% of the students perceive the concept of degrees of comparison as "Easy." This suggests that a significant portion of students have a solid understanding of this grammatical feature, potentially due to effective teaching methods or prior exposure to the topic. These students might be able to easily differentiate between positive, comparative, and superlative forms of adjectives and adverbs.

Around 24% of students find degrees of comparison "Difficult." This indicates that a notable proportion of students are facing challenges when working with this aspect of grammar. The complexities in forming comparative and superlative forms, including irregular forms and exceptions, might contribute to their perceived difficulty.

Interestingly, 23% of students find degrees of comparison "Very Easy." This suggests a group of students who are highly confident and proficient in applying the rules of degrees of comparison, indicating that they have mastered this aspect of grammar.

A smaller percentage of students (4%) find degrees of comparison "Very Difficult." This might indicate a subset of learners who are struggling

significantly with understanding and applying the rules related to comparing adjectives and adverbs.

In conclusion, the diverse perceptions among students regarding the difficulty of degrees of comparison highlight the complexity of language acquisition. While a substantial portion of students find the concept manageable, a notable percentage faces challenges. These findings emphasize the importance of tailored teaching strategies and additional support for those who perceive the concept as difficult.

### 11. Conditional Sentences

The identification of student's perception of the difficulty with conditional sentence as one of the difficulties experienced by students in learning grammar as described in the table below:

**Table 4.13.** Difficulty of Conditional Sentence

Difficulty of Grammatical Feature	Frequency				Total
	Very Easy	Easy	Difficult	Very Difficult	
Conditional Sentence	6	27	29	8	70
Percentage	8%	39%	42%	11%	100%

Around 39% of students perceive the concept of conditional sentences as "Easy." This suggests that a considerable proportion of students have a solid grasp of this grammatical feature. They might have a good understanding of the different types of conditional sentences (e.g., zero, first, second, third conditionals) and can effectively construct sentences that express hypothetical situations and their possible outcomes.

Approximately 42% of students find conditional sentences "Difficult." This indicates that a significant portion of the student population encounters challenges when dealing with this aspect of grammar. The complexity of

different conditional forms, the nuances of usage, and the intricacies of mixing tenses in conditional clauses might contribute to their perceived difficulty.

Around 11% of students find conditional sentences "Very Difficult." This suggests a smaller subgroup of students who are struggling significantly with understanding and applying the rules related to conditional sentences. The challenges they face could involve properly identifying the appropriate conditional form to use in different contexts and mastering the intricacies of hypothetical situations.

Notably, 8% of students find conditional sentences "Very Easy." This indicates a group of students who are highly confident and proficient in using conditional sentences. Their level of ease with this grammatical feature suggests a mastery of constructing sentences that express hypothetical conditions and their potential outcomes.

## 12. Passive Voice

The identification of student's perception of the difficulty with passive voice as one of the difficulties experienced by students in learning grammar as described in the table below:

**Table 4.14.** Difficulty of Passive Voice

Difficulty of Grammatical Feature	Frequency				Total
	Very Easy	Easy	Difficult	Very Difficult	
Passive Voice	12	31	22	5	70
Percentage	17%	44%	32%	7%	100%

Approximately 44% of the students perceive the passive voice as "Easy." This indicates that a substantial portion of students find the concept of passive voice relatively easy to grasp. They may have a good


understanding of how passive voice constructions are formed and when to use them.

Around 32% of students find the passive voice "Difficult." This suggests that a notable proportion of students face challenges when working with this aspect of grammar. The passive voice can be complex, especially when considering variations in tense and voice, and this group of students may struggle with its application.

About 17% of students find the passive voice "Very Easy." This indicates a smaller but significant portion of students who feel very confident and proficient in using passive voice constructions. They likely have a strong grasp of passive voice rules and usage.

A smaller percentage of students (7%) find the passive voice "Very Difficult." This might indicate a subset of learners who are struggling significantly with understanding and applying passive voice rules and structures.

Students' perceptions of the difficulty of passive voice in grammar are ranging from finding it very easy to very difficult. These perceptions reflect the varying levels of proficiency and understanding among learners. According to Zhang (2021) language instructors should consider these diverse perceptions when designing their curriculum and teaching methods. Zhang (2021) also said that addressing the needs of students who find passive voice difficult is crucial to ensuring comprehensive language learning. Providing additional resources, targeted exercises, and individualized support can help bridge the gap for these learners.



**Figure 2.** Ranking of the difficulty of the grammatical features

Based on students' perceptions, here is the ranking of the difficulty of the grammatical features from the most difficult to the easiest:

1. **Causative:** Perceived as the most difficult, with 66% of students finding it difficult and 7% of students find it very difficult.
2. **Infinitive and Conditional:** The second most difficult. For infinitive, 52% of students find it difficult and 1% of students find it very difficult. While conditional sentences, 42% of students finding it difficult and 11% of students find it very difficult.
3. **Tenses:** The third most challenging, with 46% of students finding it difficult and 6% of students find it very difficult.
4. **Direct & Indirect Speech:** The fourth most challenging, with 42% of students finding it difficult and 4% of students find it very difficult.
5. **Gerund:** The fifth most challenging, with 39% of students finding it difficult and 1% of students find it very difficult.
6. **Passive:** The sixth most challenging, with 32% of students finding it difficult and 7% of students find it very difficult.



7. **Degrees of Comparison:** The seventh most challenging, with 24% of students finding it difficult and 4% of students find it very difficult.
8. **Modals:** The eighth most challenging, with 20% of students finding it difficult and 3% of students find it very difficult.
9. **Question Tag:** The ninth most challenging, with 17% of students finding it difficult and 2% of students find it very difficult.
10. **WH. Question:** The tenth most challenging, with 6% of students finding it difficult.
11. **Part of Speech:** Perceived as the easiest, with 4% of students finding it difficult.

## CHAPTER V

### CONCLUSION AND SUGGESTION

#### ***A. Conclusion***

The research aimed to investigate how students perceive the difficulty of various grammatical features in English grammar. The research findings revealed diverse perceptions among students regarding the difficulty of different grammatical features. Here are the key conclusions based on the analysis of each grammatical feature: Part of speech, modals, WH-Question, question tag, gerund, direct and indirect, degrees of comparison, and passive voice were perceived as not all difficult. Tenses, causative, infinitives, and conditional sentence were perceived as difficult.

#### ***B. Suggestion***

Related to the result of the study, some points are suggested to the students, the lecturers, and institution, etc., as follows:

1. **For Lecturers:** Lecturers should consider the diverse perceptions of students when designing their curriculum and teaching methods. Furthermore, Varied teaching methods (combination of visual aids, practical exercises, and real-life examples) can enhance comprehension.
2. **For Students:** Students should self-reflect on their individual challenges in learning grammar. If they find certain grammatical features difficult, they should not hesitate to seek help from teachers, friends, or available resources. Furthermore, students should engage in regular practice. Repeatedly practicing and applying the rules can help improve understanding and mastery. Moreover, Collaborating with friends to study grammar can be beneficial.
3. **For Institution:** Ensure that the institution provides ample resources, including grammar books, language labs, and online learning

platforms, to support both students and lecturers in grammar education.

In conclusion, understanding students' perceptions of grammatical difficulty is essential for educators to provide effective instruction and support, ultimately enhancing students' proficiency in English grammar.

### ***C. Limitation***

1. **Sample Size:** The research was conducted on a relatively small sample of fourth-semester students at a specific university, which may limit the generalizability of the findings to a broader population of English language learners. A larger and more diverse sample could provide more comprehensive insights.
2. **Single Location:** The study was conducted at a single university, which may not represent the diversity of language learners from various regions or educational backgrounds. Geographical and cultural differences can influence students' perceptions of grammar difficulty.
3. **Teaching Methods:** The study did not delve into the specific teaching methods employed by instructors, which can significantly impact students' perceptions and experiences. Different teaching approaches may lead to varying levels of perceived difficulty.
4. **Limited Scope of Analysis:** The research primarily focused on students' perceptions of difficulty without deeply exploring the underlying causes or reasons for their perceptions. Further qualitative research could investigate the factors contributing to these perceptions.

## BIBLIOGRAPHY

- Alhaysony, M. (2018). EFL teachers' and learners' perceptions of grammatical difficulties. *Advances in Language And Literary Studies*, 8(1), 188–199. <https://doi.org/10.7575/aiac.all.v.8n.1p.188>
- Al-Mekhlafi, A. M. and Nagaratnam, R. (2011). Difficulties in teaching and learning grammar in an EFL context. *International Journal Of Instruction*, 4(2), p.69-92.
- Ali, M. (1994). *Penelitian kependidikan prosedur dan strategi* (1<sup>st</sup> ed.). Bandung: Angkasa.
- Ameliani, Atiqoch Novie. (2019). Students difficulties in grammar of 7th grade junior high school 1 Magelang. *CELL: Conference of English Language and Literature*.
- Barnard, R. (2019). Teaching grammar: a survey of teachers' attitudes in Vietnam. *The Journal of Asia*, 6(3), 245–273.
- Bastone, R. (1994). *Grammar* (1<sup>st</sup> ed.). Oxford: Oxford UP.
- Brown, J. (1989). Cloze item difficulty. *JALT Journal*, 11, 46-67.135
- Brown, J., & Rodgers, T. S. (2002). *Doing second language research*. Oxford, England: Oxford University Press.
- Brown, J. D. (2001). *Using surveys in language programs*. Cambridge, MA: Cambridge University Press.
- Chiou, Bella. (2019). The application of problem-based learning approach in English grammar instruction: a pilot study. *Journal of Language Teaching and Research*: <http://dx.doi.org/10.17507/jltr.1003.06>
- Chomsky, N. (1965). *Aspects of the theory of syntax*. Cambridge, MA: MIT Press.
- Coghil. (2020). *English grammar*. New York: Wiley Publishing Inc.
- Corder, S. P. (1988) *Pedagogic grammars*. In W. Rutherford & M. Sharwood Smith (eds.), *Grammar and second language teaching*. New York: Newbury House Publishers, p. 123–145.
- Cowan, R. (2018). *The teacher's grammar of English: a course book and reference guide*. Cambridge: Cambridge University Press.
- Creswell, J. W. (2019). *Qualitative inquiry and research design: choosing among five approaches*. Thousand Oaks, CA: Sage Publications, Inc.

- Dehghani, Ali Panah. et.al (2018). Investigating difficulty order of certain English grammar features in an Iranian EFL setting. *Canadian Center of Science and Education: International Journal of English Linguistics*.
- DeKeyser, R. (2018). *Beyond focus on form: cognitive perspectives on learning and practicing second language grammar*. Cambridge: Cambridge University Press.
- DeKeyser, R., & Sokalski, K. (2019). *The differential role of comprehension and production practice*. Language Learning.
- Deveci, T. (2022). A comparative study of the lifelong learning propensities of English language learners: nationality, gender and length of study. *Learning and Teaching in Higher Education: Gulf Perspectives*, 12(1). <https://doi.org/10.18538/lthe.v12n.1.185>.
- Effendi et.al. (2017). A study on grammar teaching at an English education department in an EFL context. *International Journal on Studies in English Language and Literature (IJSELL)*.
- Ellis, R. (2006). *Current issue in the teaching of grammar: an SLA perspective*. TESOL Quarterly, 40(1), 83-107.
- Green, P., & Hecht, K. (2020). *Implicit and explicit grammar: an empirical study*. Applied Linguistics, 13(2), p. 168-184
- Herring, Peter. (2016). *Complete English grammar rules*. Farlex International.
- Hinkel, E. (2002). *Why English passive is difficult to teach (and learn)*. In Hinkel & Fotos (Eds.), *New perspectives on grammar teaching in second language classrooms* (pp. 233-259). Mahwah, NJ: Lawrence Erlbaum.
- Hoque, Md. Enamul. (2018). An introduction to the second language acquisition. *ResearchGate: Education and Development Research Council (EDRC)*. <https://www.researchgate.net/publication/335690866>
- Hulstijn, J.H., & De Graaff, R. (2018). *Under what conditions does explicit knowledge of a second language facilitate the acquisition of implicit knowledge? A research proposal*. AILA Review, 11, p. 97-112.
- Joshi, A. (2015). Likert scale: explored and explained. *Current Journal of Applied Science and Technology*. <https://doi.org/10.9734/BJAST/2015/14975>.
- Krashen, S. (2018). *Principles and practice in second language acquisition*. London: Pergamon.

- Kroeger, P. R. (2021). *Analyzing grammar; an introduction (1st ed.)*. Cambridge: Cambridge University Press.
- Larsen-Freeman, D. (2003a). *Teaching language: From grammar to grammaring*. Boston: Thomson & Heinle.
- Larsen-Freeman, D. (2003b). *The grammar of choice*. In E. Hinkel & S. Fotos (Eds.), *New perspectives on grammar teaching* (p. 105-120). Mahwah, NJ: Lawrence Erlbaum.
- Mart, C. T. (2018). Teaching grammar in context: why and how? *Journal of Theory and Practice in Language Studies*, 3(1), 124-129. <http://10.4304/tpls.3.1.124-129>.
- Mills, G., & Gay, L. (2019). *Educational research: competencies for analysis and applications*, 11th edition. Harlow: Pearson Education.
- Mirazna, Mirna Nur. & Hikmah, Nur. (2019). Students' perceptions toward grammar in English classroom. *PROJECT: Professional Journal Of English Education*.
- Muhsin, M. A. (2018). Analysing the students errors in using simple present (a case study at Junior high school in Makassar). *Pacific Science Review. Humanities and Social Sciences*. <https://doi.org/10.1016/j.psr.2016.09.006>.
- Palmer, F.(1972). *Grammar*. Harmondsworth: Penguin Books Ltd.
- Sawir, E. (2020). Language difficulties of international students in Australia: The effect of prior learning experience. *International Education Journal*, 6(5), p. 567-580.
- Shiu, L. (2011). EFL learners' perceptions of grammatical difficulty in relation to second language proficiency, performance, and knowledge [Thesis,University of Toronto] Tspace Library Utoronto. [https://tspace.library.utoronto.ca/bitstream/1807/29869/1/Shiu LiJu 201106 PhD thesis.pdf](https://tspace.library.utoronto.ca/bitstream/1807/29869/1/Shiu_LiJu_201106_PhD_thesis.pdf).
- Tomakin, E. (2014). Teaching English tenses (grammar) in the Turkish texts: a case of simple Present tense: *International Journal of Learning & Development*, 4(1), <https://doi:10.5296/ijld.v4i1.5154>
- Thornbury, S. (1999) *How to teach grammar*. Harlow: Longman.
- Xiao, Zheng. (2019). Study on Senior High Students' Perceptions of English Grammar Learning and Pedagogic Implications - Within the Domain of English Key Competences. *Culture and Social Sciences (ECSS): International Symposium on Education*.

Zhang. (2019). *Approaches and procedures for teaching grammar*. English teaching: practice and critique, 5(1), 122–141.

Zuhriyah, M. (2018). Problem-Based Learning to Improve Students' Grammar Competence. *Register Journal*. <http://10.18326/rgt.v10i1.875>

# **APPENDICES**



**APPENDIX 1**  
**Questionnaire**

This questionnaire was adapted from Shiu (2011)

***Section 1: Background Information***

Please put a check mark (√) on the line that is most appropriate for your situation and provide written responses (in *Bahasa* or English) where necessary.

1. My name is \_\_\_\_\_
2. Sex:                      Male                       Female
3. First Language:     Indonesia Others \_\_\_\_\_
4. I started learning English when I was a  
 At elementary school                       At junior high school  
 At senior high school                       At university
5. Age \_\_\_\_ years old
6. Have you ever lived in an English-speaking country?  
 No                       Yes (For how long? \_\_\_\_ Years \_\_\_\_ Months)
7. How often have you been taught grammar rules in English classes?  
At elementary school     Very often  Often  Sometimes  Seldom  
At junior high school     Very often  Often  Sometimes  Seldom  
At senior high school     Very often  Often  Sometimes  Seldom  
At university                       Very often  Often  Sometimes  Seldom
8. How would you assess your general English grammar knowledge?  
 Very good     Good     Somewhat poor     Poor
9. What is your score for the last Grammar examination?  
My score was \_\_\_\_\_

## **Section 2: Learners' Perceptions of Grammatical Difficulty**

The following is a list of English grammatical features. Please indicate whether a particular grammatical feature has been more or less difficult for you to learn by circling only one number between 1 and 4. And please be sure to respond to all the grammatical features.

**Note:**

"Easy" indicates that you have learned the structure quickly after a short explanation and practice.  
 "Very difficult" indicates that you never expect to learn the structure fully, even with sufficient explanation and practice.

No	Grammatical Features	Very Easy ↔ Very Difficult			
		Very Easy	Easy	Difficult	Very Difficult
		1	2	3	4
1	<b>Part of Speech</b> <ul style="list-style-type: none"> <li>• <b>Noun</b> Table, Chair, Money, Paper</li> <li>• <b>Verb</b> Tidy, Tided, Tided, Ride, Rode, Ridden</li> <li>• <b>Adjectives</b> Good, bad, big, small</li> <li>• <b>Adverb</b> now, tomorrow, always, usually</li> <li>• <b>Conjunction</b> and, but, or, yet, for, so and nor</li> <li>• <b>Pronoun</b> I, You, Me, Us, etc.</li> <li>• <b>Preposition</b> in, on, for, during, etc.</li> </ul>				
2	<b>Tenses</b> <b>a) Present Tense</b> <ul style="list-style-type: none"> <li>• <i>Simple Present</i> "She <u>reads</u> a book in the library."</li> <li>• <i>Present Perfect Tense</i> "I <u>have completed</u> my assignment."</li> <li>• <i>Present Perfect Continuous Tense</i> "I <u>have been completing</u> my assignment for the last three days."</li> </ul>				

	<ul style="list-style-type: none"> <li>• <i>Present Continuous Tense (Progressive)</i> “They <u>are</u> not <u>watching</u> television.”</li> </ul> <p><b>b) Past Tense</b></p> <ul style="list-style-type: none"> <li>• <i>Simple Past Tense</i> “He <u>completed</u> the assignment.”</li> <li>• <i>Past Continuous Tense (Progressive)</i> “He <u>was reading</u> the book.”</li> <li>• <i>Past Perfect Tense</i> “I <u>had finished</u> my homework.”</li> <li>• <i>Past Perfect Continuous Tense</i> “He <u>had been completing</u> his assignment for the last two hours.”</li> </ul> <p><b>c) Future Tense</b></p> <ul style="list-style-type: none"> <li>• <i>Simple Future Tense</i> “I <u>will</u> walk to work.”</li> <li>• <i>Future Continuous Tense</i> “I <u>will be running</u> 10 miles tomorrow.”</li> <li>• <i>Future Perfect Tense</i> “I <u>will have completed</u> my assignment.”</li> <li>• <i>Future Perfect Continuous Tense</i> “I’m not going to have any energy to play with the kids because I’ll <u>have been working</u> so hard this week.”</li> </ul>				
3	<p><b>Modals</b></p> <p>“I <u>will</u> go to college in the fall.”</p>				
4	<p><b>WH-Question</b></p> <ul style="list-style-type: none"> <li>• <u>What</u> are you doing?</li> </ul>				
5	<p><b>Question Tag</b></p> <ul style="list-style-type: none"> <li>• You like cookies, <u>don’t you</u>?</li> </ul>				
6	<p><b>Causative</b></p> <ul style="list-style-type: none"> <li>• The teacher <u>made</u> the students stat after class.</li> <li>• I <u>had</u> my hair cut last Saturday.</li> <li>• Tom <u>got</u> his car washed yesterday.</li> </ul>				
7	<p><b>Gerund</b></p> <ul style="list-style-type: none"> <li>• <i>Subject</i> “<u>Swimming</u> help me unwind.”</li> <li>• <i>Direct Object</i> “The team practiced <u>kicking</u>.”</li> <li>• <i>Indirect Object</i> “The ballerina taught us <u>dancing</u>.”</li> <li>• <i>Object of Preposition</i> “After <u>studying</u>, we took a break.”</li> <li>• <i>Predicate Noun</i> “Her occupation is <u>studying</u>.”</li> </ul>				

8	<p><b>Infinitive</b></p> <ul style="list-style-type: none"> <li>• <i>To Indicate the Purpose of an Action</i> “He bought some flowers <u>to give</u> to his wife.”</li> <li>• <i>As the Subject of the Sentence</i> “<u>To swim</u> in that sea may be dangerous.”</li> <li>• <i>As the Direct Object of the Sentence</i> “I like <u>to write</u> in English.”</li> <li>• <i>As Subject Complement</i> “His ambition is <u>to fly</u>.”</li> <li>• <i>As an Adjective</i> “This is the best time <u>to practice</u>.”</li> </ul>				
9	<p><b>Direct and Indirect Speech</b></p> <ul style="list-style-type: none"> <li>• Ana said, “my book is lost”.</li> <li>• Ana told that her book was lost.</li> </ul>				
10	<p><b>Degrees of comparison</b></p> <ul style="list-style-type: none"> <li>• <i>Positive</i> adjectives: slow, beautiful, happy adverbs: slowly, beautifully, happily</li> <li>• <i>Comparative</i> adjectives: slower, more beautiful, happier adverbs: more slowly, more beautifully, more happily</li> <li>• <i>Superlative</i> adjectives: slowest, most beautiful, happiest adverbs: most slowly, most beautifully, most happily</li> </ul>				
11	<p><b>Conditional sentence</b></p> <ul style="list-style-type: none"> <li>• <i>Zero</i> “If I <u>touch</u> an ice cube, <u>it feels</u> cold.”</li> <li>• <i>Type 1</i> “If I <u>win</u> the lottery, I <u>will go</u> to Paris.”</li> <li>• <i>Type 2</i> “If I <u>won</u> the lottery, I <u>would go</u> to Paris.”</li> <li>• <i>Type 3</i> “If I <u>had won</u> the lottery, I <u>would have gone</u> to Paris.”</li> </ul>				
12	<p><b>Passive Voice</b></p> <ul style="list-style-type: none"> <li>• <i>Active</i> “I open the door.”</li> <li>• <i>Passive</i> “The door was open by me.”</li> </ul>				

Adapted from Shiu (2011)

**APPENDIX 2**  
**Background Information**

No	Respondent	Sex	First Language	Started Learning English	Age	Have lived in an English country	Level of frequency in learning grammar	Self-asses general English grammar knowledge	Score
1	R1	F	<i>Bahasa</i>	at elementary school	-	No	<ul style="list-style-type: none"> <li>- At elementary school: seldom</li> <li>- At junior high school: sometimes</li> <li>- At senior high school: often</li> <li>- At university: often</li> </ul>	Somewhat poor	<b>A</b>
2	R2	F	<i>Bahasa</i>	at elementary school	-	No	<ul style="list-style-type: none"> <li>- At elementary school: seldom</li> <li>- At junior high school: sometimes</li> <li>- At senior high school: sometimes</li> <li>- At university: very often</li> </ul>	Good	<b>A</b>
3	R3	F	<i>Bahasa</i>	at university	21	No	<ul style="list-style-type: none"> <li>- At elementary school: sometimes</li> <li>- At junior high school: sometimes</li> <li>- At senior high school: sometimes</li> <li>- At university: very often</li> </ul>	Poor	<b>A</b>
4	R4	F	<i>Bahasa</i>	at elementary school	21	No	<ul style="list-style-type: none"> <li>- At elementary school: seldom</li> <li>- At junior high school: seldom</li> <li>- At senior high school: often</li> <li>- At university: very often</li> </ul>	Good	<b>A</b>
5	R5	F	<i>Bahasa</i>	at elementary school	19	No	<ul style="list-style-type: none"> <li>- At elementary school: seldom</li> <li>- At junior high school: sometimes</li> <li>- At senior high school: often</li> <li>- At university: very often</li> </ul>	Good	<b>A</b>
6	R6	F	-	at elementary school	-	No	<ul style="list-style-type: none"> <li>- At elementary school: seldom</li> <li>- At junior high school: sometimes</li> <li>- At senior high school: often</li> </ul>	Good	<b>A</b>

							- At university: very often		
7	R7	F	<i>Bahasa</i>	at elementary school	19	No	- At elementary school: sometimes - At junior high school: sometimes - At senior high school: often - At university: often	Very good	<b>A</b>
8	R8	F	<i>Bahasa</i>	at junior high school	19	No	- At elementary school: seldom - At junior high school: sometimes - At senior high school: often - At university: very often	Somewhat poor	<b>A</b>
9	R9	F	<i>Bahasa</i>	at elementary school	19	No	- At elementary school: seldom - At junior high school: often - At senior high school: often - At university: sometimes	Somewhat poor	<b>A</b>
10	R10	F	<i>Bahasa</i>	at elementary school	20	No	- At elementary school: seldom - At junior high school: often - At senior high school: often - At university: sometimes	Somewhat poor	<b>A</b>
11	R11	F	<i>Bahasa</i>	at elementary school	19	No	- At elementary school: seldom - At junior high school: often - At senior high school: often - At university: sometimes	Somewhat poor	<b>A</b>
12	R12	F	-	at elementary school	-	No	- At elementary school: seldom - At junior high school: often - At senior high school: often - At university: sometimes	Somewhat poor	<b>A</b>
13	R13	F	<i>Bahasa</i>	at junior high school	19	No	- At elementary school: seldom - At junior high school:	Somewhat poor	<b>A</b>

							<ul style="list-style-type: none"> <li>- often</li> <li>- At senior high school: often</li> <li>- At university: sometimes</li> </ul>		
14	R14	F	<i>Bahasa</i>	at elementary school	20	No	<ul style="list-style-type: none"> <li>- At elementary school: sometimes</li> <li>- At junior high school: often</li> <li>- At senior high school: often</li> <li>- At university: very often</li> </ul>	Good	<b>A</b>
15	R15	F	<i>Bahasa</i>	at elementary school	20	No	<ul style="list-style-type: none"> <li>- At elementary school: seldom</li> <li>- At junior high school: often</li> <li>- At senior high school: often</li> <li>- At university: very often</li> </ul>	Good	<b>A</b>
16	R16	F	<i>Bahasa</i>	at elementary school	19	No	<ul style="list-style-type: none"> <li>- At elementary school: sometimes</li> <li>- At junior high school: sometimes</li> <li>- At senior high school: sometimes</li> <li>- At university: sometimes</li> </ul>	Good	<b>A</b>
17	R17	F	<i>Bahasa</i>	at elementary school	19	No	<ul style="list-style-type: none"> <li>- At elementary school: seldom</li> <li>- At junior high school: often</li> <li>- At senior high school: often</li> <li>- At university: very often</li> </ul>	Somewhat poor	<b>A</b>
18	R18	F	<i>Bahasa</i>	at elementary school	19	No	<ul style="list-style-type: none"> <li>- At elementary school: seldom</li> <li>- At junior high school: sometimes</li> <li>- At senior high school: sometimes</li> <li>- At university: Sometimes</li> </ul>	Somewhat poor	<b>A</b>
19	R19	F	<i>Bahasa</i>	at elementary school	19	No	<ul style="list-style-type: none"> <li>- At elementary school: seldom</li> <li>- At junior high school: sometimes</li> <li>- At senior high school: often</li> <li>- At university: often</li> </ul>	Good	<b>A</b>
							<ul style="list-style-type: none"> <li>- At elementary school: sometimes</li> </ul>		

20	R20	F	Bahasa	at elementary school	20	No	- At junior high school: often - At senior high school: very often - At university: very often	Somewhat poor	A
21	R21	F	Bahasa	at junior high school	19	No	- At elementary school: seldom - At junior high school: sometimes - At senior high school: often - At university: seldom	Somewhat poor	A
22	R22	F	Bahasa	at senior high school	19	No	- At elementary school: seldom - At junior high school: very often - At senior high school: very often - At university: very often	Good	A
23	R23	F	-	at elementary school	19	No	- At elementary school: seldom - At junior high school: often - At senior high school: sometimes - At university: often	Somewhat poor	A
24	R24	F	Bahasa	at elementary school	19	No	- At elementary school: sometimes - At junior high school: sometimes - At senior high school: often - At university: sometimes	Somewhat poor	A
25	R25	F	Bahasa	at elementary school	22	No	- At elementary school: often - At junior high school: very often - At senior high school: very often - At university: very often	Somewhat poor	A
26	R26	F	Bahasa	at elementary school	22	No	- At elementary school: seldom - At junior high school: often - At senior high school: often - At university: often	Somewhat poor	A
27	R27	F	Bahasa	at elementary school	19	No	- At elementary school: very often - At junior high school:	Good	A



							<ul style="list-style-type: none"> <li>- very often</li> <li>- At senior high school: very often</li> <li>- At university: very often</li> </ul>		
28	R28	F	<i>Bahasa</i>	at elementary school	21	No	<ul style="list-style-type: none"> <li>- At elementary school: seldom</li> <li>- At junior high school: seldom</li> <li>- At senior high school: seldom</li> <li>- At university: seldom</li> </ul>	Somewhat poor	<b>A</b>
29	R29	F	<i>Bahasa</i>	at elementary school	19	No	<ul style="list-style-type: none"> <li>- At elementary school: sometimes</li> <li>- At junior high school: sometimes</li> <li>- At senior high school: often</li> <li>- At university: very often</li> </ul>	Good	<b>A</b>
30	R30	F	<i>Bahasa</i>	at elementary school	19	No	<ul style="list-style-type: none"> <li>- At elementary school: sometimes</li> <li>- At junior high school: sometimes</li> <li>- At senior high school: often</li> <li>- At university: very often</li> </ul>	Good	<b>A</b>
31	R31	F	<i>Bahasa</i>	at elementary school	20	No	<ul style="list-style-type: none"> <li>- At elementary school: seldom</li> <li>- At junior high school: sometimes</li> <li>- At senior high school: often</li> <li>- At university: very often</li> </ul>	Good	<b>A</b>
32	R32	F	<i>Bahasa</i>	at junior high school	19	No	<ul style="list-style-type: none"> <li>- At elementary school: sometimes</li> <li>- At junior high school: sometimes</li> <li>- At senior high school: sometimes</li> <li>- At university: very often</li> </ul>	Somewhat poor	<b>A</b>
33	R33	F	<i>Bahasa</i>	at elementary school	20	No	<ul style="list-style-type: none"> <li>- At elementary school: seldom</li> <li>- At junior high school: sometimes</li> <li>- At senior high school: sometimes</li> <li>- At university: very often</li> </ul>	Very good	<b>A</b>
							<ul style="list-style-type: none"> <li>- At elementary school: seldom</li> </ul>		

34	R34	F	<i>Bahasa</i>	-	20	No	- At junior high school: sometimes - At senior high school: sometimes - At university: very often	Good	<b>A</b>
35	R35	F	-	at junior high school	19	No	- At elementary school: seldom - At junior high school: sometimes - At senior high school: sometimes - At university: often	Somewhat poor	<b>A</b>
36	R36	F	-	at junior high school	20	No	- At elementary school: seldom - At junior high school: sometimes - At senior high school: sometimes - At university: often	Somewhat poor	<b>A</b>
37	R37	F	-	at elementary school	19	No	- At elementary school: seldom - At junior high school: sometimes - At senior high school: sometimes - At university: often	Somewhat poor	<b>A</b>
38	R38	F	<i>Bahasa</i>	at junior high school	19	No	- At elementary school: seldom - At junior high school: sometimes - At senior high school: sometimes - At university: sometimes	Good	<b>A</b>
39	R39	F	-	at junior high school	19	No	- At elementary school: sometimes - At junior high school: often - At senior high school: often - At university: often	Good	<b>A</b>
40	R40	F	<i>Bahasa</i>	at junior high school	20	No	- At elementary school: seldom - At junior high school: often - At senior high school: often - At university: very often	Good	<b>A</b>
41	R41	F	<i>Bahasa</i>	at junior high school	19	No	- At elementary school: seldom - At junior high school: sometimes	Good	<b>A</b>

							- At senior high school: often - At university: very often		
42	R42	F	Bahasa	at junior high school	19	No	- At elementary school: seldom - At junior high school: sometimes - At senior high school: sometimes - At university: often	Somewhat poor	A
43	R43	F	Bahasa	at junior high school	20	No	- At elementary school: seldom - At junior high school: seldom - At senior high school: seldom - At university: very often	Good	A
44	R44	F	Bahasa	at elementary school	19	No	- At elementary school: seldom - At junior high school: often - At senior high school: sometimes - At university: often	Good	A
45	R45	F	-	at elementary school	20	No	- At elementary school: seldom - At junior high school: often - At senior high school: often - At university: very often	Somewhat poor	A
46	R46	F	Bahasa	at elementary school	19	No	- At elementary school: sometimes - At junior high school: sometimes - At senior high school: sometimes - At university: often	Somewhat poor	A
47	R47	F	Bahasa	at junior high school	19	No	- At elementary school: seldom - At junior high school: very often - At senior high school: very often - At university: very often	Very good	A
48	R48	F	Bahasa	at elementary school	19	No	- At elementary school: often - At junior high school: very often - At senior high school:	Somewhat poor	A

							<ul style="list-style-type: none"> <li>- very often</li> <li>- At university: often</li> </ul>		
49	R49	F	Bahasa	at senior high school	19	No	<ul style="list-style-type: none"> <li>- At elementary school: seldom</li> <li>- At junior high school: seldom</li> <li>- At senior high school: seldom</li> <li>- At university: sometimes</li> </ul>	Good	A
50	R50	F	-	at elementary school	20	No	<ul style="list-style-type: none"> <li>- At elementary school: seldom</li> <li>- At junior high school: often</li> <li>- At senior high school: often</li> <li>- At university: often</li> </ul>	Somewhat poor	A
51	R51	F	Bahasa	at junior high school	19	No	<ul style="list-style-type: none"> <li>- At elementary school: seldom</li> <li>- At junior high school: sometimes</li> <li>- At senior high school: sometimes</li> <li>- At university: often</li> </ul>	Good	A
52	R52	M	Bahasa	at elementary school	20	No	<ul style="list-style-type: none"> <li>- At elementary school: sometimes</li> <li>- At junior high school: very often</li> <li>- At senior high school: very often</li> <li>- At university: very often</li> </ul>	Good	A
53	R53	M	-	at elementary school	20	No	<ul style="list-style-type: none"> <li>- At elementary school: sometimes</li> <li>- At junior high school: sometimes</li> <li>- At senior high school: sometimes</li> <li>- At university: often</li> </ul>	Very good	A
54	R54	M	Bahasa	at junior high school	21	No	<ul style="list-style-type: none"> <li>- At elementary school: seldom</li> <li>- At junior high school: sometimes</li> <li>- At senior high school: sometimes</li> <li>- At university: often</li> </ul>	Good	A
55	R55	M	Bahasa	at junior high school	20	No	<ul style="list-style-type: none"> <li>- At elementary school: sometimes</li> <li>- At junior high school: sometimes</li> <li>- At senior high school: sometimes</li> <li>- At university: sometimes</li> </ul>	Very good	A

56	R56	M	<i>Bahasa</i>	at elementary school	20	No	<ul style="list-style-type: none"> <li>- At elementary school: sometimes</li> <li>- At junior high school: very often</li> <li>- At senior high school: very often</li> <li>- At university: very often</li> </ul>	Somewhat poor	A
57	R57	M	<i>Bahasa</i>	at elementary school	19	No	<ul style="list-style-type: none"> <li>- At elementary school: seldom</li> <li>- At junior high school: very often</li> <li>- At senior high school: often</li> <li>- At university: very often</li> </ul>	Somewhat poor	A
58	R58	F	<i>Bahasa</i>	at elementary school	20	No	<ul style="list-style-type: none"> <li>- At elementary school: seldom</li> <li>- At junior high school: seldom</li> <li>- At senior high school: sometimes</li> <li>- At university: very often</li> </ul>	Poor	A-
59	R59	F	<i>Bahasa</i>	at junior high school	20	No	<ul style="list-style-type: none"> <li>- At elementary school: seldom</li> <li>- At junior high school: sometimes</li> <li>- At senior high school: sometimes</li> <li>- At university: very often</li> </ul>	Somewhat poor	A-
60	R60	F	<i>Bahasa</i>	at elementary school	19	No	<ul style="list-style-type: none"> <li>- At elementary school: sometimes</li> <li>- At junior high school: often</li> <li>- At senior high school: often</li> <li>- At university: very often</li> </ul>	Somewhat poor	A-
61	R61	F	<i>Bahasa</i>	at junior high school	-	No	<ul style="list-style-type: none"> <li>- At elementary school: seldom</li> <li>- At junior high school: seldom</li> <li>- At senior high school: seldom</li> <li>- At university: very often</li> </ul>	-	A-
62	R62	F	<i>Bahasa</i>	at elementary school	19	No	<ul style="list-style-type: none"> <li>- At elementary school: sometimes</li> <li>- At junior high school: often</li> <li>- At senior high school:</li> </ul>	Somewhat poor	A-

							often - At university: very often		
63	R63	F	-	at elementary school	-	No	- At elementary school: seldom - At junior high school: seldom - At senior high school: sometimes - At university: very often	-	A-
64	R64	F	Bahasa	at elementary school	20	No	- At elementary school: seldom - At junior high school: sometimes - At senior high school: sometimes - At university: very often	Good	A-
65	R65	F	Bahasa	at elementary school	22	No	- At elementary school: seldom - At junior high school: sometimes - At senior high school: often - At university: very often	Somewhat poor	A-
66	R66	M	-	at junior high school	19	No	- At elementary school: seldom - At junior high school: seldom - At senior high school: sometimes - At university: sometimes	Somewhat poor	A-
67	R67	M	Bahasa	at junior high school	20	No	- At elementary school: seldom - At junior high school: often - At senior high school: sometimes - At university: sometimes	Somewhat poor	A-
68	R68	M	Bahasa	at senior high school	20	No	- At elementary school: sometimes - At junior high school: often - At senior high school: often - At university: sometimes	Somewhat poor	A-
							- At elementary school: often - At junior high school:		

69	R69	M	<i>Bahasa</i>	at elementary school	19	No	- often - At senior high school: often - At university: often	Good	A-
70	R70	M	<i>Bahasa</i>	at junior high school	19	No	- At elementary school: seldom - At junior high school: often - At senior high school: often - At university: often	Good	A-

### APPENDIX 3

#### Students' Perceptions toward the Difficulty of Grammatical Features

No	Name	Grammatical Features	Students' Perception			
			Extremely not all difficult	Not all difficult	Difficult	Extremely difficult
			1	2	3	4
1	R1	1. Part of Speech		✓		
		2. Tenses				✓
		3. Modals				✓
		4. WH-Quesation			✓	
		5. Question Tag		✓		
		6. Causative			✓	
		7. Gerund			✓	
		8. Infinitive			✓	
		9. Direct & Inderct Speech		✓		
		10. Degrees of Comparison		✓		
		11. Conditional Sentence				✓
		12. Passive Voice				✓
2	R2	1. Part of Speech		✓		
		2. Tenses			✓	
		3. Modals		✓		
		4. WH-Quesation		✓		
		5. Question Tag		✓		
		6. Causative			✓	
		7. Gerund	✓			
		8. Infinitive	✓			
		9. Direct & Inderct Speech			✓	
		10. Degrees of Comparison		✓		
		11. Conditional Sentence				✓
		12. Passive Voice				✓
3	R3	1. Part of Speech		✓		
		2. Tenses		✓		
		3. Modals		✓		
		4. WH-Quesation	✓			
		5. Question Tag		✓		
		6. Causative			✓	
		7. Gerund	✓			
		8. Infinitive		✓		
		9. Direct & Inderct Speech		✓		
		10. Degrees of Comparison		✓		
		11. Conditional Sentence			✓	
		12. Passive Voice			✓	
		1. Part of Speech	✓			
		2. Tenses			✓	
		3. Modals		✓		
		4. WH-Quesation	✓			
		5. Question Tag	✓			
		6. Causative		✓		
		7. Gerund			✓	



4	R4	8. Infinitive		✓		
		9. Direct & Indirect Speech		✓		
		10. Degrees of Comparison		✓		
		11. Conditional Sentence			✓	
		12. Passive Voice			✓	
5	R5	1. Part of Speech		✓		
		2. Tenses		✓		
		3. Modals	✓			
		4. WH-Question	✓			
		5. Question Tag		✓		
		6. Causative			✓	
		7. Gerund		✓		
		8. Infinitive		✓		
		9. Direct & Indirect Speech		✓		
		10. Degrees of Comparison		✓		
		11. Conditional Sentence		✓		
				12. Passive Voice		
6	R6	1. Part of Speech	✓			
		2. Tenses			✓	
		3. Modals		✓		
		4. WH-Question		✓		
		5. Question Tag		✓		
		6. Causative		✓		
		7. Gerund		✓		
		8. Infinitive		✓		
		9. Direct & Indirect Speech		✓		
		10. Degrees of Comparison		✓		
		11. Conditional Sentence		✓		
				12. Passive Voice		
7	R7	1. Part of Speech		✓		
		2. Tenses		✓		
		3. Modals	✓			
		4. WH-Question	✓			
		5. Question Tag		✓		
		6. Causative		✓		
		7. Gerund		✓		
		8. Infinitive		✓		
		9. Direct & Indirect Speech		✓		
		10. Degrees of Comparison		✓		
		11. Conditional Sentence		✓		
				12. Passive Voice		
8	R8	1. Part of Speech		✓		
		2. Tenses			✓	
		3. Modals			✓	
		4. WH-Question	✓			
		5. Question Tag	✓			
		6. Causative			✓	
		7. Gerund			✓	
		8. Infinitive			✓	
		9. Direct & Indirect Speech			✓	
		10. Degrees of Comparison	✓			
				11. Conditional Sentence	✓	

		12. Passive Voice			✓	
9	R9	1. Part of Speech	✓			
		2. Tenses		✓		
		3. Modals	✓			
		4. WH-Quesation	✓			
		5. Question Tag		✓		
		6. Causative			✓	
		7. Gerund			✓	
		8. Infinitive			✓	
		9. Direct & Inderct Speech			✓	
		10. Degrees of Comparison	✓			
		11. Conditional Sentence				✓
				12. Passive Voice		
10	R10	1. Part of Speech		✓		
		2. Tenses		✓		
		3. Modals	✓			
		4. WH-Quesation	✓			
		5. Question Tag		✓		
		6. Causative			✓	
		7. Gerund			✓	
		8. Infinitive			✓	
		9. Direct & Inderct Speech			✓	
		10. Degrees of Comparison	✓			
		11. Conditional Sentence				✓
				12. Passive Voice		
11	R11	1. Part of Speech		✓		
		2. Tenses		✓		
		3. Modals	✓			
		4. WH-Quesation	✓			
		5. Question Tag		✓		
		6. Causative			✓	
		7. Gerund			✓	
		8. Infinitive			✓	
		9. Direct & Inderct Speech			✓	
		10. Degrees of Comparison	✓			
		11. Conditional Sentence				✓
				12. Passive Voice		
12	R12	1. Part of Speech		✓		
		2. Tenses		✓		
		3. Modals	✓			
		4. WH-Quesation	✓			
		5. Question Tag		✓		
		6. Causative			✓	
		7. Gerund			✓	
		8. Infinitive			✓	
		9. Direct & Inderct Speech			✓	
		10. Degrees of Comparison	✓			
		11. Conditional Sentence				✓
				12. Passive Voice		
		1. Part of Speech		✓		
		2. Tenses		✓		
		3. Modals	✓			

13	R13	4. WH-Quesation	✓					
		5. Question Tag		✓				
		6. Causative			✓			
		7. Gerund			✓			
		8. Infinitive			✓			
		9. Direct & Inderct Speech			✓			
		10. Degrees of Comparison	✓					
		11. Conditional Sentence				✓		
		12. Passive Voice			✓			
		14	R14	1. Part of Speech		✓		
				2. Tenses				✓
				3. Modals		✓		
4. WH-Quesation	✓							
5. Question Tag				✓				
6. Causative					✓			
7. Gerund				✓				
8. Infinitive					✓			
9. Direct & Inderct Speech					✓			
10. Degrees of Comparison					✓			
11. Conditional Sentence					✓			
12. Passive Voice					✓			
15	R15	1. Part of Speech		✓				
		2. Tenses			✓			
		3. Modals		✓				
		4. WH-Quesation		✓				
		5. Question Tag		✓				
		6. Causative		✓				
		7. Gerund		✓				
		8. Infinitive		✓				
		9. Direct & Inderct Speech			✓			
		10. Degrees of Comparison			✓			
		11. Conditional Sentence			✓			
		12. Passive Voice			✓			
16	R16	1. Part of Speech		✓				
		2. Tenses		✓				
		3. Modals		✓				
		4. WH-Quesation	✓					
		5. Question Tag	✓					
		6. Causative			✓			
		7. Gerund			✓			
		8. Infinitive			✓			
		9. Direct & Inderct Speech		✓				
		10. Degrees of Comparison		✓				
		11. Conditional Sentence			✓			
		12. Passive Voice			✓			
		1. Part of Speech		✓				
		2. Tenses			✓			
		3. Modals			✓			
		4. WH-Quesation		✓				
		5. Question Tag			✓			
		6. Causative			✓			
		7. Gerund			✓			

17	R17	8. Infinitive		✓		
		9. Direct & Indirect Speech		✓		
		10. Degrees of Comparison		✓		
		11. Conditional Sentence			✓	
		12. Passive Voice			✓	
18	R18	1. Part of Speech		✓		
		2. Tenses			✓	
		3. Modals		✓		
		4. WH-Question		✓		
		5. Question Tag		✓		
		6. Causative				✓
		7. Gerund			✓	
		8. Infinitive		✓		
		9. Direct & Indirect Speech		✓		
		10. Degrees of Comparison		✓		
		11. Conditional Sentence			✓	
		12. Passive Voice			✓	
19	R19	1. Part of Speech		✓		
		2. Tenses			✓	
		3. Modals			✓	
		4. WH-Question		✓		
		5. Question Tag			✓	
		6. Causative			✓	
		7. Gerund		✓		
		8. Infinitive			✓	
		9. Direct & Indirect Speech			✓	
		10. Degrees of Comparison		✓		
		11. Conditional Sentence			✓	
		12. Passive Voice			✓	
20	R20	1. Part of Speech		✓		
		2. Tenses			✓	
		3. Modals		✓		
		4. WH-Question			✓	
		5. Question Tag				✓
		6. Causative			✓	
		7. Gerund		✓		
		8. Infinitive		✓		
		9. Direct & Indirect Speech			✓	
		10. Degrees of Comparison		✓		
		11. Conditional Sentence			✓	
		12. Passive Voice			✓	
21	R21	1. Part of Speech		✓		
		2. Tenses				✓
		3. Modals				✓
		4. WH-Question		✓		
		5. Question Tag		✓		
		6. Causative				✓
		7. Gerund			✓	
		8. Infinitive				✓
		9. Direct & Indirect Speech				✓
		10. Degrees of Comparison		✓		
		11. Conditional Sentence			✓	

		12. Passive Voice			✓	
22	R22	1. Part of Speech		✓		
		2. Tenses		✓		
		3. Modals		✓		
		4. WH-Quesation	✓			
		5. Question Tag		✓		
		6. Causative		✓		
		7. Gerund			✓	
		8. Infinitive			✓	
		9. Direct & Inderct Speech			✓	
		10. Degrees of Comparison			✓	
		11. Conditional Sentence			✓	
		12. Passive Voice			✓	
23	R23	1. Part of Speech	✓			
		2. Tenses		✓		
		3. Modals		✓		
		4. WH-Quesation	✓			
		5. Question Tag		✓		
		6. Causative			✓	
		7. Gerund			✓	
		8. Infinitive			✓	
		9. Direct & Inderct Speech			✓	
		10. Degrees of Comparison			✓	
		11. Conditional Sentence			✓	
		12. Passive Voice			✓	
24	R24	1. Part of Speech		✓		
		2. Tenses			✓	
		3. Modals		✓		
		4. WH-Quesation			✓	
		5. Question Tag		✓		
		6. Causative		✓		
		7. Gerund			✓	
		8. Infinitive			✓	
		9. Direct & Inderct Speech			✓	
		10. Degrees of Comparison			✓	
		11. Conditional Sentence			✓	
		12. Passive Voice			✓	
25	R25	1. Part of Speech		✓		
		2. Tenses			✓	
		3. Modals			✓	
		4. WH-Quesation			✓	
		5. Question Tag			✓	
		6. Causative			✓	
		7. Gerund		✓		
		8. Infinitive			✓	
		9. Direct & Inderct Speech		✓		
		10. Degrees of Comparison		✓		
		11. Conditional Sentence		✓		
		12. Passive Voice		✓		
		1. Part of Speech		✓		
		2. Tenses			✓	
		3. Modals		✓		

26	R26	4. WH-Quesation		✓				
		5. Question Tag		✓				
		6. Causative			✓			
		7. Gerund		✓				
		8. Infinitive			✓			
		9. Direct & Inderct Speech		✓				
		10. Degrees of Comparison		✓				
		11. Conditional Sentence		✓				
		12. Passive Voice		✓				
		27	R27	1. Part of Speech		✓		
				2. Tenses		✓		
				3. Modals		✓		
4. WH-Quesation				✓				
5. Question Tag				✓				
6. Causative					✓			
7. Gerund				✓				
8. Infinitive					✓			
9. Direct & Inderct Speech					✓			
10. Degrees of Comparison					✓			
11. Conditional Sentence				✓				
12. Passive Voice				✓				
28	R28	1. Part of Speech		✓				
		2. Tenses			✓			
		3. Modals		✓				
		4. WH-Quesation		✓				
		5. Question Tag		✓				
		6. Causative			✓			
		7. Gerund		✓				
		8. Infinitive		✓				
		9. Direct & Inderct Speech		✓				
		10. Degrees of Comparison		✓				
		11. Conditional Sentence		✓				
		12. Passive Voice		✓				
29	R29	1. Part of Speech		✓				
		2. Tenses			✓			
		3. Modals		✓				
		4. WH-Quesation		✓				
		5. Question Tag		✓				
		6. Causative		✓				
		7. Gerund		✓				
		8. Infinitive		✓				
		9. Direct & Inderct Speech		✓				
		10. Degrees of Comparison		✓				
		11. Conditional Sentence		✓				
		12. Passive Voice		✓				
		1. Part of Speech		✓				
		2. Tenses			✓			
		3. Modals		✓				
		4. WH-Quesation		✓				
		5. Question Tag		✓				
		6. Causative		✓				
		7. Gerund		✓				

30	R30	8. Infinitive		✓		
		9. Direct & Indirect Speech		✓		
		10. Degrees of Comparison		✓		
		11. Conditional Sentence		✓		
		12. Passive Voice		✓		
31	R31	1. Part of Speech	✓			
		2. Tenses		✓		
		3. Modals		✓		
		4. WH-Question		✓		
		5. Question Tag		✓		
		6. Causative		✓		
		7. Gerund		✓		
		8. Infinitive		✓		
		9. Direct & Indirect Speech		✓		
		10. Degrees of Comparison		✓		
		11. Conditional Sentence		✓		
		12. Passive Voice		✓		
32	R32	1. Part of Speech		✓		
		2. Tenses			✓	
		3. Modals			✓	
		4. WH-Question		✓		
		5. Question Tag		✓		
		6. Causative			✓	
		7. Gerund			✓	
		8. Infinitive			✓	
		9. Direct & Indirect Speech			✓	
		10. Degrees of Comparison		✓		
		11. Conditional Sentence		✓		
		12. Passive Voice		✓		
33	R33	1. Part of Speech		✓		
		2. Tenses			✓	
		3. Modals		✓		
		4. WH-Question		✓		
		5. Question Tag			✓	
		6. Causative			✓	
		7. Gerund			✓	
		8. Infinitive			✓	
		9. Direct & Indirect Speech			✓	
		10. Degrees of Comparison				✓
		11. Conditional Sentence			✓	
		12. Passive Voice		✓		
34	R34	1. Part of Speech	✓			
		2. Tenses		✓		
		3. Modals		✓		
		4. WH-Question		✓		
		5. Question Tag		✓		
		6. Causative			✓	
		7. Gerund		✓		
		8. Infinitive			✓	
		9. Direct & Indirect Speech			✓	
		10. Degrees of Comparison			✓	
		11. Conditional Sentence			✓	

		12. Passive Voice		✓		
35	R35	1. Part of Speech	✓			
		2. Tenses			✓	
		3. Modals			✓	
		4. WH-Quesation			✓	
		5. Question Tag			✓	
		6. Causative				✓
		7. Gerund			✓	
		8. Infinitive			✓	
		9. Direct & Inderct Speech			✓	
		10. Degrees of Comparison			✓	
		11. Conditional Sentence			✓	
		12. Passive Voice			✓	
36	R36	1. Part of Speech	✓			
		2. Tenses			✓	
		3. Modals			✓	
		4. WH-Quesation			✓	
		5. Question Tag			✓	
		6. Causative			✓	
		7. Gerund			✓	
		8. Infinitive			✓	
		9. Direct & Inderct Speech			✓	
		10. Degrees of Comparison			✓	
		11. Conditional Sentence			✓	
		12. Passive Voice			✓	
37	R37	1. Part of Speech	✓			
		2. Tenses			✓	
		3. Modals			✓	
		4. WH-Quesation			✓	
		5. Question Tag			✓	
		6. Causative				✓
		7. Gerund			✓	
		8. Infinitive			✓	
		9. Direct & Inderct Speech				✓
		10. Degrees of Comparison			✓	
		11. Conditional Sentence			✓	
		12. Passive Voice			✓	
38	R38	1. Part of Speech	✓			
		2. Tenses			✓	
		3. Modals			✓	
		4. WH-Quesation			✓	
		5. Question Tag			✓	
		6. Causative				✓
		7. Gerund			✓	
		8. Infinitive			✓	
		9. Direct & Inderct Speech				✓
		10. Degrees of Comparison			✓	
		11. Conditional Sentence			✓	
		12. Passive Voice			✓	
		1. Part of Speech		✓		
		2. Tenses			✓	
		3. Modals	✓			



39	R39	4. WH-Quesation		✓				
		5. Question Tag		✓				
		6. Causative			✓			
		7. Gerund		✓				
		8. Infinitive			✓			
		9. Direct & Inderct Speech		✓				
		10. Degrees of Comparison		✓				
		11. Conditional Sentence			✓			
		12. Passive Voice		✓				
		40	R40	1. Part of Speech		✓		
				2. Tenses		✓		
				3. Modals		✓		
4. WH-Quesation				✓				
5. Question Tag				✓				
6. Causative					✓			
7. Gerund				✓				
8. Infinitive					✓			
9. Direct & Inderct Speech				✓				
10. Degrees of Comparison				✓				
11. Conditional Sentence					✓			
12. Passive Voice				✓				
41	R41	1. Part of Speech		✓				
		2. Tenses			✓			
		3. Modals		✓				
		4. WH-Quesation	✓					
		5. Question Tag			✓			
		6. Causative			✓			
		7. Gerund		✓				
		8. Infinitive		✓				
		9. Direct & Inderct Speech		✓				
		10. Degrees of Comparison		✓				
		11. Conditional Sentence			✓			
		12. Passive Voice		✓				
42	R42	1. Part of Speech		✓				
		2. Tenses		✓				
		3. Modals		✓				
		4. WH-Quesation		✓				
		5. Question Tag		✓				
		6. Causative		✓				
		7. Gerund		✓				
		8. Infinitive		✓				
		9. Direct & Inderct Speech		✓				
		10. Degrees of Comparison		✓				
		11. Conditional Sentence			✓			
		12. Passive Voice		✓				
		1. Part of Speech	✓					
		2. Tenses		✓				
		3. Modals		✓				
		4. WH-Quesation		✓				
		5. Question Tag		✓				
		6. Causative			✓			
		7. Gerund		✓				

43	R43	8. Infinitive		✓		
		9. Direct & Indirect Speech			✓	
		10. Degrees of Comparison		✓		
		11. Conditional Sentence			✓	
		12. Passive Voice		✓		
44	R44	1. Part of Speech		✓		
		2. Tenses		✓		
		3. Modals	✓			
		4. WH-Question	✓			
		5. Question Tag	✓			
		6. Causative		✓		
		7. Gerund		✓		
		8. Infinitive	✓			
		9. Direct & Indirect Speech		✓		
		10. Degrees of Comparison	✓			
		11. Conditional Sentence	✓			
		12. Passive Voice	✓			
45	R45	1. Part of Speech		✓		
		2. Tenses		✓		
		3. Modals		✓		
		4. WH-Question		✓		
		5. Question Tag		✓		
		6. Causative			✓	
		7. Gerund		✓		
		8. Infinitive			✓	
		9. Direct & Indirect Speech		✓		
		10. Degrees of Comparison		✓		
		11. Conditional Sentence		✓		
		12. Passive Voice	✓			
46	R46	1. Part of Speech		✓		
		2. Tenses			✓	
		3. Modals		✓		
		4. WH-Question		✓		
		5. Question Tag		✓		
		6. Causative	✓			
		7. Gerund		✓		
		8. Infinitive	✓			
		9. Direct & Indirect Speech		✓		
		10. Degrees of Comparison		✓		
		11. Conditional Sentence		✓		
		12. Passive Voice	✓			
47	R47	1. Part of Speech	✓			
		2. Tenses	✓			
		3. Modals	✓			
		4. WH-Question	✓			
		5. Question Tag		✓		
		6. Causative		✓		
		7. Gerund	✓			
		8. Infinitive	✓			
		9. Direct & Indirect Speech	✓			
		10. Degrees of Comparison	✓			
		11. Conditional Sentence		✓		

		12. Passive Voice	✓			
48	R48	1. Part of Speech	✓			
		2. Tenses		✓		
		3. Modals	✓			
		4. WH-Quesation	✓			
		5. Question Tag	✓			
		6. Causative		✓		
		7. Gerund		✓		
		8. Infinitive		✓		
		9. Direct & Inderct Speech		✓		
		10. Degrees of Comparison	✓			
		11. Conditional Sentence		✓		
		12. Passive Voice	✓			
49	R49	1. Part of Speech	✓			
		2. Tenses		✓		
		3. Modals	✓			
		4. WH-Quesation	✓			
		5. Question Tag		✓		
		6. Causative			✓	
		7. Gerund	✓			
		8. Infinitive		✓		
		9. Direct & Inderct Speech		✓		
		10. Degrees of Comparison				✓
		11. Conditional Sentence			✓	
		12. Passive Voice	✓			
50	R50	1. Part of Speech			✓	
		2. Tenses		✓		
		3. Modals		✓		
		4. WH-Quesation	✓			
		5. Question Tag		✓		
		6. Causative			✓	
		7. Gerund		✓		
		8. Infinitive	✓			
		9. Direct & Inderct Speech			✓	
		10. Degrees of Comparison			✓	
		11. Conditional Sentence			✓	
		12. Passive Voice	✓			
51	R51	1. Part of Speech	✓			
		2. Tenses		✓		
		3. Modals		✓		
		4. WH-Quesation		✓		
		5. Question Tag		✓		
		6. Causative			✓	
		7. Gerund	✓			
		8. Infinitive	✓			
		9. Direct & Inderct Speech	✓			
		10. Degrees of Comparison	✓			
		11. Conditional Sentence			✓	
		12. Passive Voice	✓			
		1. Part of Speech	✓			
		2. Tenses		✓		
		3. Modals	✓			

52	R52	4. WH-Quesation	✓					
		5. Question Tag	✓					
		6. Causative		✓				
		7. Gerund		✓				
		8. Infinitive		✓				
		9. Direct & Inderct Speech		✓				
		10. Degrees of Comparison		✓				
		11. Conditional Sentence		✓				
		12. Passive Voice				✓		
		53	R53	1. Part of Speech		✓		
				2. Tenses		✓		
				3. Modals			✓	
4. WH-Quesation				✓				
5. Question Tag				✓				
6. Causative					✓			
7. Gerund	✓							
8. Infinitive				✓				
9. Direct & Inderct Speech				✓				
10. Degrees of Comparison					✓			
11. Conditional Sentence						✓		
12. Passive Voice						✓		
54	R54	1. Part of Speech	✓					
		2. Tenses			✓			
		3. Modals	✓					
		4. WH-Quesation	✓					
		5. Question Tag	✓					
		6. Causative			✓			
		7. Gerund	✓					
		8. Infinitive			✓			
		9. Direct & Inderct Speech	✓					
		10. Degrees of Comparison	✓					
		11. Conditional Sentence	✓					
		12. Passive Voice		✓				
55	R55	1. Part of Speech	✓					
		2. Tenses	✓					
		3. Modals	✓					
		4. WH-Quesation	✓					
		5. Question Tag		✓				
		6. Causative		✓				
		7. Gerund		✓				
		8. Infinitive		✓				
		9. Direct & Inderct Speech		✓				
		10. Degrees of Comparison	✓					
		11. Conditional Sentence		✓				
		12. Passive Voice		✓				
		1. Part of Speech		✓				
		2. Tenses	✓					
		3. Modals	✓					
		4. WH-Quesation	✓					
		5. Question Tag		✓				
		6. Causative			✓			
		7. Gerund		✓				

56	R56	8. Infinitive	✓			
		9. Direct & Indirect Speech	✓			
		10. Degrees of Comparison	✓			
		11. Conditional Sentence	✓			
		12. Passive Voice	✓			
57	R57	1. Part of Speech		✓		
		2. Tenses		✓		
		3. Modals		✓		
		4. WH-Question		✓		
		5. Question Tag			✓	
		6. Causative			✓	
		7. Gerund			✓	
		8. Infinitive	✓			
		9. Direct & Indirect Speech	✓			
		10. Degrees of Comparison	✓			
		11. Conditional Sentence			✓	
		12. Passive Voice	✓			
58	R58	1. Part of Speech			✓	
		2. Tenses				✓
		3. Modals		✓		
		4. WH-Question		✓		
		5. Question Tag		✓		
		6. Causative			✓	
		7. Gerund		✓		
		8. Infinitive			✓	
		9. Direct & Indirect Speech			✓	
		10. Degrees of Comparison			✓	
		11. Conditional Sentence			✓	
		12. Passive Voice				✓
59	R59	1. Part of Speech		✓		
		2. Tenses			✓	
		3. Modals		✓		
		4. WH-Question		✓		
		5. Question Tag		✓		
		6. Causative		✓		
		7. Gerund		✓		
		8. Infinitive			✓	
		9. Direct & Indirect Speech			✓	
		10. Degrees of Comparison		✓		
		11. Conditional Sentence			✓	
		12. Passive Voice			✓	
60	R60	1. Part of Speech	✓			
		2. Tenses	✓			
		3. Modals		✓		
		4. WH-Question	✓			
		5. Question Tag		✓		
		6. Causative			✓	
		7. Gerund				✓
		8. Infinitive			✓	
		9. Direct & Indirect Speech		✓		
		10. Degrees of Comparison		✓		
		11. Conditional Sentence		✓		

		12. Passive Voice		✓		
61	R61	1. Part of Speech		✓		
		2. Tenses		✓		
		3. Modals			✓	
		4. WH-Quesation		✓		
		5. Question Tag		✓		
		6. Causative		✓		
		7. Gerund		✓		
		8. Infinitive		✓		
		9. Direct & Inderct Speech		✓		
		10. Degrees of Comparison		✓		
		11. Conditional Sentence		✓		
				12. Passive Voice		✓
62	R62	1. Part of Speech		✓		
		2. Tenses			✓	
		3. Modals			✓	
		4. WH-Quesation		✓		
		5. Question Tag		✓		
		6. Causative			✓	
		7. Gerund			✓	
		8. Infinitive			✓	
		9. Direct & Inderct Speech			✓	
		10. Degrees of Comparison		✓		
		11. Conditional Sentence		✓		
				12. Passive Voice		✓
63	R63	1. Part of Speech		✓		
		2. Tenses			✓	
		3. Modals		✓		
		4. WH-Quesation	✓			
		5. Question Tag			✓	
		6. Causative			✓	
		7. Gerund			✓	
		8. Infinitive			✓	
		9. Direct & Inderct Speech			✓	
		10. Degrees of Comparison		✓		
		11. Conditional Sentence		✓		
				12. Passive Voice		✓
64	R64	1. Part of Speech		✓		
		2. Tenses			✓	
		3. Modals		✓		
		4. WH-Quesation		✓		
		5. Question Tag			✓	
		6. Causative			✓	
		7. Gerund			✓	
		8. Infinitive			✓	
		9. Direct & Inderct Speech			✓	
		10. Degrees of Comparison				✓
		11. Conditional Sentence			✓	
				12. Passive voice	✓	
		1. Part of Speech		✓		
		2. Tenses			✓	
		3. Modals		✓		

65	R65	4. WH-Quesation		✓				
		5. Question Tag		✓				
		6. Causative			✓			
		7. Gerund	✓					
		8. Infinitive		✓				
		9. Direct & Inderct Speech		✓				
		10. Degrees of Comparison			✓			
		11. Conditional Sentence			✓			
		12. Passive Voice		✓				
		66	R66	1. Part of Speech	✓			
				2. Tenses	✓			
				3. Modals	✓			
4. WH-Quesation	✓							
5. Question Tag	✓							
6. Causative					✓			
7. Gerund					✓			
8. Infinitive				✓				
9. Direct & Inderct Speech					✓			
10. Degrees of Comparison					✓			
11. Conditional Sentence	✓							
12. Passive Voice					✓			
67	R67	1. Part of Speech	✓					
		2. Tenses			✓			
		3. Modals			✓			
		4. WH-Quesation	✓					
		5. Question Tag		✓				
		6. Causative			✓			
		7. Gerund		✓				
		8. Infinitive			✓			
		9. Direct & Inderct Speech			✓			
		10. Degrees of Comparison			✓			
		11. Conditional Sentence		✓				
		12. Passive Voice			✓			
68	R68	1. Part of Speech			✓			
		2. Tenses			✓			
		3. Modals		✓				
		4. WH-Quesation	✓					
		5. Question Tag		✓				
		6. Causative			✓			
		7. Gerund			✓			
		8. Infinitive			✓			
		9. Direct & Inderct Speech			✓			
		10. Degrees of Comparison			✓			
		11. Conditional Sentence		✓				
		12. Passive Voice		✓				
		1. Part of Speech	✓					
		2. Tenses		✓				
		3. Modals	✓					
		4. WH-Quesation	✓					
		5. Question Tag	✓					
		6. Causative			✓			
		7. Gerund	✓					

69	R69	8. Infinitive	✓			
		9. Direct & Indirect Speech	✓			
		10. Degrees of Comparison	✓			
		11. Conditional Sentence	✓			
		12. Passive Voice	✓			
70	R70	1. Part of Speech	✓			
		2. Tenses	✓			
		3. Modals	✓			
		4. WH-Question	✓			
		5. Question Tag	✓			
		6. Causative	✓			
		7. Gerund	✓			
		8. Infinitive	✓			
		9. Direct & Indirect Speech	✓			
		10. Degrees of Comparison	✓			
		11. Conditional Sentence	✓			
		12. Passive Voice	✓			



## CURRICULUM VITAE



Elmayana, the researcher was born on 4<sup>th</sup> August 1998 in Bulukumba, South Sulawesi, Indonesia. She is the second child of Patahuddin and Sahlang. She has two brothers and no sister. Her brothers' name is Aldi and Rinaldi. She started her education at SDN 302 lattaie in 2005-2010. Then, she continued her education at SMPN 38 Bulukumba from 2010-2013. After graduating from junior high school, she enrolled as a student at SMKN 2 Bulukumba and graduated in 2016. After graduating from high school, she continued to the State Islamic University (UIN) Alauddin Makassar majoring in English Education in Mid-2018. With persistence and high motivation to keep learning and trying. The researcher has completed the work on the final task of this thesis. The researcher hopes that by writing this thesis, we can make a positive contribution to the world of education. Finally, the researcher would like to thank you profusely for completing the thesis entitled "Students' Perception towards The Difficulty of Grammatical Features at UIN Alauddin Makassar."