


**THE USE OF VOCABULARY SELF-COLLECTION STRATEGY IN TEACHING
VOCABULARY FOR THE TENTH GRADE STUDENTS AT SMA ISLAM
HIZBUL WATHAN**



A THESIS

Submitted in Partial Fulfilment of the Requirements for the Degree of Sarjana Pendidikan (S.Pd) of English Education Department of Tarbiyah and Teacher Training Faculty of Universitas Islam Negeri Alauddin Makassar

By

NURFITRAH ARDIANSYAH
Reg. Number: 20400120092

**ENGLISH EDUCATION DEPARTMENT
FACULTY OF TARBIYAH AND TEACHER TRAINING
UNIVERSITAS ISLAM NEGERI ALAUDDIN MAKASSAR
2024**

PERNYATAAN KEASLIAN SKRIPSI

Mahasiswa yang bertanda tangan di bawah ini :

Nama : Nurfitriah Ardiansyah
NIM : 20400120092
Tempat/ Tanggal. Lahir : Maros, 24 Agustus 2002
Jurusan : Pendidikan Bahasa Inggris
Fakultas : Tarbiyah dan Keguruan
Alamat : Kasimburang, Desa Belapunranga Kec.
Parangloe, Kab. Gowa
Judul : *The use of Vocabulary Self-Collection Strategy in Teaching Vocabulary for The Tenth Grade Students at SMA Islam Hizbul Wathan*

Menyatakan dengan sesungguhnya dan penuh kesadaran bahwa skripsi ini adalah hasil karya sendiri. Jika di kemudian hari terbukti bahwa ini merupakan duplikat, tiruan, plagiat, atau dibuat oleh orang lain, sebagian atau seluruhnya, maka skripsi dan gelar yang diperoleh karenanya batal demi hukum.

Samata, 2024
Penyusun

Nurfitriah Ardiansyah
NIM. 20400120092

PENGESAHAN SKRIPSI

Skripsi berjudul "The Use of Vocabulary Self-Collection Strategy in Teaching Vocabulary for The Tenth Grade Students at SMA Islam Hizbul Wathan", yang disusun oleh saudara Nurfitriah Ardiansyah NIM: 20400120092, mahasiswa Program Studi Pendidikan Bahasa Inggris Fakultas Tarbiyah dan Keguruan UIN Alauddin Makassar, telah diuji dan dipertahankan dalam sidang Ujian Skripsi (Munaqasyah) yang diselenggarakan pada hari Selasa tanggal 23 Juli 2024 M, bertepatan dengan tanggal 16 Muharram 1446 H, dinyatakan telah dapat diterima sebagai salah satu syarat untuk memperoleh gelar Sarjana Pendidikan pada Jurusan Pendidikan Bahasa Inggris dengan beberapa perbaikan.

Gowa, 1 Agustus 2024

DEWAN PENGUJI: Nomor SK 2867 Tahun 2024


Ketua Sidang : Dr. Siti Nurpahmi, S.Pd., M.Pd.

Sekretaris Sidang : Dr. Azizul Hakim, M.Pd.I.

DEWAN PENGUJI :

1. Andi Asmawati, S.Pd., M.Pd.
2. Indah Fadhillah Rahman, S.Pd.I., M.Hum.
3. Dr. H. Abd Muis Sald, M.Ed., TESOL
4. Nur Allyah Nur, M.Pd.

Disahkan oleh:
Dekan FTKUIN Alauddin Makassar,


Dr. H. Achruh, M.Pd.I
NIP. 196609081994031002

ACKNOWLEDGMENT

All praises to the God Almighty Allah *subhanahu wa ta'ala* for his unending kindness and grace, which enabled the researcher to finish the thesis with the title: "The Use of Vocabulary Self-Collection Strategy in Teaching Vocabulary for the Tenth Grade Students at SMA Islam Hizbul Wathan". *Sholawat* and *salam* are continuously delivered to the last prophet Muhammad *sallallahu 'alaihi wa sallam*, who has upheld the banner of Islam, so that we may experience the joy of Islam. This thesis is prepared as a form to complete studies in order to obtain Bachelor of Education Degree of English Education Department at UIN Alauddin Makassar.

Several obstacles had to be overcome in order to prepare this thesis, but they were all conquered with the abundant grace and direction of Allah *subhanahu wa ta'ala* and the help of many people. The researcher is sending her deepest gratitude to:

1. Beloved parents and family of the researcher, for their endless love, prayers, and support all the time.
2. Prof. H. Hamdan Juhannis, M.A., Ph.D., as the Rector of Universitas Islam Negeri Alauddin Makassar, and all his vices.
3. Prof. Dr. H. Andi Achruh, M.Pd.I. as the Dean of Faculty of Tarbiyah and Teacher Training, and all his vices.
4. Dr. Sitti Nurpahmi, S.Pd., M.Pd., as the Head of English Education Department at UIN Alauddin Makassar for her enthusiastic

encouragement toward the researcher.

5. Dr. H. Abd. Muis Said, M.Ed. Tesol., and Nur Aliyah Nur, M.Pd., as the first and second consultants for their patient guidance, valuable advice, and passionate support in keeping this thesis development on track.
6. Andi Asmawati, S.Pd., M.Pd., and Indah Fadhilah Rahman, S.Pd., M.Hum as the first and second examiners for their constructive suggestions and evaluations toward the thesis.
7. Juhdah Ulwiah, A.Md. and Indy Trini Humaerah, S.Pd., M.Pd. as the staffs of English Education Department for their helps with the administrations.
8. Students of the tenth grade at SMA Islam Hizbul Wathan for their cooperation as a subject throughout the research process.
9. All beloved friends for their continued support and motivation during the process.

The researcher is aware that there have been errors and flaws in all that has been done in this thesis. As a result, the researcher is open to receiving meaningful advice and suggestion in order to enhance the quality of the thesis. Hopefully, this thesis can contribute to the improvement of future research and turn into something that would be of worship in His sight. Aamiin.

Gowa-Samata, 22 Mei 2024

The researcher

LIST OF CONTENTS

COVER	i
PERNYATAAN KEASLIAN SKRIPSI.....	ii
PENGESAHAN SKRIPSI.....	iii
ACKNOWLEDGMENT	iv
LIST OF CONTENTS.....	v
LIST OF TABLES.....	viii
LIST OF FIGURES.....	ix
LIST OF APPENDICES.....	x
ABSTRACT	xi
CHAPTER I INTRODUCTION	1
A. Background.....	1
B. Research Question.....	4
C. Hypotesis	4
D. Operational Definition of Terms and Research Scope.....	4
E. Previous Related Research Findings	5
F. Research Objective and Research Significances.....	8
CHAPTER II REVIEW OF RELATED LITERATURE	10
A. Teaching Strategy.....	10
B. Vocabulary Self-Collection Strategy (VSS).....	13
C. Teaching Vocabulary	18
D. Theoretical Framework.....	25

CHAPTER III RESEARCH METHOD	27
A. Types and Location of Research	27
B. Population and Sampel.....	27
C. Data Collection Procedures.....	28
D. Research Design	31
E. Data Validation.....	33
F. Data Processing and Analysis Strategys.....	33
G. Hypothesis Test.....	36
CHAPTER IV FINDINGS AND DISCUSSION	37
A. Findings	37
B. Discussion.....	47
CHAPTER V CONCLUSION AND SUGESTION.....	51
A. Conclusions	51
B. Suggestions	51
BIBLIOGRAPHY.....	53
APPENDICES.....	56
CURRICULUM VITAE	85

LIST OF TABLES

Table 3.1 Level of Categorization	34
Table 4.1 The Pre-test Result of Experimental Group.....	37
Table 4.2 The Pre-test Result of Control Group.....	39
Table 4.3 The Post-test Result of Control Group.....	40
Table 4.4 The Post-test Result of Control Group.....	42
Tabel 4.5 Students' Score Deviation of Experimental Group.....	44
Tabel 4.6 Students' Score Deviation of Control Group.....	45



LIST OF FIGURES

Figure 2.1 Theoretical Framework.....	25
---------------------------------------	----



LIST OF APPENDICES

Appendix 1 Pre-test.....	56
Appendix 2 Answer Key of Pre-test.....	59
Appendix 3 Post-test.....	61
Appendix 4 Answer key of Post-test.....	65
Appendix 5 Lesson Plan Meeting 1	67
Appendix 6 Lesson Plan Meeting 2	70
Appendix 7 Lesson Plan Meeting 3	73
Appendix 8 Lesson Plan Meeting 4	76
Appendix 9 Lesson Plan Meeting 5	79
Appendix 10 Documentation	82
Appendix 11 Table of the Student's t-distribution	85
Curriculum Vitae.....	86



ABSTRACT

Name : Nurfitriah Ardiansyah
Reg.No :20400120092
Department : English Education
Faculty : Tarbiyah and Teacher Training
Title : *The use of Vocabulary Self-Collection Strategy in Teaching Vocabulary for The Tenth Grade Students at SMA Islam Hizbul Wathan*
Consultant 1 : Dr. H. Abd Muis Said, M.Ed. TESOL
Consultant 2 : Nur Aliyah Nur, M.Pd.

The objective of this research is to find out if the use of Vocabulary Self-Collection Strategy (VSS) can improve students' vocabulary mastery of the tenth grade students at SMA Islam Hizbul Wathan.

This research used quasi-experimental design that consisted of two groups; experimental and control group. The samples of this research were the first grade students of SMA Islam Hizbul Wathan; X IPS with 18 students as the experimental group and X IPS 18 students as the control group that selected by using purposive sampling. The data was collected by administering a vocabulary test consisted of a pre-test and post-test that conducted at first and last meetings. Then the treatment was only given to the experimental group.

The result of experimental group's pre-test is 44.07, while control group is 51.85. The result of experimental group's post-test is 78.15, while control group is 67.41. By applying 0.05 level of significance, the researcher found that the value of the t-test (3.37) is higher than the t-table (1.697). In conclusion, the use of Vocabulary Self-Collection Strategy (VSS) in teaching vocabulary is effective to improve students' vocabulary mastery of SMA Islam Hizbul Wathan.

Based on these results, it implies that Vocabulary Self-Collection Strategy (VSS) can be applied by teachers in teaching and learning process as one of effective strategy to improve students' vocabulary mastery, especially for the first grade students of senior high school.

CHAPTER I

INTRODUCTION

A. Background

Vocabulary is the foundation of human language and is made up of three fundamental language components: grammar, vocabulary, and pronunciation. Vocabulary instruction is one of the key components that foreign language learners need to be taught, according to Hayati & Syahrul, (2021).

In addition to grammar and pronunciation, vocabulary is a component that supports the four language skills (Febrisera & Sugirin, 2022). One of the most challenging things a teacher must accomplish when teaching a language is teaching vocabulary, as these lessons are typically tedious for the students and require time to acquire (Croll, 1971). According to Seprisa et al., (2022), vocabulary is crucial for learning a new language. Without appropriate and sufficient information, students are unable to communicate their emotions or comprehend others. It implies that vocabulary is a crucial skill.

Based on initial observations made at SMA Islam Hizbul Wathan, the researcher discovered a number of issues with students' vocabularies, particularly with first-graders. One of the most prevalent issues observed is students' inadequate vocabulary in terms of terms and their comprehension of how to use words in sentences. Furthermore, according to the researcher's interviews, one of the first-graders at SMA Islam Hizbul Wathan claims that

while the teachers' methods of instruction were enjoyable, they did not significantly improve the vocabulary of the students because the way in which students and teachers communicate during the learning process still frequently combines Indonesian and English—at times, teachers even use only Indonesian to explain concepts. In the classroom, teachers will occasionally simply convey the content in Indonesian. As a result, the researcher concluded that there would be no appreciable development in the students' vocabulary because of the teachers' pedagogical approach, which made the students unfamiliar with the language.

Lack of vocabulary causes a barrier that discourages students from learning the language. As a result, it might be difficult for teachers to come up with efficient and effective vocabulary-teaching strategies so that children can learn new words and expand their vocabulary.

Learning vocabulary has discussed in holy Qur'an. Allah said in Surah Al-Baqarah verse 31:

وَعَلَّمَ آدَمَ الْأَسْمَاءَ كُلَّهَا ثُمَّ عَرَضَهُمْ عَلَى الْمَلَائِكَةِ فَقَالَ أَنْذِئُونِي بِأَسْمَاءِ هَؤُلَاءِ
 إِنْ كُنْتُمْ صَادِقِينَ

Meaning:

“And He taught Adam the names (things) in their entirety, then brought them up to the Angels and said: "Call unto me the names of those things if you are righteous!"

According to Shihab (2009), angels were shown things by God after He created Adam and taught him their names and qualities so he could survive and enjoy the benefits of nature. "Mention to me the names and

characteristics of these things, if you assume that you are more entitled to the caliphate, and no one is better than you because your obedience and worship are indeed true," the angel heard from God. It demonstrates how crucial it is to acquire and master terminology.

When teaching vocabulary, strategy must be effective. To increase student engagement, comprehension, and long-term independent memorization of new vocabulary words, an efficient vocabulary teaching method is required. Using the Vocabulary Self-Collection Strategy (VSS) is one of the most successful and efficient strategies.

According to Haggard (1986), "the vocabulary self-collection strategy is an effective instructional process in vocabulary learning that can expand word knowledge in building a wider student vocabulary by identifying words in developing active students." It can also pique students' curiosity and passion. Here, teachers assign readings, and thereafter, students choose a word or terms that they think should be added to the class vocabulary list or that they would like to learn more about.

Because they require that language and actively seek it out on their own, this strategy also provides ample opportunity for students to exercise and retain vocabulary in long-term memory. Additionally, it can facilitate easy subject comprehension for teachers and speed up students' memorization and comprehension.

Regarding those reason, the researcher interests in knowing whether the use of vocabulary self-collection strategy is effective in teaching

vocabulary of the tenth grade students at SMA Islam Hizbul Wathan. In this case, the researcher concerns with title, "The Use of Vocabulary Self-Collection Strategy in Teaching Vocabulary for The Tenth Grade at SMA Islam Hizbul Wathan."

B. Research Question

According to the background, the researcher formulates the following research question: Is the use of vocabulary self-collection strategy effective in teaching vocabulary for the tenth grade students at SMA Islam Hizbul Wathan?

C. Hypothesis

Based on some theories and previous studies, the hypothesis could be assumed as follow:

H_1 = The use of Vocabulary Self-Collection Strategy is effective in teaching vocabulary for the tenth grade students at SMA Islam Hizbul Wathan.

H_0 = The use Vocabulary Self-Collection Strategy is not effective in teaching vocabulary for the tenth grade students at SMA Islam Hizbul Wathan.

D. Operational Definition of Terms and Research Scope

1. Operational Definition of Terms

To avoid misunderstanding the meaning contained in this thesis, it is necessary to give an understanding of the title: "The Use of Vocabulary Self-Collection Strategy in Teachings Vocabulary for the tenth Grade

Students of SMA Islam Hizbul Wathan.” Taking into account the context of the title above, the researcher needs to define of the following words:

a. Vocabulary Self-Collection Strategy

By helping students recognize terms from the texts they read and define words based on their context, teachers can help them increase their vocabulary using a strategy known as vocabulary self-collection strategy.

b. Teaching vocabulary

Teaching is defined as an interactive process in which students and the teacher work together to facilitate the effective creation of knowledge by the students under specific conditions. A person's vocabulary is the set of terms they are familiar with. Accordingly, vocabulary instruction in this study refers to an interactive process in which teachers and students work together

2. Research Scope

In conducting this research, the researcher limited the discussion to nouns and adjectives. Nouns focused on concrete nouns, namely common nouns for example: table, chair, book, and teacher; the adjectives focused on descriptive adjectives for example: good, sweet, bad, and cool; And quantitative adjectives for example: he ate a little bread, and I do not have any chocolates in my bag. The material will be given in the form of descriptive text in accordance with the learning syllabus at for the tenth grade students of SMA Islam Hizbul Wathan.

E. Previous Related Research Findings

First, the article was written by Karall (2022) entitled “The Influence of Vocabulary Self-Collection Strategy (VSS) Towards Students’ Reading Comprehension at the Tenth Grade of SMA Negeri 1 Menggala in 2021/2022”, it was found that the students were active and teaching learning process was effective. This strategy helped the students comprehend main idea, supporting idea, inference, reference and vocabularies of the text. The researcher used experimental method. The sample was taken by using random sampling strategy. The similarities with the current research are the same as using the vocabulary self-collection strategy. The research that will be carried out using a value comparison strategy using a test containing multiple choice questions.

Second, the article was written by Febrisera & Sugirin (2022) entitled “The Effectiveness of Vocabulary Self-Collection Strategy on Students’ Reading and Vocabulary Achievement: A Quasi-Experimental Research”. It was found that the VSS has a significant effect on students' reading comprehension and vocabulary mastery only for the Eight grade level at SMPN 1 Sanggau Kapuas, West Kalimantan. The reason, it can be concluded that VSS can develop students' competence in reading and mastering vocabulary. This previous study also explained that VSS has an important role the ability of English learners related to their way of understanding a given reading text and to understand the new vocabulary in the text

correctly. VSS stimulates students' interest in learning and collects words they believe are difficult to understand.

Third, the article was written by Antang et al., (2022) entitled "Text Relationship (Etr) and Vocabulary Self-Collection Strategy (VSS) on The Students' Reading Comprehension of Narrative Text at the Eleventh Grade Students of SMA Negeri 3 Palangka Raya". The population of this study was the eleventh grade students of SMA Negeri 3 Palangka Raya in academic year 2015/2016. The number of sample was 30 students. In Reading Comprehension of Narrative text after using the Vocabulary Self-Collection (VSS) Strategy. The pre-test average was 65.00 and the posttest average was 75.67.

Fourth, the article was written by Damanik et al., (2021) entitled "The Use of vocabulary Self-Collection (VSS) Strategy in Increasing Student Reading Comprehension". It was found that the results have a positive impact. Namely, students have a good response to this strategy. It is also suggested by the percentage of student's scores between the first cycle and second cycle. In the first cycle, the percentage of students was 65.7% then continued to the second cycle. The researcher percentage was 86%. There are only 6 students who fail success in reading tests. It was 14% in the second cycle. Therefore, the researchers stopped this cycle. The difference with current research who carried out individually through questions containing synonyms for words in a short story. This previous study only

search difficult words were written and discussed with the group and then written in a book.

From some previous studies, the researcher interests in knowing is the use Vocabulary Self-Collection Strategy (VSS) effective in teaching vocabulary for the Tenth grade students of SMA Islam Hizbul Wathan. In this study, the researcher focuses on knowing effectiveness of VSS and the extent to which the significance of VSS in teaching vocabulary.

F. Research Objective and Significances

1. Research Objective

As depending in the background above, the researcher can formulate the problem in this study, as follow: Whether the use of vocabulary self-collection strategy is effective in teaching vocabulary for the tenth grade students at SMA Islam Hizbul Wathan.

2. Research Significances

The study's findings, the researcher thinks, will have theoretical and practical applications. The study's theoretical findings are meant to bolster beliefs about the application of vocabulary self-collection strategy (VSS) as an effective classroom strategy for vocabulary acquisition. Practically speaking, this study's findings advance the ELT sector. The researcher anticipates that by using four vocabulary self-collection strategies (VSS), students would be able to increase their vocabulary knowledge when studying English. This method offers an alternative for helping students overcome vocabulary-related difficulties and get

comfortable using English on their own. Additionally, as the vocabulary self-collection strategy (VSS) can be a useful teaching tool for teachers of vocabulary, the researcher expects that the study's findings will benefit English teachers in their vocabulary instruction.

Additionally, this research gives the researcher experience teaching vocabulary in a classroom as a teacher candidate. Additionally, it is anticipated that the study's findings will benefit readers with scientifically valuable information as well as other parties with comparable research topics, resources, and references, enabling future researchers to perform even better studies.



CHAPTER II

LITERATURE REVIEW

A. Teaching Strategy

1. Definition of Teaching

Teaching is the primary activity through which schools carry out their tasks and accomplish their goals. Schools are unique institutions tasked with the education of future generations. In order to set realistic expectations for students' learning, teaching entails choosing and arranging activities or forms of contact in a way that will promote the intended learning outcomes. According to Andersone (2018), a successful, cooperative, and individualized learning process is built on good teaching.

According to some definitions, teaching is an interactive activity that takes place in specific settings between the instructor and the students with the goal of assisting them in effectively building their own knowledge. Teaching includes enabling the learner to learn, directing and encouraging learning, and creating the conditions for learning, according to Brown (2000).

Teaching is a set of specific activities in which the instructor gathers information about the academic performance and development of the students while inspiring, clarifying, drawing conclusions, and raising doubts (Vulliamy & Webb, 1991). According to Ranjit (2019), teaching is a structured set of targeted activities designed to aid in the learner's acquisition of new information.

Teaching, according to Kumar (2012: 4), is a tradic interaction involving the teacher, the students, and a series of actions that are primarily intended to modify the behavior of the students. Farrant (1980), however, comes to the conclusion that teaching is a procedure that facilitates learning. The act of imparting information to others is known as teaching. In order to be an effective educator, one must identify the following problems: A teacher ought to enliven their lesson, a teacher needs to be extremely knowledgeable and passionate about what they do. Not in a bad way, but in a positive way, a teacher is an entertainer.

2. Teaching Methods

Nadezhda and Evgeny on their research (2014) give an overview of the modern teaching methods which are most widespread in the scientific and methodological literature, they are:

- 1) Training is a teaching method that aims at developing skills and knowledge in any field by performing sequential task, activities or games. This method allows teachers to give the participants missing information and allows students to form skills of professional appropriate behaviour in the performance of professional tasks.
- 2) Case study method is training by solving spesific case. The essence of this method is a collective analysis of a situation, finding a solution and a public defence of said solution. This activity of teacher using this method includes two phases. The first phase includes creating the case, formulating the questions for analysis and developing methodological

software support materials for the students and their independent work. The second phase includes classroom activities, closing remarks and organizes discussion.

- 3) Behavioral modelling is a method of teaching interpersonal skills and professional conduct. This method can enhance the quality of training by promoting appropriate behavior in ways typical of future employment situations.
- 4) Peer feedback is where one student provides another student ongoing feedback about his/her actions, deeds and decisions. The students need to be trained to give objective feedback to make informed judgement and become competent to provide information. Thus, this method provides more efficient development of the competence of future professionals through continuous monitoring of activities.
- 5) Play project is a teaching method where learning is effected via problem solving. This method provides high activity for teaching courses and is more productive because design skills are developed and the specialist will be more flexible.
- 6) Methapor game is a teaching method aimed at developing new activities and changing behavioral attitudes. The main goal of this method is to find a new way solving a problem within the given metaphor. This form of teaching helps activate the creative skills of students.
- 7) Storytelling teaches future professionals the rules of work with the help of myths and stories from professional life. This method helps students adapt

more quickly to profession and form value judgements of the professional activities as a whole and their role in society.

- 8) Basket-method requires the development of scenarios and role-playing. For example, a student plays the role of a school teacher “is conducting a lesson.” Each “student” acts in accordance with their role unbeknownst to the “teacher.”

3. Teaching Styles

Teaching style refers to the approach or method that the teachers apply in teaching to make the class enjoyable, and fun, so all the students can engage in the learning process. Teaching styles have been established by many experts. According to Stitt et al (2001) most teachers teach in the same method in which they were taught. It means the style of teachers in teaching is affected by the method that they learned when they were students. Whereas Conti (1989) argued a teacher’s teaching style consists of all the characteristics and behaviors they consistently show in a variety of contexts while teaching. It means that even if the teachers employ various teaching methods and strategies, their teaching styles will not change. However, Cook (2008) emphasized that the term “style” reflects the dynamic element, which makes it flexible in language teaching. Even though the teaching style is regarded as persistent, the teacher is still free to modify or adjust their style of teaching based on their students’ needs. Trauth (2006) defined teaching styles are the perceptions, beliefs, attitudes, and behaviors of a teacher to facilitate the learning environment. Saswandi (2014) defined teachers’

teaching styles are the behaviors, characteristics, and mannerisms that represent teaching style and the role that is preferred to take when conveying information in a classroom.

B. Vocabulary Self-Collection Strategy

1. The Nature of VSS

Students are encouraged to highlight key terms from their reading and then present them to the class as part of the interactive vocabulary self-collection strategy (VSS). According to Amalia (2018), the goals of implementing a vocabulary self-collection strategy (VSS) are to support students in becoming more autonomous, increase their internal drive to study English, and enhance their vocabulary mastery. Additionally, this method helps kids remember the terminology they are learning for a very long period.

Vocabulary self-collection strategy (VSS) is a strategy that was first proposed by Martha Rapp Haggard in 1982. This strategy focused on creating student-centered activities in which students chose the words they were interested in learning on their own. The teacher's role in implementing this method is as a facilitator who helps students perform tasks and achieve vocabulary learning objectives.

Students can create a vocabulary list using the vocabulary self-collection strategy (VSS), which is based on their prior word knowledge. To put it briefly, vocabulary learning can be processed independently by students using the vocabulary self-collection strategy (VSS). Because the

exercises are meant to be completed in groups, this method is also known as "Collaborative vocabulary learning" because each group member searches for vocabulary on their own before discussing it with the other group members (Damanik et al., 2021). It was requested of all students to participate in the word selection process. This approach differs from traditional teaching approaches in that it doesn't need students to acquire new words through memorization or explicit instruction from the teacher.

2. Teaching English Vocabulary using Vocabulary Self-Collection Strategy (VSS)

Using vocabulary self-collection strategy (VSS), there are several procedures that must be known. The following stages are modified in each meeting (Damanik et al., 2021) :

- a. Explain about the goal of teaching and learning steps.
- b. Preparing of class management; The teacher prepares the class by dividing students into several groups, where students will work in small groups of three to five people.
- c. Activate student's background knowledge and motivate them. The teacher tests the background knowledge of the students' vocabulary by giving several questions, such as quizzes about vocabulary and then provides motivation for those who are still lacking.
- d. Explain about the reading material that will be used in the learning process. The teacher explains the reading text that students will use to find

new words that they will learn through the process of collecting words in groups.

- e. Explain about the vocabulary self-collection strategy (VSS).
- f. Modelling; The teacher gives examples of choosing new words from the reading that they will discuss in groups. The teacher also gives an example of presenting the chosen word by giving a strong reason why the chosen word is important to learn.
- g. Make several question and ask them to answer and put on the chart list. The teacher gives assignments to students in the form of groups and then asks them to answer it by discussing them with their group friends. After that, students will make a list of their answers.
- h. Ask students to explore vocabulary in the text. The teacher asks each group to explore the vocabulary they have chosen. In addition, the teacher also provides guided exercises to assist students in exploring the words they find from their reading text.
- i. Student and teacher discuss together to discover meaning from their word searching in the text. Then each group will present the word that has been found by writing down the word, the sentence used, its meaning, and the reason for choosing the word.

3. Advantages and Disadvantages of Vocabulary Self-Collection Strategy (VSS)

The vocabulary achievement of students is positively impacted by the vocabulary self-collection strategy (VSS). It is evident in the way students

approach every task with a sense of enjoyment and learning. Because this strategy maximizes students' motivation to be directly involved with interesting words through the context of reading, encourages student participation in decision-making on words chosen with their groups, and enhances students' long-term acquisition and development, the collaborative learning process in this strategy makes students active in class. These are the main advantages of utilizing VSS."

In addition, there are several advantages of using vocabulary self-collection strategy (VSS) as an effective vocabulary learning strategy in the classroom (Waro et al., 2019) as follows:

- 1) Getting students involved in group projects.
- 2) Encouraging students to infer a word's meaning from a text before consulting a dictionary.
- 3) Establishing a methodical approach to education.
- 4) Acquiring a substantial amount of incidental vocabulary from the selected material.
- 5) Fostering an interactive education.
- 6) Improving long-term memory in students.

However, the vocabulary self-collection strategy (VSS) also has some disadvantages during its implementation. Those disadvantages are:

- 1) It takes a while to apply the vocabulary self-collection strategy since it takes time to get used to the scheduled activity.

- 2) Due to the strategy's requirement that students exercise critical thinking, it is less appropriate for use with younger kids.
- 3) Because the strategy solely highlights the crucial vocabulary contained in a book, students are unable to concentrate on particular details of the text.

In summary, if the researcher can get past the drawbacks of this method, it may be a useful one in the classroom.

C. Teaching Vocabulary

1. Definition of Vocabulary

One of the linguistic components that needs to be taken into account and mastered in order to effectively communicate orally in Japanese is vocabulary (Sudjianto & Dahidi, 2004). However, as stated by Soedjito in Labib (2016), vocabulary is the entirety of a language; the vast amount of words that a writer or speaker possesses; a term from a scientific discipline; a concise and useful definition is included with the dictionary-style list of words.

Drawing from the several definitions of vocabulary previously mentioned, we may deduce that vocabulary consists of terms that are comprehensive in both their meaning and application. The simplest unit of language is called a phoneme. A word with meaning is generated by the combining of multiple phonemes. Words are the building blocks of a sentence. Vocabulary is the set of terms that a person knows in a specific language. A person's or another entity's list of terms that they are familiar with in a certain language is called their vocabulary. The collection of all the words that a person is able to

comprehend and perhaps even utilize to construct new sentences is known as their vocabulary.

A person's vocabulary is the quantity of words they know. Although linguists disagree on how to define vocabulary, they all agree that vocabulary is the primary tool available to language learners. Since verbs are necessary to construct sentences and convey ideas and emotions both orally and in writing.

It is impossible to divorce word meaning from vocabulary. In a language, a word is a unit with a specific composition and a largely independent distribution. According to Gorys Keraf (1998), words are components of spoken or written language that represent emotions and ideas that can be expressed through language.

The following definitions of the term vocabulary are found in Sarwadi (1992): Each word has a specific language; the quantity of words that an individual or group of individuals in the same setting owns; the quantity of words employed in a scientific field; every term that originated in a language; a list of words and a collection of words with an alphabetical arrangement and a linguistic description attached.

According to the aforementioned viewpoint, vocabulary is any term in a language that speakers or writers employ to convey their intentions through sentences or individual phrases.

2. Kinds of Vocabulary

There are two categories of vocabulary, according to Ismailova et al., (2018): special vocabulary and generic vocabulary. Words classified as general vocabulary can be applied to a wide range of contexts. On the other hand, words with particular meanings that are limited to particular contexts are referred to as special vocabulary.

Furthermore, vocabulary is separated into two categories: productive and receptive vocabulary. (Maskor & Baharudin, 2016) made the argument that: "Receptive vocabulary is known and understood by learners when reading or listening to a text, while productive vocabulary is assumed as the words that are understood and can be pronounced by the learners." It implies that a term can be classified as productive vocabulary if students can correctly create it when they wish to speak or write, but it can also be classified as receptive vocabulary if they can understand it when they hear it or read it. As a result, the researcher's study was limited to generic vocabulary, which consists of nouns and adjectives. The researcher also considered the students' proficiency with both productive and receptive vocabulary.

a. Noun

Words that describe people, things, places, plants, and animals are called nouns. According to Danial (2017), nouns are the most crucial components and have to be arranged in a sentence's structure. It may be simpler for students to comprehend all of the concepts or meanings contained in a phrase if they have a solid comprehension of nouns. Concrete and abstract

nouns are the two categories into which nouns can be separated. An abstract noun is a notion that illustrates specific qualities without making reference to an objective reality, whereas a concrete noun is a term that describes a genuine object that can be seen, touched, felt, smelt, or heard. Alternatively, abstract nouns are understood to be nouns that are not perceptible to the five senses (Kusumawardhani, 2015). But the researcher in this study only looked at common nouns, or concrete nouns.

Nouns that denote anything in general or do not specifically relate to anything are known as common nouns. A common noun is a word used to describe an item, someone, or location. Typically, a group of related nouns' names are described by common nouns. Here are a few instances of common nouns : attorney, instructor, pencil, eraser, store, mirror, market, book, table, chair and lecturer.

Common nouns have a wide range because they are often found in sentences. In writing, common nouns are not written with capital letters, unless they are at the beginning of the sentence, as can be seen below:

- 1) He can speak several language.
- 2) Her mother gives her many books for her birthday gift.
- 3) Ama live in an apartment located in Depok.
- 4) Fira told me that she wanted to be a teacher.
- 5) My boyfriend bought me a pair of shoes yesterday.

b. Adjective

Typically, adjectives that characterize a word come after the noun. Nouns or other substantives are followed by adjectives to characterize and indicate the nature of the nouns that come after them (Rumokoy, 2018). Adjectives may come before or after a noun. Adjectives in English can be classified into four categories: proper, descriptive, quantitative, and numerical. Nevertheless, the researcher's attention was limited to quantitative and descriptive descriptors in this investigation.

1) Descriptive Adjectives

Descriptive adjectives are adjectives used to describe nouns or pronouns so that they become clearer. According to Hendri (2014):

"Descriptive adjectives are the largest class of the four types of adjectives. In grammar, an adjective is a word whose main syntactic role is to modify a noun or pronoun, giving more information about the noun or pronoun's definition."

There are three types of descriptive adjectives that students should know, namely simple adjectives, compound adjectives and proper adjectives as follows:

a) Simple Adjectives

The most fundamental kind of descriptive adjectives are simple adjectives. Aspects or attributes including sensation, time, sound, number, taste, appearance, size, age, color, form, and material are all expressed by

these words. In this manner: appealing, adverse, bitter, cautious, inexpensive, stylish, costly, good, large, contemporary, wet, and sweet.

b) Compound Adjectives

When two words are joined to make a descriptive adjective, compound adjectives are produced. Usually, a hyphen separates the two terms as follows: self-absorbed vital, easily agitated, left-handed four-fold, bow-legged, and next-door.

c) Proper Adjectives

Proper adjectives are descriptive adjectives that come from proper nouns such as nations, regions, and religions as follows: Indonesian, Canadian, English, Buddhist.

As an adjective that has the largest class, descriptive adjectives can be found in every sentence in daily conversation, such as: Yuli has a yellow motorcycle, David is a brave man, Chaidir is reading the new newspaper in his room, My mother has a beautiful child.

2) Quantitative Adjectives

Adjectives that express an object's quantity are known as quantitative adjectives. Adjectives with numerical values can express how many objects there are or how many there are in total. As an illustration: He consumed some bread, she is not very bookish, Yesterday, we made a large milk purchase, The cupboard is stocked with a plenty of fruit, This class's entire student body has visited the library, My sister carried her purse overflowing

with cash, I would love for you to spend a few days here, In my bag, there are no chocolates, I will consume the entire pizza by myself.

3. Teaching Vocabulary

Strategy for Vocabulary Instruction One of the key components of language learning that students need to grasp so that conversation can flow smoothly is vocabulary. In actuality, students still have a poor level of vocabulary proficiency, particularly among junior high school students. It is brought on by the fact that teachers' methods of teaching vocabulary don't seem to be drawing in their students. According to Pertiwi et al., (2021), in order for students to enjoy the teaching and learning process in the classroom, teachers must employ suitable strategies of instruction.

In general, there are two different approaches that may be utilized to teach vocabulary: direct strategy and indirect method. The term direct method refers to a variety of instructional strategies that use language as the subject of definition and contextual exercises, such as word search puzzles, scramble games, and make-a-match exercises. On the other hand, the indirect strategy consists of reading, writing, speaking, and listening exercises that encourage vocabulary growth. Examples of these exercises are flashcards and vocabulary self-collection strategy (VSS).

4. Testing Vocabulary

A test is only a numerical expression that assesses a person's aptitude, expertise, or performance in a particular field (H. Douglas Brown, 2007). According to Madsen (1983:12), the goal of a vocabulary exam is to assess a

student's ability to comprehend and utilize words effectively in both writing and speaking. Additionally, he mentioned the following four main categories of vocabulary tests (Madsen, 1983:12):

- a. Beginners should use Limited Response. basic verbal responses like "yes" or "no" or basic physical actions like pointing at something are required for the test items.
- b. Multiple Choice in a completion exam, four vocabulary items are provided, and students must select one to complete a phrase that is lacking a word.
- c. Multiple Choice A paraphrase exam consists of giving a sentence with a single highlighted word. Students select the word from a list of four that most closely matches the things that are highlighted.
- d. For Simple Completion (words), students fill in the blanks for the words that are missing from the sentence.

D. Theoretical Framework

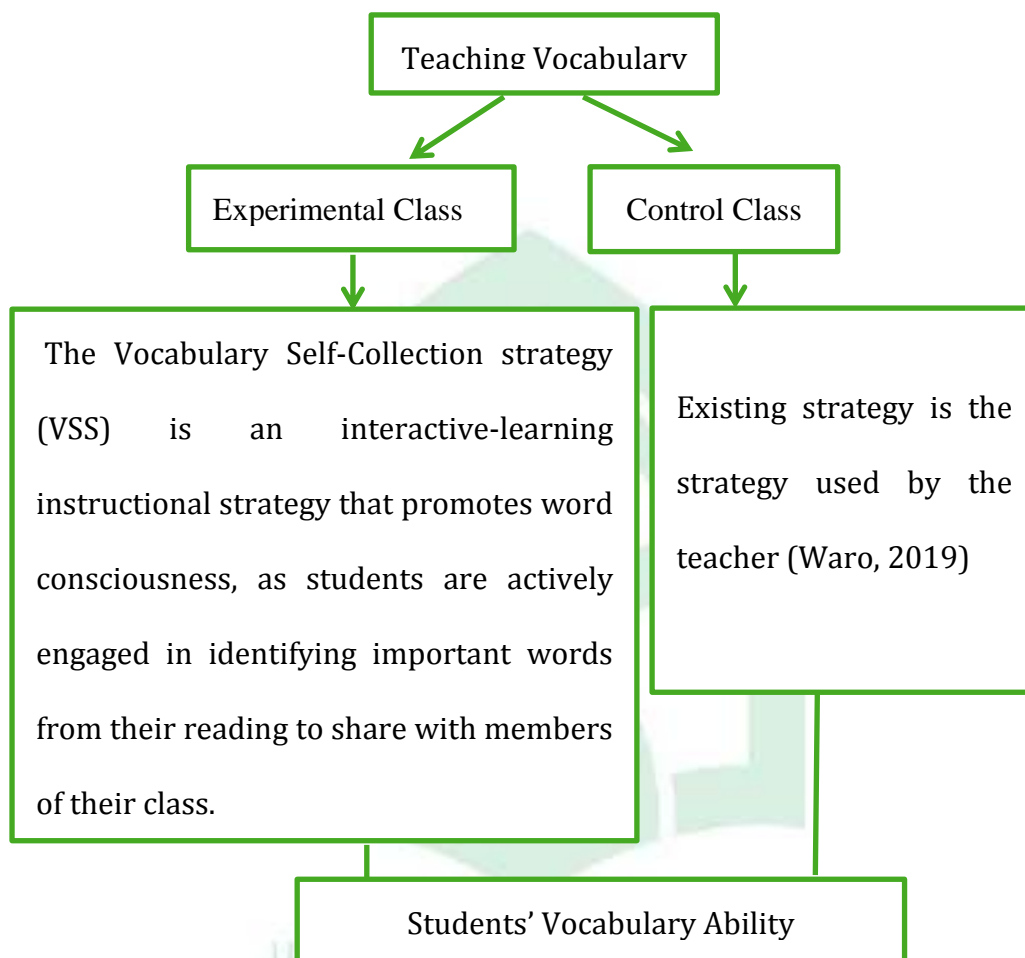


Figure-2.1 Theoretical Framework

The theoretical framework of this research will be the basis or the entire research activities. In other words, this term is a guide in the process of the use vocabulary self-collection strategy in teaching vocabulary. In this research, the researcher will use two classes, in the experimental class the researcher will use the VSS strategy, while in the control class the researcher will use the strategy that has been used by the English teacher of the first grade at SMA Islam Hizbul Wathan. The researcher assumes that VSS is an effective strategy in teaching vocabulary. Students' vocabulary achievement can be better than before by using VSS.

CHAPTER III

RESEARCH METHOD

A. Types and Location of Research

This research is included in the type of experimental research. According to Mulyatiningsih (2012), experimental research is carried out to determine the effectiveness of the work/product being experimented with compared to other existing work/products. This type of research is said to be a productive type of research method, because if this research is carried out well it will be able to answer hypotheses related to cause and effect relationships.

This Research was carried out at SMA Islam Huizbul Wathan, which is located at Kasimburang, Desa Belapunranga, Kec. Parangloe, Kab. Gowa.

B. Population and Sample

The population of the study was all students at the first grade of SMA Islam Hizbul Wathan in academic year 2023/2024. The total number of the students is 36. In selecting the sample for this research, the researcher used purposive sampling which selected the population based on some consideration, such as the interview with an English teacher and pre-test. Therefore, the sample of this study were 18 the students at the Tenth grade of X IPS as an experimental class and 18 the students at the Tenth grade of X IPS as a controlled class.

The researcher chooses the class X-IPS as the samples because in applying the experimental design, the samples must not be too “good” and too “bad” in their English achievement.

C. Procedure of Collecting Data

In this research, the researcher conducted the following steps in collecting the data:

1. Pre-test

In this study, the pre-test is useful to measure students' vocabulary mastery before being given treatment. A pre-test will be given to the experimental group and control group at the first meeting. The researcher gave students a set of vocabulary test that aim to determine their vocabulary mastery before being given treatment. The test questions consisted of 10 identifying questions, 10 completion questions, and 10 true/false question.

2. Treatment

The treatment in the class experiment in teaching Reading Descriptive Text by Using Vocabulary Self-Collection Strategy (VSS). Consisted of some meetings. The steps in teaching Reading Descriptive Text were as follow:

- a. The researcher gave the self-introduction the explained descriptive text for the students; explain to them what is descriptive text and purpose.
- b. Then, the researcher explained the Vocabulary Self-Collection Strategy (VSS) and how to work it.
- c. After that, the researcher gave an example of a descriptive text.

- d. Then, the researcher asked the students to divide the group of four-five people of each group in applies Vocabulary Self-Collection Strategy (VSS).
- e. The researcher asked the students to read the reading text that given with group them.
- f. The researcher asked the students to find words unfamiliar or interest.
- g. Then, the researcher asked each member of the group representation group them for presentation in front of the class the words that have found.
- h. The researcher asked students to write down on the whiteboard and presentation the word with questions below;
 - 1) What is the meaning or definition of the word?
 - 2) Where are you found the word?
 - 3) Why do you choose the word?
- i. After finished, the researcher shares information about vocabulary in reading the descriptive text about the text.

The treatment in the class control in teaching Reading Descriptive Text were as follow:

- a. The teacher asks questions related to pictures of places famous historical tours/ buildings.
 - 1) Have you ever travelled before? Where?
 - 2) What come to your mind after seeing the picture?
 - 3) Have you ever been there?
 - 4) What is it like it?

- b. The teacher covers the topic, activities and learning agenda.
- c. Students watch videos about Description of tourist attractions what teacher share.
- d. Students discuss with teacher about the video
 - 1) What do you think about the video?
 - 2) Do you have a place to recommend like in the videos?
- e. Students form groups according to Teacher.
- f. Students are given LKPD by the teacher
- g. Students watch the video again and answer with carefully discuss in groups
- h. Students give conclusions about social function, and structure text.
- i. Students and teachers provide conclusion and reflection
 - 1) What have you learned today?

3. Post-Test

A post-test was given to both groups; the experimental and the control group at the last meeting after the experimental group was given treatment. The post-test became the last research session in class. A post-test was used to see whether students' vocabulary ability has improved after receiving treatment or not. The type of test was used in the post-test is the same as the test was used in the pre-test, which consists of 10 identifying questions, 10 completion questions, and 10 true/false question.

D. Research Design

In this study, the researcher was used a quantitative method in which the design is a quasi-experimental research. The researcher employed experimental design because this research is formed to make casual inferences about the relationship between independent variables and a dependent variable (Creswell, 2020) that is to find whether there is an effect of vocabulary self-collection strategy on student's vocabulary mastery.

Quasi-experimental research with non-equivalent control group design method is a method that has a control group, but cannot fully function to external variables that influence the implementation of the experiment (Sugiyono, 2019).

E. Research Instrumen

The researcher collected data on instruments based on measures completed by the participants or by observations recorded by the researcher. Not every available research instruments has already being tested or suitable with the research situation. The instruments that used in this study to collect the data as follows:

1. Vocabulary test

The test items in the pre-test are exactly same as those in the post-test. The test is objective in the sense that they can be scored without requiring any judgement by the scorer as to whether an answer is correct or not. This research used identifying questions, completion questions, and

true/false question. multiple choice completion and matching word. The researcher gave the test that contains 30 items. The first kind is identifying questions that contains 10 items. The second is 10 number of completion questions. The third is true or false question (See Appendix 1).

2. Evaluation Criteria

a. Pre – test

- 1) identifying questions, there are 10 items and each item is scored 1, so the total score of this type is 10.
- 2) completion questions, there are 10 questions and each item is scored 1, so the total score of this type is 10.
- 3) True or false questions, there are 10 questions and each item is scored 1, so the total score of this type is 10.

For the total score is identifying questions score, completion questions score, and true or false questions score divided by three equals to ten. The best score is 10. (See Appendix 1)

b. Post – test

- 1) identifying questions, there are 10 items and each item is scored 1, so the total score of this type is 10.
- 2) completion questions, there are 10 questions and each item is scored 1, so the total score of this type is 10.
- 3) True or false questions, there are 10 questions and each item is scored 1, so the total score of this type is 10.

For the total score is identifying questions score, completion questions score, and true or false questions score divided by three equals to ten. The best score is 10. (See Appendix 3)

Table 3.1 Level of Categorization

No	Criteria	Score
1	Excellent	90-100
2	Good	80-89
3	Average	70-79
4	Poor	0-69

(Adapted from SMA Islam Hizbul Wathan)

F. Data Validation

To find out whether the instrument is valid or not, the author uses a validity test. Test validity refers to the extent to which the test actually measures. In this research the researcher tested the validity of the test using experts to validate the instrument.

G. Data Processing and Analysis Strategys

In the data analysis strategy, there are several steps that the researcher took, namely calculating the individual student scores, mean scores, squared deviations, and t-test. In this case, the researcher was used the formula proposed by (Arikunto, 2013). The first step is the researcher analyzed the test results. This is to determine the individual scores of students on the pre-test and post-test. The researcher used the formula (Arikunto, 2013) as follows:

$$\Sigma = \frac{x}{N} \times 100$$

Where:

Σ = standard score

x = raw score

N = maximum score

100 = constant score

After getting the students' individual scores, the researcher calculated the mean scores of each experimental and control group by analyzing the data from the pre-test and post-test. The researcher used the formula (Arikunto, 2013) as follows:

$$M = \frac{\Sigma x}{N}$$

Where:

M = mean score

Σx = students standard score

N = number of students

In the next step, the researcher calculated the number of squared deviations to find out if there is a significant difference between the results of the pre-test and post-test of each experimental and control group. In this case, the researcher will use the formula (Arikunto, 2013) as follows:

- a. The formula for experimental group

$$\sum x^2 = \sum x^2 - \frac{(\sum X)^2}{N}$$

- b. The formula for control group

$$\sum y^2 = \sum y^2 - \frac{(\sum Y)^2}{N}$$

Where:

$\sum x^2$ = sum of square deviation of experimental group

$\sum y^2$ = sum of square deviation of control group

N = total number of students

$\sum X^2$ = the square deviation sum of experimental group

$\sum Y^2$ = the square deviation sum of control group

Finally, after obtaining the square deviation of the two groups, the researcher applies the t-test formula. This formula used to analyze if there significant differences between the results of the experimental group that received treatment and the results of the control group that did not receive treatment. This formula showed how effective the treatment is. The researcher used the formula (2013:354) as follows:

$$t = \frac{MX - MY}{\sqrt{\left[\frac{\sum x^2 + \sum y^2}{Nx + Ny - 2} \right] \left[\frac{1}{Nx} + \frac{1}{Ny} \right]}}$$

Where:

t = t-tested

Mx = mean scores of experimental group

My = mean scores of control group

$\sum x^2$ = the total square of experimental group

$\sum y^2$ = the total square of control group

N_x = total number of students of experimental group

N_y = total number of students of control group

H. Hypothesis Test

Based on the literature that has been explained before, the researcher put forward the hypotheses of the research as follows:

1. If probability value $(p) > 0.05$; H_1 is accepted and H_0 is rejected. It means the use of Vocabulary Self-Collection Strategy (VSS) is effective in teaching vocabulary.
2. If probability value $(p) < 0.05$; H_0 is accepted and H_1 is rejected. It means the use of Vocabulary Self-Collection Strategy is not effective in teaching vocabulary.

CHAPTER IV

RESEARCH FINDINGS AND DISCUSSION

A. Findings

1. Test Result

The researcher provided data from the investigation in this chapter. The research's data gathering period ran from February 7th, 2024, to March 6th, 2024. This study used tests with a pre-test and a post-test as its research tool. The researcher administered the medication twice a week, on Wednesdays and Fridays, between February 7th, 2024, to March 6th, 2024. The students were divided into five groups, each with six students, so that the researcher could teach the experimental group. During every meeting, the groups determined word categories from the text provided by the researcher, which included common nouns, descriptive adjectives, and quantitative adjectives. They then gave a presentation to the class on the outcomes of their group project. The researcher allocated an hour and a half to administer the treatment.

a. Result of Pre-test

The researcher conducted pre-test on February 7th, 2024 for the experimental and the control group. The results of the pre-test for both groups are presented in the following table:

Table 4.1 The Pre-test Result of Experimental Group

No	Initial Names	Maximum Score	Raw Score	Standard Score	Criteria
1	AS	30	10	33.33	Poor
2	AK	30	8	26.67	Poor
3	AAN	30	9	30	Poor
4	AM	30	9	30	Poor
5	A	30	8	26.67	Poor
6	AAY	30	15	50	Poor
7	DS	30	10	33.33	Poor
8	DSA	30	22	73.33	Average
9	DIS	30	10	33.33	Poor
10	IT	30	8	26.67	Poor
11	I	30	9	30	Poor
12	MP	30	15	50	Poor
13	M	30	12	40	Poor
14	M	30	15	50	Poor
15	MAB	30	20	66.67	Poor
16	MAM	30	15	50	Poor
17	MA	30	18	60	Poor
18	MF	30	25	83.33	Good
Total				793.33	
Mean Score of Pre-test				44.07	

(From: The researcher)

Based on the table, it can be seen that the highest score is 83.33 and the lowest score is 26.67. Referring to the passing grade score of the school, there were only two students passed the pre-test and 16 students poor the test. The results showed one student achieved average criteria and one student achieved good criteria. After getting the students' individual scores of experimental group, the researcher calculated the mean score and it is 44.07.

Table 4.2 The Pre-test Result of Control Group

No	Initial Names	Maximum Score	Raw Score	Standard Score	Criteria
1	MI	30	24	80	Good
2	MI	30	18	60	Poor
3	MIJ	30	9	30	Poor
4	MR	30	18	60	Poor
5	MS	30	14	46.67	Poor
6	MT	30	17	56.67	Poor
7	M	30	14	46.67	Poor
8	NP	30	18	60	Poor
9	NAQ	30	16	53.33	Poor
10	NRA	30	22	73.33	Average
11	RR	30	10	33.33	Poor
12	RJ	30	12	40	Poor
13	R	30	13	43.33	Poor
14	SSY	30	16	53.33	Poor
15	SK	30	11	36.67	Poor
16	SN	30	10	33.33	Poor
17	U	30	22	73.33	Average
18	VU	30	16	53.33	Poor
Total				933.32	
Mean Score of Pre-test				51.85	

(From: The researcher)

Based on the table, it can be seen that the highest score is 80 and the lowest score is 33.33. Referring to the passing grade of the school, three students passed the pre-test and 15 students failed it. The results showed two students achieved average criteria and one student achieved good criteria. After getting the students' individual scores of control group, the researcher calculated the mean score and it is 51.85.

After comparing the results of the two groups, the researcher that there is a difference of mean score of experimental and control group. The

score of the experimental group is 44.07 and score of the control group is 51.85; then the difference is about 7.78 scores. It indicates that mean score of the pre-test of control group is higher than experimental group. It can also be seen from the number of students passed the test, which is in the control group, two students achieved average criteria and one student achieved good criteria, while in the experimental group, only one student achieved average criteria and one student achieved good criteria.

b. Result of Post-test

The researcher conducted post-test on March 6th, 2024 for the experimental and the control group. The results of the post-test for both groups are presented in the following table:

Table 4.3 The Post-test Result of Experimental Group

No	Initial Names	Maximum Score	Raw Score	Standard Score	Criteria
1	AS	30	20	66.67	Poor
2	AK	30	24	80	Good
3	AAN	30	29	96.67	Excellent
4	AM	30	27	90	Excellent
5	A	30	26	86.67	Good
6	AAY	30	20	66.67	Failed
7	DS	30	24	80	Good
8	DSA	30	26	86.67	Good
9	DIS	30	18	60	Poor
10	IT	30	21	70	Average
11	I	30	20	66.67	Poor
12	MP	30	24	80	Good
13	M	30	23	76.67	Average
14	M	30	23	76.67	Average
15	MAB	30	20	66.67	Poor
16	MAM	30	24	80	Good

17	MA	30	26	86.67	Good
18	MF	30	27	90	Excellent
Total				1406.7	
Mean Score of Post-test				78.15	

(From: The researcher)

Based on the table, it can be seen that the highest score is 96.67 and the lowest score is 60.00. Referring to the passing grade of the school, 14 students passed the post-test and four students failed it. The results showed three students achieved average criteria, seven students achieved good criteria and three students achieved excellent criteria. After getting the students' individual scores of experimental group, the researcher calculated the mean score by using formula purposed by Arikunto (2013:315) and it is 78.15

Table 4.4 The Post-test Result of Control Group

No	Initial Names	Maximum Score	Raw Score	Standard Score	Criteria
1	MI	30	20	66.67	Poor
2	MI	30	21	70	Average
3	MIJ	30	21	70	Average
4	MR	30	26	86.67	Good
5	MS	30	20	66.67	Poor
6	MT	30	19	63.33	Poor
7	M	30	16	53.33	Poor
8	NP	30	25	83.33	Good
9	NAQ	30	18	60	Poor
10	NRA	30	20	66.67	Poor
11	RR	30	17	56.67	Poor
12	RJ	30	18	60	Poor
13	R	30	21	70	Average
14	SSY	30	18	60	Poor
15	SK	30	16	53.33	Poor

16	SN	30	17	56.67	Poor
17	U	30	28	93.33	Excellent
18	VU	30	23	76.67	Average
Total				1213.34	
Mean Score of Post-test				67.41	

(From: The researcher)

Based on the table, it can be seen that the highest score is 93.33 and the lowest score is 53.33. Referring to the passing grade of the school, 8 students passed the post-test and 11 students failed it. The results showed four students achieved average criteria, two students achieved good criteria and one student achieved excellent criteria. After getting the students' individual scores of control group, the researcher calculated the mean score by using the same formula as previous and it is 67.41.

After comparing the results of the two groups, the researcher found that there is a difference of the mean score between the experimental and the control group after given treatment. The scores of the experimental group is 78.15 and the score of the control group was not given treatment is 67.41. It shows that the difference is about 9.73 scores. It is indicated that there is a significant difference of the students' mean scores before giving treatment, which the mean score of the experimental group on the pre-test is 42.40 while the mean score of the experimental group on the post-test is 78.15. There is a rapid change after treatment in the experimental group, in which there is an increasing score about 35.75 from the initial score. It can also be seen from the number of students passed the school's

passing grade, which previously had only two students passed the test with average and good criteria, increased to 14 students with average, good, and excellent criteria.

2. Deviation and Square Deviation

After getting the mean score of the pre-test and post-test, the researcher continued to count the mean deviation and square deviation to determine if there was a significant difference between the results of the pre-test and post-test of experimental and control group. The results are presented in the following table:

Tabel 4.5 Students' Score Deviation of Experimental Group

No	Initial Names	Students Score		Deviation (X1-X2)	X2
		Pre-test (X1)	Post-test (X2)		
1	AS	33.33	66.67	33.34	1111.56
2	AK	26.67	80	53.33	2844.09
3	AAN	30	96.67	66.67	4444.89
4	AM	30	90	60	3600
5	A	26.67	86.67	60	3600
6	AAY	50	66.67	16.67	277.889
7	DS	33.33	80	46.67	2178.09
8	DSA	73.33	86.67	13.34	177.956
9	DIS	33.33	60	26.67	711.289
10	IT	26.67	70	43.33	1877.49
11	I	30	66.67	36.67	1344.69
12	MP	50	80	30	900
13	M	40	76.67	36.67	1344.69
14	M	50	76.67	26.67	711.289
15	MAB	66.67	66.67	0	0
16	MAM	50	80	30	900
17	MA	60	86.67	26.67	711.289
18	MF	83.33	90	6.67	44.4889
Total				613.37	26779.69

(From: The researcher)

By looking at the table above, it can be seen that the highest score for deviation (D) is 66.67 and the lowest score for deviation is 0. Furthermore, the highest score for square deviation (D²) is 4444.89 and the lowest score for square deviation is 0.

Tabel 4.6 Students' Score Deviation of Control Group

No	Initial Names	Students Score		Deviation (X1-X2)	X2
		Pre-test (X1)	Post-test (X2)		
1	MI	50	66.67	16.67	277.889
2	MI	60	70	10	100
3	MIJ	30	70	40	1600
4	MR	60	86.67	26.67	711.289
5	MS	46.67	66.67	20	400
6	MT	56.67	63.33	6.66	44.3556
7	M	46.67	53.33	6.66	44.3556
8	NP	60	83.33	23.33	544.289
9	NAQ	53.33	60	6.67	44.4889
10	NRA	73.33	66.67	6.66	44.3556
11	RR	33.33	56.67	23.34	544.756
12	RJ	40	60	20	400
13	R	43.33	70	26.67	711.289
14	SSY	53.33	60	6.67	44.4889
15	SK	36.67	53.33	16.66	277.556
16	SN	33.33	56.67	23.34	544.756
17	U	73.33	93.33	20	400
18	VU	53.33	76.67	23.34	544.756
Total				310.02	7278.62

(From: The researcher)

By looking at the table above, it can be seen that the highest score for deviation (D) is 26.67 and the lowest score for deviation is 6.66. Furthermore, the highest score for square deviation (D²) is 711.289 and the

lowest score for square deviation is 44.3556. After knowing the deviation and square deviation of the two groups, the researcher then calculated the mean deviation of each group and the result show that the mean deviation of control group is 17.22 and the mean deviation of experimental group is 34.08.

After getting the mean deviation of experimental and control group, the researcher then calculated the number of squared deviations using the formula purposed by Arikunto (2013: 355) and it is:

- a. Experimental group = 5878.43
- b. Control group = 1939.05

By looking at the results above, it can be presented that the squared deviation score of the experimental group is 5878.43 and the squared deviation score of the control group is 1939.05. Next, the researcher applied the t-test formula to show how effective the treatment is. The researcher uses a formula purposed by Arikunto (2013) and it is t-test (3.37).

3. Hypothesis Testing

To determine whether the treatment is effective or not, hypothesis testing was carried out. If the t-test is higher than the t-table, it means that the hypothesis in this study is accepted or the use of vocabulary self-collection strategy (VSS) has a significant effect in teaching vocabulary. Meanwhile, if the t- count is lower than the t-table, it means that the hypothesis in this study is rejected or the use of vocabulary self-collection

strategy (VSS) has no significant effect in teaching vocabulary. In order to determine whether the hypothesis is either accepted or rejected, the researcher did the computation, and the result of calculations showed that the t_{table} was 1.6892.

The results of the data analysis show that the t-test is 3.337. Then, by using the 0.05 level of significance with the degree of freedom ($df = 34$), the researcher finds that the t-test (3.37) is higher than the t-table (1.6918). This shows that the hypothesis in this study is successful or accepted. In short, the strategy used in this study (Vocabulary self-collection strategy or VSS) is effective in teaching vocabulary for the Tenth grade at SMA Islam Hizbul Wathan.

B. Discussion

The objective of this research is to use the vocabulary self-collection strategy (VSS) to increase students' vocabulary mastery. The objective of this research is declared to have been accomplished when the test was distributed, the experimental group was given the therapy, and the data from both groups was calculated and found. If, on the pre-test, the experimental group's mean score was lower than the control group's, but, on the post-test, the experimental group's mean score was higher than the control group.

Additionally, in the experimental group, two students passed and sixteen failed the pre-test, while in the control group, three students passed and fifteen failed, based on the school's passing mark. Furthermore, two

students in the control group met the average criteria and one student met the good criteria; in contrast, just one student in the experimental group met the average criteria and one student met the good criteria.

The post-test, however, revealed a notable shift. Thirteen students passed and five failed in the experimental group, compared to eight students passing and eleven failing in the control group. Furthermore, only three students in the experimental group met the average criteria, seven met the good criteria, and three met the excellent criteria; in contrast, three students in the control group met the good criteria, one met the excellent criteria, and four students met the average criteria. It shown that more students in the experimental group than in the control group were able to complete the post-test and receive a passing grade.

According to the researcher, that happened as a result of the treatment's effects. When the vocabulary self-collection strategy (VSS) was first introduced, the researcher discovered that students frequently struggled to distinguish between terms that belonged in descriptive and quantitative adjectives. Students' work from the first meeting to the fourth shows this; they were mostly incorrect in the adjective component and mostly correct in the noun part. This is a result of their frequent preference for nouns and verbs over adjectives. Furthermore, they are unaware that adjectives can be categorized as descriptive or quantitative for the first time.

On the other hand, the level of vocabulary self-collection strategy (VSS) application at the fifth meetings indicated that students' abilities to

identify descriptive and quantitative adjectives had changed significantly. Their worksheet findings demonstrated that, similar to nouns, they were able to locate a large number of adjective words. Additionally, they are adept at using these terms in sentences. In light of this, it may be concluded that the experimental group's treatment by the researcher was successful in acclimating the students to the use of nouns and adjectives, leading to an increase in vocabulary knowledge when compared to the control group.

In addition, the researcher discovered a number of implementation flaws with the vocabulary self-collection strategy (VSS). Firstly, the strategy requires a lot of time to use, so the researcher needs to plan an organized set of tasks to ensure that learning proceeds as planned. Furthermore, because this strategy only highlights the crucial vocabulary contained in the text, Idriani (2018) noted that she had trouble focusing students' attention on certain content in the text during her research utilizing this strategy. Basically, the researcher encountered the same issue and had to provide additional explanations to the students in order for them to understand the specific content in the text.

The vocabulary self-collection strategy has been shown to be effective in increasing students' vocabulary mastery, despite certain drawbacks in its application. The results are consistent with earlier research; Arisman (2021) asserts that senior high school students' vocabulary mastering might be greatly enhanced by employing a vocabulary self-collection strategy (VSS) during the learning process. Additionally, Idriani (2018) reveals that

university students' vocabulary mastering can be enhanced by using a vocabulary self-collection strategy (VSS). Karral (2022) stated that the students were active and teaching learning student was effective. This strategy helped the students comprehend main idea, supporting idea, inference, reference and vocabulary of the text. Febrisera et al, (2021) stated that the VSS has a significant effect on students' reading comprehension and vocabulary mastery only for the Eight grade level at SMPN 1 Sanggau Kapuas, West Kalimantan. The reason, it can be concluded that VSS can develop students' competence in reading and mastering vocabulary.

These elucidate that the use of a vocabulary self-collection strategy seems to be efficacious in enhancing students' vocabulary knowledge across multiple educational levels, specifically SMP, SMA, and University.

BAB V

CONCLUSSION AND SUGGESTION

A. Conclusion

The Vocabulary Self-Collection Strategy (VSS) is a useful teaching method at SMA Islam Hizbul Wathan that enhances students' vocabulary mastery. The data analysis results demonstrate that the experimental group's post-test mean score of 78.15 is higher than the control group's post-test mean score of 67.41. There was a noteworthy shift in the experimental group's post-test mean score (34.08) compared to the pre-test mean score. Furthermore, the fact that the t-test (3.37) is greater than the t-table value (1.6918) further supports this claim. It denotes the acceptance of the researcher's hypothesis for this investigation.

B. Suggestions

Based on the above-mentioned result, the researcher would like to offer some recommendations for students and teachers in order to enhance the teaching and learning of English, especially in vocabulary. Students must first be able to understand the researcher's shared material and become comfortable with the process of discovering new words. Next, in order for students to retain language, they need to be able to explain their decision to learn it. Next, students rehearse being bold enough to raise their hands in class. As a result, the researcher in this study also gave the students practice presenting their vocabulary lists in front of the class by speaking in front of

them.

Secondly, educators need to incorporate active learning and teaching strategies that engage students. Because it works to increase students' vocabulary, the researcher in this study advises English teachers to employ a vocabulary self-collection strategy with junior high school students. English teachers can encourage their students to look up words on their own that pique their interest, which can help them feel more comfortable learning a large vocabulary. Teachers must also be able to establish a dynamic learning environment in the classroom in order to prevent students from becoming bored while learning. Through group talks, the researcher in this study attempted to prevent students from becoming bored while studying English.



BIBLIOGRAPHY

- Amalia, N. (2018). Meningkatkan Penguasaan Vocabulary Siswa Menggunakan Vocabulary Self-Collection Strategy. *Journal of Education Aaction Research*.
- Andersone, R. (2018). Character Education in Curriculum. *Proceedings of the Multidisciplinary Academic Conference*.
- Antang, H. A., Usadiati, W., Luardini, M. A., & Compound, J. (2022). 1 , 2 , 3. 10(1), 13–18.
- Arikunto Suharsimi. (2013). Prosedur penelitian suatu pendekatan praktik. In *Jakarta: Rineka Cipta*.
- Arisman, R. (2021). Vocabulary Self-Collection Strategy: Is It Effective to Improve Vocabulary Mastery Achievement on Senior High School Students? *J-SHMIC : Journal of English for Academic*.
[https://doi.org/10.25299/jshmic.2021.vol8\(2\).7446](https://doi.org/10.25299/jshmic.2021.vol8(2).7446)
- Brown, H. D. (2000). 04. Teaching By Principles. *Teaching by Principles: An Intérractive Approach to Language Pedagogy*.
- Creswell, J. W. (2020). Penelitian Kualitatif & Desain Riset : Memilih di Antara Lima Pendekatan. In *Mycological Research*.
- Croll, C. (1971). Teaching Vocabulary. *College Composition and Communication*. <https://doi.org/10.2307/356214>
- Damanik, E. S. D., Daulay, S. H., Wandini, R. R., & Siagian, I. (2021). the Use of Vocabulary Self-Collection (Vss) Strategy in Increasing Student Reading Comprehension. *Getsempena English Education Journal*, 8(1), 54–64.
<https://doi.org/10.46244/geej.v8i1.1228>
- Danial, A. (2017). Fungsi Internal Dan Kategori Frase Nomina Dalam Journal Of The Poetic And Linguistic Association Vol 11 (Analisis Sintaksis). *Jurnal Skripsi*.

- Farrant, J. (1980). *Principles and Practice of Education. Essex England: Longman Group Limited.*
- Febrisera, L., & Sugirin. (2022). The Effectiveness of Vocabulary Self-Collection Strategy On Students' Reading And Vocabulary Achievement: A Quasi-Experimental Research. *JEELS (Journal of English Education and Linguistics Studies)*. <https://doi.org/10.30762/jeels.v8i2.2949>
- H. Douglas Brown. (2007). *Principles of language learning and Teaching, Fifth Edition. In Pearson Longman.*
- Haggard, M. R. (1986). The vocabulary self-collection strategy: Using student interest and world knowledge to enhance vocabulary growth. *Journal of Reading*.
- Hayati, N. N., & Syahrul, S. (2021). The Development of Matching Game as Media to Teach Vocabulary for Elementary School Students. *EduBasic Journal: Jurnal Pendidikan Dasar*. <https://doi.org/10.17509/ebj.v3i2.32630>
- Hendri, H. (2014). Students Ability To Use Descriptive Adjective In Sentence. *Anterior Jurnal*. <https://doi.org/10.33084/anterior.v14i1.227>
- Idriani, S. (2018). The Effectiveness Of Self Collection Strategy And Motivation On Students' English Vocabulary Mastery. *Jurnal Basis*. <https://doi.org/10.33884/Basisupb.V5i1.318>
- Ismailova, K. E., Bondareva, O. V., Beloglazova, L. B., & Pokrovskiy, G. B. (2018). Teaching reading skills to foreign non-philology students using internet resources during pre-university training. *Espacios*, 39(21).
- Karall, W. R. (2022). the Influence of Vocabulary Self-Collection Strategy (Vss) Towards Students' Reading Comprehension At the Tent Grade of Sma Negeri 1 Menggala in 2021/2022. *Journal of English Education Students (JEES)*, 4(1), 1–9. <http://www.stkipgribl.ac.id/eskripsi/index.php/jees/article/view/270>
- Kusumawardhani Bahasa Inggris Akademi Bahasa Asing Bsi Jakarta Jl Salemba Raya Tengah No, P., & Pusat, J. (2015). *the Analysis of Morphology in Writing an English Narrative Composition*. VII(01), 32–40.

- Maskor, Z. M., & Baharudin, H. (2016). Receptive Vocabulary Knowledge or Productive Vocabulary Knowledge in Writing Skill, Which One Important? *International Journal of Academic Research in Business and Social Sciences*. <https://doi.org/10.6007/ijarbss/v6-i11/2395>
- Mulyatiningsih, E. (2012). Metodologi Penelitian Terapan. In *Alfabeta*. Yogyakarta.
- Pertiwi, C. M., Rohaeti, E. E., & Hidayat, W. (2021). the Students' Mathematical Problem-Solving Abilities, Self-Regulated Learning, and Vba Microsoft Word in New Normal: a *Infinity Journal*, 10(1), 17–30. <http://e-journal.stkipsiliwangi.ac.id/index.php/infinity/article/view/2032>
- Ranjit, K. (2019). Research Methodology: A Step-by-Step Guide for Beginners - Ranjit Kumar - Google Books. In *Sage*.
- Rumokoy, T. R. (2018). Kata Sifat Bahasa Inggris dalam Jurnal English Teaching Forum. *Jurnal Budaya*, 2(1), 1–12.
- Seprisa, S., Dewi, M. P., Reflinda, R., & Safitri, W. (2022). The Correlation Between Students Vocabulary and Speaking Ability at Seventh Grade in SMPN 2 Dua Koto Kabupaten Pasaman. *Journal of Educational Management and Strategy*. <https://doi.org/10.57255/jemast.v1i1.49>
- Sudjianto, D. A., & Dahidi, A. (2004). Pengantar linguistik bahasa jepang. *Jakarta: Kesaint Blanc*.
- Sugiyono. (2019). Sugiyono (2019). In *JKPD (Jurnal Kajian Pendidikan Dasar)*.
- Vulliamy, G., & Webb, R. (1991). Teacher Research and Educational Change: an empirical study. *British Educational Research Journal*. <https://doi.org/10.1080/0141192910170302>
- Waro, C., Rahman, M. F., Rinaldi, R., & Santoso, I. (2019). The Effectiveness of Vocabulary Self-Collection Strategy on Students ' Vocabulary Mastery Faculty of Educational Sciences. In *PROJECT (Professional Journal of English Education)*.



UNIVERSITAS ISLAM NEGERI
ALAUDDIN
M A K A S S A R

APPENDIX 1

(Pre-test)

Subject : English
Grade : X
Name :
Date :
Time Allocation : 60 minutes

Read the descriptive text below!

My Adorable Cat



I have a very adorable cat named Brownie. I found her on roadside last year while I was going back from school. Since it was windy and the sky was getting dark, I took her home and decided to take care of her. My parents were also happy when I brought a new family member. I named my cat Brownie since she has brown fur.

Brownie was a lonely stray cat back then, but now she looks healthy and happy. Since I feed her three times a day, she is getting fat. Her eyes are bright and she looks so cute whenever she is looking

at me. I always pat her back which is covered with thick fur when she sits or sleeps on my lap. She does not only like to sleep a lot but also plays a lot. She runs happily whenever I bring her outside. She also adorably moves her legs whenever I give her a piece of thread.

Brownie always accompanies me when I feel tired or sad. She will come near me and give adorable look to make me smile. But sometimes, she also annoys me. She likes to sit on my laptop when I have to do my school assignments. However, I still love her so much and Brownie will be always my best friend ever.

(Adapted from: Ilmi, 2022)

I. Identify the common nouns, descriptive adjectives and quantitative adjectives in the text and write in the table below!

No	Common Nouns	Descriptive Adjectives	Quantitative Adjectives
1.	Cat	Arodable	A lot
2.			
3.			
4.			
5.			
6.			
7.			
8.			
9.			
10			
.			

II. Please complete the paragraph bellow using the following words to fill in the blanks!

Many	Bandung	Flower	Living Room	Rose
Fragrant	Vase	More	Beautiful	Fresh

My White Rose

I have rose flowers. Rose flower has (1)... colors but white rose is mine. This flower is very (2)... I bought it in (3)... with my friend, Intan. Intan also really likes this (4)... However, this plant has many thorns. Its smell is so (5)... Every morning I water my white (6)... My mother likes cut some white roses and put in the (7)... After it, she put the vase in the (8).... It makes our room (9)... I like it so much! I hope there are (10)... white roses in the world.

III. Identify the table below, write T in the T/F column if the statement is true or write F if the statement is false!

Words	T/F	Meaning
Table	T	a piece of furniture that has a flat surface and the legs as a support, the shape and function of which varies.
Canteen		a room in a public building where visitors can eat.
Good		quick to understand, learn, and devise or apply ideas.
Careful		making sure of avoiding potential danger, mishap, or harm.
Eraser		remove or obliterate, especially by drawing a line through it or marking it with a delete sign.
Brave		ready to face and endure danger or pain.
Student		a person who is studying at a school or college.
New		existing or occurring at the beginning.
Book		a collection of papers or sheets that are written or contain writing.
Grateful		feeling or showing pleasure or contentment.

APPENDIX 2

(Answer Key of Pre-test)

I. Identify the common nouns, descriptive adjectives and quantitative adjectives in the text and write in the table below!

No	Common Nouns	Descriptive Adjectives	Quantitative Adjectives
1.	Cat	Adorable	A lot
2.	School	Dark	So much
3.	Sky	Take-care	
4.	Fur	Healthy	
5.	Eye	Happy	
6.	Laptop	Fat	
7.		Cute	
8.		Tired	
9.		Sad	
10		ect.	
.			


II. Please complete paragraph bellow!

1. Many
2. Beautiful
3. Bandung
4. Flower
5. Fragrant
6. Rose
7. Vase
8. Living room
9. Fresh
10. More

III. True/False

1. T
2. T

3. F
4. T
5. F
6. T
7. T
8. F
9. T
10. F



APPENDIX 3

(Post-test)

Subject : English
Grade : X
Name :
Date :
Time Allocation : 60 minutes
Read the descriptive text below!

My Father



My father is Yayan Hariadi. Now he is about 43 years old. My father is a good- looking person with his ideal appearances. His nose is pointed. He has thick eyebrows and oval shaped face. His skin is dark brown since he spends a lot of time working in the field. He has strong arms and legs because he does such heavy work routinely.

He is a farmer. He manages his farm well. He plants a lot of vegetables, such as cucumber, tomato, chili, and also rice. Since we live in a good place to plant many vegetables, my father doesn't meet any

difficulties in getting a good crop. Even though many people underestimate such profession but I'm proud of him. Without farmers who produce a plenty of food to support the people, there will be a lot of people who suffer in starvation.

One of my father's hobbies is fishing. He likes to spend a couple hours just for waiting a fish catches his bait. Most people think it is boring, but for my father it's like the best activity to do in his spare time. Besides that, y father love listening to the music. Traditional music is a genre he likes most, such as Campursari and Tayub. He also likes traditional puppet show or called "Wayang Kulit". He loves local cultures. He ever said that local culture is our identity; if we lost it then we lost our identity.

He is a great man for me and my family. He can be a good father and sometimes he can take mom's part when she is outside such as prepare the lunch, clean and manages the house. He can also be a good friend for his children. The best part when I have a conversation with him is he always can make fun joke, and that always makeme laughing so hard.

(Adapted from: Ilmi, 2022)

I. Identify the common nouns, descriptive adjectives and quantitative adjectives in the text and write in the table below!

No .	Common Nouns	Descriptive Adjectives	Quantitative Adjectives
1.	Nose	Good	Many
2.			
3.			
4.			
5.			
6.			
7.			
8.			
9.			

10			
----	--	--	--

II. Please complete the paragraph bellow using the following words to fill in the blanks!

Pillow	Doll	Light	Eye	Happy
Bed	Half	New York	Brown	Big

My Teddy Bear

I have a favorite doll. The doll is a real Teddy Bear from America. Aunt Lily gave it to me last year when she came back from her work trip in (1)... I was very (2)... at that time. I put it on a glass cabinet next to my (3)... Sometimes I use it as a (4)...

My Teddy Bear is very big, and it's (5)... in color. The (6)... is about 150 inches high and about 50 inches wide. When I put it on my bed, the doll will occupy half of it. The doll is almost as (7)... as my body. The doll is made of a special type of cloth called rasfur. The head is round with a size of 25 cm. The doll has two ears located on the top of its head. The shape of the ears is (8)... circle and the size is half the size of my palm. His (9)... color is dark brown. I think his eyes are made of glass because I can see through them. This doll has a (10).... brown ribbon around its neck. On the soles of each of its feet, there was a claw pattern made of soft cloth.

III. Identify the table below, write T in the T/F column if the statement is true or write F if the statement is false!

Words	TT/F	Meaning
Chair	T	an object that is used as a seat
Whiteboard		a wipeable board with a white surface used for

		teaching or presentations.
Beautiful		attractive in a pretty or endearing way.
Language		a system of communication used by a particular country or community.
Library		a building or room containing collections of books, periodicals, and sometimes films and recorded music for people to read, borrow, or refer to
Expensive		evoking admiration through size, quality, or skill; grand, imposing, or awesome.
Backpack		a place to store various kinds of stationery ranging from pencils, ballpoint pens, erasers, sharpeners, rulers, and others.
Healty		a condition in which the whole body and its parts are free from disease or are in good health.
Yellow		the color between green and orange in the spectrum, a primary subtractive color complementary to blue; colored like ripe lemons or egg yolks.
Relieved		become fully aware of (something) as a fact.

APPENDIX 4

(Answer key of post-test)

- I. Identify the common nouns, descriptive adjectives and quantitative adjectives in the text and write in the table below!**

No	Common Nouns	Descriptive Adjectives	Quantitative Adjectives
1.	Nose	Good-looking	A lot of
2.	Field	Thick	Many
3.	Arm	Heavy	Any
4.	Leg	Good	A plenty
5.	Farmer	Proud	
6.	Farm	Boring	
7.	Vegetable	Lost	
8.	Food	Great	
9.	Fish	Strong	
10	ect.		

- II. Please complete paragraph bellow!**

1. New York

2. Happy

3. Bed

4. Pillow

5. Brown

6. Doll

7. Big


8. Half

9. Eye

10. Light

III. True/False

- 11. T
- 12. T
- 13. F
- 14. T
- 15. T
- 16. F
- 17. F
- 18. T
- 19. T
- 20. F



APPENDIX 5 LESSON PLAN

Sekolah : SMA Islam Hizbul Wathan

Mata pelajaran : Bahasa Inggris

Kelas/Semester : X/II

Pertemuan : Pertama

Alokasi waktu : 2x45 menit

A. Standar kompetensi

Menemukan kosakata yang menarik, memahami makna kosakata dan mengungkapkan kosakata didalam teks.

B. Indikator

1. Menemukan kosakata yang menarik
2. memahami makna kosakata dalam teks
3. mengungkapkan kosakata dalam teks

C. Tujuan Pembelajaran

Pada akhir pembelajaran siswa dapat :

1. Siswa mampu menemukan kosakata yang menarik pada teks
2. Siswa mampu mengungkapkan kosakata yang berkaitan dengan tema.
3. Siswa mampu mempresentasikan kosakata dalam bacaan

D. Materi Pembelajaran

PETER

Peter is the youngest in our family. He is fourteen years old and four years younger than me. He has long, straight hair, bright eyes and a friendly smile. Sometimes he is rather naughty at home, but he usually does what he is asked to do. Peter is interested in sports very much, and at

school, he plays football and tennis. He is the best badminton player in our family

1. The word in sentence
2. Where do you found the word?
3. What do you think it means?
4. Why do you choose the word?

E. Metode Pembelajaran

- Vocabulary Self-Collection Strategy (VSS)

F. Media Pembelajaran

- Paper
- Softcopy

G. Langkah-langkah Kegiatan Pembelajaran

1. Kegiatan awal (15 menit)

- Menyapa siswa
- Cek kehadiran dan berdoa
- Membahas apa definition dari Vocabulary dan Vocabulary self-Collection Strategy (VSS)
- Menyampaikan cakupan materi
- Menyampaikan tujuan pembelajaran

2. Kegiatan inti (60 menit)

- Siswa mendengarkan materi
- Mengimplementasikan Vocabulary self-Collection Strategy (VSS)

1. Membagi siswa kedalam 5 kelompok, setiap kelompok terdiri dari 3 siswa.
2. Peneliti mengeluarkan sebuah kertas yang berisikan teks deskriptive.

3. Siswa diminta untuk membaca bacaan dan menemukan kata yang menurut mereka menarik.

4. Setiap kelompok diminta mewakili kelompoknya untuk mempresentasikan kata yang ditemukan.

5. Siswa diminta maju kedepan kelas untuk menuliskan sebuah kata di papan tulis yang ditemukan dalam bacaan dan kemudian mempresentasikan kata tersebut dengan pertanyaan yang diberikan oleh peneliti, sebagai berikut :

- a. Word in sentence
- b. Where are you found the word?
- c. Why do you think it means?
- d. Why do you choose the word?

6. Siswa boleh menggunakan kamus dan bisa bertanya pada anggota kelompok lain.

7. Setelah semua pertanyaan sudah terjawab, guru dan semua siswa akan berunding bersama-sama.

3. Kegiatan penutup (15 menit)

- Refleksi tentang apa yang sudah dipelajari dalam pertemuan ini.
- Menugaskan siswa untuk menulis kosakata
- Menyampaikan kegiatan pembelajaran untuk pertemuan berikutnya.

H. Sumber Belajar

- English Pocket Dictionary by Herpinus S.
- Fitrah Book By Wijaya

I. Penilaian

- **Instrument** = Teks

APPENDIX 6
LESSON PLAN

Sekolah : SMA Islam Hizbul Wathan

Mata pelajaran : Bahasa Inggris

Kelas/Semester : X/II

Pertemuan : Kedua

Alokasi waktu : 2x45 menit

A. Standar kompetensi

Menemukan kosakata yang menarik, memahami makna kosakata dan mengungkapkan kosakata didalam teks.

B. Indikator

1. Menemukan kosakata yang menarik
2. memahami makna kosakata dalam teks
3. mengungkapkan kosakata dalam teks

C. Tujuan Pembelajaran

Pada akhir pembelajaran siswa dapat :

1. Siswa mampu menemukan kosakata yang menarik pada teks
2. Siswa mampu mengungkapkan kosakata yang berkaitan dengan tema.
3. Siswa mampu mempresentasikan kosakata dalam bacaan

D. Materi Pembelajaran

My Laptop

I have a laptop. My father bought it for me last month. It is a nice laptop with black color. It has a 14 inch screen. This is the latest product from Asus. The performance of this laptop is also great. I can play games that require high specification using it. I can also play music, watch movies and draw using it and the most important thing is that I can typing using. So, if I have the assignment from my teacher, it will help me. I also can find many references from internet using my

laptop. I really like this new laptop. Because it always be helpful to me in various situations.

1. The word in sentence
2. Where do you found the word?
3. What do you think it means?
4. Why do you choose the word?

E. Metode Pembelajaran

- Vocabulary Self-Collection Strategy (VSS)

F. Media Pembelajaran

- Paper
- Softcopy

G. Langkah-langkah Kegiatan Pembelajaran

1. Kegiatan awal (15 menit)

- Menyapa siswa
- Cek kehadiran dan berdoa
- Membahas apa definition dari Vocabulary dan Vocabulary self-Collection Strategy (VSS)
- Menyampaikan cakupan materi
- Menyampaikan tujuan pembelajaran

2. Kegiatan inti (60 menit)

- Siswa mendengarkan materi
- Mengadakan Vocabulary self-Collection Strategy (VSS)
 1. Membagi siswa kedalam 5 kelompok, setiap kelompok terdiri dari 3 siswa.
 2. Peneliti mengeluarkan sebuah kertas yang berisikan teks deskriptive.
 3. Siswa diminta untuk membaca bacaan dan menemukan kata yang menurut mereka menarik.

4. Setiap kelompok diminta mewakili kelompoknya untuk mempresentasikan kata yang ditemukan.

5. Siswa diminta maju kedepan kelas untuk menuliskan sebuah kata di papan tulis yang ditemukan dalam bacaan dan kemudian mempresentasikan kata tersebut dengan pertanyaan yang diberikan oleh peneliti, sebagai berikut :

- a. Word in sentence
- b. Where are you found the word?
- c. Why do you think it means?
- d. Why do you choose the word?

6. Siswa boleh menggunakan kamus dan bisa bertanya pada anggota kelompok lain.

7. Setelah semua pertanyaan sudah terjawab, guru dan semua siswa akan berunding bersama-sama.

3. Kegiatan penutup (15 menit)

- Refleksi tentang apa yang sudah dipelajari dalam pertemuan ini.

- Menugaskan siswa untuk menulis kosakata
- Menyampaikan kegiatan pembelajaran untuk pertemuan berikutnya.

H. Sumber Belajar

- English Pocket Dictionary by Herpinus S.
- Fitrah Book By Wijaya

I. Penilaian

- **Instrument** = Test

APPENDIX 7
LESSON PLAN

Sekolah : SMA Islam Hizbul Wathan

Mata pelajaran : Bahasa Inggris

Kelas/Semester : X/II

Pertemuan : Ketiga

Alokasi waktu : 2x45 menit

A. Standar kompetensi

Menemukan kosakata yang menarik, memahami makna kosakata dan mengungkapkan kosakata didalam teks.

B. Indikator

1. Menemukan kosakata yang menarik
2. memahami makna kosakata dalam teks
3. mengungkapkan kosakata dalam teks

C. Tujuan Pembelajaran

Pada akhir pembelajaran siswa dapat :

1. Siswa mampu menemukan kosakata yang menarik pada teks
2. Siswa mampu mengungkapkan kosakata yang berkaitan dengan tema.
3. Siswa mampu mempresentasikan kosakata dalam bacaan

D. Materi Pembelajaran

My Name is Lizzie

Hi, my name is Lizzie and my surname is Brown. I am ten years old and i am American. I live in 27 Lincoln Street in New York. It is a big city in the USA. I am tall and thin. I have got long brown hair, black eyes, a small nose and a big mouth. I am wearing a yellow blouse, an orange skirt, pink socks and blue trainers. Today i have got two nice bunches with two yellow ribbons in my hair. I am good-temperate, polite and happy. My favorite food is pizza and my favorite drink is

coke. I like cats very much. I can play tennis, but i cannot play basketball.

1. The word in sentence
2. Where do you found the word?
3. What do you think it means?
4. Why do you choose the word?

E. Metode Pembelajaran

- Vocabulary Self-Collection Strategy (VSS)

F. Media Pembelajaran

- Paper
- Softcopy

G. Langkah-langkah Kegiatan Pembelajaran

1. Kegiatan awal (15 menit)

- Menyapa siswa
- Cek kehadiran dan berdoa
- Membahas apa definition dari Vocabulary dan Vocabulary self-Collection Strategy (VSS)
- Menyampaikan cakupan materi
- Menyampaikan tujuan pembelajaran

2. Kegiatan inti (60 menit)

- Siswa mendengarkan materi
- Mengadakan Vocabulary self-Collection Strategy (VSS)
 1. Membagi siswa kedalam 5 kelompok, setiap kelompok terdiri dari 3 siswa.
 2. Peneliti mengeluarkan sebuah kertas yang berisikan teks deskriptive.
 3. Siswa diminta untuk membaca bacaan dan menemukan kata yang menurut mereka menarik.

4. Setiap kelompok diminta mewakili kelompoknya untuk mempresentasikan kata yang ditemukan.

5. Siswa diminta maju kedepan kelas untuk menuliskan sebuah kata di papan tulis yang ditemukan dalam bacaan dan kemudian mempresentasikan kata tersebut dengan pertanyaan yang diberikan oleh peneliti, sebagai berikut :

- a. Word in sentence
- b. Where are you found the word?
- c. Why do you think it means?
- d. Why do you choose the word?

6. Siswa boleh menggunakan kamus dan bisa bertanya pada anggota kelompok lain.

7. Setelah semua pertanyaan sudah terjawab, guru dan semua siswa akan berunding bersama-sama.

3. Kegiatan penutup (15 menit)

- Refleksi tentang apa yang sudah dipelajari dalam pertemuan ini.

- Menugaskan siswa untuk menulis kosakata
- Menyampaikan kegiatan pembelajaran untuk pertemuan berikutnya.

H. Sumber Belajar

- English Pocket Dictionary by Herpinus S.
- Fitrah Book By Wijaya

I. Penilaian

- **Instrument** = Teks

APPENDIX 8

LESSON PLAN

Sekolah : SMA Islam Hizbul Wathan

Mata pelajaran : Bahasa Inggris

Kelas/Semester : X/II

Pertemuan : Ke empat

Alokasi waktu : 2x45 menit

A. Standar kompetensi

Menemukan kosakata yang menarik, memahami makna kosakata dan mengungkapkan kosakata didalam teks.

B. Indikator

1. Menemukan kosakata yang menarik
2. memahami makna kosakata dalam teks
3. mengungkapkan kosakata dalam teks

C. Tujuan Pembelajaran

Pada akhir pembelajaran siswa dapat :

1. Siswa mampu menemukan kosakata yang menarik pada teks
2. Siswa mampu mengungkapkan kosakata yang berkaitan dengan tema.
3. Siswa mampu mempresentasikan kosakata dalam bacaan

D. Materi Pembelajaran

PANDA

I went to the zoo yesterday and I saw panda for the first time. Panda is the very cute animal I have ever seen. It has little eyes with black spots around them. His body is almost look alike with bear. Panda looks like tame animals but it is actually not. Panda eats bamboo and they almost eat 40kg bamboo in just one day. Panda is animal from China. I like Panda beause they are cute.

1. The word in sentence
2. Where do you found the word?

3. What do you think it means?
4. Why do you choose the word?

E. Metode Pembelajaran

- Vocabulary Self-Collection Strategy (VSS)

F. Media Pembelajaran

- Paper
- Softcopy

G. Langkah-langkah Kegiatan Pembelajaran

1. Kegiatan awal (15 menit)

- Menyapa siswa
- Cek kehadiran dan berdoa
- Membahas apa definition dari Vocabulary dan Vocabulary self-Collection Strategy (VSS)

- Menyampaikan cakupan materi
- Menyampaikan tujuan pembelajaran

2. Kegiatan inti (60 menit)

- Siswa mendengarkan materi
- Mengadakan Vocabulary self-Collection Strategy (VSS)
 1. Membagi siswa kedalam 5 kelompok, setiap kelompok terdiri dari 3 siswa.
 2. Peneliti mengeluarkan sebuah kertas yang berisikan teks deskriptive.
 3. Siswa diminta untuk membaca bacaan dan menemukan kata yang menurut mereka menarik.
 4. Setiap kelompok diminta mewakili kelompoknya untuk mempresentasikan kata yang ditemukan.
 5. Siswa diminta maju kedepan kelas untuk menuliskan sebuah kata di papan tulis yang ditemukan dalam bacaan dan kemudian mempresentasikan kata tersebut dengan pertanyaan yang diberikan oleh peneliti, sebagai berikut :

- a. Word in sentence
 - b. Where are you found the word?
 - c. Why do you think it means?
 - d. Why do you choose the word?
6. Siswa boleh menggunakan kamus dan bisa bertanya pada anggota kelompok lain.
7. Setelah semua pertanyaan sudah terjawab, guru dan semua siswa akan berunding bersama-sama.

3. Kegiatan penutup (15 menit)

- Refleksi tentang apa yang sudah dipelajari dalam pertemuan ini.
- Menugaskan siswa untuk menulis kosakata
- Menyampaikan kegiatan pembelajaran untuk pertemuan berikutnya.

H. Sumber Belajar

- English Pocket Dictionary by Herpinus S.
- Fitrah Book By Wijaya

I. Penilaian

- **Instrument** = Teks

APPENDIX 9

LESSON PLAN

Sekolah : SMA Islam Hizbul Wathan

Mata pelajaran : Bahasa Inggris

Kelas/Semester : X/II

Pertemuan : Kelima

Alokasi waktu : 2x45 menit

A. Standar kompetensi

Menemukan kosakata yang menarik, memahami makna kosakata dan mengungkapkan kosakata didalam teks.

B. Indikator

1. Menemukan kosakata yang menarik
2. memahami makna kosakata dalam teks
3. mengungkapkan kosakata dalam teks

C. Tujuan Pembelajaran

Pada akhir pembelajaran siswa dapat :

1. Siswa mampu menemukan kosakata yang menarik pada teks
2. Siswa mampu mengungkapkan kosakata yang berkaitan dengan tema.
3. Siswa mampu mempresentasikan kosakata dalam bacaan

D. Materi Pembelajaran

My lovely Cat

I have a stray cat as my pet. He is really palyful, he loved to play with me and the new things he found. He has orange and white fur, his fur is so soft and I like to rubs it for him. He has a long tail. He likes to play with it. He is also always try to catch his tail sometimes. I also like to hold him in my hand, when i hold him like that he will fall asleep

1. The word in sentence

2. Where do you found the word?
3. What do you think it means?
4. Why do you choose the word?

E. Metode Pembelajaran

- Vocabulary Self-Collection Strategy (VSS)

F. Media Pembelajaran

- Paper
- Softcopy

G. Langkah-langkah Kegiatan Pembelajaran

1. Kegiatan awal (15 menit)

- Menyapa siswa
- Cek kehadiran dan berdoa
- Membahas apa definition dari Vocabulary dan Vocabulary self-Collection Strategy (VSS)
- Menyampaikan cakupan materi
- Menyampaikan tujuan pembelajaran

2. Kegiatan inti (60 menit)

- Siswa mendengarkan materi
- Mengadakan Vocabulary self-Collection Strategy (VSS)
 1. Membagi siswa kedalam 5 kelompok, setiap kelompok terdiri dari 3 siswa.
 2. Peneliti mengeluarkan sebuah kertas yang berisikan teks deskriptive.
 3. Siswa diminta untuk membaca bacaan dan menemukan kata yang menurut mereka menarik.
 4. Setiap kelompok diminta mewakili kelompoknya untuk mempresentasikan kata yang ditemukan.

5. Siswa diminta maju kedepan kelas untuk menuliskan sebuah kata di papan tulis yang ditemukan dalam bacaan dan kemudian mempresentasikan kata tersebut dengan pertanyaan yang diberikan oleh peneliti, sebagai berikut :

- a. Word in sentence
- b. Where are you found the word?
- c. Why do you think it means?
- d. Why do you choose the word?

6. Siswa boleh menggunakan kamus dan bisa bertanya pada anggota kelompok lain.

7. Setelah semua pertanyaan sudah terjawab, guru dan semua siswa akan berunding bersama-sama.

3. Kegiatan penutup (15 menit)

- Refleksi tentang apa yang sudah dipelajari dalam pertemuan ini.

- Menugaskan siswa untuk menulis kosakata

- Menyampaikan kegiatan pembelajaran untuk pertemuan berikutnya.

H. Sumber Belajar

- English Pocket Dictionary by Herpinus S.

- Fitrah Book By Wijaya

I. Penilaian

- **Instrument** = Teks

APPENDIX 10

A. Mean Score Pre-test of Experimental Group

$$M = \frac{\Sigma X}{N}$$

$$M = \frac{793.33}{18}$$

$$= 44.07$$

B. Mean Score Pre-test of Control Group

$$M = \frac{\Sigma X}{N}$$

$$= \frac{983.32}{18}$$

$$= 51.85$$

C. Mean Score Post-Test of Experimental Group

$$M = \frac{\Sigma X}{N}$$

$$= \frac{1406.7}{18}$$

$$= 78.15$$

D. Mean Score Post-test of Contro Group

$$\begin{aligned}M &= \frac{\Sigma X}{N} \\&= \frac{1213.34}{18} \\&= 67.41\end{aligned}$$

E. Mean Deviation Of Each Group

$$\begin{aligned}M_x &= \frac{\Sigma X}{N} \\&= \frac{613.37}{18} \\&= 34.08\end{aligned}$$

$$\begin{aligned}M_y &= \frac{\Sigma y}{N} \\&= \frac{310.02}{18} \\&= 17.22\end{aligned}$$

F. The Number Of Squared Deviations

a. Experimental group

$$\begin{aligned}\Sigma x^2 &= \Sigma X^2 - \frac{(\Sigma x)^2}{N} \\&= 26779.69 - \frac{(613.37)^2}{18}\end{aligned}$$

$$\begin{aligned}
&= 26779.69 - \frac{(376222.75)}{18} \\
&= 26779.69 - 20901.26 \\
&= 5878.43
\end{aligned}$$

b. Control group

$$\begin{aligned}
\Sigma y^2 &= \Sigma Y^2 - \frac{(\Sigma y)^2}{N} \\
&= 7278.62 - \frac{(310.02)^2}{18} \\
&= 7278.62 - 5339.57 \\
&= 1939.05
\end{aligned}$$

G. t-test

$$\begin{aligned}
t &= \frac{MX - MY}{\sqrt{\left[\frac{\Sigma x^2 + \Sigma y^2}{Nx + Ny - 2} \right] \left[\frac{1}{Nx} + \frac{1}{Ny} \right]}} \\
&= \frac{34.08 - 17.22}{\sqrt{\left[\frac{5878.43 + 1939.05}{18 + 18 - 2} \right] \left[\frac{1}{18} + \frac{1}{18} \right]}} \\
&= \frac{16.86}{\sqrt{\left[\frac{7817.48}{34} \right] \left[\frac{2}{18} \right]}} \\
&= \frac{16.86}{\sqrt{[229.92][0.11]}}
\end{aligned}$$

$$= \frac{16.86}{\sqrt{[25.29]}}$$

$$= \frac{16.86}{5.02}$$

$$= 3.37$$

H. Hypotesis Testing

$$\text{Degree of freedom (df)} = N_x + N_y - 2$$

$$= 18 + 18 - 2$$

$$= 34 \text{ (between 30 - 40)}$$

$$\text{Level of significant} = 0.05$$

$$30 = 1.697$$

$$40 = 1.684$$

Where:

$$I = \frac{a}{b} \times C \quad a = 34 - 30 = 4$$

$$b = 40 - 30 = 10$$

$$c = 1.697 - 1.684 = 0.013$$

$$= \frac{a}{b} \times C = \frac{4}{10} \times 0.013$$

$$= 0.0052$$

$$Df (34) = df (30) - I$$

$$= 1.697 - 0.0052$$

$$= 1.6918$$

$$t_{\text{table}} = 1.6918$$



APPENDIX 10
DOCUMENTATION









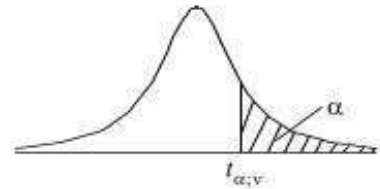


MAKASSAR

APPENDIX 11

Table of the Student's t -distribution

The table gives the values of $t_{\alpha, v}$ where
 $\Pr(T_v > t_{\alpha, v}) = \alpha$, with v degrees of freedom



$\alpha \backslash v$	0.1	0.05	0.025	0.01	0.005	0.001	0.0005
1	3.078	6.314	12.076	31.821	63.657	318.310	636.620
2	1.886	2.920	4.303	6.965	9.925	22.326	31.598
3	1.638	2.353	3.182	4.541	5.841	10.213	12.924
4	1.533	2.132	2.776	3.747	4.604	7.173	8.610
5	1.476	2.015	2.571	3.365	4.032	5.893	6.869
6	1.440	1.943	2.447	3.143	3.707	5.208	5.959
7	1.415	1.895	2.365	2.998	3.499	4.785	5.408
8	1.397	1.860	2.306	2.896	3.355	4.501	5.041
9	1.383	1.833	2.262	2.821	3.250	4.297	4.781
10	1.372	1.812	2.228	2.764	3.169	4.144	4.587
11	1.363	1.796	2.201	2.718	3.106	4.025	4.437
12	1.356	1.782	2.179	2.681	3.055	3.930	4.318
13	1.350	1.771	2.160	2.650	3.012	3.852	4.221
14	1.345	1.761	2.145	2.624	2.977	3.787	4.140
15	1.341	1.753	2.131	2.602	2.947	3.733	4.073
16	1.337	1.746	2.120	2.583	2.921	3.686	4.015
17	1.333	1.740	2.110	2.567	2.898	3.646	3.965
18	1.330	1.734	2.101	2.552	2.878	3.610	3.922
19	1.328	1.729	2.093	2.539	2.861	3.579	3.883
20	1.325	1.725	2.086	2.528	2.845	3.552	3.850
21	1.323	1.721	2.080	2.518	2.831	3.527	3.819
22	1.321	1.717	2.074	2.508	2.819	3.505	3.792
23	1.319	1.714	2.069	2.500	2.807	3.485	3.767
24	1.318	1.711	2.064	2.492	2.797	3.467	3.745
25	1.316	1.708	2.060	2.485	2.787	3.450	3.725
26	1.315	1.706	2.056	2.479	2.779	3.435	3.707
27	1.314	1.703	2.052	2.473	2.771	3.421	3.690
28	1.313	1.701	2.048	2.467	2.763	3.408	3.674
29	1.311	1.699	2.045	2.462	2.756	3.396	3.659
30	1.310	1.697	2.042	2.457	2.750	3.385	3.646
40	1.303	1.684	2.021	2.423	2.704	3.307	3.551
60	1.296	1.671	2.000	2.390	2.660	3.232	3.460
120	1.289	1.658	1.980	2.358	2.617	3.160	3.373
∞	1.282	1.645	1.960	2.326	2.576	3.090	3.291

CURRICULUM VITAE



Nurfitriah Ardiansyah was born in Maros on August 24th 2002. She is the second child of four siblings of Mas'ud S, and Agustina. The researcher began her study at SD Inpres Kasimburang and graduated in 2014. Then, she continued her study at SMPN 2 Parangloe and graduated in 2017. The researcher then continued her study at SMKN 5 Gowa and graduated in 2020 and in the same year, she was accepted at UIN Alauddin Makassar majoring of English Education Department particularly in PBI C class.

