

**DEVELOPING SUGGESTED ELT MATERIAL BASED ON RELIGIOUS
MODERATION FOR THE ELEVENTH GRADE STUDENTS AT MAS
MADANI ALAUDDIN PAO-PAO: PERSONAL LETTER UNIT**



A THESIS

Submitted in Partial Fulfillment of the Requirements for the Degree of Sarjana
Pendidikan (S.Pd) of English Education Department Tarbiyah and Teacher
Training Faculty Universitas Islam Negeri Alauddin Makassar

By :

ANNISA SURYA PRATIWI

Reg. Number: 20400120091

**ENGLISH EDUCATION DEPARTMENT
THE FACULTY OF TARBIYAH AND TEACHER TRAINING
UNIVERSITAS ISLAM NEGERI ALAUDDIN MAKASSAR
2024**

PERNYATAAN KEASLIAN SKRIPSI


Mahasiswa yang bertanda tangan di bawah ini:

Nama : Annisa Surya Pratiwi
NIM : 20400120091
Tempat/Tanggal Lahir : Barru, 29 Juni 2001
Jurusan/Prodi/Konsentrasi : Pendidikan Bahasa Inggris
Fakultas/Pascasarjana : Tarbiyah dan Keguruan
Alamat : BTN Pepabri Blok G1/14, Kota Sengkang,
Kab. Wajo
Judul : *Developing Suggested ELT Material Based
on Religious Moderation for the Eleventh
Grade Students at MAS Madani Alauddin
Pao-Pao: Personal Letter Unit*

Menyatakan dengan sesungguhnya dan penuh kesadaran bahwa skripsi ini benar adalah hasil karya sendiri. Jika di kemudian hari terbukti bahwa ia merupakan duplikat, tiruan, plagiat, atau dibuat oleh orang lain, sebagian atau seluruhnya, maka skripsi dan gelar yang diperoleh karenanya batal demi hukum.

Gowa, 26 Agustus 2024

Penyusun,



Annisa Surya Pratiwi
NIM 20400120091

PENGESAHAN SKRIPSI

Skripsi berjudul "*Developing Suggested ELT Material Based on Religious Moderation for the Eleventh Grade Students at MAS Madani Alauddin Pao-Pao: Personal Letter Unit*", yang disusun oleh Saudari Annisa Surya Pratiwi, NIM: 20400120091, mahasiswa Program Studi Pendidikan Bahasa Inggris Fakultas Tarbiyah dan Keguruan UIN Alauddin Makassar, telah diuji dan dipertahankan dalam sidang Ujian Skripsi (Munaqasyah) yang diselenggarakan pada hari Senin, tanggal 19 Agustus 2024 M. bertepatan dengan tanggal 14 Safar 1446 H, dinyatakan telah dapat diterima sebagai salah satu syarat untuk memperoleh gelar Sarjana Pendidikan pada Jurusan Pendidikan Bahasa Inggris dengan beberapa perbaikan.

Gowa, 26 Agustus 2024

DEWAN PENGUJI:

Nomor SK 3637 Tahun 2024

Ketua Sidang : Dr. Sitti Nurpahmi, S.Pd., M.Pd.

Sekretaris Sidang : Dr. Azizul Hakim M.Pd.I.

DEWAN PENGUJI :

1. Dr. Hj. Mardiana, M.Hum.
2. Muhammad Syahrudin Nawir, M.Hum.
3. Masykur Rauf, M.Pd.
4. Nur Aliyah Nur, M.Pd




(.....)
(.....)



(.....)
(.....)
(.....)

Disahkan Oleh:

Dekan FTK UIN Alauddin Makassar,



Dr. H. Andi Achruh, M.Pd.I
NIP 196609081994031002

ACKNOWLEDGEMENT



Alhamdulillah Rabbil Alamin, the researcher gratefully wishes to *Allah subhanahu wa ta'ala*, who is the only provider, the most merciful, providing guidance, *taufiq*, and health all the time to complete the writing of this thesis. *Sholawat* and greetings are always poured out to our great Prophet *Muhammad shallallahu alaihi wassalam*, who has brought the ummah from the age of darkness to the age of light, from low morality to good morality, and from *Jahiliyah* era to an Islamic era.

During the process of writing this thesis, researcher felt greatly helped by various parties with invaluable guidance, corrections, suggestions, advice, and golden support. Without them, this thesis would never possibly completed. Therefore, the researcher would like to express deepest gratitude and appreciation to them, especially to:

1. A sincere thank you to parents, sister, and brothers who are great people and have always been the strongest encouragement for researcher in facing the harshness of this world. Thank you for the love and motivation that is always given, as well as the tireless struggle in supporting my journey in completing this thesis. All the prayers and support from Mom and Dad, as well as from the whole family, have brought researcher to this point. May you always be healthy and long-lived, and always be together in every journey and achievement of researcher's life.

2. The highest appreciation is given to the rector of UIN Alauddin Makassar, **Prof. H. Hamdan Juhannis, M.A., Ph.D.**, and all vices who have provided comfortable campus facilities and environment during the lecture process so that the researcher is able to complete this thesis.
3. The deepest appreciation was given to the dean of the Faculty of Tarbiyah and Teacher Training of UIN Alauddin Makassar, **Dr. H. Andi Achruh AB. Passinringi, M.Pd.I.**, and all vices for their generosity that is always poured.
4. A heartfelt appreciation is extended to **Dr. Sitti Nurpahmi, M.Pd.**, head of the English Education Department, and to the secretary, **Nur Aliyah Nur, M.Pd.**, as well as to all the lecturers and administrative staff for their kindness, guidance, and cooperation throughout this period.
5. Deep appreciation and gratitude were given to the first supervisor of the researcher, **Masykur Rauf, M.Pd.**, who always guided, provided input and advice, as well as knowledge that was very useful for the researcher during the process of working on this thesis until it was completed.
6. Deep appreciation and gratitude were also given to the second supervisor of the researcher, **Nur Aliyah Nur, M.Pd.**, who always guided, provided input and advice, as well as knowledge that was very useful for researcher during the process of working on this thesis until it was completed.
7. An endless amount of gratitude to the examiners of the researcher, **Dr. Hj. Mardiana, M.Hum.**, and **Muhammad Syahrudin Nawir, M.Hum.**, who

have provided corrections, additions, and suggestions to the researcher in making improvements for the final result of this thesis.

8. Special thanks are due to the RND team members **Nurul Aulia Pratiwi, Risma Yani, Nurul Sridevi, Adibah Mukhlisah, Elsa Fitri, Nur Ainun Yusuf,** and **Aldi Anggara,** because their steadfast support and collaborative efforts were instrumental in completing this thesis. Their encouragement and assistance were invaluable in enabling the researcher to finish writing this thesis.
9. The researcher also expressed gratitude to all friends of English Education Department Class of 2020, especially friends from the **PBI-C** class. Thank you for the support, help and *do'a* that have been given to the researcher.
10. And researcher would like to express deepest gratitude to the friends of **GNBI, Maharani, Putri Rahayu Mutmainnah, Elza Rahayu Ashari, Andi Vira Alviani, Hilda Rianyska, Nurfadhilah Haidar,** and **Ananda Lestari,** who have always been with researcher, providing support, motivation, *do'a,* and love endlessly until now.

The researcher realized that the writing of this thesis was still far from perfect. The mistakes that exist are mistakes of the writer's itself, therefore, constructive criticism and suggestions will be greatly appreciated. May all our efforts get pleasure from *Allah subhanahu wa ta'ala. Aamiin Allahumma Aamiin.*

LIST OF CONTENT

| | |
|---|------|
| PERNYATAAN KEASLIAN SKRIPSI | i |
| PENGESAHAN SKRIPSI | ii |
| ACKNOWLEDGEMENT | iii |
| LIST OF CONTENT | vi |
| LIST OF TABLES | viii |
| LIST OF PICTURES | ix |
| LIST OF APPENDICES | x |
| LIST OF ABBREVIATIONS | xi |
| ABSTRACT | xii |
| CHAPTER I INTRODUCTION | 1 |
| A. <i>Research Background</i> | 1 |
| B. <i>Research Focus and Description</i> | 4 |
| D. <i>Previous Studies</i> | 7 |
| E. <i>Research Objectives and Significances</i> | 9 |
| F. <i>Product Specification</i> | 11 |
| CHAPTER II LITERATURE REVIEW | 12 |
| A. <i>ELT Material</i> | 12 |
| B. <i>Material Development</i> | 14 |
| C. <i>Religious Moderation</i> | 15 |
| D. <i>Personal Letter Unit</i> | 18 |
| E. <i>Basic Competence for the Eleventh Grade Students at MAS Madani Alauddin Pao-Pao</i> | 19 |
| F. <i>Conceptual Framework</i> | 21 |
| CHAPTER III RESEARCH METHODOLOGY | 23 |
| A. <i>Types and Locations of Research</i> | 23 |
| B. <i>Research Approach</i> | 24 |
| C. <i>Research and Development Design</i> | 24 |
| D. <i>Data Source</i> | 25 |

| | |
|---|-----|
| E. <i>Procedures of Collecting Data</i> | 26 |
| F. <i>Research Instrument</i> | 28 |
| G. <i>Data Processing and Analysis Techniques</i> | 29 |
| CHAPTER IV RESEARCH RESULT AND DISCUSSION | 31 |
| A. <i>The Result of the Analysis Phase</i> | 31 |
| B. <i>The Result of Product Design</i> | 42 |
| C. <i>The Result of the Development Phase</i> | 51 |
| <i>English Textbook Before and After Revision</i> | 70 |
| D. <i>The Results of Validation</i> | 79 |
| E. <i>Research Limitation</i> | 95 |
| CHAPTER V CLOSING | 96 |
| A. <i>Conclusion</i> | 96 |
| B. <i>Implications of Research</i> | 97 |
| C. <i>Recommendation</i> | 98 |
| BIBLIOGRAPHY | 99 |
| APPENDICES | 103 |
| DOCUMENTATION | 169 |
| CURRICULUM VITAE | 169 |

LIST OF TABLES

| | |
|--|----|
| Table 2. 1 Basic Competences of Personal Letter Unit for the Eleventh Grade Students at MAS Madani Alauddin Pao-Pao..... | 20 |
| Table 3. 1 Research Timeline | 26 |
| Table 3. 2 Validity Level | 30 |
| Table 4. 1 The Results of the Organization of Material..... | 32 |
| Table 4. 2 The Results of the Content of the Material..... | 33 |
| Table 4. 3 The Results of Learners' Characteristic..... | 34 |
| Table 4. 4 The List of Need Inventory | 35 |
| Table 4. 5 Time Allotment..... | 47 |
| Table 4. 6 Textbook before and after revision..... | 71 |
| Table 4. 7 The Result of Blueprint Validation..... | 79 |
| Table 4. 8 Content Feasibility | 83 |
| Table 4. 9 Presentation Feasibility..... | 87 |
| Table 4. 10 Language Feasibility..... | 91 |
| Table 4. 11 Graphic Feasibility | 92 |

LIST OF PICTURES

| | |
|--|-----|
| Figure 2. 1 Conceptual Framework of Development the ADDIE Model..... | 21 |
| Figure 4. 1 The Currently Used Book | 37 |
| Figure 4. 2 The Currently Book Used | 38 |
| Figure 4. 3 The Currently Used Book | 39 |
| Figure 4. 4 The Currently Book Used | 40 |
| Figure 4. 5 The Currently Used Book | 41 |
| Figure 4. 6 Cover Page | 52 |
| Figure 4. 7 Page of Standard and Basic Competences..... | 54 |
| Figure 4. 8 Page of Learning Objectives and Learning Outcomes..... | 56 |
| Figure 4. 9 Pages 1 & 2 Determine the Topic..... | 57 |
| Figure 4. 10 Pages 3, 4 & 5 Determine the Topic | 59 |
| Figure 4. 11 Page 6 Pre-Communication | 60 |
| Figure 4. 12 Pages 8 & 9 Pre-Communication..... | 61 |
| Figure 4. 13 Pages 9 &10 Pre-Communication..... | 62 |
| Figure 4. 14 Page 11 Determine the Basic Question..... | 63 |
| Figure 4. 15 Page 12 Design the Project Plan..... | 64 |
| Figure 4. 16 Page 13 Test Result..... | 65 |
| Figure 4. 17 Page 14 Evaluating Experience..... | 66 |
| Figure 4. 18 Pages 15 & 16 Evaluating Experience | 67 |
| Figure 4. 19 Page 17 Word List | 68 |
| Figure 4. 20 Page 18 Summary..... | 69 |
| Figure 4. 21 Documentation of Research | 169 |

LIST OF APPENDICES

| | |
|------------------|-----|
| Appendix 1 | 103 |
| Appendix 2 | 108 |
| Appendix 3 | 110 |
| Appendix 4 | 114 |
| Appendix 5 | 116 |
| Appendix 6 | 125 |
| Appendix 7 | 129 |
| Appendix 8 | 154 |

LIST OF ABBREVIATIONS

1. ADDIE : Analyze, Develop, Design, Implement, Evaluate
2. ELT : English Language Teaching
3. EFL : English as a Foreign Language
4. KD : *Kompetensi Dasar*
5. K13 : *Kurikulum 2013*
6. SK : *Standar Kompetensi*
7. R&D : Research and Development
8. BSNP : *Badan Standar Nasional Pendidikan*
9. PJBL : Project Based Learning

ABSTRACT

Name : Annisa Surya Pratiwi
Reg. Number : 20400120091
Title : **Developing Suggested ELT Material Based on Religious Moderation for the Eleventh Grade Students at MAS Madani Alauddin Pao-Pao: Personal Letter Unit**

This research aims to develop an English teaching module that are integrated with the values of religious moderation using ADDIE model. ADDIE model itself stands for Analyze, Design, Develop, Implement, and Evaluate. Religious moderation has 4 indicators, namely: 1) National Commitment 2) Tolerance 3) Nonviolence and 4) Acceptance of local traditions and culture. This research was conducted specifically for the eleventh grade students at MAS Madani Alauddin Pao-Pao.

Quantitative and qualitative approaches are used in this research because this research used the Research and Development (R&D). The researcher determined students' learning targets and needs by interviewing teachers and analyzing the needs of 30 students of the eleventh grade at MAS Madani Alauddin Pao-Pao. The results of this analysis were used to design the syllabus at the design stage, while at the development stage, the researcher created a textbook that integrates with the values of religious moderation.

The textbook was validated based on four aspects of eligibility set by BNSP. The evaluation scores from two validators were 3.76 for content feasibility, 4.05 for presentation feasibility, 4 for language feasibility, and 4.08 for graphic feasibility. After some improvements, the textbook is considered suitable for use in the classroom, in accordance with the standards set by BNSP to support effective and quality learning.

This integrated teaching material can already be an additional material for English teaching and help teachers to teach more efficiently while instilling tolerance values to students. Students not only improve their English skills, but also learn about peace, tolerance, and different cultures. This research also serves as a basis for further studies in applying the values of moderation and tolerance in English language learning, in accordance with the national education goal of creating a generation with noble character.

Keywords: Integration, Religious Moderation, ELT Material, ADDIE Model

CHAPTER I

INTRODUCTION

A. Research Background

The concept of religious moderation is known to have existed for a long time, even applied by the Prophet Muhammad and the Caliphs in that time. This can be proven by tracing the traces of religious moderation teachings in Islam through the long history of Islamic civilization in various parts of the world. According to Saputera & H. Djauhari (2021) basically in Islamic teachings, religion is recognizing and accepting the reality of pluralism as exemplified by the Prophet Muhammad SAW, where he has succeeded in fostering and creating positive harmony, full of tolerance, and mutual respect in the context of building life between religious people. The application of religious moderation at this time is a form of reconceptualization for the Indonesian context in this era.

Under the leadership of Minister of Religious Affairs Lukman Hakim Saifuddin (2014-2019), religious moderation was born as a brilliant breakthrough to counteract extremism, intolerance, and radicalism in Indonesia. The existence of this program is motivated by the richness of Indonesia's diversity, ranging from culture, ethnicity, language, to religion. This diversity is the strong foundation for the government in pioneering religious moderation. Religious moderation is not just a program, but a movement that invites all elements of the nation to unite in differences. By upholding the values of tolerance and mutual respect, religious moderation is the key to

maintaining harmony and unity. As stated in the Qur'an surah Al-Hujurat verse 10:

إِنَّمَا الْمُؤْمِنُونَ إِخْوَةٌ فَأَصْلِحُوا بَيْنَ أَخَوَيْكُمْ ۗ وَاتَّقُوا اللَّهَ لَعَلَّكُمْ تُرْحَمُونَ ١٠

Translation:

“The believers are but one brotherhood, so make peace between your brothers. And be mindful of Allah so you may be shown mercy.”

The above verse makes it clear that as fellow human beings should live peacefully, not making fun of each other and despising each other. As stated by Abror (2020) said that in the social sphere of religion, humans cannot deny the existence of association, either in own group or even with other groups with different views or beliefs. This fact confirms that it is an obligation for religious people to work hand in hand to realize peace and tranquility within the framework of tolerance.

Religious moderation upholds human values by prioritizing justice and balance which are the main foundations. Moderation is a way of looking for views and attitudes that always try to find a meeting point between two opposite poles of thought, so that no one dominates. The government, in its efforts to foster Religious Moderation in Indonesia, has high hopes for a quality generation of the nation. Schools and madrasahs, as places of knowledge and moral education, are at the forefront of instilling these values of moderation.

Instilling the values of religious moderation is not only good for integration in religious learning but will be more effective if applied in various other subjects, such as Mathematics, Biology, Cultural Arts, English, and so on. As

Nirwana & Darmadali (2021) stated that there is a possibility of radicalism in some educational institutions as a reminder of the importance of teaching people a moderate attitude from childhood.

The values of religious moderation are considered in every educational subject, including English. Thus, it is expected that students can apply the principles of religious moderation in their daily lives. The integration of religious moderation values in English teaching is considered to reduce teachers' anxiety, especially due to the differences between foreign and Indonesian cultures reflected in English learning materials.

Therefore, the interest of researcher is focused on this topic to be used as research material. This research aims to develop English teaching module that are integrated with the values of religious moderation. MAS Madani Alauddin Pao-Pao was chosen as the research location. The selection of the madrasah as the location of the research is based on its relevance to the application of religious moderation values, considering that the madrasah is an educational institution that has a focus on religious insights. Researcher have also conducted pre-liminary research at MAS Madani Alauddin Pao-Pao, and found that religious moderation has not been applied there.

Researcher use book and syllabus as reference sources in developing English learning module. Both sources contain nine chapters of the teaching unit, and the researcher chose one unit, namely "Personal Letter", as the focus of research in module development. The topic "Personal Letter" is expected to highlight and focus more on English writing skills.

As for the purpose of this research, in accordance with what the researcher has previously described, the researcher seeks to integrate the values of religious moderation into English teaching materials, especially in the material "Personal Letter", and the researcher finally raised the title of the thesis: "Developing Suggested ELT Material Based on Religious Moderation for the Eleventh Grade Students at MAS Madani Alauddin Pao-Pao: Personal Letter Unit".

B. *Research Focus and Description*

1. Research Focus

This research was carried out at MAS Madani Alauddin Pao-Pao. Researcher has developed English teaching module that are integrated with the values of religious moderation. Religious moderation has 4 indicators, namely: 1) National Commitment; 2) Tolerance; 3) Nonviolence; and 4) Acceptance of local traditions and culture.

This research was conducted specifically for the eleventh grade students of MAS Madani Alauddin Pao-Pao in teaching English with a unit "Personal Letter". In this research, the values of religious moderation was integrated into the "Personal Letter" material. In the integration process, researcher used the ADDIE model in the research stage. ADDIE model itself stands for Analyze, Design, Develop, Implement, and Evaluate. However, in this process, researcher cannot carry out the implementation process considering the vulnerable research time and usage fees that will be needed and only use 4 components, namely Analysis, Design, Development, and Evaluation.

Before arriving at the very last stage of research, the researcher developed an English module design with a "Personal Letter" unit for the eleventh grade of MAS Madani Alauddin Pao-Pao which integrated with the values of Religious Moderation, based on indicators and learning unit topics.

At the very last stage in this research process, an evaluation process was carried out by validators. Researcher was distributed a kind of validation questionnaire to validators to test the syllabus design that has been developed.

2. Research Description

a. Material Development

Material development is an effort to perfect or improve teaching materials. This effort is carried out by adding or inserting new elements that are considered appropriate and able to support the teaching and learning process to be more effective and achieve its goals.

b. Suggested ELT Material

English language teaching materials or ELT materials are tools or resources used by teachers and students in the English language teaching process. Books or module are one type of commonly used print media, where the materials present learning activities in a more structured and clear way, thus making the learning process more effective. The selection of quality and appropriate modules or books is very important, as it would affect the achievement of the learning objectives itself.

c. Religious Moderation

Religious moderation is a program initiated by the Indonesian Ministry of Religious Affairs which aims to make people understand and be able to practice the values of appropriate and balanced religious teachings. It doesn't seem extreme or exaggerated. In order to create a safe, peaceful, and democratic religious environment.

d. Personal Letter Unit

In this research, the researcher focused on integrating the values of Religious Moderation in the English material of the "Personal Letter" unit. Personal Letter is a writing that is classified as informal and is usually addressed to the closest people such as family or close friends of the letter writer. The basic competencies in the personal letter section consist of the ability to distinguish the social function, structure of the text, and the linguistic elements of certain texts in the form of personal letters. In addition, information related to the activities of oneself and the people around the student can be given and received according to the context in which it is used.

C. *Research Questions*

1. What are the students needs regarding the ELT material based on Religious Moderation for the eleventh grade students at MAS Madani Alauddin Pao-Pao in the material of Personal Letter?
2. How is the design of the ELT material based on Religious Moderation for the eleventh grade students at MAS Madani Alauddin Pao-Pao in the material of Personal Letter?

3. How is the development of the ELT material Based on Religious Moderation for the eleventh grade students at MAS Madani Alauddin Pao-Pao in the material of Personal Letter?
4. How is the evaluation result of the ELT Material Based on Religious Moderation for the eleventh grade students at MAS Madani Alauddin Pao-Pao in the material of Personal Letter?

D. *Previous Studies*

Discussing the integration of the values of religious moderation, there is some research literature that discusses this matter. The first, research conducted by Sholeh et al. (2022) with the title "The Integration of Religious Moderation Values in English Language Teaching in Madrasah". This research uses the Qualitative method with a type of case study research. In this research, the researchers hope that by integrating the values of religious moderation in educational institutions such as Madrasah, it can prevent forms of radicalism and extremism that occur in the community.

Second research, with the title "Incorporating Religious Moderation Values Through English Language Teaching (ELT) Instructional Materials to Prevent Religious Intolerance", which was researched by Ghufon (2022). This research used qualitative method of case study design involving 4 EFL teachers at State Islamic University in Central Java. This research focuses on how the efforts and strategies used by an EFL teacher in integrating the values of religious moderation into ELT materials.

Third research by Yusti & Ika (2022), with the research title "Internalizing Religious Moderation Values Through Project-Based Learning in English Language Teaching: A Literature Review". This research used the Literature review method, or what is meant by research by conducting a survey of sources or scientific papers on certain topics. This research was conducted to see whether the values of religious moderation can be integrated into several ELT learning media materials, one of which is Project-Based Learning.

Fourth research is the research conducted by Andriani & Puspitasari (2024), "Integrating Religious Moderation Values in an English Course Book". This research uses Research and Development (R&D) methods by focusing on making teaching materials. In this research, the researchers developed an English book with the hope that the English teaching process can be more effective with the use of appropriate teaching materials and the integration of Religious Moderation values into the teaching materials is expected to be able to instill nationalism and tolerance towards others.

Fifth research by Abubakar et al. (2022) entitled "Developing Higher Order Thinking Skills Test Instruments for English Speaking Classes: Sing A Song Material." Although this research did not address religious moderation, researcher found some similarities with the forthcoming research. First, this research carried out a development on the instrument. Second, both studies used Research and Development (R&D) research methods. The difference is that the research above focuses on developing HOTS-based test instruments,

while this research focuses on developing teaching materials based on the values of religious moderation.

Based on the researcher's review of previous research, it can be concluded that this research has similarities and differences with the previous research. The similarity lies in the purpose of the research, which is to jointly develop English teaching materials, especially the cultivation of the values of Religious Moderation. The difference lies in the research method, research location, and population that is the target of research.

The novelty of this study compared to other studies is the integration of 4 values of religious moderation into English teaching materials, especially on the subject matter "Personal Letters". The final result of this research is in the form of a teaching module that has been developed with 4 values of religious moderation.

E. *Research Objectives and Significances*

1. Research Objectives

- a. To find out the students needs regarding the ELT material based on Religious Moderation for eleventh grade students at MAS Madani Alauddin Pao-Pao in the material of Personal Letter;
- b. To find out the design of ELT material based on Religious Moderation for the eleventh grade students at MAS Madani Alauddin Pao-Pao in the material of Personal Letter;

- c. To find out the development of the ELT material based on Religious Moderation for the eleventh grade students at MAS Madani Alauddin Pao-Pao in the material of Personal Letter;
- d. To find out the evaluation result of the ELT material based on Religious Moderation for the eleventh grade students at MAS Madani Alauddin Pao-Pao in the material of Personal Letter.

2. Research Significances

a. Theoretical Significance

In integrating the values of religious moderation into English teaching materials, especially in the "Personal Letter" unit, researcher strive to increase students' understanding while still holding a sense of humanity and tolerance towards others according to what is contained in the values of Religious Moderation.

b. Practical Significance

1) Teachers

This research aims to integrate the values of religious moderation into English teaching materials that enable teachers to teach efficiently. Not only focusing on teaching materials, but it would also help teachers in providing motivation and instilling tolerance values to students indirectly.

2) Students

As for the students, in addition to gaining knowledge in good and correct English, students can also gain knowledge about how important it is to live peacefully by having a sense of tolerance. Helping students to be more

open-minded and understand the contexts of different cultures in a good and correct way.

3) The next Researcher

The researcher hopes that the results of this research in the future can be used by other researchers to continue the implementation process that the researcher did not have time to carry out.

F. *Product Specification*

Product specifications in this study include:

1. The products in this study focused on each unit, and the researcher did a specification on the "Personal Letter" unit;
2. The research product was a module or a textbook that has been developed to include 4 values of religious moderation;
3. The research product was included religious moderation values in the activity section;
4. The research product used visualization of icons or images that are in accordance with the values of religious moderation;
5. The research product contained activities such as pre-activity and practice questions.

CHAPTER II

LITERATURE REVIEW

A. *ELT Material*

ELT Material as understood is a form of means used by both teachers and students to achieve learning targets in English language learning. Tsuraya et al. (2022) said that Teaching English as a prospective teacher candidate necessitates instructional learning resources, as we all know that instructional learning materials are the most important element of teaching and learning ELT (English Language Teaching). The learning materials are very diverse and can be found in various forms. Starting from digital ones such as videos, DVDs, emails, to online content on YouTube. In addition, it can also learn from books, be it dictionaries, grammar, readings, or workbooks. In fact, everyday objects such as newspapers, food, and photos can be interesting learning materials. Not only that, but we can also learn directly from other people, for example from teachers, native speakers, or classmates during discussions (Tomlinson, 2011).

Núñez et al. (2009) argues that every student is unique. They learn at different speeds and have different ways of learning. Therefore, a teacher must be able to adjust his teaching style to suit each student. Teachers should pay attention to what students like, what motivates them, and how they feel while learning. In addition, teachers must also pay attention to the rules that apply in schools. In other words, teachers must be able to balance between student needs and school rules. Therefore, a teacher is expected to be able to find and

develop learning materials that suit the needs of his students. Another factor that is quite common to consider is the significant professional and financial pressure on teachers or course organizers to choose a textbook for an ELT program, which will then become a textbook for subsequent years (McDonough et al., 2013).

The teaching module is a tool that usually contains a summary of objectives, steps, methods, and media needed in the implementation of the teaching-learning process that will help teachers and students to achieve learning objectives. Syamsi Edi in book (Hasanuddin et al., 2022) stated that modules are used as complementary materials in the teaching and learning process, as well as in training.

Meanwhile, Krisdian et al. (2022) stated that when a coursebook contains several modules, the modules are structured consistently so that they can provide a visual representation of the content: the learning outcomes, how the learning outcomes are achieved, and how the achievement of the learning outcomes are assessed.

Through the use of modules, it will make it easier for students to respond to the material, because the subject matter is presented effectively and not convoluted. The use of modules is expected to increase interest in reading in students, because inevitably students are required to read so that students have provisions for themselves to discuss with their friends when they are required to express problems in the module material. The learning strategy used in the learning module is pure self face learning, meaning that there is no direct role of the teacher to students during the learning process. Where in

making modules, schools or teachers compile competencies that can be achieved through learning, providing teaching materials, learning activities, trainer or practical tools, exercises, tests, supporting learning resources, and instructions for carrying out learning activities (Ningsih, 2015).

B. *Material Development*

According to Tomlinson (2011), materials development is a field of study as well as a practical activity. Material development in this section focuses on developing material carried out by a teacher in creating appropriate teaching materials. Tomlinson also states that practical effort refers to anything a writer, teacher, or student does to provide language input resources with the goal of maximizing possible input and encouraging the desired output. In other words, the provision of information about and/or language experiences in a way intended to encourage language learning.

Nikoopour & Farsani (2011) argues that the current scope of English Language Teaching (ELT) offers various types of syllabi that can be chosen according to specific learning contexts. After conducting an in-depth study of various existing materials, the compilers of ELT materials need to conduct a thorough evaluation, both from internal and external perspectives, to determine which materials are the most relevant and effective. Kaharuddin & Yassi (2018) stated that a syllabus is a list of events that occur in a class, usually containing objectives, content, and sometimes methodological recommendations.

Ahmad (2019) revealed that developing learning materials requires patience and high concentration. Before getting started, it's worth considering a few things: first, examining the syllabus to identify themes, subthemes, and learning objectives, as well as choosing authentic material sources. Second, ensuring that the material is in accordance with the needs and interests of students. Third, the material must be able to be worked on by students and taught by teachers. Fourth, the material must be relevant to the student's level and real life. Finally, the material must support the development of language skills or elements of the language.

C. *Religious Moderation*

Pelu & Nur (2022), stated that religious moderation is the perspective or attitude of every individual, be it towards objects, people, the environment or society. Religious moderation itself is a breakthrough program from the Minister of Religious Affairs of the Republic of Indonesia for the 2014-2019 period, Lukman Hakim Saifuddin. Religious moderation is an important part of the nation's strategy in caring for Indonesia's unity. As a country with a very high level of diversity, the founders of the nation have inherited a fundamental agreement in the nation and state: the Unitary State of the Republic of Indonesia. This agreement succeeded in uniting various religious, ethnic, linguistic, and cultural groups in a harmonious unity (Kemenag, 2019).

The indicators of the values of religious moderation, namely: 1) National Commitment; 2) Tolerance; 3) Non-violence; and 4) Acceptance of local traditions and culture. The following is an explanation of the four indicators:

1. National Commitment

National commitment is an important benchmark to assess the religious views and expressions of individuals and groups towards the nation's ideology, especially its commitment to accept Pancasila as the foundation of statehood. The issue of national commitment is currently a very important topic, especially with the emergence of new religious understandings that are not in line with the noble values and culture that have long been embedded as the nation's identity.

2. Tolerance

Tolerance is an attitude that reflects respect and acceptance of the beliefs, opinions, and choices of others, despite differences with beliefs and choices. This attitude opens up space for each individual to express themselves and live life according to their beliefs without fear or pressure. More than acceptance, tolerance also means openness and understanding.

Tolerance not only includes differences in religious beliefs, but also includes differences in race, sexual orientation, gender, culture, and so on. In context of Islam, tolerance is taught as one of the main values that every Muslim must uphold. By practicing tolerance fairly, Islam can become an inclusive, friendly religion that is in line with universal human values.

3. Non-violence

Violence in the context of religious moderation, stems from a narrow religious understanding. Attitudes and actions born of these ideologies and understandings often want to force changes in the social, societal, and political

order by violent means. This violence is not only in physical form, but also verbal violence of a non-physical nature.

Therefore, the indicator of religious moderation that leads to the prevention of violence lies in the manifestation of religion that is fair. This means a religious attitude that places justice, respect and understanding of diversity as fundamental values.

4. Acceptance of Local Traditions and Culture

Accepting local traditions and culture is an important step towards realizing a harmonious cultural and religious understanding. This is especially true in Indonesia, a country that is very rich in culture and religion embraced by its entire society. For example, in Islam, there are often debates and differences of opinion about Islamic teachings and local traditions in the community. This is where the role of fiqh becomes a bridge to resolve these tensions. Fiqh can be used as a tool to break down tensions between religious teachings and local traditions.

The adjustment of worship and religious customs to local customs can be an indicator of the extent to which individuals understand the teachings of their religion. Moderate individuals are generally more open in accepting local customs and customs in their religious practice, as long as they do not conflict with basic religious principles. An open and non-rigid interpretation of religion is characterized by openness to various ways of worship and behavior, not only fixating on commonly accepted religious doctrines, but also considering religious interpretations adapted to cultural and social contexts.

Based on the description above, the application of religious moderation in the school environment is considered the best and most effective effort in the success of this program. The term integration means to merge into a whole, not scattered and divided. Integration includes aspects of completeness and needs of aspects that form a unity with a close relationship between aspects of the unity. Meanwhile, religious moderation can be interpreted as a way of thinking, doing, and behaving that is always in the middle, always fair, and not extreme (Rochmah & Marno, 2023).

In this research, the implementation of integrating the values of religious moderation was carried out in one of the teaching materials in English subjects with the aim that in addition to gaining knowledge about English language learning, students are also expected to be able to understand and practice the values of religious moderation.

D. *Personal Letter Unit*

According to Bly (2004), a letter is a written communication medium used by individuals to convey messages to other parties. Based on the level of formality, letters are divided into two types, namely formal letters and informal letters. Personal letters, as one type of informal letter, are generally written in a more relaxed style and addressed to relatives or close friends. Robert suggests that the main characteristics of personal letters are sincere, caring, and positive in tone.

Basonggo et al. (2016) stated that personal letter or private letter is a form of written communication that contains personal information about the

writer's personal experiences. This type of letter is generally addressed to individuals who are emotionally close to the writer, such as family members or close friends.

This research focuses on developing teaching materials in personal letter unit. Researcher selected this unit after considering several aspects, such as the subject matter of learning, learning objectives, and the potential for future development of the unit.

The teaching materials used in this study came from the "*Bahasa Inggris SMA/MA/SMK/MAK Kelas XI Kurikulum 2013*" book which researcher then integrate with the values of religious moderation. The subject matter of the personal letter unit includes those contained in the book; reading the example of letters, getting to know several types of letters, understanding the definition and structure of personal letters, studying the expressions used in personal letters, analyzing examples of personal letters, and finally students were asked to make a personal letters.

E. *Basic Competence for the Eleventh Grade Students at MAS Madani*

Alauddin Pao-Pao

The syllabus is one of the most important components in this study. As said by Kaharuddin & Yassi (2018) defines a syllabus as a document that details the design of learning in a class. A syllabus generally contains learning objectives, teaching materials, as well as a number of methodological suggestions that can be used by educators. The syllabus is an important component that a teacher must have. In syllabus contained competency standards, basic competencies,

learning materials, learning activities, etc. Basic competence in English syllabus used by teachers at MAS Madani Alauddin Pao-Pao eleventh grade can be seen in the table below.

Table 2. 1

Basic Competences of Personal Letter Unit for the Eleventh Grade Students at MAS Madani Alauddin Pao-Pao

| Basic Competencies | Time Allocation |
|--|-----------------|
| 3.6 <i>Membedakan fungsi social, struktur teks, dan unsur kebahasaan beberapa teks khusus dalam bentuk surat pribadi dengan memberi dan menerima informasi terkait kegiatan diri sendiri dan orang sekitarnya, sesuai dengan konteks penggunaannya.</i> | |
| 4.6 <i>Teks Surat Pribadi</i> 4.6.1 <i>Menangkap makna secara kontekstual terkait fungsi sosial, struktur teks, dan unsur kebahasaan teks khusus dalam bentuk surat pribadi terkait kegiatan diri sendiri dan orang sekitarnya</i> 4.6.2 <i>Menyusun teks khusus dalam bentuk surat pribadi terkait kegiatan diri sendiri dan orang sekitarnya, lisan dan tulis, dengan memperhatikan fungsi sosial, struktur teks, dan unsur kebahasaan, secara benar dan sesuai konteks.</i> | |

F. Conceptual Framework

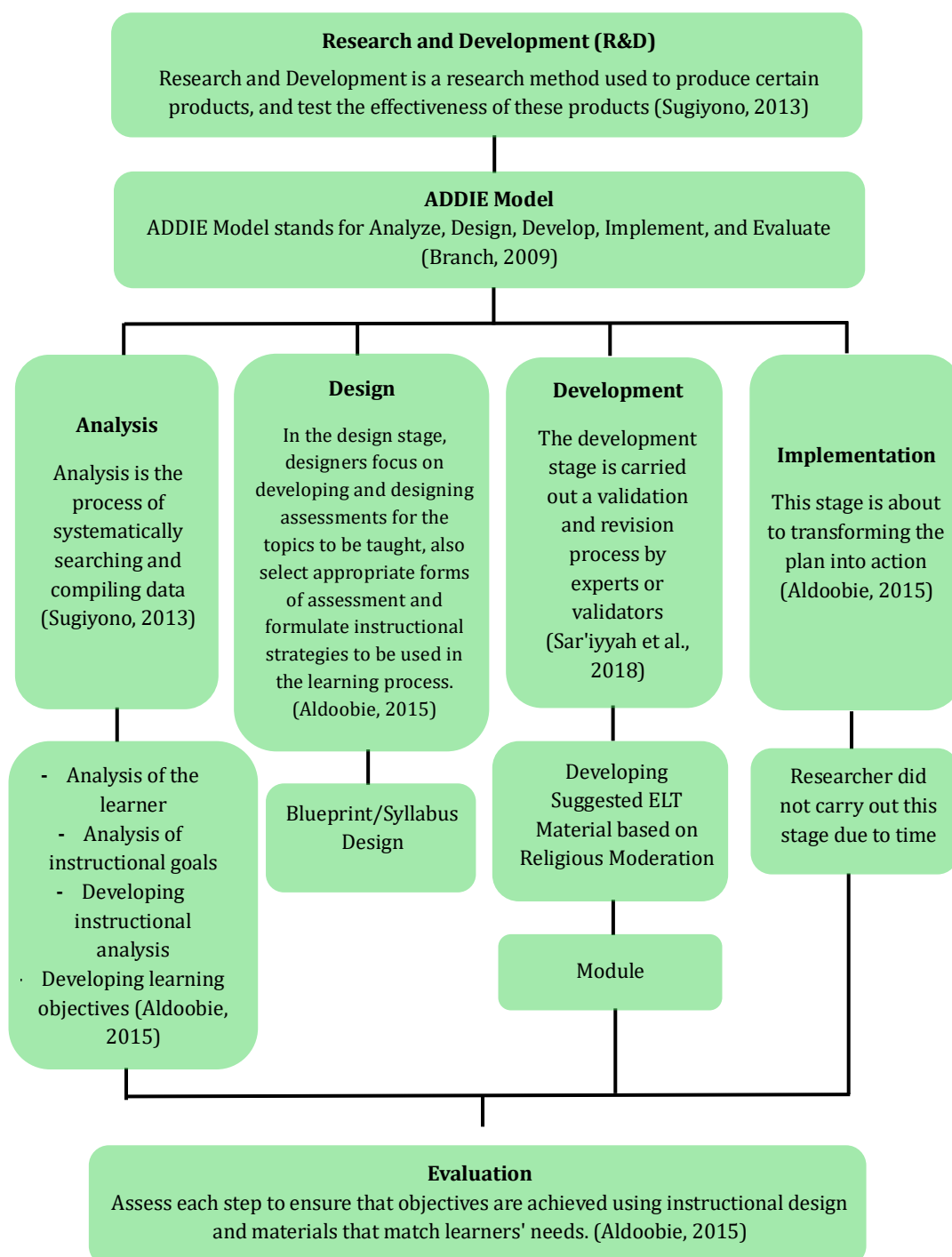


Figure 2. 1 Conceptual Framework of Development the ADDIE Model

The above is a Conceptual Framework that describes a stages of procedures in this study in developing ELT material on English teaching materials at MAS Madani Alauddin Pao-Pao, in this case integrating four values of Religious Moderation into teaching materials. This research used Research and Development (R&D) method with ADDIE model. ADDIE itself stands for Analyze, Design, Develop, Implement, and Evaluate. However, of the five stages, researcher was only carried out 4 stages, namely Analyze, Design, Develop, and Evaluate. Researcher did not carry out the Implementation stage because it will take a lot of time for the implementation process.

CHAPTER III

RESEARCH METHODOLOGY

A. *Types and Locations of Research*

1. Types of Research

This research is categorized as field research. This type of research falls within the realm of qualitative research. Rahmadi (2011) stated that field research is a study that relies on primary data obtained directly from the field through various data collection instruments, such as questionnaires, observations, and interviews.

Widodo and Mukhtar in Nurdiani (2014) explained that field research uses a qualitative approach, which relies on data obtained directly from the field. The data was collected through informants, respondents, documentation, or observations in a social context relevant to the research subject. In carrying out field research, researcher needed a lot of social interaction about what is being observed in order to understand the scope of research in depth.

2. Locations of Research

This Research was conducted at MAS Madani Alauddin Pao-Pao. The school was founded by Prof. Muin Salim rector IAIN Alauddin Makassar (1998-2002). Dr. H. A. Achruh AB. P., M. Pd. L. as the foundation's President and Rustan, S.Pd. As headmaster. The school is located on Bontotangnga street, Paccinongan Village, Somba Opu sub-district, Gowa regency. The school has been accredited 'A'.

B. *Research Approach*

This research used quantitative and qualitative approaches, or better known as mixed method approaches and purposive sampling is used as a data collecting technique. Creswell (2014) stated that mixed-method research is an approach that combines the quantitative and the qualitative data collection. This method involves integrating both types of data and often requires different designs, including certain philosophical assumptions and theoretical frameworks. Creswell also emphasized that in the mixed-method, the researcher must establish the purpose of the data mixing as well as the reasons why the combination of quantitative and qualitative data is necessary.

Quantitative and qualitative approaches are used in this study because this research used the Research and Development (R&D) methods. Quantitative and qualitative approaches was used simultaneously because they are expected to be able to obtain valid, objective, and reliable research data results.

This research focused on integrating the values of religious moderation into the English module for the eleventh grade students of MAS Madani Alauddin Pao-Pao, with a development process using the ADDIE model.

C. *Research and Development Design*

This research is categorized into Research and Development (R&D) research. According to Sukmadinata (2008: 190) in Haryati (2012), stated that research and development is a scientific approach that aims to produce new products or innovations, as well as improve the quality of existing products. Sugiyono (2013) stated that research and development is a research method

used to produce certain products and test the effectiveness of these products. In Research and Development (R&D), there are various models that can be used by researchers, such as the ASSURE, ADDIES, Borg & Gall, Dick & Carey, and Kemp models. Each model offers a different approach to developing and refining products or methods in research (Saputri & Kamsinah, 2018).

Using the method (R&D) with ADDIE Model, Ilmiah et al. (2013) stated that developing a product using ADDIE model is good enough. It is because ADDIE model has 5 steps that is quite enough to do. The steps are Analyze, Design, Develop, Implement, and Evaluate.

ADDIE model is one of the development models of R&D methods that has been widely used and quite popular among educational researchers in developing appropriate instructional designs. As stated by Aldoobie (2015) that the ADDIE model is one of the most frequently used models in instructional design. This model serves as a guide for creating effective designs, assisting instructional designers, content developers, or teachers in designing efficient and effective instruction. The ADDIE model applies a series of processes that can be applied to a variety of instructional products to achieve optimal results.

D. *Data Source*

The student's population in the eleventh grade of MAS Madani Alauddin Pao-Pao is 116, consisting of four study rooms with a total of 29-30 students in one classroom. Researcher used the random sampling in choosing the sample for this research. Researcher took one class with 13 male and 17

female, so the total are 30 students as a sample, and 2 English teacher who taught in eleventh grade as a sample, as well as the expert as an evaluation team who measured the validity of the material to be developed.

E. Procedures of Collecting Data

The data collecting process was carried out based on the stages of the ADDIE model, namely Analyze, Design, Develop, Implement, and Evaluate.

Table 3. 1
Research Timeline

| Phase | Activities | Date |
|----------------|--|---|
| Analysis | Analyzed the documents (existing book and syllabus) | February, 6 th 2024 |
| | Conducted an interview with the teacher | March, 22 nd 2024 |
| | Distributed questionnaires for preliminary research (students) | April, 27 th 2024 |
| | Distributed questionnaires for need analysis (students) | May, 17 th -18 th 2024 |
| Design | Designed a blueprint | May, 21 st -28 th 2024 |
| Development | Developed the module | May, 29 th – July, 10 th 2024 |
| Implementation | - | - |
| Evaluation | Validated the blueprint and the module | June, 14 th – 29 th 2024 |

1. Analysis Stage

At this stage, researcher collected the data and information by conducting analysis. Researcher analyzed what media students use in learning,

the syllabus used by teachers in the learning process, and the learning styles used. Then the researcher compiled a questionnaire that contains information from students regarding personal data, opinions about materials, and what their learning needs are like.

2. Design Stage

At this stage, researcher designed what kind of learning goals and outcomes they want to develop based on the existing syllabus. At this stage, researcher was consulting more to experts and supervisors for more directed results.

3. Development Stage

After carrying out the design stage, researcher finally made a module from material that had previously been designed. The material was developed with indicators of the values of Religious Moderation. After that, researcher assess the validity of the content, language, and presentation to 2 validators.

4. Implementation Stage

The implementation stage was carried out in the classroom which used material from the module that have been developed. However, the researcher will not carry out this stage because its implementation will take a lot of additional research time. Researcher hope that this research will be used by the next researcher in carrying out the implementation stage.

5. Evaluation Stage

The last stage in the ADDIE model is evaluation. In this case, researcher conducted further evaluations on module that have been developed whether it

is in accordance with procedures and in accordance with the needs of students. There are two types of evaluation, namely formative and summative. Formative evaluation is an assessment carried out at the end of the stage to correct teaching material errors before reaching the implementation stage. While summative evaluation is an assessment that is accurate and final from what has been researched.

F. *Research Instrument*

1. Questionnaire

The questionnaire according to Prawiyogi et al. (2021) is a data collection instrument consisting of a number of written questions submitted to respondents to obtain information related to research variables. The main purpose of using questionnaires in this study is to explore relevant information for the development of learning materials that are in accordance with student needs.

2. Interview Guidelines

According to Sugiyono (2013), interviews are used as a data collection technique when researchers want to conduct preliminary studies to identify the problems that need to be researched, or to gain a deeper understanding of the respondents' views and experiences. This technique relies on reports from oneself, including personal knowledge and beliefs. In this study, interviews are used with certain guidelines to obtain additional information about the constraints and views of teachers and students regarding teaching materials.

3. Documents

The documents used was in the form of teaching materials like books and syllabus, which supported the research process, in this case it is used to obtain more information for the smooth running of the research process.

4. Validation Checklist

The validation checklist contains guidelines on the criteria that has been given to validators to check whether the results of material development are appropriate.

G. Data Processing and Analysis Techniques

The data obtained came from questionnaires, interviews, documents, and validation checklists. The results of the need analysis questionnaires and validation checklist are used to describe quantitative data, while the results of interviews and documents are used to describe qualitative data.

1. Quantitative Data

a. Need Analysis Questionnaire

The questionnaire from the need analysis was analyzed about anything and how often it happens. In analyzing the questionnaire researcher created in the form of a Google Form, so that the results of the questionnaire was immediately appear automatically.

b. Validation Checklist

Validation checklist is given to the validators to evaluate module that have been developed based on 4 aspects of BSNP, namely content feasibility,

presentation feasibility, language feasibility, and graphic feasibility. The questionnaire is analyzed to find the mean score.

$$\text{Validity} = \frac{\text{Gained Score}}{\text{Maximum Score}} \times 100\%$$

Table 3. 2

Validity Level adapted from Lestari et al., (2018)

| Num. | Validity Criteria | Descriptive Rating |
|-------------|--------------------------|---------------------------|
| 1 | Very Valid | 4.51 – 5.00 |
| 2 | Valid | 3.51 – 4.50 |
| 3 | Enough Valid | 2.51 – 3.50 |
| 4 | Less Valid | 1.51 – 2.50 |
| 5 | Not Valid | 1.0 – 1.50 |

2. Qualitative Data

Miles et al. (2014) stated that in managing qualitative data there are three stages, namely data condensation, data display, drawing and verifying the conclusions.

CHAPTER IV

RESEARCH RESULT AND DISCUSSION

A. *The Result of the Analysis Phase*

1. **The Result of Content Material Based on the Document**

The results of this study are based on the textbook used by eleventh grade students at MAS Madani Alauddin Pao-Pao. The book is an English book from the Ministry of Education and Culture of the Republic of Indonesia which follows the 2013 curriculum. The book includes 9 chapters, but this research focuses on Chapter V themed Letter Writing, which discusses about Personal Letters.

The results of this research analysis based on the 2013 curriculum consist of basic competencies 3.6 and 4.6 with Personal Letter material that is expected to be understood by students. Then in the learning process there are main skills that are integrated in a skill flow that is systematically arranged. Learning activities used Project Based Learning which includes Determine the topic, Pre-Communication, Determine the basic question, Design the project plan, Test result, and Evaluating experience. Lastly, instructional instruction refers to pre-study; types of activities consist of individual and pair activities; the number of activities; and glossary.

2. **The Result of Need Analysis Based on the Students' Questionnaires**

The list of questions in the questionnaire consists of 14 questions, and has been divided into three parts, namely the organization of the material, the content of the material, and the learners' characteristics. The results of the

questionnaire that has been previously shared with eleventh grade students of MAS Madani Alauddin Pao-Pao have been compiled in the table below.

a. The Organization of Material

Table 4. 1

The Results of the Organization of Material

| The Organization Material | | |
|----------------------------------|--|---|
| Num. | Questions | Answers |
| 1. | In your opinion, do the learning objectives need to be put in " <i>Personal Letter</i> "? | <ul style="list-style-type: none"> ○ Yes = 90% ○ No = 10% |
| 2. | Related to the " <i>Personal Letter</i> " unit, what kind of exercises activities do you want? | <ul style="list-style-type: none"> ○ Individual = 33.3% ○ Pair = 33.3% ○ Discussion (small group) = 30% ○ Project (big group) = 3.3% |
| 3. | Related to the " <i>Personal Letter</i> " unit, what kinds of tasks activities do you want? | <ul style="list-style-type: none"> ○ Making a Personal Letter = 66.7% ○ Reading a Personal Letter = 26.7% ○ Identifying the structure of the Personal Letter = 6.7% |
| 4. | Does the summary need to be put on the " <i>Personal Letter</i> " unit? | <ul style="list-style-type: none"> ○ Yes = 90% ○ No = 10% |
| 5. | What kinds of reflection do you want about the learning " <i>Personal Letter</i> " unit? | <ul style="list-style-type: none"> ○ Note-taking = 66.7% ○ Presentation = 33.3% |
| 6. | Does the glossary (words list) need to be put on the " <i>Personal Letter</i> " unit? | <ul style="list-style-type: none"> ○ Yes = 93.3% ○ No = 6.7% |

The table above shows that 90% of students want learning objectives to be included in Personal Letter material. The type of exercise activity individually

and in pairs was the most wanted among students with the same results, namely 33.3%. The type of assignment that students are interested in in Personal Letter material is 66.7% who choose to make a Personal Letter. As many as 90% of students chose to include summaries in Personal Letter materials, and 66.7% of students chose note-taking as a way to reflect. Then 93.3% of students agreed that glossary (word list) needed to be included in the Personal Letter material.

b. Content of the Material

Table 4. 2
The Results of the Content of the Material

| Content of the Material | | |
|--------------------------------|---|---|
| 7. | Do you think the topic of "enlivening the August 17th event" should be added to the " <i>Personal Letter</i> " unit? | <input type="radio"/> Yes = 63.3% <input type="radio"/> No = 36.7% |
| 8. | Do you think the discussion of "letter to attend religious event" should be included in the " <i>Personal Letter</i> " unit? | <input type="radio"/> Yes = 63.3% <input type="radio"/> No = 36.7% |
| 9. | Do you agree that the topic of "avoiding verbal abuse on social media" should be included in the " <i>Personal Letter</i> " unit? | <input type="radio"/> Yes = 70% <input type="radio"/> No = 30% |
| 10. | Do you agree that the topic of " <i>tahlilan</i> " should be added to the " <i>Personal Letter</i> " unit? | <input type="radio"/> Yes = 53.3% <input type="radio"/> No = 46.7% |

The table above shows the results of the need analysis questionnaire from students for the content of material section. The content of material contains learning materials that contain 4 indicators of religious moderation values,

namely national commitment, tolerance, anti-violence, and acceptance of local traditions and culture. In the table above, as many as 63.3% of students agreed to include the topic "Enlivening the 17th August Event" and the topic "Letter to Attend Religious Event" in the Personal Letter material. Furthermore, as many as 70% of students agreed to include the topic of "Avoiding Verbal Abuse on Social Media" in the Personal Letter material. The last, as many as 53.3% of students voted to agree to include the topic of "Tahlilan" in the Personal Letter material.

c. Learners' Characteristic

Table 4.3

The Results of Learners' Characteristic

| Learners' Characteristic | | |
|---------------------------------|--|---|
| 11. | About the learning style, do you like learning by using? | <ul style="list-style-type: none"> ○ Visual (Pictures, graphs, charts, etc.) = 83.3% ○ Auditory (videos, discussions, etc.) = 70% ○ Kinaesthetic (plays, experiments, etc.) = 60% |
| 12. | In what way do you like to learn " <i>Personal Letter</i> "? | <ul style="list-style-type: none"> ○ Through playing games = 16.7% ○ Through practicing directly = 30% ○ Through listening materials = 16.7% ○ All of them true = 36.7% |
| 13. | About learning " <i>Personal Letter</i> ," what kinds of learning material form do you want as your learning preference? | <ul style="list-style-type: none"> ○ Texts = 23.3% ○ Pictures = 16.7% ○ All of them true = 60% |

| | | |
|-----|--|--|
| 14. | In your mind, do you experience the following problems in learning English, especially " <i>Personal Letter</i> "? | <ul style="list-style-type: none"> ○ Lack of vocabulary knowledge = 60% ○ Uninteresting topics/bored material = 6.7% ○ Unfamiliar context = 13.3% ○ Uncommon word combination = 10% ○ Too many have the same meaning = 10% |
|-----|--|--|

The table above shows the results of the questionnaire at the end of the questionnaire, namely about learners' characteristics. The table above shows that as many as 83.3% of students like visual learning styles. As many as 36.7% of students liked the way of learning by playing games, practicing directly and listening to the material, then as many as 60% of students liked the learning material in the form of text and pictures. Lastly, 60% of students have difficulties with the lack of vocabulary knowledge in learning English, especially in Personal Letter material.

Table 4. 4

The List of Need Inventory

| Num. | The List of Need |
|------|--|
| 1. | Students want the instructional objectives to be put in " <i>Personal Letter</i> " material. |
| 2. | Students want exercises that are given in form of individual and pair. |
| 3. | Students want to making a Personal Letter in task activities. |
| 4. | Students want the summary to be put on the " <i>Personal Letter</i> " material. |

| | |
|-----|---|
| 5. | Students want to use reflection in form of note in " <i>Personal Letter</i> " material. |
| 6. | Students want the glossary (word list) to be put on "Personal Letter" material. |
| 7. | Students want the topic of "enlivening the August 17th event" to be added on " <i>Personal Letter</i> " material. |
| 8 | Students want the topic of "letter to attend religious event" to be included in the " <i>Personal Letter</i> " material. |
| 9. | Students want the topic of "avoiding verbal abuse on social media" to be included in the " <i>Personal Letter</i> " material. |
| 10. | Students want the topic of " <i>tahlilan</i> " to be added to the " <i>Personal Letter</i> " material. |
| 11. | Students like to using visual, auditory, and kinesthetic learning style. |
| 12. | Students want the learning style through playing games, through practicing directly, and through listening materials when learning " <i>Personal Letter</i> " material. |
| 13. | Students want the learning materials in form of texts and pictures when learning " <i>Personal Letter</i> " material. |
| 14. | Students experience problems about lack of vocabulary knowledge when learning English, especially " <i>Personal Letter</i> " material. |

The table above is a need inventory table that contains conclusions about the results of the questionnaire for need analysis that has been answered by the students. The results of the questionnaire were used by the researcher as a source in designing the syllabus blueprint. The table above shows the results that students want learning objectives to be included in the Personal Letter material, students want the type of assignment activities to be done

individually and in pairs, students want the assignment to create a personal letter, and students agree to include the religious moderation values indicator in the Personal Letter material.

3. The Currently Used English Teaching Materials

The book previously used by the eleventh grade English teacher at MAS Madani Alauddin Pao-Pao is a book for SMA/MA/SMK/MAK Grade XI English students, Ministry of Education and Culture of the Republic of Indonesia 2017. In this book, it is still general and does not contain the values of religious moderation.

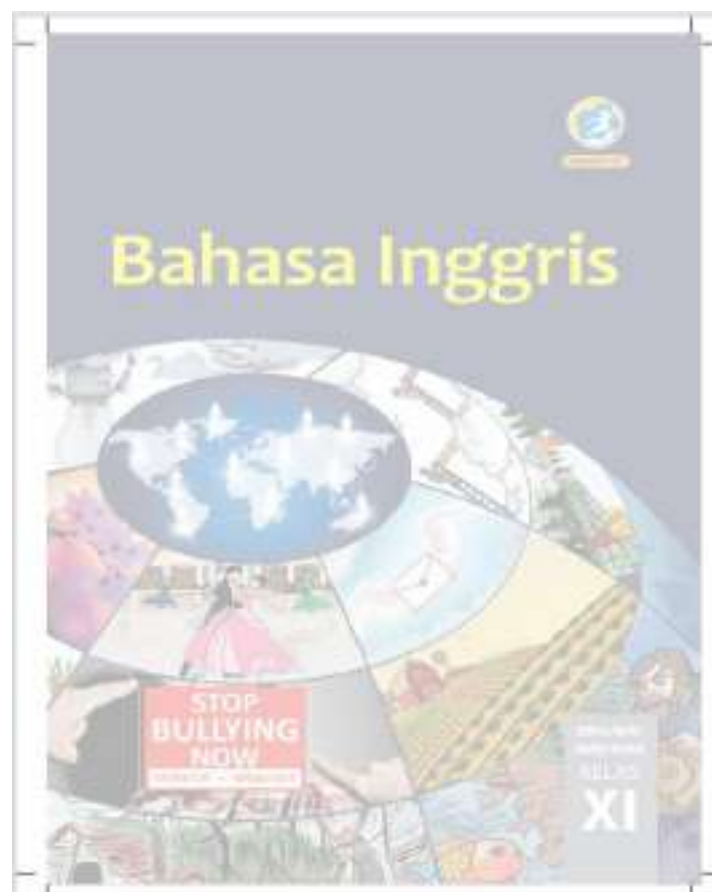


Figure 4. 1 The Currently Used Book

On the cover of the book that was previously used, there are several components such as pictures and writing. The images used are still very general and do not contain the values of religious moderation.

A Pre-Activity

Read the letter given below.

12th January 2014
My Dear Lovely Siti,
Hello!

How are you, sweetie? I know you are angry with me because I am writing to you after a long time. I am so sorry, please forgive me. You know we are in Lombok right now. It is so beautiful beyond imagination. I am writing to you from this really cute little café on the Senggol beach. As you know, mum loves shopping, so she goes and will go for hours. I took a rain check from shopping and decided to write to you while I enjoy my cup of coffee.

You know, yesterday we went to Gil Nanggu Island; it is a beach on the southwest of Lombok. The place is awesome. It is so beautiful I couldn't believe my eyes. There are beautiful coral reefs everywhere. We went for snorkeling and we saw the most amazing fish ever. I wish you were here; it would have been much more fun.

Mum was making sure that we didn't miss any sight of the whole city, so we had practically been everywhere.

I have to go, mum is here. I will see you soon.

Lots of love
XXXX
Love
P.S. for bringing you lots of souvenirs and pictures!!

Discuss with your partner, what kind of letter is this and how can you say that.

Kelas XI IPA/IPS/IK/IB/IBL

Figure 4. 2 The Currently Book Used

On the page of the book above, students are asked to read the sample of letter and determine what type of letter it is. However, the sample letter

The page above is an example of a personal letter along with its text structure, and an example of the type of assignment that will be given to students. The two examples of personal letters shown are still very general and there are no religious moderation values in them.

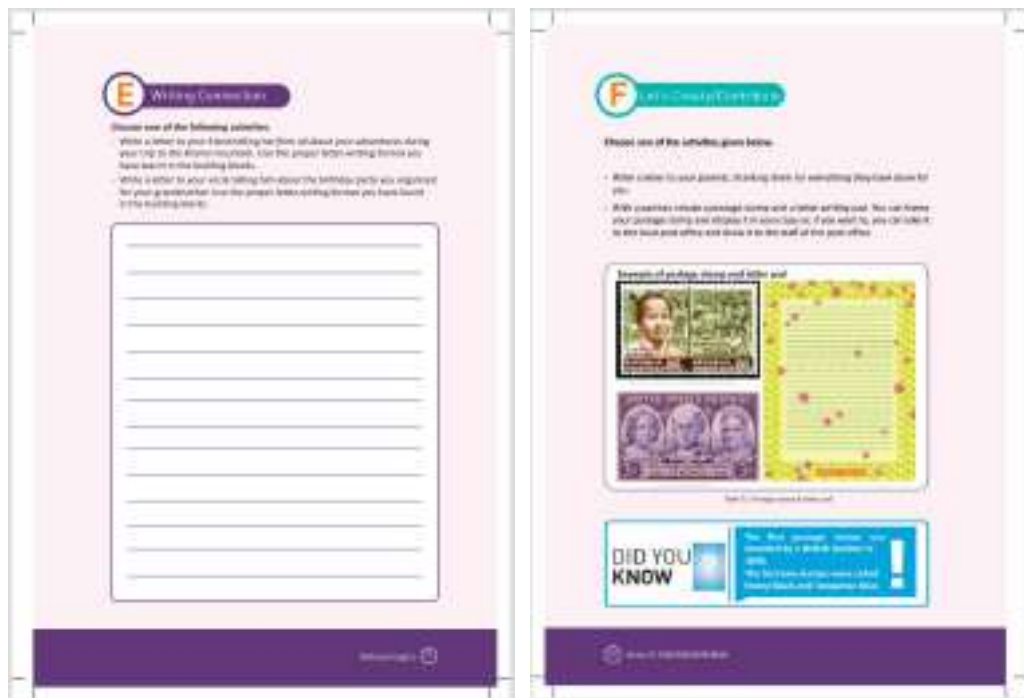


Figure 4. 5 The Currently Used Book

On the page of the book above, students are given instructions to make a letter that will be addressed to family and friends. However, it can be noted on the page of the book above, the instructions conveyed do not include instructions for making letters that contain religious moderation values.

According to Aldoobie (2015), the analysis stage is an important part of the development process. Aldoobie also argues that the analysis stage in learning design is a critical step that saves significant costs, effort, and time. In this stage, the researcher examines in depth several important aspects. First,

researcher analyze learners to understand their current position, the skills they possess, and their individual needs through questionnaires. Sugiyono (2013) stated that questionnaires are an efficient data collection technique if the researcher knows exactly the variables to be measured and knows what to expect from the respondents. Then, researcher developed instructional analyses that detail the steps needed to present learning materials effectively. Next, set clear instructional goals to determine the desired end result of that learning. Finally, the researcher designed a learning objective analysis to determine the evaluation method that is used to measure the achievement of learning objectives. By conducting this analysis carefully before planning or implementing learning, researcher can ensure that the learning approach that they chose was more effective and relevant to the desired learning objectives.

B. *The Result of Product Design*

The Result of Product Design Through Students' Need

After knowing and analyzing the needs of students, the next stage that were carried out was the design stage. At this stage, the researcher has made a blueprint in the form of a syllabus which contains the flow of the learning process plan, which then becomes a reference in developed learning materials. Creating a blueprint correctly and appropriately is very important in this process while still paying attention to the considerations. Analysis of student needs, assessment comments from experts, then standard competences and basic competences are important aspects in the consideration of making a blueprint.

1. Unit Title

This research focuses on Unit Chapter 5 in the English book SMA/MA/SMK/MAK Class XI, Ministry of Education and Culture of the Republic of Indonesia 2017, with the title Personal Letter. This topic discusses what a personal letter is, the use of a personal letter, and who the personal letter is given to. Then based on the content of the material contained in this topic, it is known that the skill that used by students is writing skills. The topic of personal letters is expected to be able to provide understanding to students to establish a relationship with friends and family continuously even if only through a writing.

2. Basic Competence

This unit Personal Letter is prepared by focusing on Basic Competencies and Indicators 3.6 and 4.6. These components are very important in achieving the learning goals, that have been set and play a very important role in helping researcher design appropriate and effective learning designs to support student learning achievement. These basic competences come from the syllabus that has been determined by teachers, and because it is a national standard set by the government to measure student achievement, researcher decided not to change it and continue to used the existing basic competencies.

3. Indicator

The researcher designed the indicator based on the results of the needs analysis that had been answer by the students. The researcher compiled this part of the indicator by adjusting the rules of the Bloom by Anderson Taxonomy theory, including remember, understand, apply, analyze, evaluate, and create.

4. Language Focus

Language focus is a very important role for students in the learning process of "Personal Letter". Based on the blueprint syllabus that has been created, the components of language focus consist of time signal, singular and plural, conjunction, preposition, speech, word stress, spelling, intonation, punctuation, word formation, and then handwriting. These components need to be considered and understood by students so that later it will make it easier for students to identify and convey the expressions contained in the appropriate Personal Letter material.

5. Input

The input provided focuses on key concepts that support the achievement of student learning goals. This includes content that supports the understanding of the learning material. The syllabus blueprint includes components such as learning objectives, topics, explainer videos, images, vocabulary lists, and summaries. Instructional objectives aim to achieve the desired learning outcome behavior after learning is completed. Personal Letter material teaches students to write to family and friends, share experiences,

invite, and deliver news personally. The use of videos and images in the learning process would help students understand the material better and increase their interest. Vocabulary lists would help students to understand the topics and complete the tasks more easily, while also building a deeper understanding of the learning material.

6. Learning Activities

Learning activities are the main part of the learning process that is organized systematically and regularly so that learning goals can be achieved. In the learning activity section, there are several types of activities including, determine the topic, pre-communication, determine the basic question, design the project plan, test result, and finally evaluate experience.

a. Determine the topic

In this section, students listen to explanations about what social functions, text structures, and language focus are contained in the Personal Letter material. Furthermore, students analyze several types of sample letters in the form of pictures and convey their opinions through the available questions. This stage is designed according to the results of the student's need analysis, where the student wants a visual and auditory based learning style so the researcher showed an explanation video about personal letter and some pictures of letters.

b. Pre-Communication

Activities at this stage include 3 activities. The first activity, students read and analyze individually the Personal Letter examples and then students are

asked to determine the topic of the Personal Letter examples. The second activity, students analyzed the structure of the text in pairs on 2 examples of Personal Letters. Students are given 2 examples of Personal Letters with a random structure arrangement, then students will arrange the Personal Letter into a Personal Letter with a good and correct text structure. And the third activity, students will analyze the language focus of the Personal Letter examples available in the learning materials and work on them in pairs. The activities in the stages were adjusted from the results of the student need analysis that students want the type of learning material in the form of text and picture with the type of exercise by individual and pair.

c. Determine the basic question

Students pay attention to and analyze a list of types of expressions commonly used in Personal Letters that are randomly paired with their goals, then students fill in the fields whether the expressions used and their goals are correct or false. This stage was designed to adapt to the needs of students. Students want the type of learning material in the form of text and picture, so the researcher make a list in a form of text about the expression that commonly use in personal letter

d. Design the project plan

This stage includes 2 activities. The first activity, students were asked to create an oral Personal Letter containing the values of Religious Moderation. The second activity, students are asked to create a written Personal Letter that contains the values of Religious Moderation. Students are asked to keep paying

attention to social function, text structure, and language focus in creating their Personal Letter. Based on the students' need, students prefer to learn by direct practice. Students want a type of task activity that is to make a personal letter.

e. Test result

In this activity, students analyzed the social function, text structure, and language focus of the Personal Letter that had been made by their partner. Students were asked to present a Personal Letter from their respective spouses and present the results of their analysis. Based on the results of need analysis, students like learning through listening material, so students can listen and analyze the result of their friend's project.

f. Evaluating experience

At this stage there are 2 activities. In the first activity, students are asked to assess the habits of their group friends or partners during the learning process. Then the second activity, students evaluate their learning comprehension during the learning process by answering several questions.

7. Time Allotment

The time allocation specified in the blueprint represents the average estimate of the time required for students to acquire the fundamental skills. In one meeting, the estimated time used is 2 x 45 minutes.

Table 4. 5
Time Allotment

| Meeting | Activity |
|---------|----------|
|---------|----------|

| | |
|-----------|---|
| Meeting 1 | <p>Activity 1 (Pay attention to the pictures and answer the questions)</p> <p>Activity 2 (Read, analyze and determine the topic)</p> <p>Activity 3 (Analyze and arrange the text structure)</p> <p>Activity 4 (Read and identify the language elements)</p> |
| Meeting 2 | <p>Activity 5 (analyze and answer is it true or false)</p> <p>Activity 6 (create an oral Personal Letter)</p> <p>Activity 7 (create a written Personal letter that will be given to each partner)</p> |
| Meeting 3 | <p>Activity 8 (analyze and present the result)</p> <p>Activity 9 (provide an assessment of behaviour of each partner)</p> <p>Activity 10 (Let's evaluate understanding during the learning process by answering several questions).</p> |

8. Religious Moderation

Religious moderation contained in the blueprint is expected to be able to help students better understand the form of tolerance and appreciate local traditions that apply in society. Religious moderation in the blueprint consists of 4 namely, national commitment, tolerance, nonviolence, and acceptance of local traditions and culture.

a. National Commitment

The value of national commitment is important to apply in students' education because it builds a strong sense of national identity and appreciates the cultural heritage and history of their country. The application of the value of national commitment not only teaches an understanding of national history

and culture, but also forms a positive character and attitude that is essential for the next generation who are patriotic and ready to contribute to building an inclusive and harmonious society.

b. Tolerance

The value of tolerance is important to be applied by students because it helps to form an inclusive and harmonious society. By understanding and respecting differences such as culture, religion, or political views, students learn to respect each individual's right to live safely and feel welcome in a social environment. Tolerance also promotes effective cooperation among diverse groups, reduces conflict, and promotes peaceful resolution of dissent. The application of the value of tolerance in education not only prepares students for a harmonious social life, but also to become leaders who are able to build a just and empowered society.

c. Non-violence

The value of non-violence in textbooks is important and should be applied by students because it forms behavior that respects and maintains the safety of individuals. When students reject any form of violence, whether physical or verbal, they not only protect themselves but also create a safe and supportive school environment. This value helps students understand the importance of resolving conflicts peacefully and develop effective communication skills. The application of non-violence values is not only relevant in education but also in wider social life, where mutual respect and peace are key to overcoming the challenges of violence collectively. Thus, this value teaches students to avoid

violence and become responsible individuals and be able to contribute to building a better and safer society.

d. Acceptance of Local Traditions and Culture

Acceptance of local and cultural traditions is important in textbooks and to be applied by students because it enhances their understanding of a rich and diverse cultural heritage. By respecting local traditions, students not only strengthen their personal identity, but also respect the cultural diversity around them. This opens up opportunities to understand more deeply the history, values, and practices that shape the communities in which they live. This attitude helps to build an inclusive perspective and respect cultural differences, which is very important in today's global era. By integrating the value of acceptance of local traditions and cultures in the textbooks, students can grow into individuals who are open-minded, respect and nurture cultural wealth, and contribute to building a diverse and harmonious society.

Based on the results of the research at the design stage, the researcher was finally able to develop a blueprint that adapted from Nurpahmi et al. (2022) which became the basis for the researcher to carry out the next stage, namely at the development stage. In line with Andriani & Puspitasari (2024) research, at the design stage, the researcher develops research instrument indicators and sets goals for the next stage. They used Tomlinson and Cunningsworth's theories to select relevant aspects for the indicator. From Tomlinson's principles, ten aspects were selected for a good textbook, while Cunningsworth's theory contributed various aspects related to purpose,

design, language content, and skills. These indicators are then used in questionnaires and interviews.

This design stage was a very important stage considering that the teaching materials to be developed must be really appropriate and feasible to be used. The researcher included activities in the blueprint in line with what students wanted, which came from the results of the analysis of student needs. Then, the researcher also included the components of religious moderation values in learning activities, in accordance with the focus of this research.

In developing the components of the activity, the researcher began by adapting elements from Wasimin (2022). The researcher then analyzed the components, determined which parts are relevant to add and which are not relevant to add. Through this selection and adjustment process, the researcher succeeded in developing new and more suitable activity components in the context of this research.

C. The Result of the Development Phase

1. Cover Unit

The cover unit was the first page in the textbook that is developed. On the cover, there are a chapter, unit title, school name, UIN Alauddin Makassar logo, class, then a picture of a letter that matches the unit title, and there is a picture of children of different ethnicities, religions, ethnicities and skin colors holding hands.

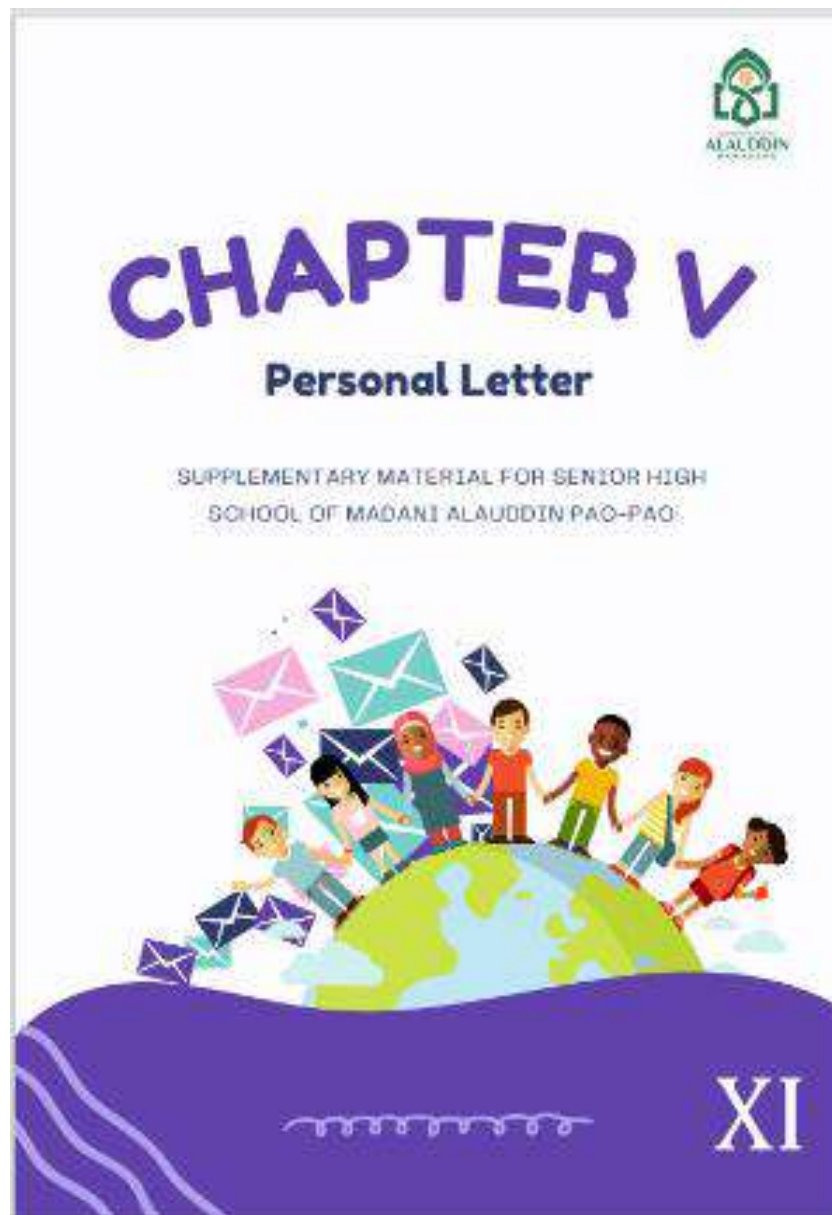


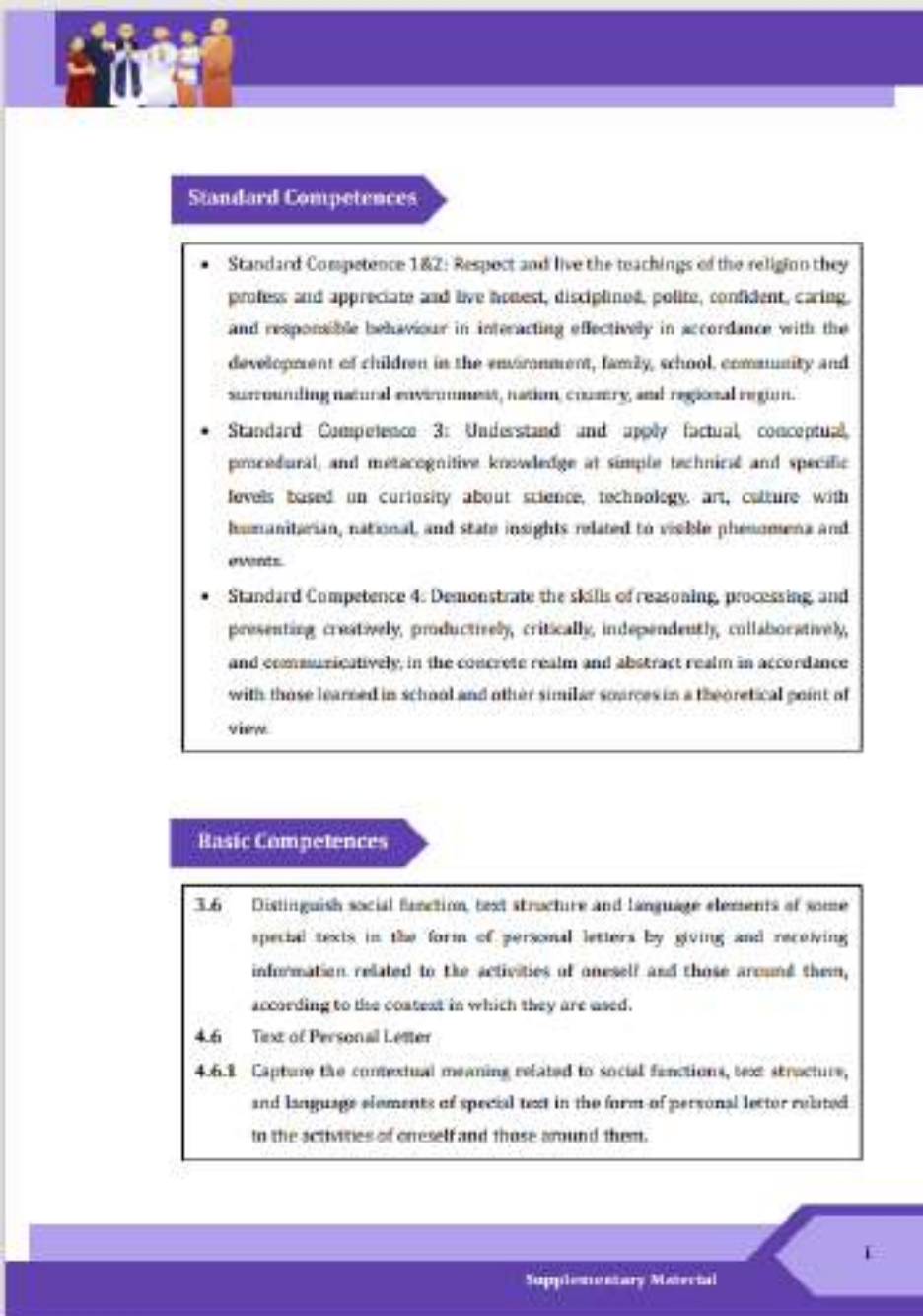
Figure 4. 6 Cover Page

On the cover of the unit, there is a chapter title as a marker for students and teachers who read the textbook that this section has entered chapter 5 of this textbook. Second, there is a unit title "Personal Letter" which indicates that students are starting to enter a new learning material unit, namely material about personal letters. Third, there is the UIN Alauddin Makassar logo on the upper right corner of the cover which indicates that the textbook developed is

the work and result of UIN Alauddin Makassar students, and also the textbook intended for partner schools of UIN Alauddin Makassar. Fourth, the image of the letter icon that is included adjusts the title of the unit discussed, then the image of the children that is included symbolizes togetherness and unity in accordance with the values of religious moderation. Lastly, the use of purple and white colors as the basis colors for textbook. In this case, the use of white and purple colors is expected to attract more students' interest in learning. The color of white itself symbolizes purity and innocence so that it will make students always calm and peaceful, while purple can symbolize strength, ambition, and high morals. The combination of white and purple is also able to beautify the appearance of the module so that it will be more attractive for students to see.

2. Page of Standard Competences and Basic Competences

The next page, regarding the page that contains standard competences and basic competences.



Standard Competences

- Standard Competence 1&2: Respect and live the teachings of the religion they profess and appreciate and live honest, disciplined, polite, confident, caring, and responsible behaviour in interacting effectively in accordance with the development of children in the environment, family, school, community and surrounding natural environment, nation, country, and regional region.
- Standard Competence 3: Understand and apply factual, conceptual, procedural, and metacognitive knowledge at simple technical and specific levels based on curiosity about science, technology, art, culture with humanitarian, national, and state insights related to visible phenomena and events.
- Standard Competence 4: Demonstrate the skills of reasoning, processing and presenting creatively, productively, critically, independently, collaboratively, and communicatively, in the concrete realm and abstract realm in accordance with those learned in school and other similar sources in a theoretical point of view.

Basic Competences

3.6 Distinguish social function, text structure and language elements of some special texts in the form of personal letters by giving and receiving information related to the activities of oneself and those around them, according to the context in which they are used.

4.6 Text of Personal Letter

4.6.1 Capture the contextual meaning related to social functions, text structure, and language elements of special text in the form of personal letter related to the activities of oneself and those around them.

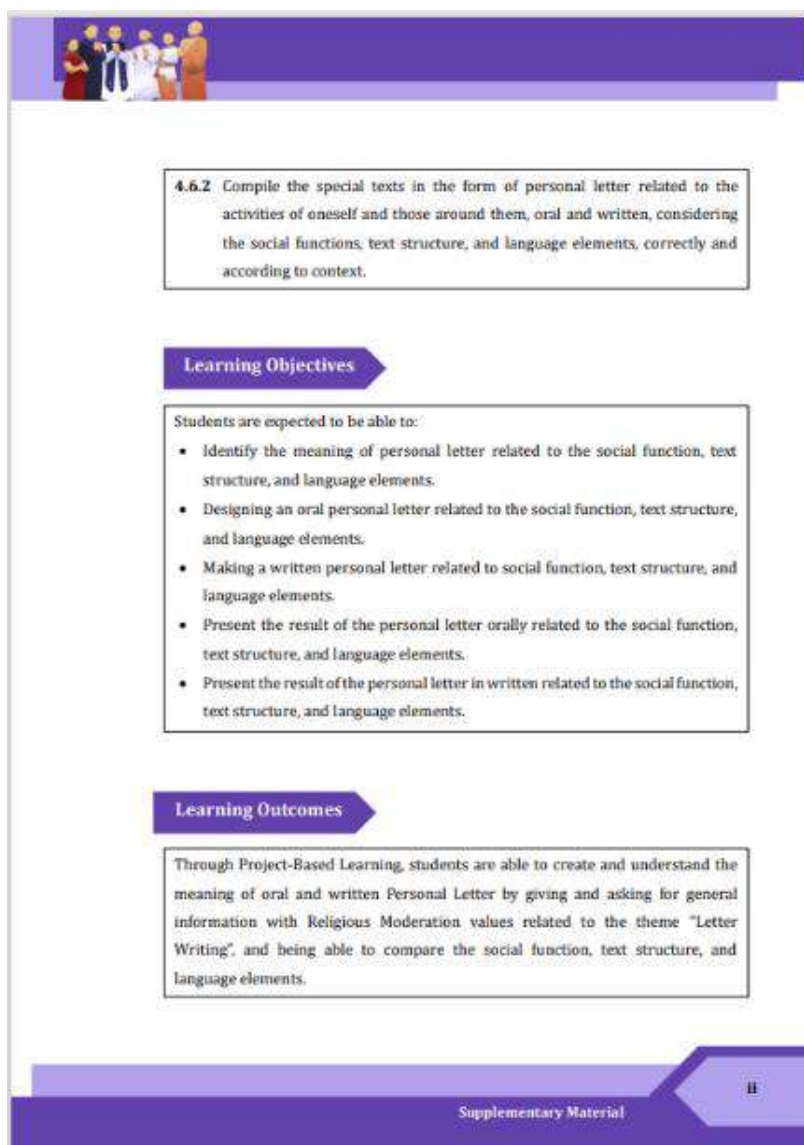
Supplementary Material

Figure 4. 7 Page of Standard and Basic Competences

This page contained standard competences and basic competences regarding what students must master and what students will do during the learning process. Standard competences according to Permendikbud Number 24 of 2016 states that the curriculum objectives include four competencies, namely spiritual attitude competence (standard competence 1), social attitude (standard competence 2), knowledge (standard competence 3), and skills (standard competence 4). These competences are achieved through intracurricular, co-curricular, and/or extracurricular learning processes.

Directed and detailed learning objectives are created because of clear and appropriate standards of competence. This aims to enable students to achieve good behavior through a planned learning process. The standard competences are not directly displayed in the learning process. However, each learning objective must always be aligned with the formulation of the standard competences. Furthermore, basic competences contain more specific guidelines regarding what will be done in each focus or context of the material during the learning process. These basic competences ensure that the students acquire the essential knowledge and skills necessary for their academic and personal development.

3. Page of Learning Objectives and Learning Outcomes



4.6.2 Compile the special texts in the form of personal letter related to the activities of oneself and those around them, oral and written, considering the social functions, text structure, and language elements, correctly and according to context.

Learning Objectives

Students are expected to be able to:

- Identify the meaning of personal letter related to the social function, text structure, and language elements.
- Designing an oral personal letter related to the social function, text structure, and language elements.
- Making a written personal letter related to social function, text structure, and language elements.
- Present the result of the personal letter orally related to the social function, text structure, and language elements.
- Present the result of the personal letter in written related to the social function, text structure, and language elements.

Learning Outcomes

Through Project-Based Learning, students are able to create and understand the meaning of oral and written Personal Letter by giving and asking for general information with Religious Moderation values related to the theme "Letter Writing", and being able to compare the social function, text structure, and language elements.

Supplementary Material

ii

Figure 4. 8 Page of Learning Objectives and Learning Outcomes

The image above contains pages of learning objectives and learning outcomes. Learning objectives and learning outcomes are included in the textbook with the aim that they provide a clear direction for students about what they will learn and achieve. Learning objectives help in curriculum and teaching planning, ensuring that the material taught is relevant to the learning

objectives. Learning outcomes facilitate the evaluation of student achievement by providing specific criteria, which help teachers assess the extent to which goals have been achieved and identify areas for improvement. It also increases transparency in learning, allowing students to manage their time and effort more efficiently, as well as ensuring that learning takes place effectively according to the set goals.

4. The Main Part of the Topic (the Activity)

The main part of the topic or activity in the text included determine the topic, pre-communication, determine the basic question, design the project plan, test result, and evaluating experience.

a. Determine the Topic

The image shows two pages from a textbook, labeled 'Page 1' and 'Page 2', both titled 'PERSONAL LETTER'. The pages are designed with a purple header and footer, and a white main content area.

Page 1:

- Essential Idea Topic:** Essential Idea of Personal Letter
- Personal letters are letters that are written to people we know such as friends, family, siblings, and friends.**
- Letter is not only written to inform, but to strengthen the bond between two people or things in a situation.**
- Structure Text of Personal Letter:**
 - Date:** Date when the letter is written (top left).
 - Address:** Place where you are writing from (top right).
 - Salutation & Name:** Greeting and the person's name you are writing to.
 - Introduction:** The opening of the letter usually starts with "Dear ...".
 - Body:** The main part of the letter includes what you want to write or the main points.
 - Closure:** The part where the letter is going to end.
 - Complimentary close:** Short expression like "best wishes" or "sincerely yours".
 - Signature:** Signature or initials of the writer.
 - Postscript (PS):** After thought or change you forget to tell and add it with your letter.

Page 2:

- Language Elements of Personal Letter:**
 - Indirect Address:**
 - Use of indirect address is more formal.
 - Use of indirect address is more respectful.
 - Use of indirect address is more polite.
 - Use of indirect address is more respectful.
 - Use of indirect address is more polite.
 - Use of indirect address is more respectful.
 - Use of indirect address is more polite.
 - Direct Address:**
 - Use of direct address is more informal.
 - Use of direct address is more respectful.
 - Use of direct address is more polite.
 - Use of direct address is more respectful.
 - Use of direct address is more polite.
 - Use of direct address is more respectful.
 - Use of direct address is more polite.
- Summary Note:**
 - Language can be used to express the writer's feelings and opinions.
 - Be honest.
 - Use the person's name and use writing to.
 - Be respectful.
 - Write in a clear, direct, and respectful way.
 - Let your personality show through in your writing.

At the bottom of Page 2, there is a QR code and the text: "Scan the QR code to access digital content."

Figure 4. 9 Pages 1 & 2 Determine the Topic

On this page, the title of the sub-chapter "Determine the Topic" is raised. Determining the topic in a learning activity refers to the process of selecting a subject or theme to be studied. This process of determining a topic not only helps to focus learning efforts, but it can also increase motivation and personal satisfaction because it allows learners to become more engaged in the material they are interested in. The two pages above show explanations about Personal Letters. The researcher prepared a systematic explanation starting from the social function of personal letters, then how the text structure in personal letters, and finally the language elements of personal letters. At the end of page 2, the researcher added a barcode that students can scan to find out more about what a personal letter is.



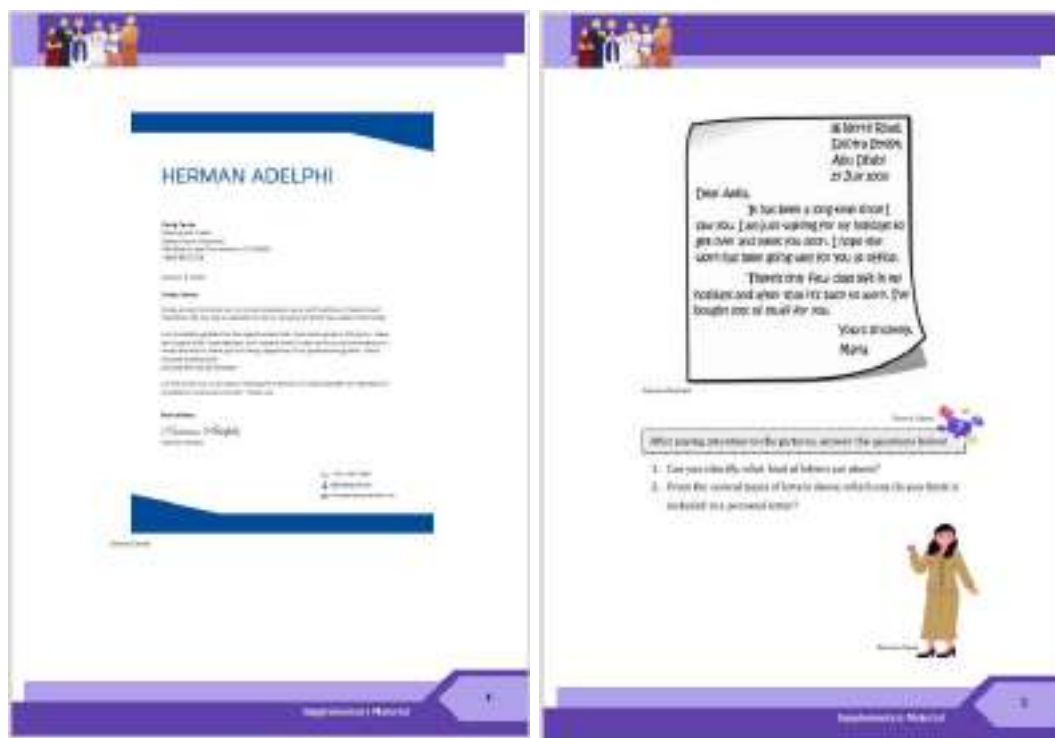
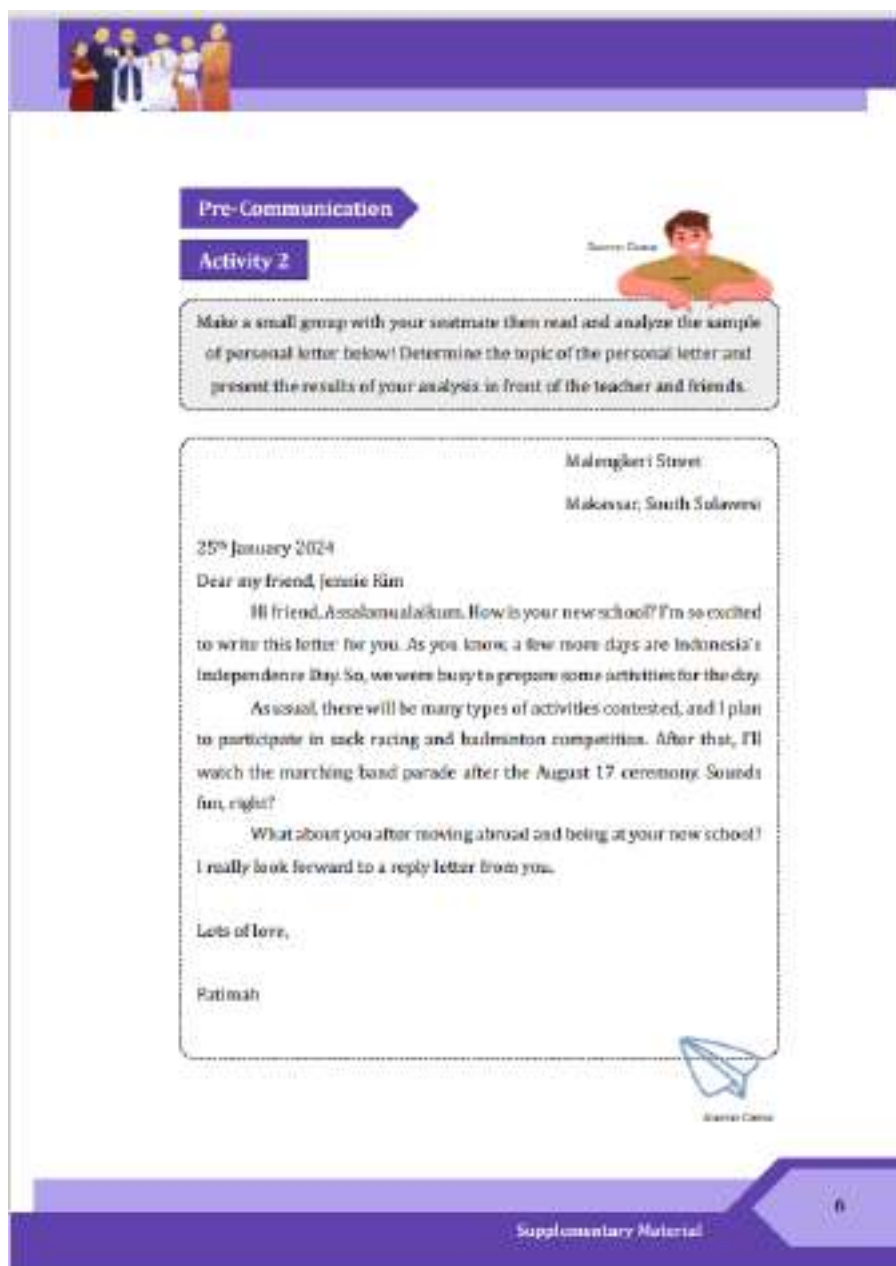


Figure 4. 10 Pages 3, 4 & 5 Determine the Topic

Furthermore, on page 3, there is a description of the first activity in the title of this subchapter Determine the Topic. Activity 1 displays several types of sample letters. Then on page 5, the researcher entered 2 questions that students would answer after observing the pictures of previous letter examples. This stage aims to find out whether students have understood and are able to distinguish which of these examples of letters are included in the type of personal letter.

b. Pre-Communication

The next, on the pre-communication sub-chapter page, there are 3 types of activities, namely Activity 2, 3, and 4. The following is a detailed explanation.



Pre-Communication

Activity 2

Make a small group with your seatmate then read and analyze the sample of personal letter below! Determine the topic of the personal letter and present the results of your analysis in front of the teacher and friends.

Malempori Street
Makassar, South Sulawesi

25th January 2024

Dear my friend, Jennie Kim

Hi friend, Assalamualaikum. How is your new school? I'm so excited to write this letter for you. As you know, a few more days are Indonesia's Independence Day. So, we were busy to prepare some activities for the day.

As usual, there will be many types of activities contested, and I plan to participate in sack racing and badminton competitions. After that, I'll watch the marching band parade after the August 17 ceremony. Sounds fun, right?

What about you after moving abroad and being at your new school? I really look forward to a reply letter from you.

Lots of love,

Rati mah

Supplementary Material

Figure 4. 11 Page 6 Pre-Communication

Activity 2 is the first activity in the Pre-Communication section. On this page, students are shown an example of a letter in which the value of religious moderation has been contained. Students are asked to work in pairs to read and then analyze the sample letter. The results of the student's analysis will then be presented in front of teacher and friends.



Figure 4.12 Pages 8 & 9 Pre-Communication

The next activity is Activity 3. On this page, students are given 2 examples of letters in which the values of religious moderation have been contained. The two sample letters have a random text structure, so students are instructed to work in pairs to compose the two sample letters into a personal letter with the correct text structure and appropriate context. Next, students will present the results of their analysis in front of the teacher and friends. This activity aims to make students expected to be able and understand the structure of the text in writing personal letters.

Activity 4

Make a small group with your teacher. Read and analyze the sample personal letter below. Identify the language elements in the personal letter and complete the result of your analysis in form of the table and words.

Name (First Last)
Nurhan, Turkey Student

Hi Ayşe!

How are you?

I am in a boarding school here in Turkey. I have a long time since I last wrote you. I just wanted to pass on the information that one of our old English teachers passed away and I had just come to know the teacher and you know I just realized that one of the things actually do the "teacher" at the board school, I met the son of the teacher who had been working actually for a long time. My teacher told me that he gave a letter including about the "teacher" and how. To my teacher, the son of the teacher told me what he wanted, the teacher of "teacher" was not considered necessary in our school.

Maybe my thinking was wrong, but I thought that the teacher of "teacher" was not needed by all Muslims at a school. The teacher passed away. This is because in my place, there are many people and the teacher apparently doesn't go to school with the teacher. I just realized that he can be found among people of the same religion. What's strange, the son tells there are still differences in religion conditions and practices.

What do you think about it? I really don't know or I really don't know you. How are you?

Love of Nurhan
Nurhan

Fill in the table below by analyzing the language elements in the personal letter above!

| Language elements | |
|--------------------|--|
| Regular and plural | 1. The _____ 2. _____ 3. _____ 4. _____ 5. _____ |
| Comparative | 1. The _____ 2. _____ 3. _____ 4. _____ 5. _____ |
| Preposition | 1. The _____ 2. _____ 3. _____ 4. _____ 5. _____ |

Figure 4. 13 Pages 9 &10 Pre-Communication

The next page is the page about Activity 4. Activities on this page, students are again given an example of a personal letter in which the value of religious moderation has been contained. Students work in pairs and are asked to observe and analyze the language elements from the sample personal letter available on page 9. Next, students will give their answers by filling in the format that has been provided on page 10. The results of the student analysis will then be presented in front of the teacher and friends.

c. Determine the Basic Question



Determining the Basic Question

Activity 5

Make a small group with your partner then answer the table below about the expression may commonly use in personal letter whether it is in accordance with its purpose and decided is it the true or false!

| Expression | Purpose | True | False |
|--|----------------------|------|-------|
| Do you know that... | To share information | | |
| I'm so happy to share this with you | To apologise | | |
| I'm so sorry to tell you | To share good news | | |
| I think you should... | To giving advice | | |
| I look forward for your reply | To ask for reply | | |
| That reminds me of... | closing | | |
| I just want to tell you... | To share information | | |
| I'm really sorry | To apologise | | |
| That's all, I have to go now | closing | | |
| Well, I think maybe you have to... | To gratitude | | |
| I'm sure that you'll be interested to know that... | To share good news | | |

Supplementary Material

11

Figure 4. 14 Page 11 Determine the Basic Question

The next page discusses the title of the subchapter on Determine the basic question. At this stage, there is only 1 activity, namely activity 5. In Activity 5, students will be instructed to work in pairs to answer questions in the table that has been provided. The table contains expressions that commonly use in personal letters that are randomly paired with the purpose. Students will answer the expression and its purpose whether it is true or false.

d. Design the Project Plan

The image shows a page from a supplementary material titled "Design the Project Plan". At the top left, there is a small illustration of a group of people. Below this, the title "Design the Project Plan" is written in a purple box. Underneath, "Activity 6" is introduced in a purple box. A speech bubble contains the text: "Each students create an oral personal letter that contains Religious Moderation values by paying attention to the social function, text structure, and language elements then present it in front of the teacher and friends." To the right of this text is an illustration of a woman in a hijab and brown dress, holding a pointer. Below this, "Activity 7" is introduced in a purple box. A speech bubble contains the text: "Each students create a written personal letter that will be gives to their seatmate with creatively and interestingly that contains Religious Moderation values, by paying attention to the social function, text structure, and language elements." To the left of this text is an illustration of a man in a brown uniform, holding a pointer. At the bottom of the page, there is a purple footer with the text "Supplementary Material" and the page number "11".

Figure 4. 15 Page 12 Design the Project Plan

Next is a page that contains about Design the Project Plan. This page contains 2 activities, namely activities 6 and 7. In activity 6, students will be instructed create an oral personal letter individually that contains Religious Moderation values by paying attention to the social function, text structure, and language elements then present it in front of the teacher and friends. Then in activity 7, students will be instructed to create a written personal letter that

will be given to their seatmate with creatively and interestingly that contains Religious Moderation values, by paying attention to the social function, text structure, and language elements.

e. Test Result

Test Result

Activity 8:

Work individually and analyze the social function, text structure, and language elements of personal letter that have been created by your partner before. Then present the letter from each partner and the analysis result in front of the teacher and friends.

| Analyze | Result |
|-------------------|--------|
| Social Function | |
| Text Structure | |
| Language Elements | |

Supplementary Material 11

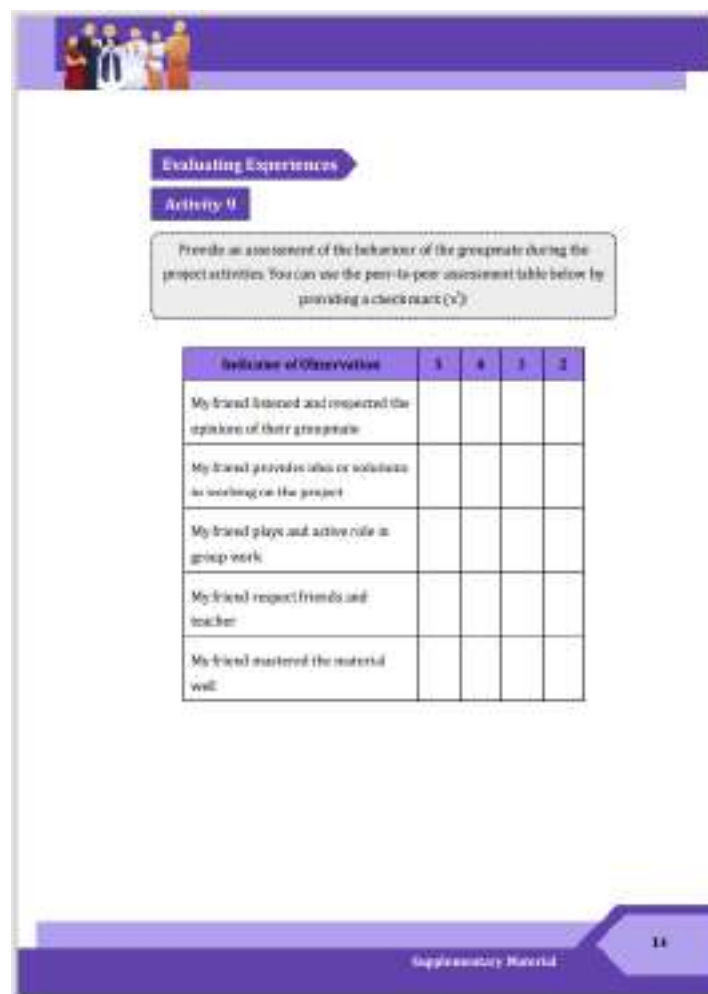
Figure 4. 16 Page 13 Test Result

Next is the Test Result page. On the Test result page, there is activity 8. In this activity, students will work individually to analyze the social function, text structure, and language elements of the personal letter that has been made by

their respective partners. The results of the student analysis are then written as in the available table format. Furthermore, the results of the analysis that have been made by the students will be presented in front of teacher and friends.

f. Evaluating Experience

Furthermore, on the evaluating experience page, there are 2 types of activities, namely activity 9 and activity 10. The following is a detailed explanation.



Evaluating Experiences

Activity 9

Provide an assessment of the behaviour of the groupmate during the project activities. You can use the peer-to-peer assessment table below by providing a check mark (✓)

| Indicators of Observation | 1 | 2 | 3 | 4 |
|--|---|---|---|---|
| My friend listened and respected the opinions of their groupmate | | | | |
| My friend provided ideas or solutions in working on the project | | | | |
| My friend plays an active role in group work | | | | |
| My friend respect friends and teacher | | | | |
| My friend mastered the material well | | | | |

Supplementary Material 14

Figure 4. 17 Page 14 Evaluating Experience

On this page there is activity 9. Students will be instructed to conduct an assessment of the behavior of the groupmate during the project activities. Students will fill out the peer-to-peer assessment table format as available by providing a check mark in the score column.

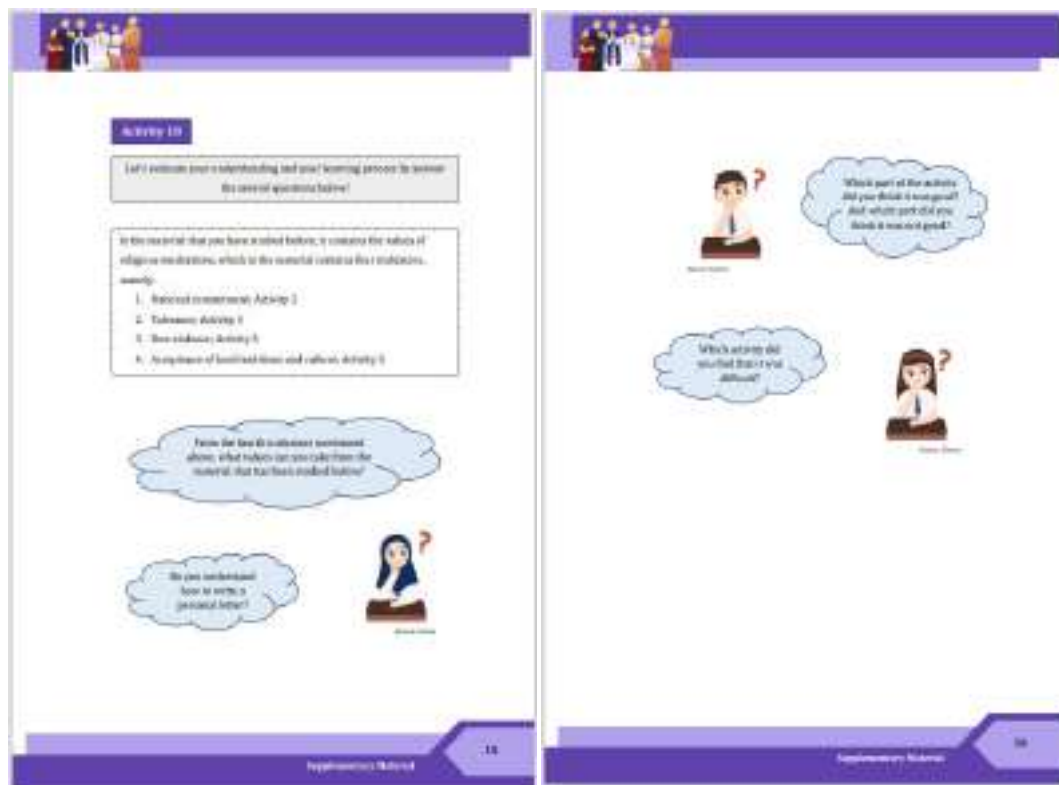


Figure 4. 18 Pages 15 & 16 Evaluating Experience

The next page is the activity page 10. The activity on this page is for students to evaluate their understanding of the learning material during the learning process. This section is an important part for teachers to pay attention in order to find out the extent of students' understanding in the learning process.

5. Page of Vocabulary List



Word List

| Words | Presentation | Meaning |
|--------------|--------------|----------------|
| Signation | tanda | Tanda / Tuguh |
| Contractions | kontraksi | Kontraksi |
| Analyze | analisa | Menganalisa |
| Determine | ditentukan | Tentukan |
| Faceted | akurasi | Sangat presisi |
| Arrange | atur | Atur |
| Basic | dasar | Dasar |
| Participate | partisipasi | Berpartisipasi |
| Participate | partisipasi | Maju |
| Current | kegiatan | Ruang |
| Extend | akumulasi | Peristiwa |
| Respect | respek | Menghormati |
| Enrich | enrich | Mempertajam |
| Equip | ekwip | Peralatan |
| Habitual | habituasi | Peristiwa |
| Grateful | gratifikasi | Berpujian |
| Diversity | diversitas | Keanekaragaman |
| Relief | relief | Sistem yang |
| Accommodate | akomodasi | Selamatan |
| Reckless | rekanan | Keberanian |
| Purpose | tujuan | Tujuan |
| Crease | kerut | Dasar |
| Centrate | kontribusi | Berisi |
| Share | bagi | Berbagi |
| Preside | presensi | Mengadakan |
| Invention | inovasi | Uraian |
| Salutation | salutasi | Salam |
| Coordinate | koordinasi | Berkoordinasi |
| Difficult | sulit | Sulit |
| Identify | identifikasi | Identifikasi |

Preparation: Source: 2010: 100
 Preparation: Source: 2010: 100

17

Supplementary Material

Figure 4. 19 Page 17 Word List

The next page is the page that contains the vocabulary list contained in the textbook. The researcher included the vocabulary list in the textbook because it was one of the results of the analysis of student needs. Students want a vocabulary list to be included in the developed textbook. Including an English vocabulary list along with its translations and how to read it in a textbook is expected to be useful for students in developing their English skills.

6. Page of Summary

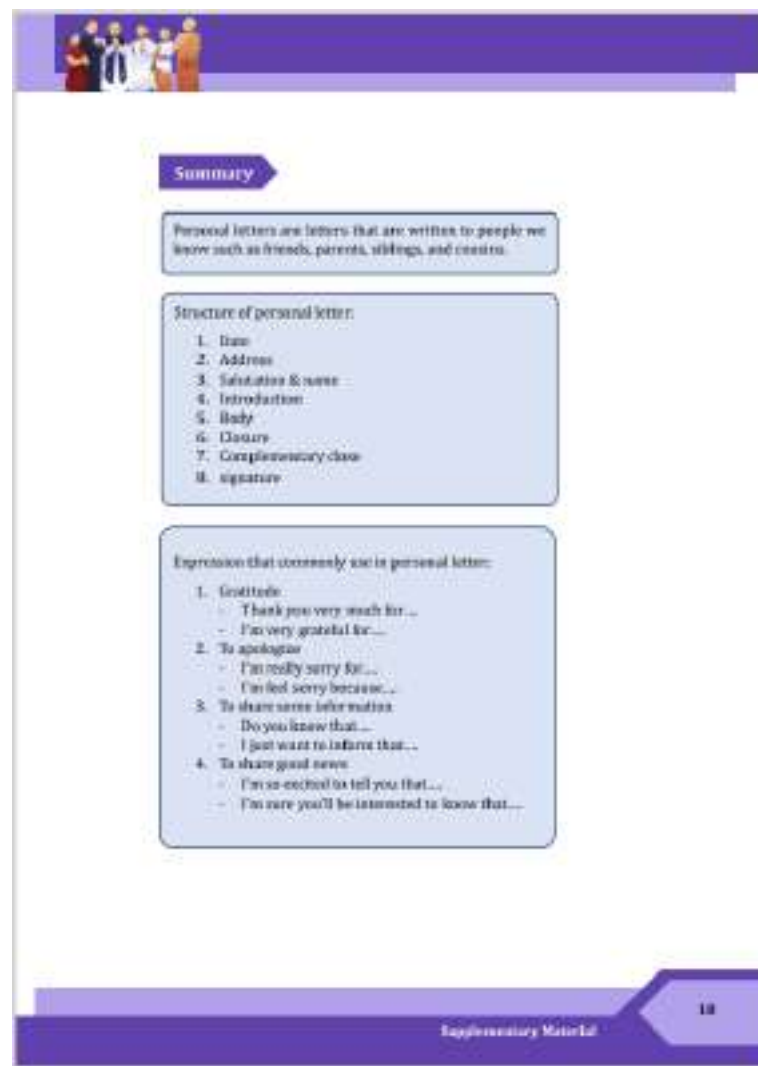


Figure 4. 20 Page 18 Summary

This page contains a summary of the material that has been studied before. The researcher included this summary page because the results of the analysis of student needs stated that students wanted summarize to be included in the textbook that had been developed. In addition, this page is also expected to help students to summarize important information about the material that has been studied previously. On this summary page, the researcher entered what the social function of the personal letter has been

studied, the text structure of the personal letter, and finally the expressions that are commonly used in personal letter.




According to Cahyadi (2019), at the development stage in this research, activities involve the creation and modification of teaching materials. Meanwhile Kurnia et al., (2019) stated that the development stage is the preparation and writing of material in the textbook that is adjusted to the needs of students in carrying out learning activities. The conclusion of the statement is that the development stage in the study includes two main aspects. The first aspect is the activity of making and modifying teaching materials, as stated by Cahyadi, the second aspect is the preparation and writing of materials in textbooks that are tailored to the needs of students, as stated by Kurnia et al. Thus, the development stage involves both the creation of innovative teaching materials and the adjustment of materials to ensure relevance and effectiveness in learning activities. At the design stage, the conceptual framework as the basis for developing teaching materials has been carefully prepared. At the development stage, the researcher was finally able to develop supplementary material in the form of a textbook which contained the values of religious moderation.

English Textbook Before and After Revision

After carried out the development stages, the researcher gave the textbook that the researcher had developed to 2 validators to be examined and given input that would be very beneficial for researcher to improve and develop the textbook to be better than before. After the input and suggestions by the





validators, researcher then makes revisions to make improvements to the textbook that has been developed previously.

Table 4. 6
Textbook before and after revision

| Before Revision | After Revision |
|---|--|
|  <p>4.6.2 Explain the special form of the form of personal letter related to the structure of overall and class around them, and and syntax considering the social functions, and situation, and language elements, socially and according to context.</p> <p>Learning Objectives</p> <p>Students are expected to be able to:</p> <ul style="list-style-type: none"> 1. Identify the meaning of personal letter related to the social functions, text structure, and language elements. 2. Analyzing social functions to be related to the social functions text structure, and language elements. 3. Writing a written personal letter related to social functions text structure, and language elements. 4. Present the result of the personal letter related to the social functions, text structure, and language elements. 5. Present the result of the personal letter related to the social functions, text structure, and language elements. <p>Learning Resources</p> <p>Through Project-Based Learning, students are able to create and understand the structure of text and writing processes. When the group and analyze the overall structure with language, structure, and syntax related to the overall "Letter Writing" and being able to interpret the social functions, text structure, and language elements.</p> |  <p>4.6.2 Explain the special form of the form of personal letter related to the structure of overall and class around them, and and syntax considering the social functions, and situation, and language elements, socially and according to context.</p> <p>Learning Objectives</p> <p>Students are able to:</p> <ol style="list-style-type: none"> 1. Understand the social functions of Personal Letter 2. Understand the text structure of Personal Letter 3. Understand the language elements of Personal Letter 4. Identify the meaning of personal letter related to the social functions, text structure, and language elements. 5. Analyzing social personal letter related to the social functions, text structure, and language elements. 6. Writing a written personal letter related to social functions, text structure, and language elements. 7. Present the result of the personal letter related to the social functions, text structure, and language elements. 8. Present the result of the personal letter related to the social functions, text structure, and language elements. |
| |  <p>Language Focus & Skills</p> <ul style="list-style-type: none"> - Understand grammar and layout - Register and style (e.g. formal, semi-formal, etc.) - Connotation (e.g. connotation) - Pragmatics (e.g. politeness) - Speech, oral communication, interaction, presentation, social functions, knowledge - Structure - Language - Writing - Grammar |

| |
|--|
| <p>Learning Outcomes</p> <p>Students are able to:</p> <ul style="list-style-type: none"> • Understand the social function of Personal Letter • Understand the text structure of Personal Letter • Understand the language elements of Personal Letter • Identify the meaning of personal letter related to the social function, text structure, and language elements. • Designing an oral personal letter related to the social function, text structure, and language elements. • Making a written personal letter related to social function, text structure, and language elements. • Present the result of the personal letter orally related to the social function, text structure, and language elements. • Present the result of the personal letter in written related to the social function, text structure, and language elements. |
| <p>Language Focus & Skills</p> <ul style="list-style-type: none"> • Time signal (present and future). • Singular and plural (I, you, him/her, them, etc.). • Conjunction (and, or, <u>but</u>, etc.). • Preposition (in, at, on, etc.). • Speech, word stress, spelling, intonation, punctuation, word formation, handwriting. • Reading • Listening • Writing • Speaking |

Before the revision, on this page there are learning objectives and learning outcomes on the same page. Then after the revision, the researcher removed the learning objectives and added language focus & skills as suggested by the validator. The validator suggested that language focus & skills need to be added to the module. Validators also said that learning outcomes are very important to be added to the module, because learning outcomes are broader to describe what is expected of student learning outcomes.

| Before Revision | After Revision |
|---|--|
|  <p>PERSONAL LETTER</p> <p>Determine the Topic</p> <p>Social Function of Personal Letter</p> <p>Personal letters are letters that are written to people we know such as friends, parents, siblings, and cousins.</p> <p>Letters are not only written to express emotions, but to strengthen the bond between two people or to give a task or advice.</p> <p>Structure Text of Personal Letter</p> <ul style="list-style-type: none"> Date Date when the letter is written [top left]. Address Place where you are writing from [top right]. Salutation & Name Greeting and the person's name you are writing to. Introduction The opening of the letter usually starts with "Dear one" or "Hi" or "Hello". Main The main part of the letter includes what you want to write to the other person. Close The part I wish you say before signing to end. Complementary close This is expressing the "feel of love", "love and peace", etc. Signature Signature or initials of the writer. Postscript (PS) After thought in a letter, you begin with "PS" and end it with your initials. |  <p>PERSONAL LETTER</p> <p>Determine the Topic</p> <p>Social Function of Personal Letter</p> <p>Personal letters are letters that are written to people we know such as friends, parents, siblings, and cousins.</p> <p>Letters are not only written to express emotions, but to strengthen the bond between two people or to give a task or advice.</p> <p>Structure Text of Personal Letter</p> <ul style="list-style-type: none"> Date Date when the letter is written [top left]. Address Place where you are writing from [top right]. Salutation & Name Greeting and the person's name you are writing to. Introduction The opening of the letter usually starts with "Dear one" or "Hi" or "Hello". Main The main part of the letter includes what you want to write to the other person. Close The part I wish you say before signing to end. Complementary close This is expressing the "feel of love", "love and peace", etc. Signature Signature or initials of the writer. Postscript (PS) After thought in a letter, you begin with "PS" and end it with your initials. |
| <p>Determine the Topic</p> <p>➤ Social Function of Personal Letter</p> <p>Personal letters are letters that are written to people we know such as friends, parents, siblings, and cousins.</p>  | |
| <p>➤ Structure Text of Personal Letter</p> <ul style="list-style-type: none"> Date Date when the letter is written [top left]. Address Place where you are writing from [top right]. Salutation & Name Greeting and the person's name you are writing to.  | |

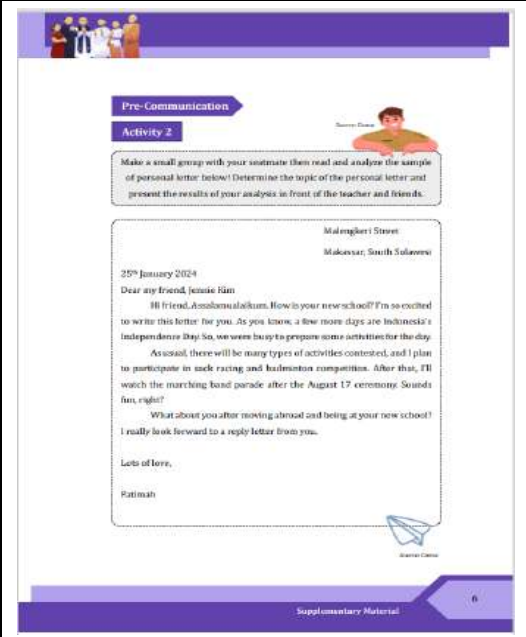

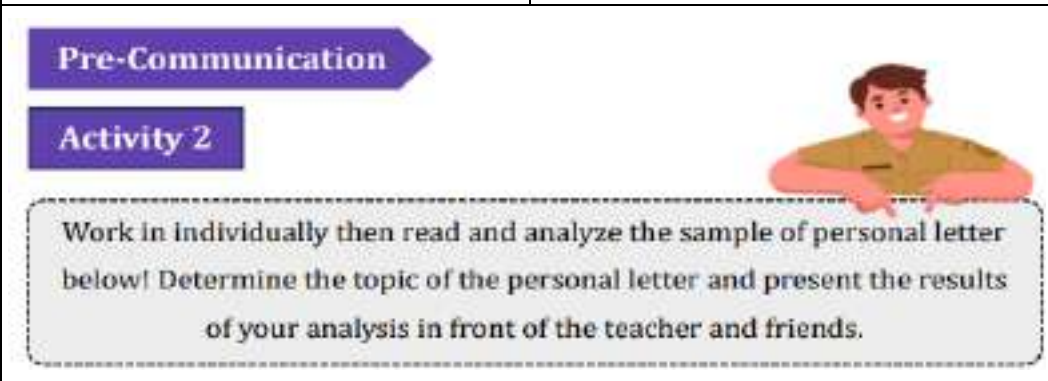
Before revision, on page 1 and on the next page, the source image is always included in every animated image contained in the textbook. After the revision, the researcher removed the source information in each animated image in the textbook according to the advice of the validator. The validator suggested that

the image source description does not need to be in every animated image in the textbook, but only on the References page on the last page of the textbook.

| Before Revision | After Revision |
|--|---|
|  |  |
|  | |

Then on page 2 before being revised, there is a barcode that can be scanned by students. After the revision, the researcher added a video link from the barcode according to the suggestions of the validator and supervisor. The link


aims so that students who have difficulty scanning barcodes, students have another alternative to access the video, namely by using the link.

| Before Revision | After Revision |
|--|---|
|  |  |
|  | |


On the page above, before the revision, the instructions included were that students worked in small groups, namely in pairs. After the revision, the instruction was changed to students to work individually. This change is in accordance with the validator's suggestion which stated that because there are the same percentage of analysis needs results in the results of students who

chore pairs and individuals, both results must be included in the exercise material.

| Before Revision | After Revision | | | | | | | | | | | | | | | | | | | | | | | | | | | | | | | | | | | | | | | | | | | | | | | | | | | | | | | | | | | | | | | | | | | | | | | | |
|---|--|--|--|--|---|---|--|--------------|--------------|--------------|-----------|--|--|--|--|--------|--|--|--|--|----------|--|--|---|---|--|--|--|--|--|---|--|--|--|--|--|---|------------------------|---|---|---|---|---|--|--|--|--|--|--|--|--|--|--|--|--|--|--|--|--|--|--|--------------------------------------|--|--|--|--|--|---|--|--|--|--|--|
| <p>Evaluating Experience Activity 8</p> <p>Provide an assessment of the behaviour of the group(s) during the project activities. You can use the grid on your assessment rubric to help providing a short mark (x/5)</p> <table border="1"> <thead> <tr> <th>Behaviour of/Behaviour</th> <th>1</th> <th>2</th> <th>3</th> <th>4</th> <th>5</th> </tr> </thead> <tbody> <tr> <td>My friend listened and respected the opinion of their groupmates</td> <td></td> <td></td> <td></td> <td></td> <td></td> </tr> <tr> <td>My friend presented ideas and solutions in time before the project</td> <td></td> <td></td> <td></td> <td></td> <td></td> </tr> <tr> <td>My friend played and worked well in group work</td> <td></td> <td></td> <td></td> <td></td> <td></td> </tr> <tr> <td>My friend supported their own leader</td> <td></td> <td></td> <td></td> <td></td> <td></td> </tr> <tr> <td>My friend listened to the material well</td> <td></td> <td></td> <td></td> <td></td> <td></td> </tr> </tbody> </table> <p style="text-align: right;">12</p> | Behaviour of/Behaviour | 1 | 2 | 3 | 4 | 5 | My friend listened and respected the opinion of their groupmates | | | | | | My friend presented ideas and solutions in time before the project | | | | | | My friend played and worked well in group work | | | | | | My friend supported their own leader | | | | | | My friend listened to the material well | | | | | | <p>Evaluating Experience Activity 9</p> <p>Provide an assessment of the behaviour of the group(s) during the project activities. You can use the grid on your assessment rubric to help providing a short mark (x/5)</p> <table border="1"> <thead> <tr> <th>Behaviour of/Behaviour</th> <th>1</th> <th>2</th> <th>3</th> <th>4</th> <th>5</th> </tr> </thead> <tbody> <tr> <td>My friend listened and respected the opinion of their groupmates</td> <td></td> <td></td> <td></td> <td></td> <td></td> </tr> <tr> <td>My friend presented their solution in writing in the group</td> <td></td> <td></td> <td></td> <td></td> <td></td> </tr> <tr> <td>My friend played and worked well in group work</td> <td></td> <td></td> <td></td> <td></td> <td></td> </tr> <tr> <td>My friend supported their own leader</td> <td></td> <td></td> <td></td> <td></td> <td></td> </tr> <tr> <td>My friend listened to the material well</td> <td></td> <td></td> <td></td> <td></td> <td></td> </tr> </tbody> </table> <p style="text-align: right;">14</p> | Behaviour of/Behaviour | 1 | 2 | 3 | 4 | 5 | My friend listened and respected the opinion of their groupmates | | | | | | My friend presented their solution in writing in the group | | | | | | My friend played and worked well in group work | | | | | | My friend supported their own leader | | | | | | My friend listened to the material well | | | | | |
| Behaviour of/Behaviour | 1 | 2 | 3 | 4 | 5 | | | | | | | | | | | | | | | | | | | | | | | | | | | | | | | | | | | | | | | | | | | | | | | | | | | | | | | | | | | | | | | | | | | | |
| My friend listened and respected the opinion of their groupmates | | | | | | | | | | | | | | | | | | | | | | | | | | | | | | | | | | | | | | | | | | | | | | | | | | | | | | | | | | | | | | | | | | | | | | | | | |
| My friend presented ideas and solutions in time before the project | | | | | | | | | | | | | | | | | | | | | | | | | | | | | | | | | | | | | | | | | | | | | | | | | | | | | | | | | | | | | | | | | | | | | | | | | |
| My friend played and worked well in group work | | | | | | | | | | | | | | | | | | | | | | | | | | | | | | | | | | | | | | | | | | | | | | | | | | | | | | | | | | | | | | | | | | | | | | | | | |
| My friend supported their own leader | | | | | | | | | | | | | | | | | | | | | | | | | | | | | | | | | | | | | | | | | | | | | | | | | | | | | | | | | | | | | | | | | | | | | | | | | |
| My friend listened to the material well | | | | | | | | | | | | | | | | | | | | | | | | | | | | | | | | | | | | | | | | | | | | | | | | | | | | | | | | | | | | | | | | | | | | | | | | | |
| Behaviour of/Behaviour | 1 | 2 | 3 | 4 | 5 | | | | | | | | | | | | | | | | | | | | | | | | | | | | | | | | | | | | | | | | | | | | | | | | | | | | | | | | | | | | | | | | | | | | |
| My friend listened and respected the opinion of their groupmates | | | | | | | | | | | | | | | | | | | | | | | | | | | | | | | | | | | | | | | | | | | | | | | | | | | | | | | | | | | | | | | | | | | | | | | | | |
| My friend presented their solution in writing in the group | | | | | | | | | | | | | | | | | | | | | | | | | | | | | | | | | | | | | | | | | | | | | | | | | | | | | | | | | | | | | | | | | | | | | | | | | |
| My friend played and worked well in group work | | | | | | | | | | | | | | | | | | | | | | | | | | | | | | | | | | | | | | | | | | | | | | | | | | | | | | | | | | | | | | | | | | | | | | | | | |
| My friend supported their own leader | | | | | | | | | | | | | | | | | | | | | | | | | | | | | | | | | | | | | | | | | | | | | | | | | | | | | | | | | | | | | | | | | | | | | | | | | |
| My friend listened to the material well | | | | | | | | | | | | | | | | | | | | | | | | | | | | | | | | | | | | | | | | | | | | | | | | | | | | | | | | | | | | | | | | | | | | | | | | | |
| <p>Activity 10</p> <p>Let's evaluate your understanding and your learning process by answer the given questions below!</p> <p>In the material that you have studied before, it contains the values of religious education, which is the essential values in a religious society.</p> <ol style="list-style-type: none"> 1. National commitment (Activity 3) 2. Religious activities (1) 3. Social activities (Activity 4) 4. Acceptance of limited time and religious activity (1) <p>From the four religious educational values, which value can you take from the material that has been studied before?</p> <p>Do you understand how to write a personal letter?</p>  <p style="text-align: right;">15</p> | <p>Assessment Rubric</p> <table border="1"> <thead> <tr> <th rowspan="2">Criteria</th> <th colspan="4">Criteria & Points</th> </tr> <tr> <th>1 (10 points)</th> <th>2 (8 points)</th> <th>3 (6 points)</th> <th>4 (4 points)</th> </tr> </thead> <tbody> <tr> <td>Knowledge</td> <td>Students can understand the meaning of the material in the observation stage</td> <td>Students can understand the meaning of the material in the observation stage</td> <td>Students can understand the meaning of the material in the observation stage</td> <td>Students can understand the meaning of the material in the observation stage</td> </tr> <tr> <td>Skills</td> <td>Students can understand the meaning of the material in the observation stage</td> <td>Students can understand the meaning of the material in the observation stage</td> <td>Students can understand the meaning of the material in the observation stage</td> <td>Students can understand the meaning of the material in the observation stage</td> </tr> <tr> <td>Attitude</td> <td>The project results are presented with the right religious value</td> <td>The project results are presented with the right religious value</td> <td>The results of the project are presented with the right religious value</td> <td>The results of the project are presented with the right religious value</td> </tr> </tbody> </table> <p style="text-align: right;">16</p> | Criteria | Criteria & Points | | | | 1 (10 points) | 2 (8 points) | 3 (6 points) | 4 (4 points) | Knowledge | Students can understand the meaning of the material in the observation stage | Students can understand the meaning of the material in the observation stage | Students can understand the meaning of the material in the observation stage | Students can understand the meaning of the material in the observation stage | Skills | Students can understand the meaning of the material in the observation stage | Students can understand the meaning of the material in the observation stage | Students can understand the meaning of the material in the observation stage | Students can understand the meaning of the material in the observation stage | Attitude | The project results are presented with the right religious value | The project results are presented with the right religious value | The results of the project are presented with the right religious value | The results of the project are presented with the right religious value | | | | | | | | | | | | | | | | | | | | | | | | | | | | | | | | | | | | | | | | | | | | | | | | |
| Criteria | Criteria & Points | | | | | | | | | | | | | | | | | | | | | | | | | | | | | | | | | | | | | | | | | | | | | | | | | | | | | | | | | | | | | | | | | | | | | | | | |
| | 1 (10 points) | 2 (8 points) | 3 (6 points) | 4 (4 points) | | | | | | | | | | | | | | | | | | | | | | | | | | | | | | | | | | | | | | | | | | | | | | | | | | | | | | | | | | | | | | | | | | | | | |
| Knowledge | Students can understand the meaning of the material in the observation stage | Students can understand the meaning of the material in the observation stage | Students can understand the meaning of the material in the observation stage | Students can understand the meaning of the material in the observation stage | | | | | | | | | | | | | | | | | | | | | | | | | | | | | | | | | | | | | | | | | | | | | | | | | | | | | | | | | | | | | | | | | | | | | |
| Skills | Students can understand the meaning of the material in the observation stage | Students can understand the meaning of the material in the observation stage | Students can understand the meaning of the material in the observation stage | Students can understand the meaning of the material in the observation stage | | | | | | | | | | | | | | | | | | | | | | | | | | | | | | | | | | | | | | | | | | | | | | | | | | | | | | | | | | | | | | | | | | | | | |
| Attitude | The project results are presented with the right religious value | The project results are presented with the right religious value | The results of the project are presented with the right religious value | The results of the project are presented with the right religious value | | | | | | | | | | | | | | | | | | | | | | | | | | | | | | | | | | | | | | | | | | | | | | | | | | | | | | | | | | | | | | | | | | | | | |

| |  | | | | | | | | | | | | | | | | | | |
|---|--|-------------|-------------|----|-----------|--|----|----------|--|----|--|--|--------------------|--|--|----------------------|--|-----------|--|
| <table border="1"> <thead> <tr> <th data-bbox="339 965 906 1037">Indicator of Observation</th> <th data-bbox="906 965 1007 1037">4</th> <th data-bbox="1007 965 1107 1037">3</th> <th data-bbox="1107 965 1208 1037">2</th> <th data-bbox="1208 965 1308 1037">1</th> </tr> </thead> <tbody> <tr> <td data-bbox="339 1037 906 1182">My friend listened and respected the opinions of their groupmate</td> <td data-bbox="906 1037 1007 1182"></td> <td data-bbox="1007 1037 1107 1182"></td> <td data-bbox="1107 1037 1208 1182"></td> <td data-bbox="1208 1037 1308 1182"></td> </tr> <tr> <td data-bbox="339 1182 906 1328">My friend provides idea or solutions in working on the project</td> <td data-bbox="906 1182 1007 1328"></td> <td data-bbox="1007 1182 1107 1328"></td> <td data-bbox="1107 1182 1208 1328"></td> <td data-bbox="1208 1182 1308 1328"></td> </tr> </tbody> </table> | Indicator of Observation | 4 | 3 | 2 | 1 | My friend listened and respected the opinions of their groupmate | | | | | My friend provides idea or solutions in working on the project | | | | | | | | |
| Indicator of Observation | 4 | 3 | 2 | 1 | | | | | | | | | | | | | | | |
| My friend listened and respected the opinions of their groupmate | | | | | | | | | | | | | | | | | | | |
| My friend provides idea or solutions in working on the project | | | | | | | | | | | | | | | | | | | |
| <p data-bbox="347 1377 1265 1451">Furthermore, based on the assessment rubric above, the scoring is carried out with the following formula:</p> <table border="1" data-bbox="347 1462 1332 1727"> <thead> <tr> <th data-bbox="352 1462 451 1507">Num.</th> <th data-bbox="451 1462 1010 1507">Aspects</th> <th data-bbox="1010 1462 1327 1507">Score (1-4)</th> </tr> </thead> <tbody> <tr> <td data-bbox="352 1507 451 1552">1.</td> <td data-bbox="451 1507 1010 1552">Knowledge</td> <td data-bbox="1010 1507 1327 1552"></td> </tr> <tr> <td data-bbox="352 1552 451 1597">2.</td> <td data-bbox="451 1552 1010 1597">Attitude</td> <td data-bbox="1010 1552 1327 1597"></td> </tr> <tr> <td data-bbox="352 1597 451 1641">3.</td> <td data-bbox="451 1597 1010 1641">Skill</td> <td data-bbox="1010 1597 1327 1641"></td> </tr> <tr> <td colspan="2" data-bbox="352 1641 1010 1686">Total score</td> <td data-bbox="1010 1641 1327 1686"></td> </tr> <tr> <td colspan="2" data-bbox="352 1686 1010 1727">Maximum score</td> <td data-bbox="1010 1686 1327 1727">12</td> </tr> </tbody> </table> <p data-bbox="347 1776 512 1805">Information:</p> $\text{Final grade} = \frac{\text{Total Score}}{\text{Maximum Score}} \times 100$ | Num. | Aspects | Score (1-4) | 1. | Knowledge | | 2. | Attitude | | 3. | Skill | | Total score | | | Maximum score | | 12 | |
| Num. | Aspects | Score (1-4) | | | | | | | | | | | | | | | | | |
| 1. | Knowledge | | | | | | | | | | | | | | | | | | |
| 2. | Attitude | | | | | | | | | | | | | | | | | | |
| 3. | Skill | | | | | | | | | | | | | | | | | | |
| Total score | | | | | | | | | | | | | | | | | | | |
| Maximum score | | 12 | | | | | | | | | | | | | | | | | |

Before the revision, the score contained in the peer-to-peer assessment table was recorded from 5 to 2. After revisions, researcher changed the vulnerable score on the table, which was from 4 to 1. This is adjusted to the vulnerable score in the rubric assessment on the next page. Before being revised, the page after activity 9 immediately continues to activity 10. After the revision, the page after activity 9 is added an assessment rubric. This is in accordance with the advice of the validator who suggested the need for a clear assessment rubric regarding scoring in this section.

| Before Revision | After Revision | | | | | | | | | | | | | | | | | | | | | | | | | | | | | | | | | | | | | | | | | | | | | | | | | | | | | | | | | | | | | | | | | | | | | | | | | | | | | | | | | | | | | | | | | | | | | | | | | | | | | | | | | | | | | | | | | | | | | | | | | | | | | | | | | | | | | | | | | | | | | | | | | | | | | | | | | | | | | | | | | | | | | | | | | | | | | | | | | | | | | | | | | | |
|--|----------------|----------------|---------|----------|----------|---------------|------------|--------------|---------|-------|-------|-------------|-----------|----------|----------|--------|---------|--------------|--------|---------|------|-------|--------|-------|-------------|-------------|----------------|------------|------------|------|--------|--------|------|---------|---------|------------|--------|---------|------------|-------|-------|------------|-------|-------|----------|--------|---------|------------|--------|--------|----------|-----------|-----------|----------------|-------|-------|------------|-----------|-----------|-------------|--------|--------|-----------|--------|--------|-------|-------|-------|-------|---------|---------|-------|-------|-------|--------|----------|----------|------------|-----------|-----------|-------|-----------|-----------|-------|----------|----------|----------------|---------|---------|-------|---------|---------|--------------|---|-------|---------------|---------|----------|----------|---------------|------------|--------------|---------|-------|-------|-------------|-----------|----------|----------|--------|---------|--------------|--------|---------|------|-------|--------|-------|-------------|-------------|----------------|------------|------------|------|--------|--------|------|---------|---------|------------|--------|---------|------------|-------|-------|------------|-------|-------|----------|--------|---------|------------|--------|--------|----------|-----------|-----------|----------------|-------|-------|------------|-----------|-----------|-------------|--------|--------|-----------|--------|--------|-------|-------|-------|-------|---------|---------|-------|-------|-------|--------|----------|----------|------------|-----------|-----------|-------|-----------|-----------|-------|----------|----------|----------------|---------|---------|-------|---------|---------|--------------|
|  <p>Word List</p> <table border="1"> <thead> <tr> <th>Words</th> <th>Pronunciation</th> <th>Meaning</th> </tr> </thead> <tbody> <tr><td>Signaler</td><td>sa'nalər</td><td>Sinjal Lajang</td></tr> <tr><td>Contractus</td><td>kon'traktʃʊs</td><td>Kontrak</td></tr> <tr><td>Andur</td><td>andʊr</td><td>Mengaparkan</td></tr> <tr><td>Debetensi</td><td>dɛ'bɛnsi</td><td>Terdakas</td></tr> <tr><td>Siakad</td><td>si'akad</td><td>Sangat gemuk</td></tr> <tr><td>Akrage</td><td>ak'raʒe</td><td>Ajar</td></tr> <tr><td>Isahe</td><td>is'ahe</td><td>Basit</td></tr> <tr><td>Partisipate</td><td>partisipate</td><td>Berpartisipasi</td></tr> <tr><td>Partisipal</td><td>partisipal</td><td>Maja</td></tr> <tr><td>Corant</td><td>korant</td><td>Baru</td></tr> <tr><td>Estimad</td><td>estimad</td><td>Perwakilan</td></tr> <tr><td>Raqset</td><td>ra'kset</td><td>Mengapakai</td></tr> <tr><td>Etick</td><td>et'ik</td><td>Mengapakai</td></tr> <tr><td>Popop</td><td>popop</td><td>Perakian</td></tr> <tr><td>Haidir</td><td>ha'idir</td><td>Pengumuman</td></tr> <tr><td>Grasul</td><td>grasul</td><td>Banyakar</td></tr> <tr><td>Diversity</td><td>diversiti</td><td>Keanekaragaman</td></tr> <tr><td>Refar</td><td>refar</td><td>Siapa yang</td></tr> <tr><td>Antarjant</td><td>antarjant</td><td>Selanjutnya</td></tr> <tr><td>Roakad</td><td>roakad</td><td>Mengadati</td></tr> <tr><td>Papage</td><td>papage</td><td>Tajam</td></tr> <tr><td>Conte</td><td>konte</td><td>Basit</td></tr> <tr><td>Contone</td><td>kontone</td><td>Basit</td></tr> <tr><td>Share</td><td>share</td><td>Berkas</td></tr> <tr><td>Presiden</td><td>presiden</td><td>Mengapakai</td></tr> <tr><td>Invasikan</td><td>invasikan</td><td>Udang</td></tr> <tr><td>Salakawan</td><td>salakawan</td><td>Sekam</td></tr> <tr><td>Georjula</td><td>georjula</td><td>Berpartisipasi</td></tr> <tr><td>Selipid</td><td>selipid</td><td>Sifat</td></tr> <tr><td>Identiy</td><td>identiy</td><td>Identifikasi</td></tr> </tbody> </table> <p>17</p> | Words | Pronunciation | Meaning | Signaler | sa'nalər | Sinjal Lajang | Contractus | kon'traktʃʊs | Kontrak | Andur | andʊr | Mengaparkan | Debetensi | dɛ'bɛnsi | Terdakas | Siakad | si'akad | Sangat gemuk | Akrage | ak'raʒe | Ajar | Isahe | is'ahe | Basit | Partisipate | partisipate | Berpartisipasi | Partisipal | partisipal | Maja | Corant | korant | Baru | Estimad | estimad | Perwakilan | Raqset | ra'kset | Mengapakai | Etick | et'ik | Mengapakai | Popop | popop | Perakian | Haidir | ha'idir | Pengumuman | Grasul | grasul | Banyakar | Diversity | diversiti | Keanekaragaman | Refar | refar | Siapa yang | Antarjant | antarjant | Selanjutnya | Roakad | roakad | Mengadati | Papage | papage | Tajam | Conte | konte | Basit | Contone | kontone | Basit | Share | share | Berkas | Presiden | presiden | Mengapakai | Invasikan | invasikan | Udang | Salakawan | salakawan | Sekam | Georjula | georjula | Berpartisipasi | Selipid | selipid | Sifat | Identiy | identiy | Identifikasi |  <p>Word List</p> <table border="1"> <thead> <tr> <th>Words</th> <th>Pronunciation</th> <th>Meaning</th> </tr> </thead> <tbody> <tr><td>Signaler</td><td>sa'nalər</td><td>Sinjal Lajang</td></tr> <tr><td>Contractus</td><td>kon'traktʃʊs</td><td>Kontrak</td></tr> <tr><td>Andur</td><td>andʊr</td><td>Mengaparkan</td></tr> <tr><td>Debetensi</td><td>dɛ'bɛnsi</td><td>Terdakas</td></tr> <tr><td>Siakad</td><td>si'akad</td><td>Sangat gemuk</td></tr> <tr><td>Akrage</td><td>ak'raʒe</td><td>Ajar</td></tr> <tr><td>Isahe</td><td>is'ahe</td><td>Basit</td></tr> <tr><td>Partisipate</td><td>partisipate</td><td>Berpartisipasi</td></tr> <tr><td>Partisipal</td><td>partisipal</td><td>Maja</td></tr> <tr><td>Corant</td><td>korant</td><td>Baru</td></tr> <tr><td>Estimad</td><td>estimad</td><td>Perwakilan</td></tr> <tr><td>Raqset</td><td>ra'kset</td><td>Mengapakai</td></tr> <tr><td>Etick</td><td>et'ik</td><td>Mengapakai</td></tr> <tr><td>Popop</td><td>popop</td><td>Perakian</td></tr> <tr><td>Haidir</td><td>ha'idir</td><td>Pengumuman</td></tr> <tr><td>Grasul</td><td>grasul</td><td>Banyakar</td></tr> <tr><td>Diversity</td><td>diversiti</td><td>Keanekaragaman</td></tr> <tr><td>Refar</td><td>refar</td><td>Siapa yang</td></tr> <tr><td>Antarjant</td><td>antarjant</td><td>Selanjutnya</td></tr> <tr><td>Roakad</td><td>roakad</td><td>Mengadati</td></tr> <tr><td>Papage</td><td>papage</td><td>Tajam</td></tr> <tr><td>Conte</td><td>konte</td><td>Basit</td></tr> <tr><td>Contone</td><td>kontone</td><td>Basit</td></tr> <tr><td>Share</td><td>share</td><td>Berkas</td></tr> <tr><td>Presiden</td><td>presiden</td><td>Mengapakai</td></tr> <tr><td>Invasikan</td><td>invasikan</td><td>Udang</td></tr> <tr><td>Salakawan</td><td>salakawan</td><td>Sekam</td></tr> <tr><td>Georjula</td><td>georjula</td><td>Berpartisipasi</td></tr> <tr><td>Selipid</td><td>selipid</td><td>Sifat</td></tr> <tr><td>Identiy</td><td>identiy</td><td>Identifikasi</td></tr> </tbody> </table> <p>18</p> | Words | Pronunciation | Meaning | Signaler | sa'nalər | Sinjal Lajang | Contractus | kon'traktʃʊs | Kontrak | Andur | andʊr | Mengaparkan | Debetensi | dɛ'bɛnsi | Terdakas | Siakad | si'akad | Sangat gemuk | Akrage | ak'raʒe | Ajar | Isahe | is'ahe | Basit | Partisipate | partisipate | Berpartisipasi | Partisipal | partisipal | Maja | Corant | korant | Baru | Estimad | estimad | Perwakilan | Raqset | ra'kset | Mengapakai | Etick | et'ik | Mengapakai | Popop | popop | Perakian | Haidir | ha'idir | Pengumuman | Grasul | grasul | Banyakar | Diversity | diversiti | Keanekaragaman | Refar | refar | Siapa yang | Antarjant | antarjant | Selanjutnya | Roakad | roakad | Mengadati | Papage | papage | Tajam | Conte | konte | Basit | Contone | kontone | Basit | Share | share | Berkas | Presiden | presiden | Mengapakai | Invasikan | invasikan | Udang | Salakawan | salakawan | Sekam | Georjula | georjula | Berpartisipasi | Selipid | selipid | Sifat | Identiy | identiy | Identifikasi |
| Words | Pronunciation | Meaning | | | | | | | | | | | | | | | | | | | | | | | | | | | | | | | | | | | | | | | | | | | | | | | | | | | | | | | | | | | | | | | | | | | | | | | | | | | | | | | | | | | | | | | | | | | | | | | | | | | | | | | | | | | | | | | | | | | | | | | | | | | | | | | | | | | | | | | | | | | | | | | | | | | | | | | | | | | | | | | | | | | | | | | | | | | | | | | | | | | | | | | | | |
| Signaler | sa'nalər | Sinjal Lajang | | | | | | | | | | | | | | | | | | | | | | | | | | | | | | | | | | | | | | | | | | | | | | | | | | | | | | | | | | | | | | | | | | | | | | | | | | | | | | | | | | | | | | | | | | | | | | | | | | | | | | | | | | | | | | | | | | | | | | | | | | | | | | | | | | | | | | | | | | | | | | | | | | | | | | | | | | | | | | | | | | | | | | | | | | | | | | | | | | | | | | | | | |
| Contractus | kon'traktʃʊs | Kontrak | | | | | | | | | | | | | | | | | | | | | | | | | | | | | | | | | | | | | | | | | | | | | | | | | | | | | | | | | | | | | | | | | | | | | | | | | | | | | | | | | | | | | | | | | | | | | | | | | | | | | | | | | | | | | | | | | | | | | | | | | | | | | | | | | | | | | | | | | | | | | | | | | | | | | | | | | | | | | | | | | | | | | | | | | | | | | | | | | | | | | | | | | |
| Andur | andʊr | Mengaparkan | | | | | | | | | | | | | | | | | | | | | | | | | | | | | | | | | | | | | | | | | | | | | | | | | | | | | | | | | | | | | | | | | | | | | | | | | | | | | | | | | | | | | | | | | | | | | | | | | | | | | | | | | | | | | | | | | | | | | | | | | | | | | | | | | | | | | | | | | | | | | | | | | | | | | | | | | | | | | | | | | | | | | | | | | | | | | | | | | | | | | | | | | |
| Debetensi | dɛ'bɛnsi | Terdakas | | | | | | | | | | | | | | | | | | | | | | | | | | | | | | | | | | | | | | | | | | | | | | | | | | | | | | | | | | | | | | | | | | | | | | | | | | | | | | | | | | | | | | | | | | | | | | | | | | | | | | | | | | | | | | | | | | | | | | | | | | | | | | | | | | | | | | | | | | | | | | | | | | | | | | | | | | | | | | | | | | | | | | | | | | | | | | | | | | | | | | | | | |
| Siakad | si'akad | Sangat gemuk | | | | | | | | | | | | | | | | | | | | | | | | | | | | | | | | | | | | | | | | | | | | | | | | | | | | | | | | | | | | | | | | | | | | | | | | | | | | | | | | | | | | | | | | | | | | | | | | | | | | | | | | | | | | | | | | | | | | | | | | | | | | | | | | | | | | | | | | | | | | | | | | | | | | | | | | | | | | | | | | | | | | | | | | | | | | | | | | | | | | | | | | | |
| Akrage | ak'raʒe | Ajar | | | | | | | | | | | | | | | | | | | | | | | | | | | | | | | | | | | | | | | | | | | | | | | | | | | | | | | | | | | | | | | | | | | | | | | | | | | | | | | | | | | | | | | | | | | | | | | | | | | | | | | | | | | | | | | | | | | | | | | | | | | | | | | | | | | | | | | | | | | | | | | | | | | | | | | | | | | | | | | | | | | | | | | | | | | | | | | | | | | | | | | | | |
| Isahe | is'ahe | Basit | | | | | | | | | | | | | | | | | | | | | | | | | | | | | | | | | | | | | | | | | | | | | | | | | | | | | | | | | | | | | | | | | | | | | | | | | | | | | | | | | | | | | | | | | | | | | | | | | | | | | | | | | | | | | | | | | | | | | | | | | | | | | | | | | | | | | | | | | | | | | | | | | | | | | | | | | | | | | | | | | | | | | | | | | | | | | | | | | | | | | | | | | |
| Partisipate | partisipate | Berpartisipasi | | | | | | | | | | | | | | | | | | | | | | | | | | | | | | | | | | | | | | | | | | | | | | | | | | | | | | | | | | | | | | | | | | | | | | | | | | | | | | | | | | | | | | | | | | | | | | | | | | | | | | | | | | | | | | | | | | | | | | | | | | | | | | | | | | | | | | | | | | | | | | | | | | | | | | | | | | | | | | | | | | | | | | | | | | | | | | | | | | | | | | | | | |
| Partisipal | partisipal | Maja | | | | | | | | | | | | | | | | | | | | | | | | | | | | | | | | | | | | | | | | | | | | | | | | | | | | | | | | | | | | | | | | | | | | | | | | | | | | | | | | | | | | | | | | | | | | | | | | | | | | | | | | | | | | | | | | | | | | | | | | | | | | | | | | | | | | | | | | | | | | | | | | | | | | | | | | | | | | | | | | | | | | | | | | | | | | | | | | | | | | | | | | | |
| Corant | korant | Baru | | | | | | | | | | | | | | | | | | | | | | | | | | | | | | | | | | | | | | | | | | | | | | | | | | | | | | | | | | | | | | | | | | | | | | | | | | | | | | | | | | | | | | | | | | | | | | | | | | | | | | | | | | | | | | | | | | | | | | | | | | | | | | | | | | | | | | | | | | | | | | | | | | | | | | | | | | | | | | | | | | | | | | | | | | | | | | | | | | | | | | | | | |
| Estimad | estimad | Perwakilan | | | | | | | | | | | | | | | | | | | | | | | | | | | | | | | | | | | | | | | | | | | | | | | | | | | | | | | | | | | | | | | | | | | | | | | | | | | | | | | | | | | | | | | | | | | | | | | | | | | | | | | | | | | | | | | | | | | | | | | | | | | | | | | | | | | | | | | | | | | | | | | | | | | | | | | | | | | | | | | | | | | | | | | | | | | | | | | | | | | | | | | | | |
| Raqset | ra'kset | Mengapakai | | | | | | | | | | | | | | | | | | | | | | | | | | | | | | | | | | | | | | | | | | | | | | | | | | | | | | | | | | | | | | | | | | | | | | | | | | | | | | | | | | | | | | | | | | | | | | | | | | | | | | | | | | | | | | | | | | | | | | | | | | | | | | | | | | | | | | | | | | | | | | | | | | | | | | | | | | | | | | | | | | | | | | | | | | | | | | | | | | | | | | | | | |
| Etick | et'ik | Mengapakai | | | | | | | | | | | | | | | | | | | | | | | | | | | | | | | | | | | | | | | | | | | | | | | | | | | | | | | | | | | | | | | | | | | | | | | | | | | | | | | | | | | | | | | | | | | | | | | | | | | | | | | | | | | | | | | | | | | | | | | | | | | | | | | | | | | | | | | | | | | | | | | | | | | | | | | | | | | | | | | | | | | | | | | | | | | | | | | | | | | | | | | | | |
| Popop | popop | Perakian | | | | | | | | | | | | | | | | | | | | | | | | | | | | | | | | | | | | | | | | | | | | | | | | | | | | | | | | | | | | | | | | | | | | | | | | | | | | | | | | | | | | | | | | | | | | | | | | | | | | | | | | | | | | | | | | | | | | | | | | | | | | | | | | | | | | | | | | | | | | | | | | | | | | | | | | | | | | | | | | | | | | | | | | | | | | | | | | | | | | | | | | | |
| Haidir | ha'idir | Pengumuman | | | | | | | | | | | | | | | | | | | | | | | | | | | | | | | | | | | | | | | | | | | | | | | | | | | | | | | | | | | | | | | | | | | | | | | | | | | | | | | | | | | | | | | | | | | | | | | | | | | | | | | | | | | | | | | | | | | | | | | | | | | | | | | | | | | | | | | | | | | | | | | | | | | | | | | | | | | | | | | | | | | | | | | | | | | | | | | | | | | | | | | | | |
| Grasul | grasul | Banyakar | | | | | | | | | | | | | | | | | | | | | | | | | | | | | | | | | | | | | | | | | | | | | | | | | | | | | | | | | | | | | | | | | | | | | | | | | | | | | | | | | | | | | | | | | | | | | | | | | | | | | | | | | | | | | | | | | | | | | | | | | | | | | | | | | | | | | | | | | | | | | | | | | | | | | | | | | | | | | | | | | | | | | | | | | | | | | | | | | | | | | | | | | |
| Diversity | diversiti | Keanekaragaman | | | | | | | | | | | | | | | | | | | | | | | | | | | | | | | | | | | | | | | | | | | | | | | | | | | | | | | | | | | | | | | | | | | | | | | | | | | | | | | | | | | | | | | | | | | | | | | | | | | | | | | | | | | | | | | | | | | | | | | | | | | | | | | | | | | | | | | | | | | | | | | | | | | | | | | | | | | | | | | | | | | | | | | | | | | | | | | | | | | | | | | | | |
| Refar | refar | Siapa yang | | | | | | | | | | | | | | | | | | | | | | | | | | | | | | | | | | | | | | | | | | | | | | | | | | | | | | | | | | | | | | | | | | | | | | | | | | | | | | | | | | | | | | | | | | | | | | | | | | | | | | | | | | | | | | | | | | | | | | | | | | | | | | | | | | | | | | | | | | | | | | | | | | | | | | | | | | | | | | | | | | | | | | | | | | | | | | | | | | | | | | | | | |
| Antarjant | antarjant | Selanjutnya | | | | | | | | | | | | | | | | | | | | | | | | | | | | | | | | | | | | | | | | | | | | | | | | | | | | | | | | | | | | | | | | | | | | | | | | | | | | | | | | | | | | | | | | | | | | | | | | | | | | | | | | | | | | | | | | | | | | | | | | | | | | | | | | | | | | | | | | | | | | | | | | | | | | | | | | | | | | | | | | | | | | | | | | | | | | | | | | | | | | | | | | | |
| Roakad | roakad | Mengadati | | | | | | | | | | | | | | | | | | | | | | | | | | | | | | | | | | | | | | | | | | | | | | | | | | | | | | | | | | | | | | | | | | | | | | | | | | | | | | | | | | | | | | | | | | | | | | | | | | | | | | | | | | | | | | | | | | | | | | | | | | | | | | | | | | | | | | | | | | | | | | | | | | | | | | | | | | | | | | | | | | | | | | | | | | | | | | | | | | | | | | | | | |
| Papage | papage | Tajam | | | | | | | | | | | | | | | | | | | | | | | | | | | | | | | | | | | | | | | | | | | | | | | | | | | | | | | | | | | | | | | | | | | | | | | | | | | | | | | | | | | | | | | | | | | | | | | | | | | | | | | | | | | | | | | | | | | | | | | | | | | | | | | | | | | | | | | | | | | | | | | | | | | | | | | | | | | | | | | | | | | | | | | | | | | | | | | | | | | | | | | | | |
| Conte | konte | Basit | | | | | | | | | | | | | | | | | | | | | | | | | | | | | | | | | | | | | | | | | | | | | | | | | | | | | | | | | | | | | | | | | | | | | | | | | | | | | | | | | | | | | | | | | | | | | | | | | | | | | | | | | | | | | | | | | | | | | | | | | | | | | | | | | | | | | | | | | | | | | | | | | | | | | | | | | | | | | | | | | | | | | | | | | | | | | | | | | | | | | | | | | |
| Contone | kontone | Basit | | | | | | | | | | | | | | | | | | | | | | | | | | | | | | | | | | | | | | | | | | | | | | | | | | | | | | | | | | | | | | | | | | | | | | | | | | | | | | | | | | | | | | | | | | | | | | | | | | | | | | | | | | | | | | | | | | | | | | | | | | | | | | | | | | | | | | | | | | | | | | | | | | | | | | | | | | | | | | | | | | | | | | | | | | | | | | | | | | | | | | | | | |
| Share | share | Berkas | | | | | | | | | | | | | | | | | | | | | | | | | | | | | | | | | | | | | | | | | | | | | | | | | | | | | | | | | | | | | | | | | | | | | | | | | | | | | | | | | | | | | | | | | | | | | | | | | | | | | | | | | | | | | | | | | | | | | | | | | | | | | | | | | | | | | | | | | | | | | | | | | | | | | | | | | | | | | | | | | | | | | | | | | | | | | | | | | | | | | | | | | |
| Presiden | presiden | Mengapakai | | | | | | | | | | | | | | | | | | | | | | | | | | | | | | | | | | | | | | | | | | | | | | | | | | | | | | | | | | | | | | | | | | | | | | | | | | | | | | | | | | | | | | | | | | | | | | | | | | | | | | | | | | | | | | | | | | | | | | | | | | | | | | | | | | | | | | | | | | | | | | | | | | | | | | | | | | | | | | | | | | | | | | | | | | | | | | | | | | | | | | | | | |
| Invasikan | invasikan | Udang | | | | | | | | | | | | | | | | | | | | | | | | | | | | | | | | | | | | | | | | | | | | | | | | | | | | | | | | | | | | | | | | | | | | | | | | | | | | | | | | | | | | | | | | | | | | | | | | | | | | | | | | | | | | | | | | | | | | | | | | | | | | | | | | | | | | | | | | | | | | | | | | | | | | | | | | | | | | | | | | | | | | | | | | | | | | | | | | | | | | | | | | | |
| Salakawan | salakawan | Sekam | | | | | | | | | | | | | | | | | | | | | | | | | | | | | | | | | | | | | | | | | | | | | | | | | | | | | | | | | | | | | | | | | | | | | | | | | | | | | | | | | | | | | | | | | | | | | | | | | | | | | | | | | | | | | | | | | | | | | | | | | | | | | | | | | | | | | | | | | | | | | | | | | | | | | | | | | | | | | | | | | | | | | | | | | | | | | | | | | | | | | | | | | |
| Georjula | georjula | Berpartisipasi | | | | | | | | | | | | | | | | | | | | | | | | | | | | | | | | | | | | | | | | | | | | | | | | | | | | | | | | | | | | | | | | | | | | | | | | | | | | | | | | | | | | | | | | | | | | | | | | | | | | | | | | | | | | | | | | | | | | | | | | | | | | | | | | | | | | | | | | | | | | | | | | | | | | | | | | | | | | | | | | | | | | | | | | | | | | | | | | | | | | | | | | | |
| Selipid | selipid | Sifat | | | | | | | | | | | | | | | | | | | | | | | | | | | | | | | | | | | | | | | | | | | | | | | | | | | | | | | | | | | | | | | | | | | | | | | | | | | | | | | | | | | | | | | | | | | | | | | | | | | | | | | | | | | | | | | | | | | | | | | | | | | | | | | | | | | | | | | | | | | | | | | | | | | | | | | | | | | | | | | | | | | | | | | | | | | | | | | | | | | | | | | | | |
| Identiy | identiy | Identifikasi | | | | | | | | | | | | | | | | | | | | | | | | | | | | | | | | | | | | | | | | | | | | | | | | | | | | | | | | | | | | | | | | | | | | | | | | | | | | | | | | | | | | | | | | | | | | | | | | | | | | | | | | | | | | | | | | | | | | | | | | | | | | | | | | | | | | | | | | | | | | | | | | | | | | | | | | | | | | | | | | | | | | | | | | | | | | | | | | | | | | | | | | | |
| Words | Pronunciation | Meaning | | | | | | | | | | | | | | | | | | | | | | | | | | | | | | | | | | | | | | | | | | | | | | | | | | | | | | | | | | | | | | | | | | | | | | | | | | | | | | | | | | | | | | | | | | | | | | | | | | | | | | | | | | | | | | | | | | | | | | | | | | | | | | | | | | | | | | | | | | | | | | | | | | | | | | | | | | | | | | | | | | | | | | | | | | | | | | | | | | | | | | | | | |
| Signaler | sa'nalər | Sinjal Lajang | | | | | | | | | | | | | | | | | | | | | | | | | | | | | | | | | | | | | | | | | | | | | | | | | | | | | | | | | | | | | | | | | | | | | | | | | | | | | | | | | | | | | | | | | | | | | | | | | | | | | | | | | | | | | | | | | | | | | | | | | | | | | | | | | | | | | | | | | | | | | | | | | | | | | | | | | | | | | | | | | | | | | | | | | | | | | | | | | | | | | | | | | |
| Contractus | kon'traktʃʊs | Kontrak | | | | | | | | | | | | | | | | | | | | | | | | | | | | | | | | | | | | | | | | | | | | | | | | | | | | | | | | | | | | | | | | | | | | | | | | | | | | | | | | | | | | | | | | | | | | | | | | | | | | | | | | | | | | | | | | | | | | | | | | | | | | | | | | | | | | | | | | | | | | | | | | | | | | | | | | | | | | | | | | | | | | | | | | | | | | | | | | | | | | | | | | | |
| Andur | andʊr | Mengaparkan | | | | | | | | | | | | | | | | | | | | | | | | | | | | | | | | | | | | | | | | | | | | | | | | | | | | | | | | | | | | | | | | | | | | | | | | | | | | | | | | | | | | | | | | | | | | | | | | | | | | | | | | | | | | | | | | | | | | | | | | | | | | | | | | | | | | | | | | | | | | | | | | | | | | | | | | | | | | | | | | | | | | | | | | | | | | | | | | | | | | | | | | | |
| Debetensi | dɛ'bɛnsi | Terdakas | | | | | | | | | | | | | | | | | | | | | | | | | | | | | | | | | | | | | | | | | | | | | | | | | | | | | | | | | | | | | | | | | | | | | | | | | | | | | | | | | | | | | | | | | | | | | | | | | | | | | | | | | | | | | | | | | | | | | | | | | | | | | | | | | | | | | | | | | | | | | | | | | | | | | | | | | | | | | | | | | | | | | | | | | | | | | | | | | | | | | | | | | |
| Siakad | si'akad | Sangat gemuk | | | | | | | | | | | | | | | | | | | | | | | | | | | | | | | | | | | | | | | | | | | | | | | | | | | | | | | | | | | | | | | | | | | | | | | | | | | | | | | | | | | | | | | | | | | | | | | | | | | | | | | | | | | | | | | | | | | | | | | | | | | | | | | | | | | | | | | | | | | | | | | | | | | | | | | | | | | | | | | | | | | | | | | | | | | | | | | | | | | | | | | | | |
| Akrage | ak'raʒe | Ajar | | | | | | | | | | | | | | | | | | | | | | | | | | | | | | | | | | | | | | | | | | | | | | | | | | | | | | | | | | | | | | | | | | | | | | | | | | | | | | | | | | | | | | | | | | | | | | | | | | | | | | | | | | | | | | | | | | | | | | | | | | | | | | | | | | | | | | | | | | | | | | | | | | | | | | | | | | | | | | | | | | | | | | | | | | | | | | | | | | | | | | | | | |
| Isahe | is'ahe | Basit | | | | | | | | | | | | | | | | | | | | | | | | | | | | | | | | | | | | | | | | | | | | | | | | | | | | | | | | | | | | | | | | | | | | | | | | | | | | | | | | | | | | | | | | | | | | | | | | | | | | | | | | | | | | | | | | | | | | | | | | | | | | | | | | | | | | | | | | | | | | | | | | | | | | | | | | | | | | | | | | | | | | | | | | | | | | | | | | | | | | | | | | | |
| Partisipate | partisipate | Berpartisipasi | | | | | | | | | | | | | | | | | | | | | | | | | | | | | | | | | | | | | | | | | | | | | | | | | | | | | | | | | | | | | | | | | | | | | | | | | | | | | | | | | | | | | | | | | | | | | | | | | | | | | | | | | | | | | | | | | | | | | | | | | | | | | | | | | | | | | | | | | | | | | | | | | | | | | | | | | | | | | | | | | | | | | | | | | | | | | | | | | | | | | | | | | |
| Partisipal | partisipal | Maja | | | | | | | | | | | | | | | | | | | | | | | | | | | | | | | | | | | | | | | | | | | | | | | | | | | | | | | | | | | | | | | | | | | | | | | | | | | | | | | | | | | | | | | | | | | | | | | | | | | | | | | | | | | | | | | | | | | | | | | | | | | | | | | | | | | | | | | | | | | | | | | | | | | | | | | | | | | | | | | | | | | | | | | | | | | | | | | | | | | | | | | | | |
| Corant | korant | Baru | | | | | | | | | | | | | | | | | | | | | | | | | | | | | | | | | | | | | | | | | | | | | | | | | | | | | | | | | | | | | | | | | | | | | | | | | | | | | | | | | | | | | | | | | | | | | | | | | | | | | | | | | | | | | | | | | | | | | | | | | | | | | | | | | | | | | | | | | | | | | | | | | | | | | | | | | | | | | | | | | | | | | | | | | | | | | | | | | | | | | | | | | |
| Estimad | estimad | Perwakilan | | | | | | | | | | | | | | | | | | | | | | | | | | | | | | | | | | | | | | | | | | | | | | | | | | | | | | | | | | | | | | | | | | | | | | | | | | | | | | | | | | | | | | | | | | | | | | | | | | | | | | | | | | | | | | | | | | | | | | | | | | | | | | | | | | | | | | | | | | | | | | | | | | | | | | | | | | | | | | | | | | | | | | | | | | | | | | | | | | | | | | | | | |
| Raqset | ra'kset | Mengapakai | | | | | | | | | | | | | | | | | | | | | | | | | | | | | | | | | | | | | | | | | | | | | | | | | | | | | | | | | | | | | | | | | | | | | | | | | | | | | | | | | | | | | | | | | | | | | | | | | | | | | | | | | | | | | | | | | | | | | | | | | | | | | | | | | | | | | | | | | | | | | | | | | | | | | | | | | | | | | | | | | | | | | | | | | | | | | | | | | | | | | | | | | |
| Etick | et'ik | Mengapakai | | | | | | | | | | | | | | | | | | | | | | | | | | | | | | | | | | | | | | | | | | | | | | | | | | | | | | | | | | | | | | | | | | | | | | | | | | | | | | | | | | | | | | | | | | | | | | | | | | | | | | | | | | | | | | | | | | | | | | | | | | | | | | | | | | | | | | | | | | | | | | | | | | | | | | | | | | | | | | | | | | | | | | | | | | | | | | | | | | | | | | | | | |
| Popop | popop | Perakian | | | | | | | | | | | | | | | | | | | | | | | | | | | | | | | | | | | | | | | | | | | | | | | | | | | | | | | | | | | | | | | | | | | | | | | | | | | | | | | | | | | | | | | | | | | | | | | | | | | | | | | | | | | | | | | | | | | | | | | | | | | | | | | | | | | | | | | | | | | | | | | | | | | | | | | | | | | | | | | | | | | | | | | | | | | | | | | | | | | | | | | | | |
| Haidir | ha'idir | Pengumuman | | | | | | | | | | | | | | | | | | | | | | | | | | | | | | | | | | | | | | | | | | | | | | | | | | | | | | | | | | | | | | | | | | | | | | | | | | | | | | | | | | | | | | | | | | | | | | | | | | | | | | | | | | | | | | | | | | | | | | | | | | | | | | | | | | | | | | | | | | | | | | | | | | | | | | | | | | | | | | | | | | | | | | | | | | | | | | | | | | | | | | | | | |
| Grasul | grasul | Banyakar | | | | | | | | | | | | | | | | | | | | | | | | | | | | | | | | | | | | | | | | | | | | | | | | | | | | | | | | | | | | | | | | | | | | | | | | | | | | | | | | | | | | | | | | | | | | | | | | | | | | | | | | | | | | | | | | | | | | | | | | | | | | | | | | | | | | | | | | | | | | | | | | | | | | | | | | | | | | | | | | | | | | | | | | | | | | | | | | | | | | | | | | | |
| Diversity | diversiti | Keanekaragaman | | | | | | | | | | | | | | | | | | | | | | | | | | | | | | | | | | | | | | | | | | | | | | | | | | | | | | | | | | | | | | | | | | | | | | | | | | | | | | | | | | | | | | | | | | | | | | | | | | | | | | | | | | | | | | | | | | | | | | | | | | | | | | | | | | | | | | | | | | | | | | | | | | | | | | | | | | | | | | | | | | | | | | | | | | | | | | | | | | | | | | | | | |
| Refar | refar | Siapa yang | | | | | | | | | | | | | | | | | | | | | | | | | | | | | | | | | | | | | | | | | | | | | | | | | | | | | | | | | | | | | | | | | | | | | | | | | | | | | | | | | | | | | | | | | | | | | | | | | | | | | | | | | | | | | | | | | | | | | | | | | | | | | | | | | | | | | | | | | | | | | | | | | | | | | | | | | | | | | | | | | | | | | | | | | | | | | | | | | | | | | | | | | |
| Antarjant | antarjant | Selanjutnya | | | | | | | | | | | | | | | | | | | | | | | | | | | | | | | | | | | | | | | | | | | | | | | | | | | | | | | | | | | | | | | | | | | | | | | | | | | | | | | | | | | | | | | | | | | | | | | | | | | | | | | | | | | | | | | | | | | | | | | | | | | | | | | | | | | | | | | | | | | | | | | | | | | | | | | | | | | | | | | | | | | | | | | | | | | | | | | | | | | | | | | | | |
| Roakad | roakad | Mengadati | | | | | | | | | | | | | | | | | | | | | | | | | | | | | | | | | | | | | | | | | | | | | | | | | | | | | | | | | | | | | | | | | | | | | | | | | | | | | | | | | | | | | | | | | | | | | | | | | | | | | | | | | | | | | | | | | | | | | | | | | | | | | | | | | | | | | | | | | | | | | | | | | | | | | | | | | | | | | | | | | | | | | | | | | | | | | | | | | | | | | | | | | |
| Papage | papage | Tajam | | | | | | | | | | | | | | | | | | | | | | | | | | | | | | | | | | | | | | | | | | | | | | | | | | | | | | | | | | | | | | | | | | | | | | | | | | | | | | | | | | | | | | | | | | | | | | | | | | | | | | | | | | | | | | | | | | | | | | | | | | | | | | | | | | | | | | | | | | | | | | | | | | | | | | | | | | | | | | | | | | | | | | | | | | | | | | | | | | | | | | | | | |
| Conte | konte | Basit | | | | | | | | | | | | | | | | | | | | | | | | | | | | | | | | | | | | | | | | | | | | | | | | | | | | | | | | | | | | | | | | | | | | | | | | | | | | | | | | | | | | | | | | | | | | | | | | | | | | | | | | | | | | | | | | | | | | | | | | | | | | | | | | | | | | | | | | | | | | | | | | | | | | | | | | | | | | | | | | | | | | | | | | | | | | | | | | | | | | | | | | | |
| Contone | kontone | Basit | | | | | | | | | | | | | | | | | | | | | | | | | | | | | | | | | | | | | | | | | | | | | | | | | | | | | | | | | | | | | | | | | | | | | | | | | | | | | | | | | | | | | | | | | | | | | | | | | | | | | | | | | | | | | | | | | | | | | | | | | | | | | | | | | | | | | | | | | | | | | | | | | | | | | | | | | | | | | | | | | | | | | | | | | | | | | | | | | | | | | | | | | |
| Share | share | Berkas | | | | | | | | | | | | | | | | | | | | | | | | | | | | | | | | | | | | | | | | | | | | | | | | | | | | | | | | | | | | | | | | | | | | | | | | | | | | | | | | | | | | | | | | | | | | | | | | | | | | | | | | | | | | | | | | | | | | | | | | | | | | | | | | | | | | | | | | | | | | | | | | | | | | | | | | | | | | | | | | | | | | | | | | | | | | | | | | | | | | | | | | | |
| Presiden | presiden | Mengapakai | | | | | | | | | | | | | | | | | | | | | | | | | | | | | | | | | | | | | | | | | | | | | | | | | | | | | | | | | | | | | | | | | | | | | | | | | | | | | | | | | | | | | | | | | | | | | | | | | | | | | | | | | | | | | | | | | | | | | | | | | | | | | | | | | | | | | | | | | | | | | | | | | | | | | | | | | | | | | | | | | | | | | | | | | | | | | | | | | | | | | | | | | |
| Invasikan | invasikan | Udang | | | | | | | | | | | | | | | | | | | | | | | | | | | | | | | | | | | | | | | | | | | | | | | | | | | | | | | | | | | | | | | | | | | | | | | | | | | | | | | | | | | | | | | | | | | | | | | | | | | | | | | | | | | | | | | | | | | | | | | | | | | | | | | | | | | | | | | | | | | | | | | | | | | | | | | | | | | | | | | | | | | | | | | | | | | | | | | | | | | | | | | | | |
| Salakawan | salakawan | Sekam | | | | | | | | | | | | | | | | | | | | | | | | | | | | | | | | | | | | | | | | | | | | | | | | | | | | | | | | | | | | | | | | | | | | | | | | | | | | | | | | | | | | | | | | | | | | | | | | | | | | | | | | | | | | | | | | | | | | | | | | | | | | | | | | | | | | | | | | | | | | | | | | | | | | | | | | | | | | | | | | | | | | | | | | | | | | | | | | | | | | | | | | | |
| Georjula | georjula | Berpartisipasi | | | | | | | | | | | | | | | | | | | | | | | | | | | | | | | | | | | | | | | | | | | | | | | | | | | | | | | | | | | | | | | | | | | | | | | | | | | | | | | | | | | | | | | | | | | | | | | | | | | | | | | | | | | | | | | | | | | | | | | | | | | | | | | | | | | | | | | | | | | | | | | | | | | | | | | | | | | | | | | | | | | | | | | | | | | | | | | | | | | | | | | | | |
| Selipid | selipid | Sifat | | | | | | | | | | | | | | | | | | | | | | | | | | | | | | | | | | | | | | | | | | | | | | | | | | | | | | | | | | | | | | | | | | | | | | | | | | | | | | | | | | | | | | | | | | | | | | | | | | | | | | | | | | | | | | | | | | | | | | | | | | | | | | | | | | | | | | | | | | | | | | | | | | | | | | | | | | | | | | | | | | | | | | | | | | | | | | | | | | | | | | | | | |
| Identiy | identiy | Identifikasi | | | | | | | | | | | | | | | | | | | | | | | | | | | | | | | | | | | | | | | | | | | | | | | | | | | | | | | | | | | | | | | | | | | | | | | | | | | | | | | | | | | | | | | | | | | | | | | | | | | | | | | | | | | | | | | | | | | | | | | | | | | | | | | | | | | | | | | | | | | | | | | | | | | | | | | | | | | | | | | | | | | | | | | | | | | | | | | | | | | | | | | | | |

Before the revision, the vocabulary list consisted of 30 words with a table consisting of words in English, pronunciation, then the translation of words

into Indonesian. After being revised, the researcher added several other words according to the advice of the validator to add them to the vocabulary list.

D. *The Results of Validation*

1. The Result of Blueprint Validation

After the blueprint was designed and module was completed, the researcher submitted it to the validator for the validation process. Validation is the processed of evaluating or testing the validity of a blueprint and module that have been designed. The goal is to ensure that the device was in accordance with the learning objectives. Validators who validate the blueprint and module then provide input, comments, and scores against the blueprint and module that have been created. These inputs and comments aim to help researcher refine the blueprint design and module. The score given by the validator indicates the level of validity of the blueprint and module. This validation was important to ensure that the blueprint and module that have been created are in accordance with the needs of students and the educational standards that have been set. In addition, validation is also carried out to test the validity of the material that has been made, whether it is suitable for use and can achieve the desired results. The results of the validation of the blueprint and module are as follows:

Table 4. 7

The Result of Blueprint Validation

| No | Statement | Score from | Score from | Mean score scale | Result |
|-----------|------------------|-------------------|-------------------|-------------------------|---------------|
| | | | | | |

| | | Validator 1 | Validator 2 | | |
|--------------------------|--|------------------------|------------------------|-----|------------------|
| Coure Content | | | | | |
| 1. | The blueprint is consistent with the syllabus for Senior High School (SMA) in Curriculum 2013. | 4 | 4 | 4 | Valid |
| 2. | The content material is appropriate with the course of students in Senior High School in the eleventh grade. | 4 | 4 | 4 | Valid |
| Learning Outcomes | | | | | |
| 3. | Learning outcomes include integrated skills in English (reading, writing, speaking, and listening). | 4 | 3 | 3.5 | Valid |
| 4. | The learning outcomes are clearly stated. | 5 | 4 | 4.5 | Valid |
| Indicator | | | | | |
| 5. | These indicators provide learning experience for students to achieve learning outcomes. | 4 | 4 | 4 | Valid |
| 6. | The indicator is expressed systematically. | 4 | 4 | 4 | Valid |
| 7. | The indicators are clearly stated. | 5 | 4 | 4.5 | Valid |
| Skills | | | | | |
| 8. | The blueprint supports actively English skills. | 4 | 2 | 3 | Enaough Valid |
| Activity | | | | | |

| | | | | | |
|----------------------------|---|---|---|-----|-------|
| 9. | The blueprint provides suitable tasks for the students. | 4 | 4 | 4 | Valid |
| 10. | Students are evaluated based on the learning outcomes and indicators. | 4 | 4 | 4 | Valid |
| Evaluation | | | | | |
| 11. | Students' achievement in the course can be measured fairly. | 4 | 3 | 3.5 | Valid |
| Total: 3.90 = Valid | | | | | |

The first part that has been validated is the blueprint's conformity with the 2013 Curriculum for high schools, which received a valid score (4). This indicates that the blueprint and all its components have been adjusted to the applicable curriculum standards. The next section considers the suitability of the material prepared with the subject of eleventh grade students, which is assessed with a valid score (4). This indicates that the material prepared is in accordance with the level of understanding, needs, and characteristics of students. Student learning outcomes include English language skills such as reading, writing, speaking, and integrated listening, and obtain a valid score (3.5). While there is a strong integration of English language skills, these values indicate that there is still room for improvement in such integration. The next section assesses whether the learning results are conveyed clearly and gets a valid score (4.5).

This confirms that the student's progress can be clearly understood even before the learning process begins, providing a clear picture of what the student will achieve. The suitability of learning indicators with the aim of obtaining valid scores (4), shows that the indicators set have reflected the learning objectives well. Indicators also provide an effective learning experience for students, obtaining valid grades (4), so that students can achieve the expected learning outcomes.

The statement about the indicators in the blueprint that was clearly mentioned received a valid score (4.5), confirming that the blueprint has well outlined the indicators used in the learning process. However, the evaluation of English language skills that actively support students is considered quite valid (3), showing that there are still some aspects that need to be improved in this context. Blueprint are also assessed according to the type of assignment provided to students, by getting a valid score (4). Student evaluations based on learning outcomes and indicators also received valid scores (4), indicating that the evaluation was carried out well in accordance with the set standards. The final statement stated that students were evaluated based on learning outcome indicators, and the components as a whole obtained a validation score with an average level of 3.5. This shows that the assessment formula and evaluation process applied are appropriate enough to assess the level of student achievement according to predicted.

2. The Result of Textbook Validation

After making several adjustments, the researcher managed to draw conclusions from the results of the textbook validation. The researcher adapted the validation checklist from Munawwar (2022), by including instrument points namely content feasibility, presentation feasibility, language feasibility, and graphic feasibility. This instrument is adapted from the textbook eligibility criteria recommended by BNSP (Badan Nasional Standar Pendidikan).

This validation process aims to ensure that the textbook meets the standards in various aspects, including the accuracy and adequacy of the content, the clarity and readability of the presentation of the material, the clarity and adequacy of the use of language, and the clarity and adequacy of the graphic display. Thus, researcher can provide better recommendations related to improving and improving the quality of the textbook based on the results of the evaluation that has been carried out.

a. Content Feasibility

Table 4. 8

Content Feasibility

| No | Statement | Score from Validator 1 | Score from Validator 2 | Mean score scale | Result |
|-----------|---|-------------------------------|-------------------------------|-------------------------|---------------|
| 1. | The materials are in accordance with Standard Competency (SK) and Basic | 4 | 4 | 4 | Valid |

| | | | | | |
|-----|---|---|---|-----|-------|
| | Competency (KD) of English lessons in Senior High School. | | | | |
| 2. | The materials are in accordance with the learning indicators. | 4 | 4 | 4 | Valid |
| 3. | The material interactively and participatively represents the Project Based Learning (PjBL). | 5 | 4 | 4.5 | Valid |
| 4. | Input for reading (the text) in the materials is related to the topic of the unit. | 3 | 4 | 3.5 | Valid |
| 5. | Input for listening (the video/audio) in the materials is related to the topic of the unit | 4 | 3 | 3.5 | Valid |
| 6. | Input for speaking (monologue/dialogue) in the materials is related to the topic of the unit. | 3 | 4 | 3.5 | Valid |
| 7. | Input for writing in the materials is related to the topic of the unit. | 3 | 4 | 3.5 | Valid |
| 8. | Vocabulary in the materials is related to the topic of the unit. | 3 | 4 | 3.5 | Valid |
| 9. | Language function in the materials is related to the topic. | 3 | 4 | 3.5 | Valid |
| 10. | Activity for reading in the materials is related to the learning indicators of the unit. | 3 | 4 | 3.5 | Valid |

| | | | | | |
|-----|--|---|---|-----|--------------|
| 11. | Activity for listening in the materials is related to the learning indicators. | 3 | 3 | 3 | Enough Valid |
| 12. | Activity for speaking in the materials is related to the learning indicators. | 3 | 4 | 3.5 | Valid |
| 13. | Activity for writing in the materials is related to the learning indicators. | 4 | 4 | 4 | Valid |
| 14. | Activity in learning vocabulary is related to the learning indicators. | 3 | 4 | 3.5 | Valid |
| 15. | Activity in learning grammar is related to the learning indicators. | 3 | 3 | 3 | Enough Valid |
| 16. | Activity in learning pronunciation is related to the learning indicators. | 3 | 3 | 3 | Enough Valid |
| 17. | The materials can encourage the students to explore more about the topic in their daily lives. | 5 | 4 | 4.5 | Valid |
| 18. | The texts are directed in developing students' communication abilities in order to achieve social functions. | 4 | 4 | 4 | Valid |
| 19. | The sources of materials are acceptable. | 3 | 4 | 3.5 | Valid |

| | | | | | |
|----------------------------------|---|---|---|-----|-------|
| 20. | The materials can lead the students to develop their personal, social, and academic-related to their English proficiency. | 4 | 4 | 4 | Valid |
| 21. | The materials are integrated with religious moderation in appropriate form. | 5 | 4 | 4.5 | Valid |
| 22. | The religious moderation integration in the materials is suitable for the topic, input, and task in the materials. | 5 | 4 | 4.5 | Valid |
| 23. | The form of religious moderation integration in the materials is balanced with the English module. | 5 | 4 | 4.5 | Valid |
| Total score: 3.76 = Valid | | | | | |

Based on the results of the module validation, an overall score of 3.76 was obtained which indicates the level of validity to be valid. This validation confirms that this module meets the established standards of competency and basic competencies. This module is designed with the aim of helping students achieve learning objectives effectively, with a focus on the specificity of targeted learning. One of the first characteristics to be validated is the suitability of the material with competency standards and basic competencies.

Researcher consider the importance of this specificity in designing textbook and planning the curriculum, so that students can learn more effectively.

The accuracy of the content is an important aspect that is validated, which refers to the accuracy of the concepts, facts, and information in the module. This module presents relevant content, images, and information, obtained from trustworthy sources. The content, images, and explanations included in the module are proven to be accurate and relevant according to the material taught.

The third component of content suitability is the availability of complementary materials that can help students find additional information through textbook. This shows that the module not only presents the core material, but also supports the development of additional knowledge for students. Overall, the validation results show that this module successfully meets the set criteria and can be used as an effective learning resource for students in achieving the learning goals that have been set.

b. Presentation Feasibility

In assessing the feasibility of a teaching material, aspects such as presentation techniques (pictures, motivational sentences, relevant topics, appropriate difficulty levels), learning presentation (student-centered, scientifically oriented, communicative), and completeness of presentation material (from preface to book cover) are very important.

Table 4. 9
Presentation Feasibility

| No | Statement | Score from Validator 1 | Score from Validator 2 | Mean score scale | Result |
|----|---|------------------------|------------------------|------------------|--------|
| 1. | The materials presentation includes the cover of textbook, preface, book map, table of content, and identity of the writer. | 5 | 3 | 4 | Valid |
| 2. | The presentation of materials clearly divides the opening (cover and unit mind map), main (material unit and task), and closing parts of the textbook (summary and reflection). | 5 | 4 | 4.5 | Valid |
| 3. | The main part of the material is arranged systematically based on the phases of activity in Project-based Learning (PJBL) namely determining the topic, pre-communication, determining the basic question, creating the schedule, | 4 | 4 | 4 | Valid |

| | | | | | |
|----|---|---|---|---|-------|
| | designing the project plan, test result, and evaluating experiences. | | | | |
| 4. | The tasks are representing the characteristics of activity phases in Project-based Learning (PJBL) namely determining the topic, pre-communication, determining the basic question, creating the schedule, designing the project plan, test result, and evaluating experiences. | 4 | 4 | 4 | Valid |
| 5. | The materials interactively and participatively build interaction in English between students, students and teachers, and students and the wider environment. | 4 | 4 | 4 | Valid |
| 6. | The materials can encourage the students to do various communicative | 4 | 4 | 4 | Valid |

| | | | | | |
|----------------------------|---|---|---|-----|-------|
| | tasks creatively and critically. | | | | |
| 7. | The materials and activity presentation encourage students to be responsible for their own learning. | 4 | 4 | 4 | Valid |
| 8. | The materials encourage the students to recognize their success and inadequacy in the learning process. | 3 | 4 | 3.5 | Valid |
| 9. | The learning settings are related to need analysis. | 5 | 4 | 4.5 | Valid |
| Total: 4.05 = Valid | | | | | |

The module validation results show a score of (4.05), which confirms the validation results are at a valid level. This module succeeded in highlighting the technical aspects of presentation that were interesting, both in terms of activities (tasks) and appearances that were very relevant to the needs of students. The main focus of the module is to consider students' interests with the aim of helping them develop creative and critical thinking skills, particularly in the context of scientific learning. In addition, the last aspect of the presentation of the material is completeness. Each module unit comes with a cover section that includes a summary, reflection, and related reading list. The module is structured with all the necessary components, including a cover,

core competencies, basic competencies, learning objectives, activities, tasks, conclusions, and word lists. Thus, this module meets the standards as a comprehensive learning tool and in accordance with the needs of students.

c. Language Feasibility

Table 4. 10
Language Feasibility

| No | Statement | Score from Validator 1 | Score from Validator 2 | Mean score scale | Result |
|-----------|--|-------------------------------|-------------------------------|-------------------------|---------------|
| 1. | The language in input, task, and instruction is clear and understandable. | 4 | 4 | 4 | Valid |
| 2. | The language in input, task, and instruction is interactive and communicative. | 4 | 4 | 4 | Valid |
| 3. | The language used in input, task, and instruction is suitable for students' cognitive development levels. | 4 | 4 | 4 | Valid |
| 4. | The language in input, task, and instruction is appropriate in the aspect of grammar, spelling, and punctuation. | 4 | 4 | 4 | Valid |

| | | | | | |
|-------------------------|---|---|---|---|-------|
| 5. | The language in the materials is holistically cohesive and coherence. | 4 | 4 | 4 | Valid |
| Total: 4 = valid | | | | | |

The results of the language feasibility evaluation showed an overall score of (4), which indicates that the textbook is valid. The researcher began the evaluation by measuring students' English language proficiency, referring to their early to intermediate language level as well as their developmental stage. During the evaluation, the researcher ensured that all questions and directions in the textbook were interactive, supporting direct interaction between students and the learning material. In addition, the textbook uses straightforward and easy-to-understand syntax, assisting students in their academic activities. The researcher also paid close attention to the difficulty of grammar, thus ensuring that all texts, instructions, and other written information were presented in good grammar and logic. As such, these textbook meet the language feasibility standards needed to support effective learning for students.

d. Graphic Feasibility

Table 4. 11

Graphic Feasibility

| No | Statement | Score from Validator 1 | Score from Validator 2 | Mean score scale | Result |
|----|-----------|------------------------|------------------------|------------------|--------|
|----|-----------|------------------------|------------------------|------------------|--------|

| | | | | | |
|----|---|---|---|-----|--------------|
| 1. | The materials are printed using ISO standard size (A4, A5, or B5). | 3 | 4 | 3.5 | Enough Valid |
| 2. | The settings of the cover, unit title, sub-unit title, illustration, picture explanation, and page number are proportional and do not disturb the students during the learning process. | 4 | 4 | 4 | Valid |
| 3. | The use of letter/character variation (bold, italic, capital) is appropriate and do not too various in type and colour. | 4 | 4 | 4 | Valid |
| 4. | The illustrations (picture, graphic, table, etc.) are aesthetic and functional. | 5 | 4 | 4.5 | Valid |
| 5. | The colour of the book holistically and in each unit are proportional and do not disturb the students during the learning process. | 4 | 4 | 4 | Valid |
| 6. | The whole design of the module is holistically interesting. | 5 | 4 | 4.5 | Valid |

| |
|----------------------------|
| Total: 4.08 = Valid |
|----------------------------|

Based on the module's graphic feasibility assessment, the validation results show a valid score, which is (4.08). This module uses the Cambria font as the main font because of its ease of reading. In addition, the module is designed according to the needs of the book and is printed on A4 size paper. The use of bright color combinations in the module is also highlighted to add aesthetic value and visual appeal. The placement of visuals and other design elements is carefully considered, following the topic or section being studied, and paying attention to the balance, attractiveness, and motivation of students in learning. Thus, the module not only meets the graphic feasibility criteria, but also enhances the visual and aesthetic experience in learning.

The evaluation stage in this research is crucial to ensure that the blueprint and module that have been designed meet the desired quality standards. According to Cahyadi (2019) stated that evaluation is a process that is carried out to provide value to the development of teaching materials in the learning process. Therefore Aldoobie (2015) stated the importance of conducting a thorough evaluation at every stage of the learning process. This is to ensure that the instructional design and learning materials are appropriate to the needs of the learners and effective in helping them achieve the learning objectives. The evaluation process involves a careful assessment of both elements, with clear results confirming that they are achieving the expected level of validity. This validation is proof that the material prepared is in

accordance with the learning objectives and standards that have been set. This evaluation ensures that every step in the development of the material has been carried out correctly and in accordance with the learning needs. Thus, this evaluation supports that carefully designed learning materials are really in accordance with the learning objectives that have been set and are expected to make a positive contribution to achieving these learning goals.

E. Research Limitation

The results of the data from the research presented here highlight the limitations faced by researcher. Researcher have used the ADDIE model to develop the material. However, due to time limitation, the researcher was unable to carry out the implementation stage of the material that had been developed. As a result, researcher can only report the results in the form of module that have been created, without being able to observe the effectiveness of the module in the actual learning process. The researcher hopes that the next researcher can continue the implementation of the module that has been developed, so that it can be directly evaluated regarding its effectiveness in improving learning. And in the video of the additional material listed in the module, it does not contain the values of religious moderation.

CHAPTER V

CLOSING

A. *Conclusion*

1. In the early stages of the research, the researcher conducted an analysis of student needs. The results of the analysis of student needs were obtained through questionnaires and document analysis. Initial findings of the study suggest that students express the need to integrate religious moderation values into module with the topic "Personal Letter". This integration was expected to create material content that focuses on the values of religious moderation, including tasks that reflect those values and use names, locations, or activities that support the nuances of religious moderation.
2. At the design stage, the researcher conducted a syllabus design that included the development of ELT (English Language Teaching) material that also integrated the values of religious moderation. The components in the syllabus design include unit titles, basic competences, learning outcomes, indicators, input, language focus & skill, religious moderation values, and learning activities.
3. The development stage was carried out by referring to the blueprint design that has been made previously to develop the textbook. The textbook developed by researcher mostly adopt a Project-Based Learning (PJBL) based learning approach. The researcher chose an appropriate method to integrate the values of religious moderation into

the textbook. During the development process, researcher selectively select the most suitable items to be included in the textbook. Factors such as color, style, font, animated images, use of character names, and other elements affect the overall look of the textbook.

4. The researcher conducted formative evaluations at each stage of the evaluation process. Before proceeding to the next stage, the results of data analysis at the analysis stage are submitted to the supervisor for review. The blueprint design submitted by the researcher for validation at the design stage initially obtained a validity level score of 3.90 after some adjustments. The resulting textbook are evaluated at the development stage, with the results showing high validity from various aspects: content feasibility (3.76), presentation feasibility (4.05), language feasibility (4), and graphic feasibility (4.08). Through a systematic development and revision process, the integrated English textbook has achieved the level of feasibility that has been validated by the validators.

B. *Implications of Research*

This research carries the background to integrate the values of religious moderation into the English teaching materials. The aim is not only to improve students' English language skills, but also to instill values of tolerance and build a better understanding of peaceful coexistence. This integrated teaching material are expected to help teachers teach English more efficiently. In addition to teaching materials, teachers will also get guidance to motivate and

instill the values of tolerance in students indirectly. For students, the benefits are not only limited to mastering good and correct English. Students will also gain knowledge about the importance of living in peace and tolerance. This will help students to be more open-minded and understand different cultural contexts in a better way.

C. *Recommendation*

This research suggests that the future researchers can continue further research by focusing on the implementation stage of English teaching materials that integrated with the values of religious moderation that have been developed. The next steps could include field testing to measure the effectiveness of the designed teaching materials, as well as collaboration with educators and communities to ensure relevance and proper application in formal education contexts. The researcher also hopes that the results of this study can be carried out in the process of being disseminated and it is hoped that it can be displayed and used not only in religion-based schools, but also in general. This recommendation also encourages training for English language teachers in facilitating learning that respects and promotes tolerance of religious, cultural and other differences. Thus, this research will not only contribute to the development of a more inclusive and empowering curriculum, but also make a positive contribution to the character building of students as agents of peace and understanding of diversity in an increasingly connected global society.

BIBLIOGRAPHY

- Abror, M. (2020). Moderasi Beragama Dalam Bingkai Toleransi. *RUSYDIAH: Jurnal Pemikiran Islam*, 1(2), 137–148. <https://doi.org/10.35961/rsd.v1i2.174>
- Abubakar, M., Husain, N. P., & Mardiana, M. (2022). Developing Higher Order Thinking Skills Test Instruments for English Speaking Classes: Sing a Song Material. *Eduvelop: Journal of English Education and Development*, 6(1), 40–54. <https://doi.org/10.31605/eduvelop.v6i1.1870>
- Ahmad, D. (2019). *Materials Development on English English Language Teaching* (Jemma (ed.)). Pusaka Almada.
- Aldoobie, N. (2015). ADDIE Model. *American International Journal of Contemporary Research*, 5(6).
- Andriani, F., & Puspitasari, D. (2024). *Integrating Religious Moderation Values in an English Course Book*. 5(1). <https://doi.org/10.35961/salee.v5i1.1093>
- Ayu Bintang Lestari, S., Saragih, S., & Hasratuddin, H. (2018). Developing Learning Materials Based on Realistic Mathematics Education with Malay Culture Context to Improve Mathematical Communication Ability and Self-Efficacy of Students in SMPN 2 Talawi. *American Journal of Educational Research*, 6(11), 1473–1480. <https://doi.org/10.12691/education-6-11-5>
- Basonggo, H., Said, M. M., & Dewi, A. K. (2016). Developing Writing Skill of Grade VIII Students Through Personal Letter. *Journal of English Language Teaching Society (ELTS)*, 4(1), 1–11. <https://media.neliti.com/media/publications/243210-none-42b02208.pdf>
- Bly, R. W. (2004). *Letter writing handbook* (Vol. 74, Issue 6).
- Cahyadi, R. A. H. (2019). Pengembangan Bahan Ajar Berbasis Addie Model. *Halaqa: Islamic Education Journal*, 3(1), 35–42. <https://doi.org/10.21070/halaqa.v3i1.2124>
- Creswell, J. W. (2014). *Research Design: Qualitative, Quantitative, and Mixed Methods Approaches* (V. Knight, J. Young, K. Koscielak, B. Bauhaus, M. Markanich, M. Dubowe, & A. Hutchinson (eds.); 4th Editio). SAGE

Publications, Inc.

- Ghufron, M. A. (2022). Incorporating Religious Moderation Values Through English Language Teaching (ELT) Instructional Materials to Prevent Religious Intolerance. *In The 1st International Conference on Cultures & Language (ICCL) "Global (Global & Local) Reinforcement of Religious Tolerance in Post Pandemic Era"*, 1(1), 562–574.
- Haryati, S. (2012). Research And Development(R & D) Sebagai Salah Satu Model Penelitian Dalam. *Academia*, 37(1), 13.
- Hasanuddin, Chairunnisa, Novianti, W., Edi, S., Suharti, A., Chayati, N., Hita, I. P. A. D., Saparuddin, Purwanto, E., Hadiningrum, L. P., Febriana, A., Purnamaningsih, P. E., & Wismayanti, K. W. D. (2022). *Perencanaan Pembelajaran (Kurikulum Merdeka Belajar)* (F. N. Kartikasari & D. N. Hidayat (eds.)). PT Sada Kurnia Pustaka.
- Ilmiah, N., Islam, U., Alauddin, N., Nur, N. A., Islam, U., & Alauddin, N. (2013). *Materials Dealing With 2013 Curriculum*. 2003(20), 67–78.
- Kaharuddin, & Yassi, A. H. (2018). *Syllabus Design for English Language Teaching* (Second Edi). Prenadamedia Group.
- Kemenag, R. I. (2019). *Tanya Jawab Moderasi Beragama*. Badan Litbang dan Diklat Kementerian Agama RI.
- Krisdian, J. E., Mukarto, F. X., & Yuniarto, L. A. C. (2022). Module and Lesson Unit Templates in the Course Book English in Mind: A Content Analysis. *Indonesian Journal of English Language Studies (IJELS)*, 8(2), 104–113. <https://doi.org/10.24071/ijels.v8i2.5906>
- Kurnia, T. D., Lati, C., Fauziah, H., & Trihanton, A. (2019). Model ADDIE Untuk Pengembangan Bahan Ajar Berbasis Kemampuan Pemecahan Masalah Berbantuan 3D. *Seminar Nasional Pendidikan Matematika*, 1(1), 522.
- McDonough, J., Shaw, C., & Masuhara, H. (2013). *Materials and Methods in ELT*.
- Miles, M. B., Huberman, A. M., & Saldana, J. (2014). *Qualitative Data Analysis* (H. Salmon, K. Perry, K. Koscielak, L. Barret, & A. Hutchinson (eds.); Third edit). SAGE Publications, Inc.
- Nikoopour, J., & Farsani, M. A. (2011). English language teaching material development. *Journal of Language and Translation*, 2(2), 1–12. http://ttlt.azad.ac.ir/article_531664_a5cf544dbdb1db8fde9616f545009c0e.pdf

- Ningsih, P. H. (2015). Pengaruh Penggunaan Modul Dan Penggunaan Buku Paket Terhadap Prestasi Belajar Mata Pelajaran IPS Siswa Kelas V SDN Sukabumi 10. *Jurnal Penelitian Dan Pendidikan IPS (JPPI)*, 9(2), 1210–1218.
- Nirwana, N., & Darmadali, W. S. (2021). Instilling Religious Moderation Value in ELT through Cross-Cultural Understanding Course. *Elsya : Journal of English Language Studies*, 3(2), 117–125. <https://doi.org/10.31849/elsya.v3i2.6780>
- Núñez, P. A., Fernanda, M., & Téllez, T. (2009). ELT Materials: The Key to Fostering Effective Teaching and Learning Settings Materiales para la enseñanza del inglés: la clave para promover ambientes efectivos de enseñanza y aprendizaje. *Profile Issues in Teachers Professional Development*, 11(2), 171–186.
- Nurdiani, N. (2014). Teknik Sampling Snowball dalam Penelitian Lapangan. *ComTech: Computer, Mathematics and Engineering Applications*, 5(2), 1110. <https://doi.org/10.21512/comtech.v5i2.2427>
- Nurpahmi, S., Aliyah Nur, N., Rahayu, D., Apriani, S., Auni, B. A., Mr, K., Sahid, M., & Al-Munawar, A. (2022). *Integrating Islamic Values Into ELT Materials for the Eleventh-Grade Students of Mahyajatul Qurra' Islamic Boarding School Takalar*. 2(1993), 650–668.
- Pelu, H., & Nur, N. (2022). Penerapan Moderasi Beragama Dalam Pembelajaran Bahasa Inggris Di Madrasah. *Educandum*, 8(2), 246. <https://blamakassar.e-journal.id/educandum/article/view/888%0Ahttps://blamakassar.e-journal.id/educandum/article/download/888/459>
- Prawiyogi, A. G., Sadiyah, T. L., Purwanugraha, A., & Elisa, P. N. (2021). Penggunaan Media Big Book untuk Menumbuhkan Minat Membaca di Sekolah Dasar. *Jurnal Basicedu*, 5(1), 446–452. <https://doi.org/10.31004/basicedu.v5i1.787>
- Rahmadi. (2011). Pengantar Metodologi Penelitian. In *Antasari Press*. [https://idr.uin-antasari.ac.id/10670/1/PENGANTAR METODOLOGI PENELITIAN.pdf](https://idr.uin-antasari.ac.id/10670/1/PENGANTAR%20METODOLOGI%20PENELITIAN.pdf)
- Rochmah, U. A., & Marno, M. (2023). Studi Analisis Integrasi Nilai-Nilai Moderasi Beragama dalam Buku Ajar Pendidikan Agama Islam dan Budi Pekerti Kelas II Sekolah Dasar Edisi Revisi Tahun 2017. *DAYAH: Journal of*

- Islamic Education*, 6(1), 130. <https://doi.org/10.22373/jie.v6i1.16386>
- Saputera, abdur rahman adi, & H. Djauhari, M. S. (2021). Potret Pengarusutamaan Moderasi Beragama. ... *Moderasi Beragama ...*, 01(1), 41–60. <https://ejournal.metrouniv.ac.id/index.php/moderatio/article/view/3351>
- Saputri, I. T., & Kamsinah. (2018). Developing of English Language Printed Material Based on 2013 Curriculum: on Giving Expression About Congratulating and Complimenting Others. *ETERNAL (English, Teaching, Learning and Research Journal)*, 4(1), 85–106. <https://doi.org/10.24252/eternal.v4i1.2018.a7>
- Sholeh, M. B., Ahsin, N., Alany, Z., & Fatimah, F. (2022). The Integration of Religious Moderation Values in English Language Teaching in Madrasah. *Proceedings of the International Conference on Madrasah Reform 2021 (ICMR 2021)*, 633(Icmr 2021), 178–185. <https://doi.org/10.2991/assehr.k.220104.027>
- Sugiyono. (2013). *Metode Penelitian Kuantitatif, Kualitatif dan R&D*. Alfabeta.
- Tomlinson, B. (2011). *Material Development in Language Teaching (second edition)*.
- Tsuraya, A. S., Shofa Tsuraya, A., Ah, M. ', Salsabila, D., Negeri, U. I., & Makassar, A. (2022). Designing English Language Teaching (ELT) Materials for Non-English Department. *Proceeding of the 3rd International Conference on English Language Education (ICONELE), 2017*, 186–194. <https://www.researchgate.net/publication/367052072>
- Wasimin, W. (2022). Project Based Learning As a Media for Accelerating the Achievement of Profil Pelajar Pancasila in the Program Sekolah Penggerak. *International Journal of Social Science*, 1(6), 1001–1008. <https://doi.org/10.53625/ijss.v1i6.1924>
- Yusti, A., & Ika, S. (2022). Internalizing Religious Moderation Values through Project-Based Learning in English Language Teaching: A Literature Review. ... *Conference on Cultures & Languages (ICCL)*, 575–594. <https://ejournal.uinsaid.ac.id/index.php/iccl/article/view/5788>

APPENDICES

INTERVIEW TRANSCRIPT FOR PRELIMINARY RESEARCH

- Researcher** : What teaching materials did the English teacher use at MAS Madani Alauddin Pao-Pao?
- Teacher** : Teaching material *yang digunakan, karena masih menggunakan K13 sehingga dominannya pada materi yang sudah tertuang di setiap KD (Kompetensi Dasar) per-mata Pelajaran. Hal tersebut menjadi ruang untuk menanamkan suatu karakter pada siswa. Dalam K13 juga memuat pendidikan karakter, diantaranya karakter ketuhanan. Hal tersebut ada kaitannya dengan moderasi kita sampaikan. Disitu sisipkan waktu untuk siswa mendapatkan karakter terkait hubungan secara vertical, contohnya seperti ketuhanan. Kemudian hubungan secara horizontal misal bermasyarakat. Ya, hal tersebut bersifat secara umum tetapi guru juga diberikan kebebasan untuk mengembangkan sendiri terkait moral dan juga terkait hal yang bersifat karakter.*
- Researcher** : Does the book include religious moderation such as names, places, or events from various religions?
- Teacher** : *Iya. Hal tersebut sudah termasuk dalam P5RA yaitu Pendidikan Profil Pancasila dan Rahmatan Lil'alamin, dalam hal ini siswa diberikan pemahaman terkait toleransi, moderasi, dan seterusnya.*
- Researcher** : *Jadi, do you agree with the integration of religious moderation in the teaching material, Sir?*
- Teacher** : *Ya ya I agree and that is an important thing to develop the character of the students I think it is a good idea. Saya kira itu memang bagus karena memang perlu di kembangkan.*
- Researcher** : *Oke kemudian lalu, what are the obstacles experienced by the teachers in teaching related to the teaching materials used, especially those related to the lack of*

integration of religious moderation in the teaching materials?

- Teacher** : *Oo secara special ya.*
- Researcher** : *Iye.*
- Teacher** : *Kalau poinnya poin dari pertanyaan bisa.*
- Researcher** : *Jadi Sir, tantangan apa...rintangan apa yang eeee teacher hadapi eeee selama mengajarkan ELT material ini dan kemudian eee telebih lebih eeee especially eeee kemudian eee especially ee kurangnya pemahaman siswa dalam religious moderation ini maksudnya belum di integrasikan, Sir.*
- Teacher** : *Ya iya tantangannya eee memang untuk memahami siswa itu. Memang awal-awalnya agak kesulitan tapi setelah kita berikan sosialisasi dan kemudian apa eee manfaat-manfaat serta eee tujuan-tujuan dari materi itu mereka secara bertahap yaa dia mendukung artinya mereka dukung dengan baik baik. Memang diawal-awal memang ee sedikit apa ee ada kendala tapi itu hal yang biasa yaa kita sebagai guru yaa tentunya kita ketahui dengan memberikan pendekatan dan metode dan seterusnya.*
- Researcher** : *Oooooiyee ee jadi awalnya berawal dari di sosialisasikan.*
- Teacher** : *Iya.*
- Researcher** : *Kemudian diterima dengan baik.*
- Teacher** : *Iya betul-betul.*
- Researcher** : *Ooo iyee ee, jadi Sir eee pertanyaan selanjutnya, do you agree with the integration of religious moderation in students' English books? Especially kepada students yang kita ajar, Sir?*
- Teacher** : *Iya sangat setuju karena memang eee apa... tuntutan dan tuntutan sekarang memang kita memang harus bisa secara personal memiliki tuntutan untuk bisa ber apa ya...*

iyaa di terima semua kalangan dan ini saya sangat saya setuju, bukan setuju memang saya pernah juga ikut di kegiatan apa itu yang mengsosialisasikan terkait keberagaman.

- Researcher** : *Jadi Sir nanti eee kita setuju dengan mengeintegrasikan religious moderation ini?*
- Teacher** : *Iya.*
- Researcher** : *Biasanya Sir kalau kalau dalam apaa eee ketika mengajarki itu biasanyaa eee tugas seperti apa yang diberikan kepada siswa?*
- Teacher** : *Gimana? Coba diulang!*
- Researcher** : *Tugasnya, Sir. Ketika Sir mengajar itu tugas yang diberikan itu tugas seperti apa? Apakah eee kayak eee diinstruksikan untuk belajar mandiri atau masih kita bimbing?*
- Teacher** : *Oiyaaaa ini jadi saya gunakan eee kelompok. Jadi ee mereka ee apa namanyaa kita memberikan stimulus memberikan apa namanya eee apa namanya eee semacam clue jadi mereka yang mencari sendiri dengan menggunakan eee model-model pembelajaran secara grouping. Ada beberapa model grouping, guru tidak terlalu banyak menerangkan dan siswa yang lebih dominan aktif.*
- Researcher** : *Bagaimana tanggapan anda tentang perbedaan antara penerapan ataupun implementasi Islamic values dan moderasi beragama? Karena kalau dilihat lihat samaji karena di kampus ada juga yang membahas tentang Islamic values.*
- Teacher** : *Ohiya sebenarnya sama, sebenarnya kalau diliat apa namanya intinya itu perbedaannya sedikit dan kebanyakan sama. Prinsip prinsip kemanusiaan biasanya moderasi. itu ia lebih banyak sisi sisi kemanusiaan dan tadi dengan nilai nilai apa tadi yaa,, Islamic values,*

sebenarnya islam itu rahmatan lil 'alamin, konsepnya rahmatan lil 'alamin.

Researcher : *Oooo jadi kalau konsep moderasi beragama itu lebih ke nilai nilai kemanusiaan sedangkan Islamic values lebih ke agama islam.*

Teacher : *Ya. Kompetensi personal secara sribu artinya yang dimiliki seseorang itu karena mengantarkan dia menerima, artinya kalau dia kompetensi spiritualnya bagus dia juga dapat menerima berbagai keberagaman, ini konsep spiritual, karena saya juga banyak mengikuti terkait moderasi tapi jangan terlalu jauh dibawa.*

Researcher : *Selama pengajaran, Sir menggunakan RPP ataupun silabus, apakah bisa minta RPP dan silabusnya, Sir?*

Teacher : *Sebenarnya kan acuan dasarnya silabus nah dari silabus itu di grupkan menjadi rancangan toh, RPP itu lesson plan jadi untuk aktivitas dikelas itu rancangannya mengikuti RPP tapi acuan membuat RPP itu silabus.*

Supported by:

- Book and syllabus files used for teaching and learning English for the eleventh grade students.
- Recording of the interview process.

QUESTIONNAIRE FOR PRE-LIMINARY RESEARCH

| NATIONAL COMMITMENT |
|--|
| 1. I am proud of my country. |
| 2. I like local products. |
| 3. I am disturbed when I see my friends violating the rules at school. |
| 4. I skip the mandatory scout activities at school because I feel I have human rights. |
| 5. When I am late for the routine ceremony every Monday, I do not get punished. |
| TOLERANCE |
| 1. I feel annoyed if my friend has a different opinion from me. |
| 2. I feel unhappy if my friend is smarter than me. |
| 3. I accept the good behavior of all my friends regardless of their religions. |
| 4. I am reluctant to congratulate friends of different religions who are celebrating their religious holidays. |
| 5. I donate to friends who are less fortunate even though they have different religions from me. |
| NON VIOLENCE |
| 1. I have been bullied but did not report it to the teacher. |
| 2. I have participated in bullying a friend in a group. |
| 3. I have been involved in a fight. |
| 4. I have reported incidents of violence that occurred at school to the teacher. |
| 5. I have seen my friends being bullied but did not dare to report it to the teacher. |
| ACCOMMODATING LOCAL CULTURE |

| |
|---|
| 1. I get annoyed if a friend uses the dialect of their village. |
| 2. I never make fun of people who are of a different ethnicity from me. |
| 3. I am more interested in learning about foreign cultures than local cultures. |
| 4. I know more about modern songs than traditional songs. |
| 5. I understand the <i>barasanji</i> tradition in the implementation of Islamic activities. |

Appendix 3**QUESTIONNAIRE FOR STUDENTS****INTRODUCTION**

This questionnaire was given to collect thesis research data from the Department of English Education, Alauddin State Islamic University, Makassar entitled "Developing Suggested ELT Material Based on Religious Moderation for the Eleventh Grade Students at MAS Madani Alauddin Pao-Pao" and aims to determine the needs of students in English subjects for Eleventh grade MA students Class 2023-2024. Therefore, answer the questions below by giving a check mark (√) the conditions you face while learning English in class. I hope you answered each of the questions below honestly and in accordance with the facts you have gathered to help the researchers succeed.

BIODATA SURVEY:

First, please complete some information about yourself.

- FULL NAME :
- CLASS :

(Please tick the appropriate box for your answer)

A. THE ORGANIZATION MATERIAL

1. In your opinion, do the learning objectives need to be put in "*Personal Letter*"?

- Yes
- No

2. Related to the "*Personal Letter*" unit, what kind of exercises activities do you want?
- Individual
 - Pairs
 - Discussion (small group)
 - Project (big group)
3. Related to the "*Personal Letter*" unit, what kinds of tasks activities do you want?
- Making personal letter
 - Reading personal letter (surat pribadi)
 - Identifying the structure of the personal letter (surat pribadi)
4. Does the summary need to be put on the "*Personal Letter*" unit?
- Yes
 - No
5. What kinds of reflection do you want about the learning "*Personal Letter*" unit?
- Note-taking
 - Presentation
6. Does the glossary (words list) need to be put on the "*Personal Letter*" unit?
- Yes
 - No

B. CONTENT OF THE MATERIAL

7. Do you think the topic of "enlivening the August 17th event" should be added to the "*Personal Letter*" unit?
- Yes
 - Tidak
8. Do you think the discussion of "letter to attend religious event" should be included in the "*Personal Letter*" unit?
- Yes
 - No
9. Do you agree that the topic of "avoiding verbal abuse on social media" should be included in the "*Personal Letter*" unit?
- Yes
 - No
10. Do you agree that the topic of "*tahlilan*" should be added to the "*Personal Letter*" unit?
- Yes
 - No

C. LEARNERS' CHARACTERISTIC

11. About the learning style, do you like learning by using?
- Visual (Pictures, graphs, charts, etc.)
 - Auditory (videos, discussions, etc.)
 - Kinesthetic (plays, experiments, etc.)
12. In what way do you like to learn "*Personal Letter*"?

- Through playing games
- Through practicing directly
- Through listening materials
- All of them true

13. About learning "*Personal Letter*," what kinds of learning material form do you want as your learning preference?

- Texts
- Pictures
- All of them true

14. In your mind, do you experience the following problems in learning English, especially "*Personal Letter*"?

- Lack of vocabulary knowledge
- Uninteresting topics/bored material
- Unfamiliar context
- Uncommon word combination
- Too many have the same meaning

Appendix 4

Need Analysis Result

| The Organization Material | | |
|---------------------------|---|---|
| Num. | Questions | Answers |
| 1. | In your opinion, do the learning objectives need to be put in "Personal Letter"? | <ul style="list-style-type: none"> ○ Yes = 90% ○ No = 10% |
| 2. | Related to the "Personal Letter" unit, what kind of exercises activities do you want? | <ul style="list-style-type: none"> ○ Individual = 33.3% ○ Pair = 33.3% ○ Discussion (small group) = 30% ○ Project (big group) = 3.3% |
| 3. | Related to the "Personal Letter" unit, what kinds of tasks activities do you want? | <ul style="list-style-type: none"> ○ Making a Personal Letter = 66.7% ○ Reading a Personal Letter = 26.7% ○ Identifying the structure of the Personal Letter = 6.7% |
| 4. | Does the summary need to be put on the "Personal Letter" unit? | <ul style="list-style-type: none"> ○ Yes = 90% ○ No = 10% |
| 5. | What kinds of reflection do you want about the learning "Personal Letter" unit? | <ul style="list-style-type: none"> ○ Note-taking = 66.7% ○ Presentation = 33.3% |
| 6. | Does the glossary (words list) need to be put on the "Personal Letter" unit? | <ul style="list-style-type: none"> ○ Yes = 93.3% ○ No = 6.7% |
| Content of The Material | | |
| 7. | Do you think the topic of "enlivening the August 17th event" should be added to the "Personal Letter" unit? | <ul style="list-style-type: none"> ○ Yes = 63.3% ○ No = 36.7% |
| 8. | Do you think the discussion of "letter to attend religious event" should be included in the "Personal Letter" unit? | <ul style="list-style-type: none"> ○ Yes = 63.3% ○ No = 36.7% |

| | | |
|---------------------------------|---|--|
| 9. | Do you agree that the topic of "avoiding verbal abuse on social media" should be included in the " <i>Personal Letter</i> " unit? | <ul style="list-style-type: none"> ○ Yes = 70% ○ No = 30% |
| 10. | Do you agree that the topic of " <i>tahlilan</i> " should be added to the " <i>Personal Letter</i> " unit? | <ul style="list-style-type: none"> ○ Yes = 53.3% ○ No = 46.7% |
| Learners' Characteristic | | |
| 11. | About the learning style, do you like learning by using? | <ul style="list-style-type: none"> ○ Visual (Pictures, graphs, charts, etc.) = 83.3% ○ Auditory (videos, discussions, etc.) = 70% ○ Kinaesthetic (plays, experiments, etc.) = 60% |
| 12. | In what way do you like to learn " <i>Personal Letter</i> "? | <ul style="list-style-type: none"> ○ Through playing games = 16.7% ○ Through practicing directly = 30% ○ Through listening materials = 16.7% ○ All of them true = 36.7% |
| 13. | About learning " <i>Personal Letter</i> ," what kinds of learning material form do you want as your learning preference? | <ul style="list-style-type: none"> ○ Texts = 23.3% ○ Pictures = 16.7% ○ All of them true = 60% |
| 14. | In your mind, do you experience the following problems in learning English, especially " <i>Personal Letter</i> "? | <ul style="list-style-type: none"> ○ Lack of vocabulary knowledge = 60% ○ Uninteresting topics/bored material = 6.7% ○ Unfamiliar context = 13.3% ○ Uncommon word combination = 10% ○ Too many have the same meaning = 10% |

Appendix 5

Syllabus Design of Unit 5 “Personal Letter”

Name of School : MAS Madani Alauddin Pao-Pao

Subject : English

Class : XI

Time Allotment : 6 x 45

| Unit Title | Basic Competences | Learning Outcomes | Indicator | Input | Language Focus & Skills | Religious Moderation | Learning Activities |
|------------------------|---|---|--|---|--|--|---|
| Personal Letter | 3.6 Distinguish the social function, text structure and language elements of some special texts in the form of personal letters by giving and receiving information related to the activities | Students are able to: <ul style="list-style-type: none"> • Understand the social function of Personal Letter based on religious moderation • Understand the text structure of Personal Letter based on religious moderation | Students are expected to be able to: <ul style="list-style-type: none"> • Understand the social function of Personal Letter based on religious moderation • Understand the text structure of Personal Letter based | <ul style="list-style-type: none"> • Topic of personal letter • Video • Picture • List of vocabulary • Summary | <ul style="list-style-type: none"> • Time signal (<i>present and future</i>) • Singular and plural (<i>I, you, him/her, them, etc.</i>) • Conjunction (<i>and,</i> | <ul style="list-style-type: none"> • National commitment • Tolerance • Non-violence • Acceptance of local traditions and culture | <p>First meeting (2x45 minutes)</p> <p>Determining the topic:</p> <ul style="list-style-type: none"> • Activity 1: Students look at the picture regarding some types of letters, and ask their opinion with some questions about personal letter. |

| | | | | | | | |
|--|--|---|---|--|---|--|---|
| | <p>of oneself and those around them, according to the context in which they are used.</p> | <ul style="list-style-type: none"> • Understand the language elements of Personal Letter based on religious moderation | <p>on religious moderation</p> <ul style="list-style-type: none"> • Understand the language elements of Personal Letter based on religious moderation | | <p><i>or, but, etc.)</i></p> <ul style="list-style-type: none"> • Preposition (<i>in, at, on, etc.</i>) | | <p>Pre-communication</p> <ul style="list-style-type: none"> • Activity 2: Students work individually to analyze the social function and the topic of personal letter, and will present their result about the personal letter in front of teacher and friends. |
| | <p>4.6 Text of Personal Letter</p> <p>4.6.1 Examine the contextual meaning related to social functions, text structure, and language elements of</p> | <ul style="list-style-type: none"> • Identify the meaning of personal letter related to the social function, text structure, and language elements based on religious moderation • Design an oral | <ul style="list-style-type: none"> • Identify the meaning of personal letter related to the social function, text structure, and language elements based on religious moderation • Design an oral | | <ul style="list-style-type: none"> • Speech, word stress, spelling, intonation, punctuation, word formation, handwriting. • Reading • Listening • Writing • Speaking | | <ul style="list-style-type: none"> • Activity 3: Students work in pairs to analyze the text structure of personal letter, and will present their result |

| | | | | | | | |
|--|--|---|---|--|--|--|---|
| | <p>special text in the form of personal letter related to the activities of oneself and those around them.</p> <p>4.6.2 Construct the special texts in the form of personal letter related to the activities of oneself and those around them, oral</p> | <p>personal letter related to the social function, text structure, and language elements based on religious moderation</p> <ul style="list-style-type: none"> • Making a written personal letter related to social function, text structure, and language elements based on religious moderation | <p>personal letter related to the social function, text structure, and language elements based on religious moderation</p> <ul style="list-style-type: none"> • Making a written personal letter related to social function, text structure, and language elements. • Present the result of the | | | | <p>about personal letter text structure in front of teacher and friends.</p> <ul style="list-style-type: none"> • Activity 4: Students work in pairs to analyze the language elements of personal letter, and will present their result about personal letter language elements in front of teacher and friends. <p><u>Second Meeting</u> <u>(2x45 minutes)</u></p> |
|--|--|---|---|--|--|--|---|

| | | | | | | | |
|--|--|--|---|--|--|--|--|
| | <p>and written, taking into account social functions, text structure, and language elements, correctly and according to context.</p> | <ul style="list-style-type: none"> • Present the result of the personal letter orally related to the social function, text structure, and language elements based on religious moderation • Present the result of the personal letter in written related to the social function, text structure, and | <p>personal letter orally related to the social function, text structure, and language elements based on religious moderation</p> <ul style="list-style-type: none"> • Present the result of the personal letter in written related to the social function, text structure, and language elements based on | | | | <p><i>Determining the basic question</i></p> <ul style="list-style-type: none"> • Activity 5: Students work in pairs to answer the questions about the related expression that match with the purpose of the personal letter. <p><i>Design the project plan</i></p> <ul style="list-style-type: none"> • Activity 6: Students designing an oral personal letter by paying attention to the social function, text structure, and language |
|--|--|--|---|--|--|--|--|

| | | | | | | | |
|--|--|---|-------------------------|--|--|--|--|
| | | language elements religious moderation | religious moderation | | | | <p>elements, then present it in front of teacher and friends.</p> <ul style="list-style-type: none">• Activity 7: Each students will create a personal letter creatively and interestingly with the theme that they have chosen, then will give the letter to their partner before. |
|--|--|---|-------------------------|--|--|--|--|


| | | | | | | | |
|--|--|--|--|--|--|--|---|
| | | | | | | | <p><u>Third Meeting</u> <u>(2x45 minutes)</u> <i>Test result</i></p> <ul style="list-style-type: none">• Activity 8: Students work individually to analyze the social function, text structure, and language elements of personal letter that their partner have been created. Then students present the analysis result and the letter from each partner by read the letter in front of teacher and friends and paying attention |
|--|--|--|--|--|--|--|---|

| | | | | | | | |
|--|--|--|--|--|--|--|--|
| | | | | | | | <p>to the appropriate word stress, spelling, and intonation.</p> <p><i>Evaluating Experiences</i></p> <ul style="list-style-type: none">• Activity 9: Each students do a peer assessment regarding to their partner behaviour during the122roject.• Activity 10: Students write down their own reflection and opinion about learning process |
|--|--|--|--|--|--|--|--|

| | | | | | | | |
|--|--|--|--|--|--|--|-----------------------------|
| | | | | | | | of personal letter unit. |
|--|--|--|--|--|--|--|-----------------------------|

Appendix 6

Existing Textbook Unit 5 “Personal Letter”



G Formative Assessment

I can do this.

Complete these statements.

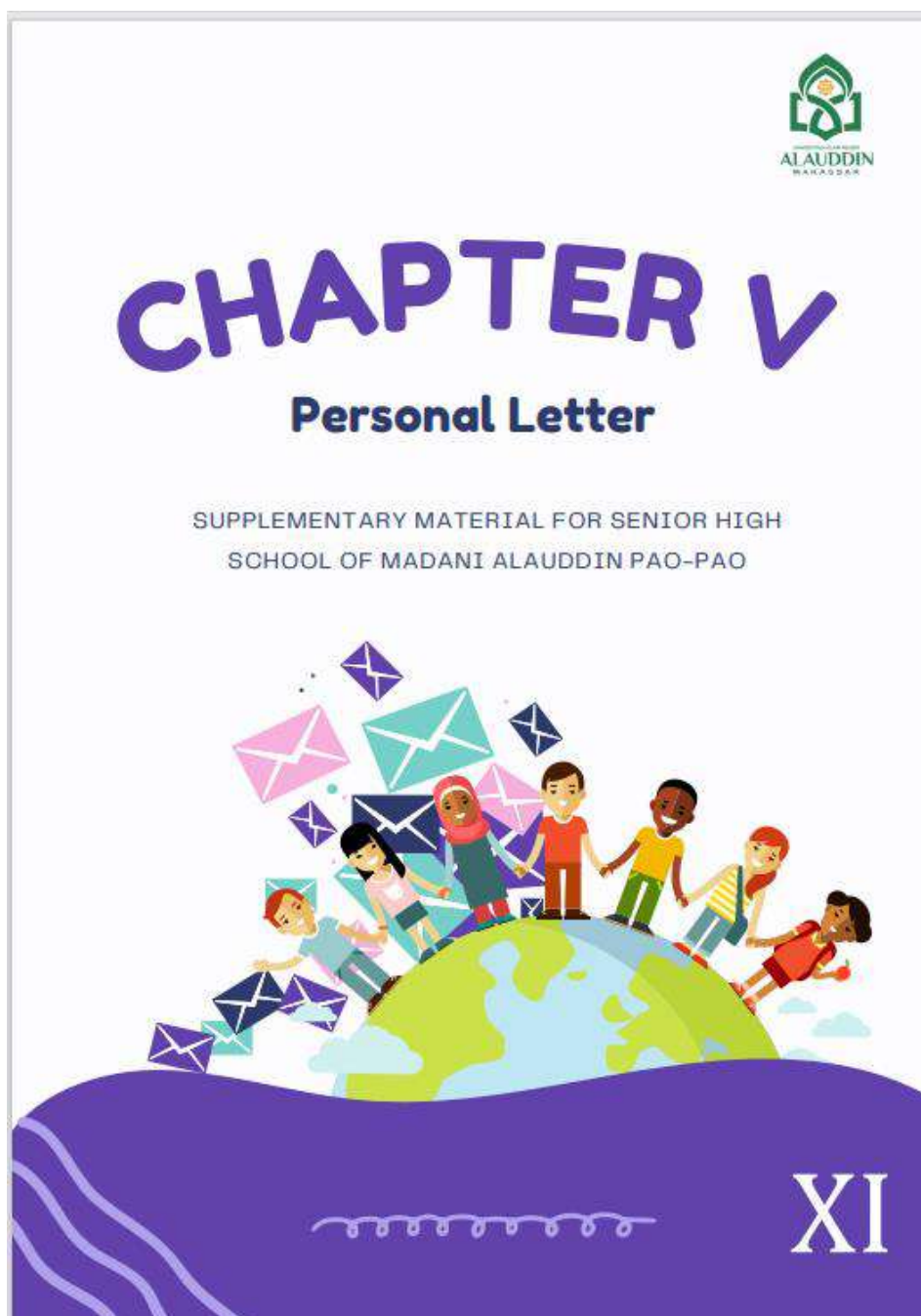
1. The most interesting thing I learnt in this chapter was _____.
2. The part I enjoyed most was _____.
3. I would like to find more about _____.
4. The hardest part in this chapter was _____.
5. I need to work harder at _____.

Read the statements below and tick (✓) the option that is most applicable to you.

| | Definitely | Yes | Maybe | No | Not at all |
|--|------------|-----|-------|----|------------|
| The story was easy to understand. | | | | | |
| I can tell the difference between formal and personal letters. | | | | | |
| I can write personal letters. | | | | | |
| I like writing reflections. | | | | | |
| I will continue writing reflections. | | | | | |

My plan to overcome the difficulties of this chapter

Design Textbook





Standard Competences

- Standard Competence 1&2: Respect and live the teachings of the religion they profess and appreciate and live honest, disciplined, polite, confident, caring, and responsible behaviour in interacting effectively in accordance with the development of children in the environment, family, school, community and surrounding natural environment, nation, country, and regional region.
- Standard Competence 3: Understand and apply factual, conceptual, procedural, and metacognitive knowledge at simple technical and specific levels based on curiosity about science, technology, art, culture with humanitarian, national, and state insights related to visible phenomena and events.
- Standard Competence 4: Demonstrate the skills of reasoning, processing, and presenting creatively, productively, critically, independently, collaboratively, and communicatively, in the concrete realm and abstract realm in accordance with those learned in school and other similar sources in a theoretical point of view.

Basic Competences

- 3.6 Distinguish social function, text structure and language elements of some special texts in the form of personal letters by giving and receiving information related to the activities of oneself and those around them, according to the context in which they are used.
- 4.6 Text of Personal Letter
- 4.6.1 Capture the contextual meaning related to social functions, text structure, and language elements of special text in the form of personal letter related to the activities of oneself and those around them.



4.6.2 Compile the special texts in the form of personal letter related to the activities of oneself and those around them, oral and written, considering the social functions, text structure, and language elements, correctly and according to context.

Language Focus & Skills

- Time signal (present and future).
- Singular and plural (I, you, him/her, them, etc.).
- Conjunction (and, or, but, etc.).
- Preposition (in, at, on, etc.).
- Speech, word stress, spelling, intonation, punctuation, word formation, handwriting.
- Reading
- Listening
- Writing
- Speaking



Learning Outcomes

Students are able to:

- Understand the social function of Personal Letter based on religious moderation.
- Understand the text structure of Personal Letter based on religious moderation.
- Understand the language elements of Personal Letter based on religious moderation.
- Identify the meaning of personal letter related to the social function, text structure, and language elements based on religious moderation.
- Designing an oral personal letter related to the social function, text structure, and language elements based on religious moderation.
- Making a written personal letter related to social function, text structure, and language elements based on religious moderation.
- Present the result of the personal letter orally related to the social function, text structure, and language elements based on religious moderation.
- Present the result of the personal letter in written related to the social function, text structure, and language elements based on religious moderation.



PERSONAL LETTER

Determine the Topic

➤ Social Function of Personal Letter

Personal letters are letters that are written to people we know such as friends, parents, siblings, and cousins.



Letters are not only written to inform, but to strengthen the bond between two people writing to each other.

➤ Structure Text of Personal Letter

- **Date**
Date when the letter is written [top left].
- **Address**
Place where you are writing from [top right].
- **Salutation & Name**
Greeting and the person's name you are writing to.
- **Introduction**
The opening of the letter usually starts with "how are you" or refers to previous letter.
- **Body**
The main part of the letter includes what you want to write to the other person.
- **Closure**
The part indicates the letter is going to end.
- **Complementary close**
Short expression like "lot of love", "sincerely yours", etc.
- **Signature**
Signature or initials of the writer
- **Postscript P.S.**
After thought in a letter, you begin with P.S. and end it with your initials.





➤ Language Elements of Personal Letter

Sentence Structure

- Accuracy of grammar is important.
- Complete sentences are expected.
- Slang can be used.
- Use the contractions such as "I'll", "I'm", "we'll", etc.
- Use personal pronouns such as "I", "you", "we", etc.
- Use active voice.



Sentence Style

- Language use may be personal like first and second person pronouns.
- Be warm.
- Use the person's name you are writing to.
- Vary sentence length.
- Write in a natural, conversational style.
- Let your personality shine through in your writing.

Scan the barcode for more explanation!



<https://youtu.be/Q6iGzajTKB?si=Y-WfVwql6C7ZngUN>



Activity 1



Let's pay attention to some types of letters below!

Your address:
Phone:
Email:

Mr. Samuel
Director of the English Department
London

Date: 17th July, 2013

Dear Mr. Samuel:

I am writing to apply for the post of the English language instructor which I saw advertised in the July edition of the magazine ESL Jobs. Please find my enclosed CV.

I feel I have the required qualifications. I have master's degrees in English and Linguistics. I have also worked extensively with ESL students in India, China and Taiwan.

Since my master's program at the University of Oxford included psychology besides literature and linguistics, I have an in-depth understanding of the way young adults behave and the factor that affect their cognitive and psychological development. I have always been able to establish excellent working relationships with my students and their parents. In addition, I have traveled extensively and enjoy meeting new people.

Should you be interested in my qualifications and experience as a teacher, please do not hesitate to contact me at 735-6453.

I look forward to hearing from you.

Yours sincerely
Stella Moreno

Source: Pinterest



HERMAN ADELPHI

Carly Ferris
 Department Head
 Salem Court Industries
 408 Byers Lane Sacramento, CA 94260
 +246-810-1214

January 5, 2025

To Ms. Ferris:

Kindly accept this letter as my formal resignation as a staff member of Salem Court Industries. My last day is expected to be on January 13, 2025, two weeks from today.

I am incredibly grateful for the opportunities that I have been given in this post. I value the insights that I have learned, and I expect them to help me in my future endeavors. I would also like to thank you for being supportive of my professional growth. I have enjoyed working with you and the rest of the team.

Let me know how I can help in making the transition of responsibilities as seamless as possible for everyone involved. Thank you.

Best wishes,

Herman Adelphi
 Herman Adelphi

+121-456-7890
 @realitygreatstate
 hello@realitygreatstate.com

Source: Canva



36 North Road,
Electra Street,
Abu Dhabi
27 July 2000

Dear Aelia,

It has been a long time since I saw you. I am just waiting for my holidays to get over and meet you soon. I hope the work has been going well for you at office.

There's only few days left in my holidays and after that it's back to work. I've bought lots of stuff for you.

Yours sincerely,
Maria

Source: Pinterest

After paying attention to the pictures, answer the questions below!

1. Can you identify what kind of letters are above?
2. From the several types of letters above, which one do you think is included in a personal letter?





Pre-Communication

Activity 2



Work in individually then read and analyze the sample of personal letter below! Determine the topic of the personal letter and present the results of your analysis in front of the teacher and friends.

Malengkeri Street

Makassar, South Sulawesi

25th January 2024

Dear my friend, Jennie Kim

Hi friend, Assalamualaikum. How is your new school? I'm so excited to write this letter for you. As you know, a few more days are Indonesia's Independence Day. So, we were busy to prepare some activities for the day.

As usual, there will be many types of activities contested, and I plan to participate in sack racing and badminton competition. After that, I'll watch the marching band parade after the August 17 ceremony. Sounds fun, right?

What about you after moving abroad and being at your new school? I really look forward to a reply letter from you.

Lots of love,

Fatimah





Activity 3



Make a small group with your seatmate then arrange the random paragraph below into personal letter in order to correct text structure and present the result in front of the teacher and friends.

➤ First Personal Letter

29th November 2023

Dear, Hasan

Hi bro, how you doing? I hope this letter finds you well. I'm writing to extend a heartfelt invitation to you. As someone who values our friendship and respects your beliefs, I'd like to invite you to attend a religious event with me.

I am very happy and proud to invite you to attend this event. Your presence will be very important and valuable to me. I firmly believe that by directly experiencing different religious traditions, we can promote greater understanding and respect among us.

Please let me know if you're interested in attending, and if so, we can coordinate the details together. I'm looking forward to a replay from you as soon as possible.

The event, "*Ogoh-Ogoh*" Festival, is an important celebration in my faith tradition. While I understand that we may come from different religious backgrounds, I believe that sharing moments of spirituality and community can deepen our bond as friends and enrich our understanding of each other's beliefs.

Warm regards,

Made Cakra

Cargo Permai Street

Denpasar, Bali



➤ **Second Personal Letter**

25th November 2023

Dear my friend, Aisyah

Jl. Veteran 0629

Makassar, South Sulawesi

Hi Aisyah, how are you? I hope you and your family are doing well. I just wanted to share something meaningful with you that happened recently. I attended a seminar on "Avoiding Verbal Abuse on Social Media", and it was eye-opening.

I just realized that in today's world, where the digital landscape can sometimes feel like a minefield of negativity, it's important to equip ourselves with the tools to navigate it safely. This seminar shed light on strategies to deal with online hostility and how to promote positivity instead.

I'd love to catch up soon and share more about the seminar with you, and I'm grateful to have someone like you whom I can reach out to share my story and beliefs. I can't wait for a reply from you. You should also share your story with me, okay!

I thought of you during the seminar because I know how much you value kindness and respect, both online and offline. I believe that by sharing what I've learned, we can contribute to making the online world a better place.

With love,
Agatha





Activity 4

Make a small group with your seatmate then read and analyze the sample of personal letter below! Identify the language elements of the personal letter and present the results of your analysis in front of the teacher and friends.

Rustam Effendi Street

Sengkang, South Sulawesi

6th June 2022

Dear, Fatimah

Assalamualaikum Fatimah, how are you? It's been a long time since I last wrote you a letter. I just wanted to pass on the information that one of our old neighbours had just passed away. And I had just returned home after the *'tahlilan'*.

And you know, I just realized that not all Muslims actually do the *"tahlilan"*. At the funeral home, I met the son of the deceased who had been working outside the area for a long time. My mother talked with him for quite a while, including about the *"tahlilan"* tradition. To my mother, the son of the deceased told that where he worked, the tradition of *"tahlilan"* was not considered mandatory, and some even opposed it.

Maybe my thought was wrong, but I thought that the tradition of *"tahlilan"* was carried out by all Muslims after a family member passed away. This is because in my place, almost everyone carries out the tradition. Apparently, diversity is not only seen between religious people with different beliefs, but can also be found among people of the same religion. Despite sharing the same beliefs, there are still differences in religious traditions and practices.

What do you think about it? I really look forward to a reply letter from you. Take care of yourself!

Lots of love,

Aisyah



Fill in the table below by adjusting the language elements in the personal letter above!

| LANGUAGE ELEMENTS | |
|----------------------------|--|
| Singular and plural | 1. You 2. 3. 4. 5. |
| Conjunction | 1. And 2. 3. 4. 5. |
| Preposition | 1. On 2. 3. 4. 5. |



Determining the Basic Question

Activity 5



Make a small group with your seatmate then answer the table below about the expression may commonly use in personal letter whether it is in accordance with its purpose and decided is it the true or false!

| Expression | Purpose | True | False |
|---|----------------------|------|-------|
| Do you know that..... | To share information | | |
| I'm so happy to share this with you | To Apologize | | |
| I'm so sorry to tell you | To share good news | | |
| I think you should..... | To giving advice | | |
| I look forward for your replay | To ask for replay | | |
| That reminds me of.... | closing | | |
| I just want to tell you... | To share information | | |
| I'm really sorry | To apologize | | |
| That's all, I have to go now | closing | | |
| Well, I think maybe you have to.... | To gratitude | | |
| I'm sure that you'll be interested to know that.... | To share good news | | |





Design the Project Plan

Activity 6

Each students create an oral personal letter that contains Religious Moderation values by paying attention to the social function, text structure, and language elements then present it in front of the teacher and friends.



Activity 7

Each students create a written personal letter that will be given to their seatmate with creatively and interestingly that contains Religious Moderation values, by paying attention to the social function, text structure, and language elements.



**Test Result****Activity 8**

Work individually and analyze the social function, text structure, and language elements of personal letter that have been created by your partner before. Then present the letter from each partner and the analysis result in front of the teacher and friends.



| Analyze | Result |
|--------------------------|--------|
| Social Function | |
| Text Structure | |
| Language Elements | |





Evaluating Experiences

Activity 9

Provide an assessment of the behaviour of the groupmate during the project activities. You can use the peer-to-peer assessment table below by providing a check mark (√)!

| Indicator of Observation | 4 | 3 | 2 | 1 |
|--|---|---|---|---|
| My friend listened and respected the opinions of their groupmate | | | | |
| My friend provides idea or solutions in working on the project | | | | |
| My friend plays and active role in group work | | | | |
| My friend respect friends and teacher | | | | |
| My friend mastered the material well | | | | |



➤ **Assessment Rubric**

| Aspect | Criteria & Score | | | |
|-----------|---|---|---|--|
| | Very Good 4 | Good 3 | Enough 2 | Less 1 |
| Knowledge | Students show an excellent understanding of the material in the observation stage. | Students show a good understanding of the material in the observation stage. | Students show a fairly good understanding of the material in the observation stage. | Students have not shown an understanding of the material at the observation stage. |
| Attitude | Students can work together, be very independent and complete projects before the allotted time. | Students can work together, be independent and complete projects on time. | Students can work together but are still guided in completing the project within the specified time. | Students have not been able to work together and are still guided in completing the project according to the specified time. |
| Skills | The project results are precise, very creative and presented with the right linguistic rules. | The project results are precise, very creative and presented with inappropriate linguistic rules. | The results of the project are not precise. However, it is presented with the right linguistic rules. | The results of the project are not precise, not creative, and presented with inappropriate language rules. |



Furthermore, based on the assessment rubric above, the scoring is carried out with the following formula:

| Num. | Aspects | Score (1-4) |
|----------------------|-----------|-------------|
| 1. | Knowledge | |
| 2. | Attitude | |
| 3. | Skill | |
| Total score | | |
| Maximum score | | 12 |

Information:

$$\text{Final grade} = \frac{\text{Total Score}}{\text{Maximum Score}} \times 100$$



Activity 10

Let's evaluate your understanding and your learning process by answer the several questions below!

In the material that you have studied before, it contains the values of religious moderation, which in the material contains four indicators, namely:

1. National commitment; Activity 2
2. Tolerance; Activity 3
3. Non-violence; Activity 3
4. Acceptance of local traditions and culture; Activity 3

From the fourth indicators mentioned above, what values can you take from the material that has been studied before?





Do you understand
how to write a
personal letter?



Which part of the activity
did you think it was good?
And which part did you
think it was not good?

Which activity did
you find that it was
difficult?





Word List

| Words | Pronunciation | Meaning |
|--------------|---------------|-----------------|
| Signature | 'sɪɡnɪʃə | Tanda tangan |
| Contractions | kən'trækʃənz | Kontraksi |
| Analyze | 'ænləɪz | Menganalisis |
| Determine | dɪ'tɜːmɪn | Tentukan |
| Excited | ɪk'saɪtɪd | Sangat gembira |
| Arrange | ə'reɪndʒ | Atur |
| Result | rɪ'zʌlt | Hasil |
| Participate | pɑː'tɪsɪpeɪt | Berpartisipasi |
| Forward | 'fɔːwəd | Maju |
| Correct | kə'rekt | Benar |
| Extend | ɪk'stend | Perpanjang |
| Respect | rɪ'spekt | Menghargai |
| Enrich | ɪn'rɪʃ | Memperkaya |
| Equip | ɪ'kwɪp | Peralatan |
| Hostility | hɒs'tɪləti | Permusuhan |
| Grateful | 'ɡreɪtʃl | Bersyukur |
| Diversity | dɑː'vɜːsəti | Keanekaragaman |
| Beliefs | bɪ'liːfs | Kepercayaan |
| Accordance | ə'kɔːdəns | Sebagaimana |
| Realized | 'riːəlaɪzd | Menyadari |
| Purpose | 'pɜːpəs | Tujuan |
| Create | kri'eɪt | Buat |
| Contains | kən'teɪnz | Berisi |
| Share | ʃeə | Berbagi |
| Provides | prə'vaɪdz | Menyediakan |
| Invitation | ɪnvi'teɪʃən | Undangan |
| Salutation | sæljə'teɪʃən | Salam |
| Contribute | kən'trɪbjʊːt | Berkontribusi |
| Difficult | 'dɪfɪkəl | Susah |
| Identify | aɪ'dentɪfaɪ | Identifikasi |
| Apologize | ə'pɒlədʒaɪz | Meminta maaf |
| Attending | ə'tendɪŋ | Hadir |
| Passed Away | pɑːst ə'weɪ | Meninggal dunia |
| Presence | 'prezəns | Kehadiran |
| Friendship | 'frendʃɪp | Pertemanan |

Translations Source: U-Dictionary

Pronunciations Source: toPhonetics



Summary

Personal letters are letters that are written to people we know such as friends, parents, siblings, and cousins.

Structure of personal letter:

1. Date
2. Address
3. Salutation & name
4. Introduction
5. Body
6. Closure
7. Complementary close
8. signature

Expression that commonly use in personal letter:

1. Gratitude
 - Thank you very much for
 - I'm very grateful for....
2. To apologize
 - I'm really sorry for....
 - I'm feel sorry because....
3. To share some information
 - Do you know that....
 - I just want to inform that....
4. To share good news
 - I'm so excited to tell you that....
 - I'm sure you'll be interested to know that....



References

Pictures

- <https://www.canva.com/>
- [\(1610\) Pinterest](#)

Video

- <https://youtu.be/Eq4o7tg9m70?si=LIN8i5JVStMaaEb>

Material Concept

- Bahasa Inggris SMA/MA/SMK/MAK Kelas XI, Kementerian Pendidikan dan Kebudayaan Republik Indonesia 2017

Appendix 8

Evaluation Checklist of Blueprint Design

F. Validator Identity

Name/NIP : Subhan Rahmat, M.Pd.

Institution : UIN Alauddin Makassar

G. In assessing Feasibility to the materials, please give checklist to the chosen column.

The score: 1: Very poor 2: Poor 3: Average 4: Good 5: Excellent

| No. | Component | Criteria | Score | | | | |
|-----|-------------------|---|-------|---|---|---|---|
| | | | 1 | 2 | 3 | 4 | 5 |
| 1 | Course Content | The blueprint is consistent with the syllabus for Senior High School (SMA) in Curriculum 2013 | | | | ✓ | |
| | | The content material is appropriate with the course of students in Senior High School in the eleventh grade | | | | ✓ | |
| 2 | Learning Outcomes | Learning outcomes include integrated skills in English (reading, writing, speaking, and listening) | | | | ✓ | |
| | | The learning outcomes are clearly stated | | | | | ✓ |
| 3 | Indicator | These indicators provide learning experience for students to achieve learning outcomes | | | | ✓ | |
| | | The indicator is expressed systematically | | | | ✓ | |
| | | The indicators are clearly stated | | | | | ✓ |

| | | | | | | | |
|---|------------|--|--|--|--|---|--|
| 4 | Skills | The blueprint supports actively English skills | | | | ✓ | |
| 5 | Activity | The blueprint provides suitable tasks for the students | | | | ✓ | |
| | | Students are evaluated based on the learning outcomes and indicators | | | | ✓ | |
| 6 | Evaluation | Students' achievement in the course can be measured fairly | | | | ✓ | |

Source: Adapted from Rahayu (2022)

Gowa, 29 Juni 2024

Validator



Subhan Rahmat, M.Pd.

Feasibility Assessment of Textbook Unit 5 “Personal Letter”

A. Validator Identity

Name/NIP : Subhan Rahmat, M.Pd.

Institution : UIN Alauddin Makassar

B. In assessing Feasibility to the materials, please give checklist to the chosen column.

The score: 1: Very poor 2: Poor 3: Average 4: Good 5: Excellent

| Content Feasibility | | | | | | |
|---------------------|---|---|---|---|---|---|
| No. | Statement | 1 | 2 | 3 | 4 | 5 |
| 1 | The materials are in accordance with Standard Competency (SK) and Basic Competency (KD) of English lessons in Senior High School. | | | | ✓ | |
| 2 | The materials are in accordance with the learning indicators. | | | | ✓ | |
| 3 | The material interactively and participatively represents the Project-based Learning (PjBl). | | | | | ✓ |
| 4 | Input for reading (the text) in the materials is related to the topic of the unit. | | | ✓ | | |
| 5 | Input for listening (the video/audio) in the materials is related to the topic of the unit. | | | | ✓ | |
| 6 | Input for speaking (monologue/dialogue) in the materials is related to the topic of the unit. | | | ✓ | | |
| 7 | Input for writing in the materials is related to the topic of the unit. | | | ✓ | | |
| 8 | Vocabulary in the materials is related to the topic of the unit. | | | ✓ | | |
| 9 | Language function in the materials is related to the topic. | | | ✓ | | |

| | | | | | | |
|----|---|--|--|---|---|---|
| 10 | Activity for reading in the materials is related to the learning indicators of the unit. | | | ✓ | | |
| 11 | Activity for listening in the materials is related to the learning indicators. | | | ✓ | | |
| 12 | Activity for speaking in the materials is related to the learning indicators. | | | ✓ | | |
| 13 | Activity for writing in the materials is related to the learning indicators. | | | | ✓ | |
| 14 | Activity in learning vocabulary is related to the learning indicators. | | | ✓ | | |
| 15 | Activity in learning grammar is related to the learning indicators. | | | ✓ | | |
| 16 | Activity in learning pronunciation is related to the learning indicators. | | | ✓ | | |
| 17 | The materials can encourage the students to explore more about the topic in their daily lives. | | | | | ✓ |
| 18 | The texts are directed in developing students' communication abilities in order to achieve social functions. | | | | ✓ | |
| 19 | The sources of materials are acceptable. | | | ✓ | | |
| 20 | The materials can lead the students to develop their personal, social, and academic-related to their English proficiency. | | | | ✓ | |
| 21 | The materials are integrated with religious moderation in appropriate form. | | | | | ✓ |
| 22 | The religious moderation integration in the materials is suitable for the topic, input, and task in the materials. | | | | | ✓ |
| 23 | The form of religious moderation integration in the materials is balanced with the English module. | | | | | ✓ |

Suggestion:

| Presentation Feasibility | | | | | | |
|--------------------------|--|---|---|---|---|---|
| No. | Statement | 1 | 2 | 3 | 4 | 5 |
| 1 | The materials presentation includes the cover of textbook, preface, book map, table of content, and identity of the writer. | | | | | ✓ |
| 2 | The presentation of materials clearly divides the opening (cover and unit mind map), main (material unit and task), and closing parts of the textbook (summary and reflection). | | | | | ✓ |
| 3 | The main part of the material is arranged systematically based on the phases of activity in Project-based Learning (PJBL) namely determining the topic, pre-communication, determining the basic question, creating the schedule, designing the project plan, test result, and evaluating experiences. | | | | ✓ | |
| 4 | The tasks are representing the characteristics of activity phases in Project-based Learning (PJBL) namely determining the topic, pre-communication, determining the basic question, creating the schedule, designing the project plan, test result, and evaluating experiences. | | | | ✓ | |
| 5 | The materials interactively and participatively build interaction in English between students, students and teachers, and students and the wider environment. | | | | ✓ | |
| 6 | The materials can encourage the students to do various communicative tasks creatively and critically. | | | | ✓ | |
| 7 | The materials and activity presentation encourage students to be responsible for their own learning. | | | | ✓ | |
| 8 | The materials encourage the students to recognize their success and inadequacy in the learning process. | | | ✓ | | |

| 9 | The learning settings are related to need analysis. | | | | | ✓ |
|-----------------------------|---|---|---|---|---|---|
| Suggestion: | | | | | | |
| Language Feasibility | | | | | | |
| No. | Statement | 1 | 2 | 3 | 4 | 5 |
| 1 | The language in input, task, and instruction is clear and understandable. | | | | ✓ | |
| 2 | The language in input, task, and instruction is interactive and communicative. | | | | ✓ | |
| 3 | The language used in input, task, and instruction is suitable for students' cognitive development levels. | | | | ✓ | |
| 4 | The language in input, task, and instruction is appropriate in the aspect of grammar, spelling, and punctuation. | | | | ✓ | |
| 5 | The language in the materials is holistically cohesive and coherence. | | | | ✓ | |
| Suggestion: | | | | | | |
| Graphic Feasibility | | | | | | |
| No. | Statement | 1 | 2 | 3 | 4 | 5 |
| 1 | The materials are printed using ISO standard size (A4, A5, or B5). | | | ✓ | | |
| 2 | The settings of the cover, unit title, sub-unit title, illustration, picture explanation, and page number are proportional and do not disturb the students during the learning process. | | | | ✓ | |

| | | | | | | |
|--|--|--|--|--|---|---|
| 3 | The use of letter/character variation (bold, italic, capital) is appropriate and do not too various in type and colour. | | | | ✓ | |
| 4 | The illustrations (picture, graphic, table, etc.) are aesthetic and functional. | | | | | ✓ |
| 5 | The colour of the book holistically and in each unit are proportional and do not disturb the students during the learning process. | | | | ✓ | |
| 6 | The whole design of the module is holistically interesting. | | | | | ✓ |
| Suggestion: | | | | | | |
| Additional/further suggestions for the module improvement | | | | | | |
| | | | | | | |

Source: Adapted from Rahayu (2022)

Gowa, 29 Juni 2024

Validator



Subhan Rahmat, M.Pd.

Evaluation Checklist of Blueprint Design

A. Validator Identity

Name/NIP : Nur Azisah Azis, S.Pd., M.Hum.

Institution : UIN Alauddin Makassar

B. In assessing Feasibility to the materials, please give checklist to the chosen column.

The score: 1: Very poor 2: Poor 3: Average 4: Good 5: Excellent


| No. | Component | Criteria | Score | | | | |
|-----|-------------------|---|-------|---|---|---|---|
| | | | 1 | 2 | 3 | 4 | 5 |
| 1 | Course Content | The blueprint is consistent with the syllabus for Senior High School (SMA) in Curriculum 2013 | | | | ✓ | |
| | | The content material is appropriate with the course of students in Senior High School in the eleventh grade | | | | ✓ | |
| 2 | Learning Outcomes | Learning outcomes include integrated skills in English (reading, writing, speaking, and listening) | | | ✓ | | |
| | | The learning outcomes are clearly stated | | | | ✓ | |
| 3 | Indicator | These indicators provide learning experience for students to achieve learning outcomes | | | | ✓ | |
| | | The indicator is expressed systematically | | | | ✓ | |
| | | The indicators are clearly stated | | | | ✓ | |

| | | | | | | |
|---|------------|--|--|---|---|--|
| 4 | Skills | The blueprint supports actively English skills | | ✓ | | |
| 5 | Activity | The blueprint provides suitable tasks for the students | | | ✓ | |
| | | Students are evaluated based on the learning outcomes and indicators | | | ✓ | |
| 6 | Evaluation | Students' achievement in the course can be measured fairly | | ✓ | | |

Source: Adapted from Rahayu (2022)

Gowa, 21 Juni 2024

Validator



Nur Azisah Azis, S.Pd., M.Hum.

Feasibility Assessment of Textbook Unit 5 “Personal Letter”

A. Validator Identity

Name/NIP : Nur Azisah Azis, S.Pd., M.Hum.

Institution : UIN Alauddin Makassar

B. In assessing Feasibility to the materials, please give checklist to the chosen column.

The score: 1: Very poor 2: Poor 3: Average 4: Good 5: Excellent

| Content Feasibility | | | | | | |
|---------------------|---|---|---|---|---|---|
| No. | Statement | 1 | 2 | 3 | 4 | 5 |
| 1 | The materials are in accordance with Standard Competency (SK) and Basic Competency (KD) of English lessons in Senior High School. | | | | ✓ | |
| 2 | The materials are in accordance with the learning indicators. | | | | ✓ | |
| 3 | The material interactively and participatively represents the Project-based Learning (PjBL). | | | | ✓ | |
| 4 | Input for reading (the text) in the materials is related to the topic of the unit. | | | | ✓ | |
| 5 | Input for listening (the video/audio) in the materials is related to the topic of the unit. | | | ✓ | | |
| 6 | Input for speaking (monologue/dialogue) in the materials is related to the topic of the unit. | | | | ✓ | |
| 7 | Input for writing in the materials is related to the topic of the unit. | | | | ✓ | |
| 8 | Vocabulary in the materials is related to the topic of the unit. | | | | ✓ | |
| 9 | Language function in the materials is related to the topic. | | | | ✓ | |

| | | | | | | |
|--|---|--|--|---|--------------|--|
| 10 | Activity for reading in the materials is related to the learning indicators of the unit. | | | | ✓ | |
| 11 | Activity for listening in the materials is related to the learning indicators. | | | ✓ | | |
| 12 | Activity for speaking in the materials is related to the learning indicators. | | | | ✓ | |
| 13 | Activity for writing in the materials is related to the learning indicators. | | | | ✓ | |
| 14 | Activity in learning vocabulary is related to the learning indicators. | | | | ✓ | |
| 15 | Activity in learning grammar is related to the learning indicators. | | | ✓ | ✓ | |
| 16 | Activity in learning pronunciation is related to the learning indicators. | | | ✓ | | |
| 17 | The materials can encourage the students to explore more about the topic in their daily lives. | | | | ✓ | |
| 18 | The texts are directed in developing students' communication abilities in order to achieve social functions. | | | | ✓ | |
| 19 | The sources of materials are acceptable. | | | | ✓ | |
| 20 | The materials can lead the students to develop their personal, social, and academic-related to their English proficiency. | | | | ✓ | |
| 21 | The materials are integrated with religious moderation in appropriate form. | | | | ✓ | |
| 22 | The religious moderation integration in the materials is suitable for the topic, input, and task in the materials. | | | | ✓ | |
| 23 | The form of religious moderation integration in the materials is balanced with the English module. | | | | ✓ | |
| <p>Suggestion:</p> <p>- you need to make classification of the integrated skills given the students' need more on writing but make it clear that is the base for reading, writing or etc.</p> | | | | | | |

| Presentation Feasibility | | | | | | |
|--------------------------|--|---|---|---|---|---|
| No. | Statement | 1 | 2 | 3 | 4 | 5 |
| 1 | The materials presentation includes the cover of textbook, preface, book map, table of content, and identity of the writer. | | | ✓ | | |
| 2 | The presentation of materials clearly divides the opening (cover and unit mind map), main (material unit and task), and closing parts of the textbook (summary and reflection). | | | | ✓ | |
| 3 | The main part of the material is arranged systematically based on the phases of activity in Project-based Learning (PjBL) namely determining the topic, pre-communication, determining the basic question, creating the schedule, designing the project plan, test result, and evaluating experiences. | | | | ✓ | |
| 4 | The tasks are representing the characteristics of activity phases in Project-based Learning (PjBL) namely determining the topic, pre-communication, determining the basic question, creating the schedule, designing the project plan, test result, and evaluating experiences. | | | | ✓ | |
| 5 | The materials interactively and participatively build interaction in English between students, students and teachers, and students and the wider environment. | | | | ✓ | |
| 6 | The materials can encourage the students to do various communicative tasks creatively and critically. | | | | ✓ | |
| 7 | The materials and activity presentation encourage students to be responsible for their own learning. | | | | ✓ | |
| 8 | The materials encourage the students to recognize their success and inadequacy in the learning process. | | | | ✓ | |

| 9 | The learning settings are related to need analysis. | | | | | ✓ |
|---|---|---|---|---|---|---|
| <p>Suggestion:</p> <p>- Put proface, book map, table of content, & identity of the writer.</p> | | | | | | |
| Language Feasibility | | | | | | |
| No. | Statement | 1 | 2 | 3 | 4 | 5 |
| 1 | The language in input, task, and instruction is clear and understandable. | | | | ✓ | |
| 2 | The language in input, task, and instruction is interactive and communicative. | | | | ✓ | |
| 3 | The language used in input, task, and instruction is suitable for students' cognitive development levels. | | | | ✓ | |
| 4 | The language in input, task, and instruction is appropriate in the aspect of grammar, spelling, and punctuation. | | | | ✓ | |
| 5 | The language in the materials is holistically cohesive and coherence. | | | | ✓ | |
| <p>Suggestion:</p> | | | | | | |
| Graphic Feasibility | | | | | | |
| No. | Statement | 1 | 2 | 3 | 4 | 5 |
| 1 | The materials are printed using ISO standard size (A4, A5, or B5). | | | | ✓ | |
| 2 | The settings of the cover, unit title, sub-unit title, illustration, picture explanation, and page number are proportional and do not disturb the students during the learning process. | | | | ✓ | |

| | | | | | | |
|--|--|--|--|--|---|--|
| 3 | The use of letter/character variation (bold, italic, capital) is appropriate and do not too various in type and colour. | | | | ✓ | |
| 4 | The illustrations (picture, graphic, table, etc.) are aesthetic and functional. | | | | ✓ | |
| 5 | The colour of the book holistically and in each unit are proportional and do not disturb the students during the learning process. | | | | ✓ | |
| 6 | The whole design of the module is holistically interesting. | | | | ✓ | |
| Suggestion: | | | | | | |
| Additional/further suggestions for the module improvement | | | | | | |
| | | | | | | |

Source: Adapted from Rahayu (2022)

Gowa, 21 Juni 2024

Validator


Nur Azisah Azis, S.Pd., M.Hum.

DOCUMENTATION



The researcher distributed a need analysis questionnaire to students to measure and find out students' interest in providing Personal Letter material.



Figure 4. 21 Documentation of Research

The questionnaire filling is carried out by students through Google Forms, and the process of working on the questionnaire is monitored directly by the researcher.

CURRICULUM VITAE



The researcher of this thesis title *"Developing Suggested ELT Material Based on Religious Moderation for the Eleventh Grade Students at MAS Madani Alauddin Pao-Pao: Personal Letter Unit"*, Annisa Surya Pratiwi was born in Barru, South Sulawesi on June 29th, 2001. She is a first daughter of Mr. Sugiono and Mrs. Syahriah, having one sister and three brothers. The researcher completed her primary education at SDN 4 Maddukkelleng in 2013. Then continued her education at SMPN 1 Sengkang and graduated in 2016. The researcher continued high school at SMAN 7 Wajo and successfully graduated in 2019. In 2020, the researcher continued her study at the Universitas Islam Negeri Alauddin Makassar, majoring in English Education Department.