

**DEVELOPING SUGGESTED ELT MATERIAL BASED ON RELIGIOUS
MODERATION FOR THE ELEVENTH GRADE STUDENTS AT
MAS MADANI ALAUDDIN PAO-PAO: REPORT TEXT UNIT**



A THESIS

Submitted in Partial Fulfillment of the Requirements for the Degree of
Sarjana Pendidikan (S.Pd) in English Education Departemen of Tarbiyah and
Teacher Training Faculty at UIN Alauaddin Makassar

By

ALDI ANGGARA

Reg Number : 20400120101

**ENGLISH EDUCATION DEPARTMENT
THE FACULTY OF TARBIYAH AND TEACHER TRAINING
UNIVERSITAS ISLAM NEGERI ALAUDDIN MAKASSAR
2024**

PERNYATAAN KEASLIAN SKRIPSI


Mahasiswa yang bertanda tangan di bawah ini:

Nama : Aldi Anggara
NIM : 20400120101
Tempat/Tanggal Lahir : Pinrang, 27-November-2001
Jurusan/Prodi/Konsentrasi: Pendidikan Bahasa Inggris
Fakultas/Pascasarjana : Tarbiyah dan Keguruan
Alamat : Jl. Tinumbu Lr.154A
Judul : *Developing Suggested ELT Material Based on Religious Moderation for the Eleventh Grade Students at MAS Madani Alauddin Pao-Pao: Report Text Unit*

menyatakan dengan sesungguhnya dan penuh kesadaran bahwa skripsi ini benar adalah hasil karya sendiri. Jika di kemudian hari terbukti bahwa ia merupakan duplikat, tiruan, plagiat, atau dibuat oleh orang lain, sebagian atau seluruhnya, maka skripsi dan gelar yang diperoleh karenanya batal demi hukum.

Gowa, 26 Agustus 2024

Penyusun,



Aldi Anggara
NIM: 20400120101

PENGESAHAN SKRIPSI

Skripsi berjudul "*Developing Suggested ELT Material Based on Religious Moderation for the Eleventh Grade Students at MAS Madani Alauddin Pao-Pao: Report Text Unit*", yang disusun oleh Saudara Aldi Anggara, NIM: 20400120101, mahasiswa Program Studi Pendidikan Bahasa Inggris Fakultas Tarbiyah dan Keguruan UIN Alauddin Makassar, telah diuji dan dipertahankan dalam sidang Ujian Skripsi (Munaqasyah) yang diselenggarakan pada hari Senin, tanggal 19 Agustus 2024 M. bertepatan dengan tanggal 14 Safar 1446 H, dinyatakan telah dapat diterima sebagai salah satu syarat untuk memperoleh gelar Sarjana Pendidikan pada Jurusan Pendidikan Bahasa Inggris dengan beberapa perbaikan.

Gowa, 26 Agustus 2024

DEWAN PENGUJI:

Nomor SK 3633 Tahun 2024

Ketua Sidang : Dr. Sitti Nurpahmi, S.Pd., M.Pd.


Sekretaris Sidang : Dr. Azizul Hakim M.Pd.I.

DEWAN PENGUJI :

1. Dr. Hj. Mardiana, M.Hum.
2. Muhammad Syahrudin Nawir, M.Hum.
3. Masykur Rauf, M.Pd.
4. Nur Aliyah Nur, M.Pd

Disahkan Oleh:

Dekan FTK UIN Alauddin Makassar,


Dr. H. Andi Achruh, M.Pd.I
NIP 196609081994031002

ACKNOWLEDGEMENT



Alhamdulillah Rabbil Alamin, the researcher would like to express his deepest gratitude to the almighty Allah *subhanahu wa ta'ala.*, the only provider, the most merciful who gives him guidance, inspiration, and good health for all time to conduct the writing of this thesis. Also, shalawat and greetings are always delivered to our great Prophet Muhammad shalallahu alaihi wassalam., who has brought us from the darkness to the lightness, from the bad moral to the good moral, and from the Jahiliyah era to the Islamic era.

During the writing of this thesis, the researcher received much assistance from several people, for their valuable guidance, correction, suggestion, advice, and golden support. Without them, the writing of this thesis would never be possibly completed. Therefore, the researcher would like to express the greatest thanks and appreciation for these people, especially to:

1. A heartfelt gratitude is delivered to the parents of the researcher. A great person who is always an encouragement, as the strongest reliance on the harshness of the world. Thank you for always giving love and being motivating. Thank you for always fighting for the researcher's life. Thank you for all the prayers and support of Mom

and Dad, the researcher can be at this step. Always be healthy and live longer, and must always be there in every journey and achievement of the researcher's life.

2. A sincere appreciation is delivered to the rector of UIN Alauddin Makassar, **Prof. H. Hamdan Juhannis, M.A., Ph.D.**, and all his vices, for providing an institutional home with all facilities during the study process of the researcher.
3. The most profound appreciation is also given to **Dr. H. Andi Achruh AB. Passinringi, M.Pd.I.**, and all his vices, the dean of Tarbiyah and Teacher Training Faculty, for the generosity and assistance during the study of the researcher.
4. A profound gratitude is presented to the head of the English Education Department **Dr. Sitti Nurpahmi, M.Pd.**, and the secretary, **Nur Aliyah Nur, M.Pd.**, together with all the lecturers and the administration staff, for the kindness, guidance, and cooperation all these times.
5. A deepest appreciation is delivered to the first supervisor of the researcher, **Masykur Rauf, M.Pd.**, who has provided comments, corrections, advice, guidance, knowledge, and generous support to the researcher while completing this research.
6. A deepest appreciation is also delivered to the second supervisor of the researcher, **Nur Aliyah Nur, M.Pd.**, who has provided

comments, corrections, advice, guidance, knowledge, and generous support to the researcher while completing this research.

7. An endless amount of gratitude to the examiners of the researcher, **Dr. Hj. Mardiana, M.Hum.,** and **Muhammad Syahrudin Nawir, S.Pd., M.Hum.,** who have provided corrections, additions, and suggestions to the researcher in making improvements for the final result of this thesis.
8. Special thanks to the RND team, **Adibah Mukhlisah, Annisa Surya Pratiwi, Elsa Fitri, Nur Ainun Yusuf, Nurul Aulia Pratiwi, Nurul Sridevi, Risma Yani,** and **Qurrata A'yunin Hamka.** Thank you for being together and fighting until finally can finish this thesis together. Thank you for providing support so that the researcher is able to complete the writing of this thesis.
9. Many thanks to all the amazing friends at English Education Department 2020, thank you for the help, support, and encouragement.
10. All of the people around the researcher's life who could not be mentioned one by one by the researcher that have given a lot of inspiration, motivation, spirit and do'a .

The researcher realize that the writing of this thesis is far from perfect. Remaining errors are the writer's own; therefore, constructive criticisms and suggestions will be highly appreciated. May all our/the efforts are blessed by Allah *subhanahu wa ta'ala. Aamiin Allahumma Aamiin*

LIST OF CONTENT

PERNYATAAN KEASLIAN SKRIPSI	i
PENGESAHAN SKRIPSI	ii
ACKNOWLEDGEMENT	iii
LIST OF CONTENT	vi
LIST OF TABLES	viii
LIST OF FIGURES	ix
LIST OF ABBREVIATIONS	xi
ABSTRACT	xii
CHAPTER I	1
INTRODUCTION	1
<i>A. Research Background</i>	<i>1</i>
<i>B. Research Focus and Descriptions</i>	<i>6</i>
<i>C. Research Questions</i>	<i>8</i>
<i>D. Previous Studies</i>	<i>9</i>
<i>E. Research Objectives and Significances</i>	<i>12</i>
<i>F. Product Specifications</i>	<i>14</i>
CHAPTER II	15
LITERATURE REVIEW	15
<i>A. ELT Material</i>	<i>15</i>
<i>B. Material Development</i>	<i>17</i>
<i>C. Religious Moderation</i>	<i>19</i>
<i>D. Report Text</i>	<i>21</i>
<i>E. The Basic Competence of Report Text Unit for the Eleventh Grade at MAS Madani Alauddin Pao-Pao</i>	<i>22</i>
<i>F. Research and Development: ADDIE Model</i>	<i>24</i>
<i>G. Conceptual Framework</i>	<i>27</i>
CHAPTER III	32
RESEARCH METHODOLOGY	32
<i>A. Type and Location of Research</i>	<i>32</i>
<i>B. Research Approach</i>	<i>32</i>

C. <i>Research and Development Design</i>	33
D. <i>Data Sources</i>	33
E. <i>Prosedures of Collecting Data</i>	35
F. <i>Research Instruments</i>	39
G. <i>Data Analysis Techniques</i>	41
CHAPTER IV	44
RESEARCH RESULT AND DISCUSSION	44
A. <i>The Result of The Analysis Phase</i>	44
B. <i>The Result of The Product Design</i>	57
C. <i>The Result of Development Phase</i>	68
D. <i>The Result of Validation</i>	100
E. <i>Research Limitation</i>	115
CHAPTER V	117
CLOSING	117
A. <i>Conclusion</i>	117
B. <i>Recommendation</i>	118
C. <i>Implication</i>	119
BIBLIOGRAPHY	120
SOURCES IN DEVELOPED MODULE	125
APPENDICES	126
DOCUMENTATION	205
Curriculum Vitae	206

LIST OF TABLES

Table 2. 1 Basic competence of report text unit for the second semester of the eleventh grade students at MAS Madani Alauddin Pao-Pao	24
Table 3. 1 Data Sources.....	35
Table 3. 2 Research Timeline.....	36
Table 3. 3 Criteria for validity	42
Table 4. 1 The Result of Organization Material	46
Table 4. 2 The Result of Content Materials	47
Table 4. 3 The Result of Students' Characteristics	48
Table 4. 4 The List of Need Inventory	50
Table 4. 5 Time Allocation	66
Table 4. 6 Validators' suggestion on the developed textbook.....	96
Table 4. 7 Module before and after revision.....	96
Table 4. 8 Validation result of blueprint.....	101
Table 4. 9 Content feasibility	105
Table 4. 10 Presentation feasibility	109
Table 4. 11 Language feasibility	111
Table 4. 12 Graphic feasibility.....	113

LIST OF FIGURES

Figure 2. 1 Conceptual Framework.....	27
Figure 4. 1 The Currently Used Book	51
Figure 4. 2 The Currently Used Book	52
Figure 4. 3 The Currently Used Book	53
Figure 4. 4 The Currently Used Book	54
Figure 4. 5 The Currently Used Book	54
Figure 4. 6 The Currently Used Book	55
Figure 4. 7 Cover Page.....	69
Figure 4. 8 page i Standar Competencies and Basic Compotencies	71
Figure 4. 9 page ii Learning Objectives and Learning Outcomes	73
Figure 4. 10 page 1 Determine the Topic.....	75
Figure 4. 11 page 2 Determine the Topic.....	75
Figure 4. 12 page 3 Determine the Topic.....	76
Figure 4. 13 page 4 Determine the Topic.....	77
Figure 4. 14 page 5,6,7 Pre-Communication	79
Figure 4. 15 page 8 and 9 Pre-Communication	80
Figure 4. 16 page 10 Pre-Communication.....	81
Figure 4. 17 page 11 Pre-Communication.....	82
Figure 4. 18 page 12 and 13 Determine the Basic Question	83
Figure 4. 19 page 14 Determine the Basic Question	84
Figure 4. 20 page 15 and 16 Determine the Basic Question	85
Figure 4. 21 page 17 Determine the Basic Question	86
Figure 4. 22 page 18 Design the Project Plan	87
Figure 4. 23 page 19 Design the Project Plan	88
Figure 4. 24 page 20 The Result.....	89
Figure 4. 25 page 21 Evaluating Experience	90
Figure 4. 26 page 22 and 23 Evaluating Experience	91
Figure 4. 27 page 24 Word List.....	93
Figure 4. 28 page 24 and 25 Summary.....	95

LIST OF APPENDICES

Appendix 1 Interview Guidelines	127
Appendix 2 Questionnaires for Pre-Research.....	132
Appendix 3 Questionnaires for Students	134
Appendix 4 Need Analysis Result.....	137
Appendix 5 Syllabus Design of Unit 5 "Report Text"	139
Appendix 6 Existing Book	147
Appendix 7 Design Textbook.....	161
Appendix 8 Evaluation Checklist of Blueprint Design.....	190

LIST OF ABBREVIATIONS

Some standardized abbreviations are:

1. ADDIE : Analysis, Development, Design, Implementation, Evaluation
2. BSNP : *Badan Standar Nasional Pendidikan*
3. ELT : English Language Teaching
4. KD : *Kompetensi Dasar*
5. K13 : *Kurikulum 2013*
6. ESP : English for Specific Purpose
7. R&D : Research and Development
8. KI : *Kompetensi Inti*
9. SK : *Standar Kompetensi*
10. PJBL : Project Based Learning

ABSTRACT

Name : Aldi Anggara

NIM : 20400120101

Title : Developing Suggested ELT Material Based on Religious Moderation for The Eleventh Grade Students at MAS Madani Alauddin Pao-Pao

The aims of this research are to find out the students' needs regarding the ELT materials based on religious moderation for the eleventh grade students at MAS Madani Alauddin Pao-Pao, to design, to develop, and to evaluate the ELT material based on religious moderation for the eleventh grade students at MAS Madani Alauddin Pao-Pao in the material of Report Text.

The researcher applied the R&D method with the ADDIE model as an instructional design framework. There are 5 steps of ADDIE which are analysis, design, development, implamentation, and evaluation. All the steps of ADDIE have been conducted by the researcher except implamentation stage. The researcher did not conduct the implamentation stage because of time constraints.

At the analysis stage, students' target and learning needs were determined by conducting interviews with teacher and analyzing the needs of 30 students at the eleventh grade MAS Madani Alauddin Pao Pao. Then create a syllabus design at the design stage that integrates the essential elements of the module created. At the development stage, the textbook based on the fourth indicators of religious moderation was developed. The textbooks were validated based on the four aspect of textbook eligibility proposed by BNSP (National Education Standards Agency). The textbooks received scores of 3.91 for content feasibility, 3.89 for presentation feasibility, 4 for language feasibility, and 4.16 for graphic feasibility from the validators.

After going through several evaluation and improvements, the results showed that the textbook can be used as an alternative ELT material that focuses on discussing Report Text. This textbook is expected to help teachers increase students' passion for learning, directs students to meaningful learning, and improve students' moderate character. The researcher hopes that the developed ELT materials will be widely used in schools by reflecting a meaningful desire for language and character development.

Keywords: Development, ELT Material, Religious Moderation, Report Text, ADDIE model

CHAPTER I

INTRODUCTION

A. Research Background

The prohibition or coercion of hijab use in schools by certain parties is a form of intolerance that adversely affects the learning process and achievement of students in schools. Dian (2021) reports that in early 2020, a student at SMA 1 Gemolang, Sragen, decided to transfer school in another city due to bullying. The harassment stemmed from an Islamic spiritual activist student who pressured her to wear a hijab. This case invited comments from The Indonesian Child Protection Commission (KPAI) commissioner, Retno Listyarti that the understanding and implementation of religious moderation in Indonesian schools is still not good enough

The mainstreaming of religious moderation is indeed a struggle that is not easy. In addition to making it a perspective of every religious community, this effort must also be accompanied by making it integrated into Indonesia's medium- and long-term development planning system so that the programs carried out get the support of all parties (Kementrian Agama RI, 2019). Their adds, that Religious Moderation does not mean moderating religion, because religion itself already contains the principle of moderation, namely justice and balance. Arif (2021) states, in islam, moderation is known as Wasathiyah Islam. Islam has known this concept and attitude of moderation (wasathiyah) since islam was revealed to the holy prophet Muhammad (peace be upon him).

Religious moderation is absolutely required and taught to students to become peaceful, compassionate and tolerant human beings in the future (AR 2020). He adds, Moderation in educational institutions is very important and teachers have an important role to provide a broad understanding of Islam that can appreciate differences. In the end, by applying religious cultural values in schools and strong concern from teachers and management of educational institutions, it is hoped that it can shape the togetherness and social of students, so that prospectively it can build the character, morals and civilization of the nation that is dignified and does not discriminate against other people's religions. It is mentioned in the Qur'an, Surah Al-Mumtahanah:

8

لَا يَنْهَىكُمُ اللَّهُ عَنِ الَّذِينَ لَمْ يُقَاتِلُوكُمْ فِي الدِّينِ وَلَمْ يُخْرِجُوكُمْ مِّنْ دِيَارِكُمْ أَن تَبَرُّوهُمْ وَتُقْسِطُوا إِلَيْهِمْ إِنَّ اللَّهَ يُحِبُّ الْمُقْسِطِينَ ﴿٨﴾

Translation:

“Allah does not forbid you from dealing kindly and fairly with those who have neither fought nor driven you out of your homes. Indeed Allah loves those who are fair.”. (Q.S Al-Mumtahanah:8)

This verse explains that doing good, being tolerant, and establishing relationships with followers of other religions are the true teachings of Islam. Building harmony with people of other religions by treating them well, politely, fairly and wisely is a form of practicing the message of the Qur'an. Quraish Shihab interprets that Allah not forbidding you to do good and establish relationships with unbelievers who do not fight and expel you from your country. This verse can be used as a reminder for us as Indonesian

citizens who are composed of several religions so that we can respect and appreciate each other and prevent divisions.

The implementation of Religious Moderation in learning can be integrated not only in religious education subjects, but also in all subjects, for example; science and social subjects, one of them is English (Pelu & Nur 2022). Umaemah (2022) adds, in English language learning, the integration of religious moderation values can help students understand that English is not only a global communication tool, but also as a means to strengthen relations between nations by upholding human values. In addition, Hasyim (2020) assumes, the value of religious moderation can also help students understand that tolerance and respect for differences are important principles in social life. The importance of the value of religious moderation in English learning lies in its ability to cultivate good attitudes and character in students while improving the quality of learning and evaluation. The values of religious moderation can help create a conducive learning environment for students from diverse backgrounds, as well as develop students' social awareness of global issues. Moreover, The integration of religious moderation values not only can help improve students' ability to read, write, listen, and speak English better, but also to help create an inclusive and pluralistic learning environment for students, as well as have a positive impact on students' intellectual and moral development.

Based on the statements above, the researcher is interested in conducting research at MAS Madani Alauddin Pao Pao. The researcher has conducted preliminary research on using English teaching materials for the eleventh grade students at MAS Madani Alauddin Pao Pao by distributing questionnaire and interviewing the teacher. The questionnaire was distributed to students to find out how well their understanding about religious moderation, and it indicates that there are 48.5% of students who agree not to congratulate friends of different religions who were celebrating their religious holidays. It means, their level of understanding of indicators of religious moderation such as tolerance is still lacking, while the result of the interview shows that the teacher used a book From the Ministry of Education and Culture which is not containing the aspects of Religious Moderation, It can be said that the English language learning obtained by students is still lacking from Religious Moderation, one of which are the examples given. Looking at the lesson plans and syllabus used by the teacher, the materials used is basic material or general material found in printed book.

Furthermore, the book that students use contain vocabulary, expressions, and contexts that are not related to their real situations in madrasah, so they cannot apply what they have learned in their daily lives, so that direct understanding of English material and implementation of religious moderation cannot be achieved effectively. The problem of the students is the lack of reading material sources because students only have a book from the Ministry of Education and Culture that did not contain the aspects of religious

moderation in it, it seems insufficient for students. Therefore, more teaching materials are needed. The researcher provides additional material product in the form of modules for practicality. It is very important to incorporate religious moderation into students' actual English teaching material to avoid this problem. The researcher should try to continue introducing religious moderation into the classroom by developing English materials that contain religious moderation.

Therefore, it is necessary to conduct a study by developing complementary materials in English modules that integrate religious moderation for the eleventh grade students at MAS Madani Alauddin Pao Pao. The results of this research are expected to be useful for teachers, students, and school policymakers in using teaching materials that support moderate integration in developing character and achieving goals, namely improving student's English language skills and shaping their moderate character. The researcher in this product development uses the ADDIE model to develop English module products for the eleventh grade students at MAS Madani Alauddin Pao Pao, as well as the location and subject of this product's research and development, with the research title developing suggested ELT material based on religious moderation for students of the eleventh grade at MAS Madani Alauddin Pao Pao in the report text material. The researcher will focus on developing report text material by containing the values of religious moderation in it. Thus, the results of this product development can present material that suits the needs of students, increase student interest in learning,

and present Religious Moderation that can be understood and applied by the students in their daily lives.

B. *Research Focus and Descriptions*

1. Research Focus

This research focuses on the development of English Language Teaching material in the form of module for the the eleventh grade students at MAS Madani Alauddin Pao-Pao. The subject matter of this research is Report Text, which will be developed by including the value of religious moderation in it which is interpreted with four indicators: national commitment, tolerance, non-violence, and accomodative to local culture. The subject is expected to be able to helps students' linguistic improvement, mainly in English. The researcher will include religious moderation themes to the English module by using ADDIE model. The 5 steps of ADDIE model which are Analysis, Design, Development, Implementation, and Evaluation will be used to offer realistic teachings. The 4 important component of this research's scope are analysis, design, development, and evaluation. The researcher will not continue it to the implementation stage of this research because of time constraints.

2. Research Descriptions

a. Material Development

Materials development is a very important thing for language teachers, it covers how they design learning materials as well as how to make the lesson

attractive and enjoyable for learners. Therefore, material development is very useful for the process of teaching learning activities.

b. Suggested ELT Material

Materials have an important role in learning proses, they include anything which can be used to fasilitate the teacher and students. In this research, the researcher will develop an ELT material in the form of modules. Modules are tools or media that can be used by teachers to direct or control the course of teaching and learning activities. The proper modules can help students achieve their goals effectively based on their needs. However, ELT material which is developed into the form of the module is an optional type, which means that either this module will be used as teaching material or not by the teacher, it is the teacher's right. That is the purpose of the suggested ELT material

c. Religious Moderation

Based on the official website of the Ministry of Religious Affairs of the Republic of Indonesia (Kemenag), the definition of religious moderation is a religious perspective, attitude, and behavior adopted and practiced by most of the population in Indonesia, from the past until now.

d. Report Text

This research focuses on developing ELT material based on religous moderation in the report text material. Report text is a text that provides

information in a clear and factual manner. It means that the content of a report text gives information about a specific subject including animals, places, events, or something else in a general way according to the actual situation of the subject. It is worth bringing up that report text have some equation with descriptive text. Both of these English writing styles provide information about a topic, which include people, animals, places, events, or other items. Moreover, the primary function of both text types is to supply factual information for the readers. The thing that distinguishes these two texts is descriptive texts focus on describing a specific subject in detail, while report texts provide a broader perspective on general topic. In other words, report text maintains objectivity, while descriptive text can be more subjective.

C. Research Questions

Based on the background, the main research problem of this research is to develop ELT material based on religious moderation in the material of report text unit , formulation of the problem statement as follows:

1. What are the students' needs regarding the ELT materials based on religious moderation for the eleventh grade students at MAS Madani Alauddin Pao-Pao in the material of report text unit?
2. How is the design of the ELT materials based on religious moderation for the eleventh grade students at MAS Madani Alauddin Pao-Pao in the material of report text unit?

3. How is the development of the ELT materials based on religious moderation for the eleventh grade students at MAS Madani Alauddin Pao-Pao in the material of report text unit?
4. How is the evaluation result of the ELT material based on religious moderation for the eleventh grade students at MAS madani Alauddin Pao-Pao in the material of report text unit?

D. *Previous Studies*

There are some previous studies related to the findings of this research. First, the research from Nur et al. (2022) entitled “Designing English Language Teaching Material for Physics Education Department Students at UIN Alauddin Makassar”. This research applied Research and Development Method with ADDIE Model (analysis, design, development, implementation, and evaluation). The findings of this research demonstrate that the researchers have designed prototype syllabus as a blue print for designing module. In designing module, the researchers applied three steps: selecting from existing materials related to the topic, writing our materials related to the topic and modifying existing materials related to the materials. The product is suggested particularly to use by lecturers in English Language Teaching classroom.

The second research is from Sholeh et al. (2022) entitled “The Integration of Religious Moderation Values in English Language Teaching in Madrasah.” This research is a case study where researchers observe the field phenomenon of adopting islamic islamic moderation values in EFL classroom. The data were acquired through an in-depth interview, observation, and documentation. The

interview was conducted to ascertain teacher's awareness of Islamic moderation values and their perceptions about how to incorporate them into an English class. The results were then thematically analyzed. The research's findings revealed that Islamic moderation values could be integrated into lesson plans, learning materials, teaching and learning activities, and evaluation.

The third research was conducted by Yusti & Ika (2022) entitled "Internalizing Religious Moderation Values Through Project-Based Learning in English Language Teaching ; A Literature Review." This is a research that uses literature review method to explain the concepts and the topic. This research tries to explain the concepts of making English teaching media for young learners carried out through Project-Based Learning (PjBL) which allows students to work collaboratively to produce some works or products that are relevant to real life, problem-solving, and communicative. Therefore, the products can be used to teach English to children which include the values of religious moderation. This research is a literature review. The results indicate that the values of religious moderation that can be internalized into lecture materials as well as teaching media are justice, balance, tolerance, and equality. Those values can be embedded through stories, examples, pictures, questions, or even games in teaching media.

The fourth research is from by Ghufroon (2022) entitled "Incorporating Religious Moderation Values Through English Language Teaching (ELT) Instructional Material to Prevent Religious Intolerance." This research Used a qualitative case study design, this research involved four EFL teachers in an

Islamic State University in Central Java, Indonesia, as research participants. The data of this research were collected through an in-depth interview with the four participants. The data of this research were then evaluated narratively. The findings of this research include some useful strategies for incorporating religiously moderate principles into English language teachings, such as (1) the EFL teachers integrate the values of religious moderation through the four language skills, i.e., listening, speaking, reading, and writing, (2) for listening and reading, the receptive skills; they carefully select the passages which contain the values of religious moderation, such as pluralism, for students to listen and read, and (3) for speaking and writing, the productive skills, they choose the topics about religious moderation, religious tolerance, and pluralism for speaking and writing activities.

The last was conducted by Nirwana (2023) entitled “Developing an Instructional Framework for Consolidating Religious Moderation Values in EFL Classroom”. This research applied an Educational Research and Development (R & D) by using ADDIE Models. Eighty-three students in the first semester in the English and literature department are the subject of the research. This research showed that in the analysis phase, most students agreed to involve religious moderation values in English foreign language classrooms, particularly in reading for authentic text courses. In the design and development phase, the researcher connected the learning objective and religious moderation indicators and situated appropriate instructional strategies and material based on the student’s needs and interests. Finally, in implementing the frameworks,

the researcher determined the resources based on the religious moderation value, then used summative evaluation to see the framework's efficacy.

Based on the five researches mentioned above, it shows that this research has one thing in common which is developing the ELT material based on religious moderation by applying Research and Development method and using Addie model. While, the difference between the previous researches and this research is the previous researches generally focus on integrating the values of religious moderation through ELT materials for the students at university and for the teachers, while this research will focus on developing ELT materials based on religious moderation for the eleventh grade students. As a result, the researcher will develop English language teaching material based on religious moderation and complement previous research. The novelty between this research and previous researches is the researcher will focus on developing ELT material based on religious moderation In the form of a module with the report text theme by interpreting four indicators of religion moderation which are national commitment, tolerance, non violence, and accomodative to local culture.

E. Research Objectives and Significances

1. Research Objectives

Based on the research problems above, the research objectives can be formulated:

- a. To find out the students' needs regarding the ELT materials based on religious moderation for the eleventh grade students at MAS Madani Alauddin Pao-Pao in the material of report text unit
- b. To design the ELT materials based on religious moderation for the eleventh grade students at MAS Madani Alauddin Pao-Pao in the material of report text unit
- c. To develop the ELT materials based on religious moderation for the eleventh grade students at MAS Madani Alauddin Pao-Pao in the material of report text unit
- d. To evaluate the ELT materials based on religious moderation for the eleventh grade students at MAS Madani Alauddin Pao-Pao in the material of report text unit

2. *Research Significances*

The research findings are expected to be useful information and to make a significant contribution to both theory and practice, as follows :

a. Theoretical Significance

This research will provide an information on how to create report text by describing a situation with sentences in a lively manner. The description must be presented as clearly as possible so that the description lives in the reader's imagination. The report text emphasizes its disclosure through a series of words while still incorporating religious moderation based on the 2013 curriculum with basic competencies 3.5 and 4.5, so the students can

increase their knowledge in learning report text while also learning religious moderation.

b. Practical Significance

Firstly, for students, this product will be a teaching material that contains religious moderation so that the students will get an English material and learn about religious moderation, they also will get report text material related to religious moderation. Secondly, for teachers, this product can be a reference in helping them to improve students' abilities in developing English knowledge, especially in presenting report text and being moderate. Thirdly, for the next researcher, the researcher will develop a product in form of modul by using ADDIE model but the implementation stage will not be conducted in this research, so the next researcher is expected to continue and complete it.

F. Product Specifications

1. The target of the product is the eleventh grade students at MAS Madani Alauddin Pao-Pao.
2. Module development will be tailored to units in the eleventh grade high school English subjects.
3. The module will be equipped with illustrations relevant to religious moderation in the learning material.
4. The module display is more attractive with material that is easy for students to understand.
5. The material will be developed based on religious moderation tailored to students' daily activities

CHAPTER II

LITERATURE REVIEW

A. ELT Material

ELT materials establish the backbone for English language education (Tomlinson & Masuhara, 2018). They provide a common ground for both learners and teachers in an institution and besides determining the content, also control what to and how to teach and test (Işık, 2018). According to Tomlinson (2023), materials include anything which can be used to facilitate the learning of a language, that can be instructional, experiential, elicitive or exploratory, in that they can inform learners about the language, they can provide experience of the language in use, they can stimulate language use or they can help learners to make discoveries about the language for themselves. They could be instructional, experiential, explanation, or exploratory. Basically, the whole thing that provides or informs about the language being learned (English) can be used as learning material.

The instructional material also enables both the teachers and students to participate actively and effectively in lesson sessions. Yaumi (2021) reveals that Instructional material includes textbooks, modules, worksheets, articles, journals, handouts, newspapers, comics, posters to anything used to help language learners, including publication. Therefore, instructional material is a fundamental factor in creating a high level of educational quality. In this research, the researcher will develop an ELT material in the form of module,

because the researcher believes that by Providing module, learning can reach out to students including the various characteristics they have.

Modules are a tool of learning in which in the form of materials, methods and evaluations are made systematically and structured as an effort to achieve the objectives of the expected competencies (Amanda Putra et al. 2018). Module provides a visual representation of a book's content and learning tasks, providing ease in analyzing its structure. Modules are an essential part of the learning process. Therefore, the content of learning materials must be relevant to the scientific disciplines, and the curriculum syllabus must be designed according to needs analysis (Riska et al. 2024). The existence of modul is expected to be able to help students to learn independently, even if the teachers cannot fill in to the class for one reason or another. According to Office of Research and Community Outreach (2021), a good modul is a modul that consists of some important chracteristics as follows:

1. Self Containd: which means that the content of the modul includes all learning material that comes from one competency unit.
2. Stand Alone: which means that the modul can be used as a learning resource that can stand alone, so that it does not influenced by other learning media.
3. Self Instructional: means that the owner or recipient of the module can carry out learning activities independently, either with or without teacher's guidance.

4. User Friendly: which means that the modul must be easy to understand and to be used as widely as possible.
5. Adaptive: which means that the modul should have adaptive characteristics, namely being able to adapt to the times.
6. Consistency: The consistency meant here is from a technical point of view. For example, If using the letter A then so on until the end of the page it is necessary to use the letter A.

The characteristics mentioned above will determine the structure of the arrangement of each chapter in the learning module, which then makes it easy to understand and at the same time can be distinguished from other.

B. Material Development

According to Tomlinson (2023), materials development is the study and practice of developing materials for the teaching of language, including the principles and processes of designing, implementing, and evaluating materials. Tomlinson (2023) divides material development into two aspects, which are an interactive field of study and a practical undertaking. As a field of study, materials development studies about the design, implementation, and evaluation principles and procedures, while as a practical undertaking it refers to everything that a writer, teacher, or student contributed to promoting language learning. Spesifically, material development refers to the material developed which related to the teaching practices with certain principles that can be used to determine learning.

Tomlinson (2011) reveals that material development is everything made by people (the writers, the teachers, or the learners) to give and utilize information and provide experience of the using language, which is designed to promote language learning, so in developing materials we need to identify, first, learners' needs and consider the objective of the learning. Then, we can develop the materials by adapting them in order to improve or to make them more suitable to learners' needs. He adds, a good material development should be developed based on the basic principles as follows:

1. Materials should achieve impact
2. Materials should help learners to feel at ease
3. Materials should help learners to develop confidence
4. Materials should be relevant and useful
5. Materials should require and facilitate learner self-investment
6. Learners must be ready to acquire the point being taught
7. Should expose the learners to language in authentic use
8. Giving learners' attention should be drawn to linguistic features of the input
9. Provide the learners with opportunities to use the target language to achieve communicative purposes
10. Positive effects of instruction are usually delayed
11. Learners differ in learning styles
12. Learners differ in affective attitude
13. Permit a silent period at the beginning of instruction

14. Maximise learning potential by encouraging intellectual, aesthetic and emotional

15. Not rely too much on controlled practice

16. Provide opportunities for outcome feedback

Pordo & Tellez (2009) reveal that material development is mostly appropriate due to its inclusivity including adaption, creation of learning and teaching exercises, a task, an activity, a lesson, a unit, or a module which composed of several units. In this research, the researcher will develop an ELT materials based on religious moderation for the eleventh grade students that focus on report text unit.

C. Religious Moderation

According to Arif (2021), the word moderation in the Oxford dictionary is defined as "avoiding excess or extremes, especially in someone's behavior. The Indonesian dictionary (KBBI) states that moderation is "the reduction of violence and the avoidance of extremes. Moderate is not extremes but fair, and the middle path or direction can be practiced in all respects including religious attitudes. Meanwhile, the word "religious" is the attitude of a certain person or entity in understanding and practicing the teachings of their religion in everyday life, so it can be concluded that religious moderation can be called "a middle attitude that avoids extremism and/or liberality, fair and proportionate in understanding and practicing religious teachings for its adherents".

Ridwan & Pelu (2021) state, in English, the word moderation is often used in the sense of average, core, standard, or non-aligned. In general,

moderation means promoting balance in terms of beliefs, morals, and disposition, both when treating others as individuals, and when dealing with state institutions. Thus, moderation is a statement of a person's attitude towards a choice or action he will take. Pelu & Nur (2022) add, Religious Moderation itself is an icon or pillar of the Ministry of Religion which was sparked by the Minister of Religion Lukman Hakim in 2014. Nisa & Muhlis (2022) assume that the concept of religious moderation is not only found in Islam, but the concept of religious moderation is also found in all recognized religions in Indonesia.

The development of ELT material based on religious moderation regarding report text will be carried out in this research by interpreting the fourth indicators compiled by the Ministry of Religious Affair. The fourth indicators are: national commitment, tolerance, non-violence, and accomodative to local culture. First, nationality always has a commitment, which aims to know and see that people's religious practices do not experience conflict so that they are the same as the values in the 1945 Constitution and Pancasila. Second, tolerance is used as an indicator of moderation in religion because it aims to know and see people who, in religion, can accept the differences in beliefs and religions of other people and not disturb other people when they express their opinions and express their ideas, Third, non-violence is an indicator of moderation, where the hand aims to see and find out how far a person is in peacefully expressing beliefs and understanding of religion so that it does not cause mental, physical, or verbal violence, fourth, behavior and

accommodative attitude when having a religion is related to the local culture. This indicator aims to understand the acceptance of religious practices from regional traditions and cultures (Gumuruh, 2023)

The application of Religious Moderation in English learning is very important to do, so that in learning English not only subjects that are only focused on mastering knowledge, for example the ability to memorize vocabulary and the skill of making sentences in English but also implied values of religious moderation. Sholikhah (2022) reveals that application of moderation carried out within schools aims to eliminate problems that often occur such as conflicts between students caused by trivial problems and can eventually ridicule each other and make each other down.

D. Report Text

According to Rais (2023), report text is an English text that presents information as it is. The content of the report text provides information related to an object, which can be an animal, place, event or something else in general and in accordance with the state of the object. For example, the object is damaged, then the content of the text will tell the state of the object is not in good condition. This report text has similarities to descriptive text. Both of these texts provide information related to an object, which can be a human, animal, place, event or something else. In addition, the function of these two texts is to provide factual information related to the object depicted to the reader. The difference is that descriptive text will describe a specific object, while report text provides information related to general objects. For example,

if in text form, descriptive text will talk about "My School", which will discuss the characteristics of the school such as where it is located, what color, how many classes are there and others. While the report text will contain about "School" which discusses what is meant by school, what is the function of the school, and what things are related to school.

Generic structure of report text is general classification and description. General classification is contained in the first paragraph. The paragraph will discuss the general aspects related to the object to be written. For example, plants, animals, places, objects, and others. While, the description will be in the second paragraph to the end. In it there is a discussion that will be more detailed and there will be several parts. For example, the characteristics of an animal, then its habitat, then its food and others (Rais, 2023). Language features of report text uses simple present tense, passive voice, linking verbs, some of action verb, and conditional logical connection. In this research, material about report text will be developed by adding the values of religious moderation in it.

E. The Basic Competence of Report Text Unit for the Eleventh Grade at MAS Madani Alauddin Pao-Pao

Sobirovna & Hakima (2024) define syllabus as a document that contains general information about the class, including learning objectives, the timetable, the teaching staff, prerequisites, assessment weighting, and additional classroom details. Syllabus includes all the chapters and topics in

detail along with the reference books, study guides and further academic instructions. In this research, the researcher will use the english syllabus as one of the important sources of information to analyze the design of teaching material for the eleventh grade students at MAS Madani Alauddin Pao-Pao. The English syllabus could be used to determine learning objectives, goals, and time allocation in a unit. The researcher will develop materials based on basic competencies 3.5 and 4.5 based on the syllabus used at the school.

Table 2. 1**Basic competence of report text unit for the second semester of the eleventh grade students at MAS Madani Alauddin Pao-Pao**

<i>Kompetensi Dasar</i>	<i>Alokasi Waktu</i>
<p>3.5 menerapkan fungsi sosial, struktur teks dan unsur kebahasaan teks interaksi transaksional lisan dan tulisan yang melibatkan tindakan memberi dan meminta informasi terkait keadaan / tindakan / kegiatan / kejadian tanpa perlu menyebutkan pelakunya dalam teks ilmiah, sesuai dengan konteks penggunaannya. (perhatikan unsur kebahasaan passive voice)</p> <p>4.5 menyusun teks interaksi transaksional lisan dan tulis yang melibatkan tindakan memberi dan meminta informasi terkait keadaan / tindakan / kegiatan / kejadian tanpa perlu menyebutkan pelakunya dalam teks ilmiah, dengan memperhatikan fungsi sosial, struktur teks, dan unsur kebahasaan yang benar dan sesuai konteks</p>	16 JP

F. Research and Development: ADDIE Model

The researcher in education field will use a research and development (R&D) method by Borg & Gall (1983) as method to develop and validate the educational product. Gay (1991) in Gustiani (2019) reveal that this method has been considerably applied by education practitioners and pedagogues in designing their models of educational products. Safitri et al. 2020) add, R&D is a research method which focused on developing, produce a certain product and get then the product examined with an expert to know the effectiveness of product before the product used.

According to Gall et al. (2003), there are ten steps in conducting R&D Method which includes Research and Information Collection, Planning,

Developing Preliminary of Product, Preliminary Field Testing, Revising Main Product, Main Field Testing, Revising Operational Product, Operational Field Testing, Revising Final Product, and Disseminating and Implementing. However, in the implementation some educational researchers modified the ten steps into simpler steps due to the need and context of their research.

Amali et al. (2019) classify that there are various kinds of research models can be used as a reference in this Research and Development research such as Borg and Gall Development Model, 4D Development Model, and ADDIE Development Model. In this research, the development model that will be used is ADDIE model. Aldoobie (2015) states that ADDIE model is one of the most common models used in the instructional design field a guide to produce an effective design. This model is an approach that helps instructional designers, any content's developer, or even teachers to create an efficient, effective teaching design by applying the processes of the ADDIE model on any instructional product.

ADDIE stands for Analyze, Design, Develop, Implement, and Evaluate was designed to ensure that the learners achieved the goals and objectives of the learning purposes. It also provided simple procedure to design and develop materials (Safitri et al. 2020). ADDIE is a generative process because it applies concepts and theories to specific contexts (Branch 2009). Petreson (2003) in Tjahyanto (2022) believes that ADDIE model is a beneficial model to be applied in a course because this model focuses more

on the students. According to Branch (2009), There are five stages of the ADDIE model. First, Analyzing the learning situation or it can also be considered as the need analysis. Second, Designing the objectives and the principles of the learning situation. Third, Developing the resources to suit the objectives. Fourth, Implementing the resources in the learning situation. Finally, evaluating how the resources met the needs. In this research, The ADDIE model served as the foundation for this study's research on creating effective teaching modules.

G. Conceptual Framework

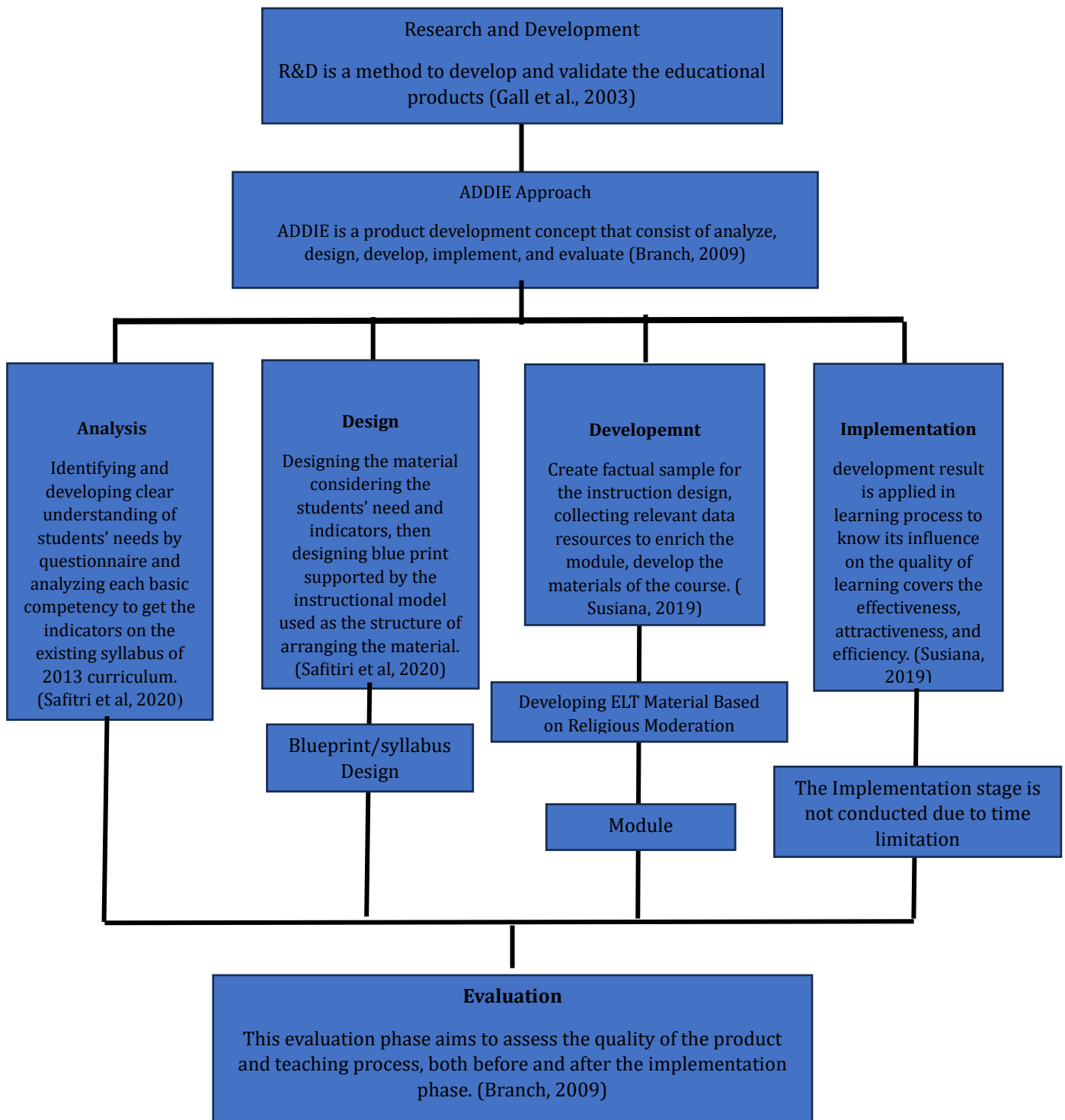


Figure 2. 1 conceptual framework

Based on the conceptual framework above, it describes the systematic process that will be followed to develop ELT materials based on religious moderation for the eleventh grade students at MA Madani Alauddin Pao-Pao. The ADDIE model will be used as the instructional expansion design in this research's R&D method. According to Branch (2009), there are five stages of the ADDIE model. First, analyzing the learning situation or it can also be considered as the need analysis. Second, designing the objectives and the principles of the learning situation. Third, developing the resources to suit the objectives. Fourth, implementing the resources in the learning situation. Finally, evaluating how the resources met the needs.

However, there are only four stages that will be conducted by the researcher. The first stage is analysis, the analysis is the process of identifying and developing clear understanding of students' needs by questionnaire (Safitri et al, 2020). Brown (2005) in Zohoorian (2015) reveals that needs Analysis is the process of gathering information about the needs of a particular client group in industry or education. Aldoobie (2015) assumes that there are four things that we need to carry out the analysis phase: we have to analyze the learners (where they are at, their skills and needs, etc.), develop an instructional analysis (to provide the necessary steps and present opportunities to learn and use new information in an instruction), create instructional goals (aimed at specifying the end desired result), and analysis learning objectives (how to measure the attainment of goals). In this research,

the researcher will analyze the students' needs by using a questionnaire, also each basic competency to get the indicators on the existing syllabus.

The second stage is the design stage, in this stage, designing the material considering the students' need and indicators is conducted, then designing blue print / syllabus supported by the instructional model used as the structure of arranging the material (Safitri et al, 2020). Educational module learning communities must be carefully planned. The characteristics of learning modules should be adequately designed during this phase to accommodate students' needs. The researcher chooses the learning objectives and goals based on the syllabus. A course grid containing sections for each topic, aims, learning activity, input, and time allocator then created by the researcher. The content of the instructional materials will be chosen and arranged according to the course grid. After the data has been chosen from several websites, the tasks will be planned and grouped into units. The consultant will be asked to give access to the material's design before it was created so the researcher is able to offer suggestions for revisions.

The next stage is development. In the Development stage, create factual sample for the instruction design; collecting relevant data resources to enrich the module, develop the materials of the course; making illustration, scheming, and creating graph needed, typing, editing, and also laying out the text book is performed, run through the conduction of the design; validating the draft of development product and revision after expert input will be performed (Susiana 2019) . In this stage, the creation of an English module

based on religious moderation for the eleventh grade students on report text must be finished. After that, for implementing planned teaching, selecting or developing all the necessary tools, evaluating learning outcomes, and completing the remaining stages of the ADDIE teaching design series (Branch, 2009). The researcher will create a module from the material after designing it. This step consists of the two tasks of module validation and product testing. The goal of module validation is to evaluate a module's viability before it is used. The module will be validated by two knowledgeable lecturers. After the module is redesigned, the two validators are asked to answer questions about the feasibility of the module's content, linguistic component, presentation component, and graphic component on a product validity questionnaire.

Next is implementation stage, in this stage, development result will be applied in learning process to know its influence on the quality of learning covers the effectiveness, attractiveness, and efficiency (Susiana, 2019). However, this stage will not be conducted by the researcher because of time constraints. Common components of an implementation strategy are student plans and facilitator plans (Branch, 2009). Teachers are required to manage the study program in order to convey the implementation strategy properly. The researcher will prepare and edit the materials before using them in this study. The module will be used in the classroom, and the curriculum will determine how many meetings there will be.

The last stage is evaluation. This evaluation phase aims to assess the quality of the product and teaching process, both before and after the

implementation phase (Branch, 2009). The evaluation procedure is a crucial step to ensure that the materials satisfy the student's needs. He clarifies that the ADDIE model's definition of evaluation includes both formative and summative evaluation. In this research, the formative evaluation was only used during the phases of Analysis, design, and development. During the analysis phase, the researcher will give the supervisor a summary of the analysis results for review. In addition to passing the feasibility assessment checklist of the created module for two validators during the development phase, the researcher will distribute the syllabus design validity supervisor's questionnaire during the design phase.

CHAPTER III

RESEARCH METHODOLOGY

A. *Type and Location of Research*

1. Research Type

The type of this research was field research, which means the researcher conducted a research directly to the location to obtain and collect data. Moelong (2012) in Laksono (2022) assumes field research as a broad approach in qualitative research or as a method for collecting qualitative data.

2. Research Location

This Research conducted at MAS Madani Alauddin Pao-Pao. The school was founded by Prof. Muin Salim rector IAIN Alauddin Makassar (1998-2002). Dr. H. A. Achruh AB. P., M. Pd. L. as the foundation's President and Rustan S. Pd. As The headmaster. The school is located on Bontotangnga street, Paccinongan Village, Somba Opu sub-district, Gowa regency. The school has been accredited A.

B. *Research Approach*

The approach used in this research is quantitative and qualitative approach. Donatus (2016) assumes that quantitative and qualitative approaches are scientific methods used to capture empirical experiences about social reality and organize these empirical experiences into a logical reasoning system. These two approaches cannot be strictly separated when

the researcher is dealing with events in the research field. The quantitative approach is more related to data collection, while the qualitative approach is more related to the subject's understanding and interpretation of the meaning of the data. Both can be used as a single approach method.

C. *Research and Development Design*

The method used of this research is Research and Development (R&D) method. Borg and Gall (1983) in Okpatrioka (2023) state that Research and Development (R&D) is a process used to develop and validate educational products. The steps of this process are usually referred to as the R&D cycle, which consists of studying research findings pertinent to the product to be developed, developing the products based on these findings, field testing it in the setting where it will be used eventually, and revising it to correct the deficiencies found in the field-testing stage. In more rigorous programs of R&D, this cycle is repeated until the field-test data indicate that the product meets its behaviorally defined objectives. ADDIE model was used to develop English Language Teaching materials based on religious moderation for the eleventh grade students at MA Madani Alauaddin Pao-Pao. According to Branch (2009), ADDIE is an acronym for Analyze, Design, Develop, Implement, and Evaluate. He adds, ADDIE is a product development concept.

D. *Data Sources*

In this research, the researcher needed an object so that the problem can be solved. Population is the object in this research, so the researcher was able to process data and to facilitate data processing, the researcher took part of the number and characteristics possessed by the population called the sample. Sugiyono (2017) defines population as areas of generalization of objects that have certain qualities and characteristics are determined by the researcher to be studied and then drawn conclusions. He adds, the sample is part of the number and characteristics possessed by the population.

There are several techniques in sampling to conduct a research. Sugiyono (2017) explains that sampling technique is a technique to determine the sample to be used in research. Sampling techniques are divided into two groups, namely probability sampling and non probability sampling. In this research, researcher used non probability sampling. According to Sugiyono (2017), non probability sampling is a sampling technique that does not provide equal opportunities for each element or member population to be selected as a sample. These sampling techniques include, systematic, quota, accidental, purposive, saturated, snowball sampling. In this reseach, researcher used purposive sampling, Sugiyono (2016) adds, Purposive sampling is a data source sampling technique with certain considerations. The reason for using Purposive Sampling technique is because not all samples have criteria that match the phenomenon under study. Therefore, the researcher chose the Purposive

Sampling technique which determines considerations or certain criteria that must be met by the samples used in this study.

The subject of this research consists of three groups namely students, teachers , and experts.

Table 3. 1
Data Sources

No	Category	Gander		Total
		Male	Female	
1	Students	13	17	30
2	Teachers	1	1	2
3	Experts	1	1	2

1. 4 classes of the eleventh grade students at MAS Madani Alauddin Pao-Pao that consists of 114 students with 29-30 students in one class were a population of this research, and the researcher took 1 class with 30 students to be used as a sample.
2. 2 English teachers who teach the materials in the eleventh grade at MA Madani Alauddin Pao-pao.
3. 2 Experts who will measure the validity of the developing material.

E. *Prosedures of Collecting Data*

The ADDIE Model, which includes the stages of analysis, design, development, implemantition, and evaluation set the data collection procedure in this research.

Table 3.2
Research Timeline

Phase	Activities	Date
Analysis	Analyzed the documents (existing book and syllabus)	February, 6 th 2024
	Conducted an interview with the teacher	March, 22 nd 2024
	Distributed questionnaires for preliminary research (students)	April, 27 th 2024
	Distributed questionnaires for need analysis (students)	May, 17 th -18 th 2024
Design	Designed a blueprint	May, 21 st -28 th 2024
Development	Developed the module	May, 29 th – July, 10 th 2024
Implementation	-	-
Evaluation	Validated the blueprint and the module	June, 14 th – 29 th 2024

1. Analysis

The researcher gathered an important information during the analysis stage to develop teaching materials. Initially, the researcher has conducted preliminary research on the existing syllabus and materials by conducting teacher interview and document analysis. Then, the researcher distributed questionnaires to the students. The questionnaire includes information about the student's identity, the target needs to be identified from the syllabus and existing materials, and learning needs, which includes several important questions about the organization material, the content of the material, and the characteristics of the learners. Peer review will use to evaluate the questionnaire.

The interview guidelines were addressed to the teachers as the primary informants during the need analysis procedure. Furthermore, the researcher examined a few documents to determine the nature of the information students are expected to learn from. The target needs questionnaire includes students' deficiencies, whereas learning needs include the six task components: goal, input, procedure, teacher role, learner role, and setting. The questionnaire results were analyzed using a ratio. Then, the target and learning need analysis results were used to create the syllabus design.

2. Design

Based on the syllabus, the researcher determined the learning goals and objectives. The researcher then composed a blue print of the material to be developed based on the results of the questionnaire that has been distributed that includes topics, goals, learning activities, input, and time allocation. The blue print was directed the selection and management of teaching materials. The task was designed and sequenced in a unit after the content was chosen from various resources. The material design was given to the validators for revisions.

3. Development

After creating the materials, the researcher turned them into a module. During the development procedure, the researcher focused on the scope of the development English Teaching Material based on religious moderation by interpreting the fourth indicators of it,

organizing the materials by viewing the graphics, design, and layout, and implementing the principles of a qualified textbook. Following the development of the textbook, the researcher assessed its validity by evaluating its content, language, presentation, and graphics. Two experts received the textbook and questionnaire. The questionnaire was available in closed-ended formats.

4. Implementation

Due to time constraints, the researcher did not continue this research at the implementation stage. The researcher concentrated on basic competencies 3.5 & 4.5 material in the second semester of class XI at MA Madani. The researcher expects that further researchers will be able to work on this implementation stage by implementing the products developed by the researcher.

5. Evaluation

The evaluation stage is the final process in the ADDIE model. The researcher evaluated each step to ensure that the goals are met by using instructional design and materials that meet the needs of the learners. Furthermore, there are two types of evaluation: formative and summative. Summative evaluation is the accurate assessment or outcome of what is observed. Formative evaluation will be carried out at the end of each stage to improve the prototype of teaching materials created before they are implemented. So, after completing the development stage, the researcher will provide materials, validation

checklists, and acceptability checklists to experts (lecturers) to check the product's quality, whether the material being developed meets the needs of students, whether can be used in class and to prove the product's validity. In contrast, revisions are carried out in response to evaluation results or needs that still need to be met by developing teaching materials. So that after evaluation, there will be inappropriate, and the researcher will make revisions for improvement.

F. *Research Instruments*

The data of this research were collected by using four instruments: questioner, an interview, a document, and a validation checklist.

1. Questionnaire: A questionnaire is simply a list of mimeographed or printed questions that is completed by or for a respondent to give his opinion. It enables quantitative data to be collected in a standardized way so that the data are internally consistent and coherent for analysis. There are about four different types of questionnaire designing for a survey, which are Contingency questions/Cascade format, Matrix questions, Closed-ended questions, Open-ended questions (Roopa & Rani, 2012). The questionnaire includes information about the student's identity, the target needs to be identified from the syllabus and existing materials, learning interest and learning needs.

2. Interview Guidelines: An interview guide is an essential component for conducting interviews. An interview guide is also the list of questions, topics, and issues that the researcher wants to cover during the interview. The interview guide should be clear and avoid ambiguity (Monday 2020). Interviews are used as a data collection technique not only when the researcher wants to conduct a preliminary study to find problems that must be studied, but also when the researcher wants to know more about the things of the respondent.
3. Documents: According to Bowen, Document analysis is a systematic procedure for reviewing or evaluating documents both printed and electronic material. Fortuna (2020) categorizes that document analysis can be of written or textbased artifacts (textbooks, novels, journals, meeting minutes, logs, announcements, policy statements, newspapers, transcripts, birth certificates, marriage records, budgets, letters, e-mail messages, etc.) or of non-written records (photographs, audiotapes, videotapes, computer 22 images, websites, musical performances, televised political speeches, YouTube videos, virtual world settings, etc.). The documents that will be reviewed and evaluated by researcher are the book, teaching material, and the syllabus used by the teachers for the eleventh grade students at MA Madani Alauddin Pao-Pao.

4. Validation Checklist: A validation list or review list was given to the experts (two experts) to validate the product.

G. Data Analysis Techniques

Data are gathered through questionnaires, interviews, documents, and a validation checklist. The quantitative data is described by a questionnaire of need analysis and a validation checklist, while the qualitative data is described by an interview and documents. The researcher used the following techniques to analyze the data:

1. Quantitative Data

a. Needs Analysis Questionnaire

The needs analysis questionnaire analyzed to find out how often something occurs. Data from the analysis will be obtained by using Google Form. The questions asked are tailored to students' needs. After that, the form will be distributed to students and the results of the need analysis come out automatically on Google Form. A type of questionner that was used in this research was closed-ended questionnaire.

b. Validation Checklist

Two validators and two English teachers received a validity checklist to evaluate the syllabus design and developed module. The validation checklist covers four BSNP aspects: content feasibility, presentation feasibility, language feasibility, and graphics feasibility. The questionnaires are examined to determine the average score (mean score).

$$Validity = \frac{\text{gained score}}{\text{maximum score}} \times 100\%$$

Table 3.3

Criteria for validity (Lestari et al., 2018)

No	Criteria of Validity	Descriptive rating
1	Very valid	4.51-5.00
2	Valid	3.51-4.50
3	Enough valid	2.51-3.50
4	Less Valid	1.51-2.50
5	Not valid	1.00-1.50

2. Qualitative Data

Qualitative research is concerned with feelings, ideas, or experiences (Ugwu & Eze Val, 2023). According to Miles et al. (2014) in managing qualitative data there are three steps, namely data condensation, data display, drawing and verifying conclusions.

a. Data condensation

Data condensations is the process of selecting, focusing, simplifying, and arranging of information gathered from interviews, notes, documents, and other sources. At this point, the researcher identifies important outcomes from the data and categorizes them, which include data from the analysis findings and from interviews.

b. Data display

The subsequent stage is data display. The data shown here can take the form of properly structured tables, graphs, charts, pictograms,

and others. The presentation of data organizes and arranges it in a relationship pattern, making it easier to fully comprehend.

c. Drawing and verifying conclusions

The results of interviews and documents at this stage will be described more clearly, analysis will help make conclusions in research. Through reference to field notes or other data collection can verify preliminary conclusions.

CHAPTER IV

RESEARCH RESULT AND DISCUSSION

The data collected during the research were presented and analyzed systematically and theoretically at all stages. The analyzed data were used in all development processes to develop ELT materials unit based on Religious Moderation for students in the eleventh grade at MAS Madani Alauddin Paopao.

The results of the research and discussion are presented systematically according to the stages of the ADDIE model. In other words, this section describes the results of the need analysis, the systematic planning and design process, and the evaluation results of the developed module.

A. The Result of The Analysis Phase

1. The Result of Content Materials Based on the Documents

The result of the needs analysis based on the curriculum 2013 consists of basic competencies 3.5 and 4.5 with report text material that is expected to be understood by students. Comparing social functions, text structure, and linguistic elements of text oral and written, capturing meaning and designing report text becomes a topic in this material. Then in each lesson, there are main skills that are integrated into a systematically organized flow of skill, so the learning activities using the project based learning (Pjbl) approach include Determining the topic, pre-communication, determining the basic question, design the project plan, the result, and evaluating experiences. Lastly, instructional

instruction refers to prelearning; the type of activity consists of individual activities, small group activities; the number of activities; and the glossary. In other words, the results of this analysis are based on textbooks used by eleventh-grade students of MAS Madani Alauddin Pao-Pao. The book used is a book from the Ministry of Education and Culture of the Republic of Indonesia based on the Curriculum 2013 with the title "*Bahasa Inggris*". This book consists of eight parts which include four chapters in the first semester and four chapters in the second semester. However, the researcher focused on chapter eight of the second semester entitled "Explain This!!" related to report text.

2. The Result of Need Analysis Based on the Students' Questionnaires

The questionnaire is divided into three sections: the organization of the material, the content of the material, and students' characteristics. After distributing the questionnaires to the students, the results were compiled in the table below, presented in this section.

a. Organization of Material

In this stage, an evaluation will be made of how to structure and organize the content of the module created. The goal is to present the material logically and well structured so that it is easily understood by students.

Table 4. 1
The Result of Organization Material

Organization of Material		
Number	Question	Answer
1.	In your opinion, do the instructional objectives need to be put in the material of "Report Text" unit?	Yes = 90% No = 10%
2.	Related to the "Report Text" unit, what kind of exercise do you prefer?	Individual = 23.3% Pair = 16.7% Discussion (small group) = 56.7% Project (big group) = 3.3%
3.	Related to the "Report Text" unit, what kind of assignment do you prefer?	Making report text = 40% Reading report text = 30% Discussion = 30%
4.	Does the summary need to be put in the "Report Text" unit?	Yes = 96.7% No = 3.3%
5.	What kind of reflection do you suggest about the learning "Report Text" unit?	Note = 63.3% Presentation = 36.7%
6.	Does the glossary (word list) need to be put in the "Report Text" unit?	Yes = 93.3% No = 6.7%

The table above shows that there are 90% students expressed their interest in instructional objectives related to Report Text. The type of exercise that attracts students' attention the most is discussion (small group) during the learning process about Report Text, with a total of 56.7% votes. In addition, 40% of students prefer to complete the task by making Report Text. As for the summary, 96.7% of students desired the inclusion of summary in the Report Text material. Regarding the type of reflection on the Report Text

material, 63.3% of students preferred taking notes. In addition, 93.3% of students agreed that word lists should be included in the materials related to Report Text.

b. Content of Materials

In the content of the material, it consists of the core subject matter of learning. The content of learning material plays an important role in learning because this explanation determines the effectiveness of students in understanding learning topics.

Table 4. 2
The Result of Content Materials

Content of the Material		
Number	Question	Answer
7.	If the material "Report Text" unit has been developed, which field are you intrested in?	School Environment = 23.3% Family Environment = 0 Community environment = 23.3% All of them = 53.3%
8.	Do you agree if the material of "Report Text" unit contains the topic of national syimbols?	Yes = 83.3% No = 16.7%
9.	Do you agree if the material of "Reprt Text" unit contains the topic of social media?	Yes = 86.7% No = 13.3%
10.	Do you agree if the material of "Report Text" contains the topic of drugs?	Yes = 83.3% No = 16.7%
11.	Do you agree if the material of " Report Text" unit contains the topic of traditional house?	Yes = 56.7% No = 43.3%

Based on the student's choice, the material that was developed based on Religious Moderation was material in the areas of the school environment, community environment, and family. In addition, The material developed contains the fourth indicators of religious moderation, namely national commitment, tolerance, non violence, and accomodating to local culture.

c. Students' Characteristics

To determine the right teaching method based on the needs of students, it is important to understand the characteristics of students first, which will help generate strong motivation for learning in them. Therefore, teachers need to understand clearly the knowledge and challenges that students face to be able to choose the right teaching methods to apply in the classroom.

Table 4. 3
The Result of Students' Characteristics

Students' Characteristics		
Number	Question	Answer
12.	Related to the learning stayle, what kind of learning style do you prefer?	Visual (pictures, graphs, charts, etc) = 73% Auditory (videos, discussion, etc) = 80% Kinesthetic (drama, experiments, impersonate, etc) = 63.3%
13.	In what way do you like in learning " Report Text" unit?	Through playing games = 16.7% Through practicing directly = 16.7%

		Through listening materials = 33.3% All of them = 33.3%
14.	Related to the learning material "Report Text" unit, what kind of learning material form do you want as your learning preference?	Texts = 20% Pictures = 20% All of them = 60%
15.	In your opinion, what kind of problems do you often face when learning English, especially in the material "Report Text" unit?	Lack of vocabulary knowledge = 56.7% Uninteresting topic/boring material = 16.7% Unfamiliar context = 6.7% Uncommon word combination = 13.3% Too many words have the same meaning = 6.7%

Based on the result of the students' characteristics survey, 80% of students prefer auditory learning style. During English learning, it was found that students liked a combination of activities, including listening to materials, doing hands-on practice, and playing games. In addition, in the section regarding types of teaching materials, students indicated 60% for elements including text and pictures. In the last section, regarding the problems faced by students in English lessons, it was seen that 56.7% of students lack of vocabulary.

Table 4. 4
The List of Need Inventory

Number	List of Need
1.	Students want the instructional objectives to be included in the material of Report Text
2.	Students want exercise activities to be incorporated into the material in the form of discussion (small group)
3.	Students want the kind of task activities in the material which is to make a report text
4.	Students want the summary to be included in the material Report Text
5.	Students want to use reflection with the type of note in the material Report Text
6.	Students want the glossary to be included in the Report Text material
7.	Students want to learn the material of Report Text in all environments (School environment, community environment, and family)
8.	Students want to learn Report Text material containing the topic of national symbols
9.	Students want to learn Report Text material containing the topic of social media
10.	Students want to learn Report Text material containing the topic of drugs
11.	Students want to learn Report Text material containing the topic of traditional house
12.	Students want to use the auditory learning style in the Report Text material
13.	Students want to use all the ways in learning Report Text material, which consist of listening to materials, doing hands-on practice, and playing games.
14.	Students want to use the type of learning materials in the material Factual Report Text which consist of text and pictures
15.	Students have the problem of Lack of vocabulary knowledge in English learning material.

The needs inventory list presents the conclusion of the results of the student need analysis, which then becomes the source for designing the blueprint based on the questionnaire results and the material standards in the syllabus.

3. The Currently Used English Teaching Material

The current English teaching materials are sourced from a companion book entitled "*Bahasa Inggris*". This book provides relatively general material and does not contain religious moderation.



Figure 4. 1 The Currently Used Book

As seen in the pictures above, in the cover of chapter 8 there are basic competencies 3.5 and 4.5, which should not be placed on the first page or on the cover of the chapter because the basic competency section is the core of the chapter, so it can be said that one of the shortcomings of the books used by students is that there are no covers for each chapter.



Read the text given below.

Earthquakes

Earthquakes – being among the most deadly natural hazards – strike without any prior warning, leaving catastrophe in their wake with terrible loss of human lives as well as economic loss.

Technically, an earthquake (also known as tremor, quake or tumbler) is a kind of vibration through the earth's crust. This vibration occurs as a result of powerful movement of rocks in the earth's crust. These powerful movements trigger a rapid release of energy that creates seismic waves that travel through the earth. Earthquakes are usually brief, but may repeat over a long period of time. (Earth Science, 2001)

Earthquakes are classified as large and small. Large earthquakes usually begin with slight tremors but rapidly take form of violent shocks. The vibrations from a large earthquake last for a few days known as aftershocks. Small earthquakes are usually slight tremors and do not cause much damage. Large earthquakes are known to take down buildings and cause death and injury (Richter, 1935). According to some statistics, there may be an average of 500,000 earthquakes every year but only about 100,000 can be felt and about 100 or so can cause damage each year.

Earthquakes are dreaded by everyone.



Figure 8.1 Earthquake disaster

Discussion

1. Have you ever witnessed an earthquake? What effect did it have on you?
2. Why are earthquakes considered as the most deadly natural hazards?
3. Did you notice anything specific about the way this text is written?
4. What kind of text is this?


TAMIL NADU SAHITYA AKADEMI

Figure 4. 2 the currently used book

In the pre activity page, students are instructed to read the report text material about the earthquake and then they are asked to discuss questions about the text. However, the text presented does not contain the value of religious moderation.

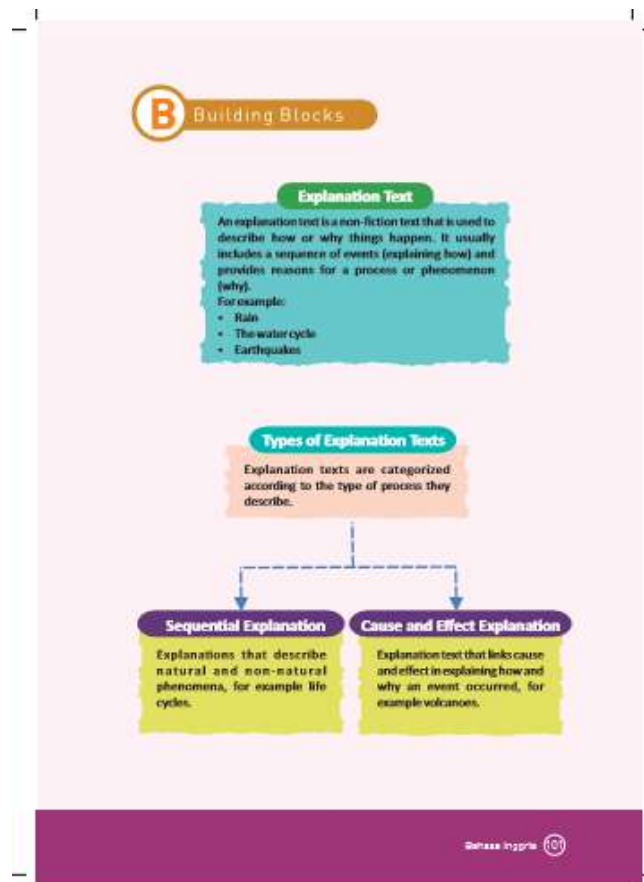


Figure 4. 3 the currently used book

This page mentions the examples of report text seperti rain, the water cycle, and earthquakes. However the examples mentioned above does not contain the value of religious moderation.



Figure 4. 4 the currently used book

On this page, students are asked to make an opening statement of phenomenon. However, the example given does not contain the value of religious moderation.



Figure 4. 5 the currently used book

On this page, students are asked to choose and explain one of the topic given in front of the class. However, the topic given does not contain the value of religious moderation.



Figure 4. 6 the currently used book

On these pages, students are asked to write a report text based on the material explained before. However, the material studied previously did not contain the value of religious moderation.

The current English textbook does not have materials that reflect the value of religious moderation. As a response, the researcher decided to modify some of the material in the chapter eight by infusing the value

of religious moderation, including the text of topics related to religious moderation. The researcher's goal in incorporating religious moderation in learning is to improve character development. The fourth indicators of religious moderation namely national commitment, tolerance, non-violence, and accomodating to local culture can be a foundation to achieve this mission. This approach enriches language teaching and encourages character development, thus promoting a more inclusive and harmonious society.

The analysis stage was very important to carry out, as stated by Yassi & Kaharuddin (2018), needs analysis has an important role in the syllabus design process for English subjects because making a syllabus needs to be preceded by a needs analysis to set goals and objectives. Therefore, before making a product, the researcher carried out an analysis stage first with the aim that the product created could suit the students' needs.

The analysis is the process of identifying and developing clear understanding of students' needs by questionnaire (Safitri et al, 2020). Aldoobie (2015) assumes that there are four things that we need to carry out the analysis phase: we have to analyze the learners (where they are at, their skills and needs, etc.), develop an instructional analysis (to provide the necessary steps and present opportunities to learn and use new information in an instruction), create instructional goals (aimed at specifying the end desired result), and analysis learning objectives (how to measure the

attainment of goals). In this research, there are 3 sources that are used as a reference by the researcher to identify students' needs, namely the curriculum 2013 that consists of basic competencies 3.5 and 4.5 with report text material, the results of the distribution of questionnaires, and the currently used English teaching material.

The results of the research at the analysis stage above showed that class XI MAS Madani Alauddin Pao-Pao did require material that was developed based on Religious Moderation. As the results of the analysis of student needs were obtained from distributing questionnaires, students wanted the integration of Religious Moderation into English language material. Like the research conducted by Ismail (2023) with the research title "Pengembangan Media Pembelajaran Majalah Ilmu Alam Berbasis Moderasi Beragama pada Mata Pelajaran IPA di Kelas V SD/MI" which also used the RnD method, the results of the analysis of needs through the questionnaire from the research also showed that the school where the researcher conducted the research also needed the developing material based on Religious Moderation.

B. The Result of The Product Design

The result of the analysis stage provides information about the process of designing the syllabus. The syllabus provides the essential components that the researcher needs to develop materials. The syllabus is prepared based on need analysis, basic competencies, and learning indicators. In this research, the researcher adapted the components of the

syllabus that had been used by Khaeratunissa (2023) in developing a textbook that contains the value of religious moderation. These components include unit title, basic competence, indicator, language focus, input, learning activity, islamic value, and time allotment. The researcher only changed the islamic value to religious moderation and the researcher also added the learning outcomes component to the syllabus. Project-based learning does involve not only tasks but also activities. So the syllabus components that the researcher has used include unit title, basic competence, learning outcomes, indicator, input, language focus and skills, religious moderation, learning activity, and time allotment (you may check the appendix 5 on page 135).

1. Unit Title

The title of the unit is "Report Text". This title is taken from the material in chapter 8 of a book titled "Bahasa Inggris SMA/MA class XI (2017)" based on Curriculum 2013 (K13). The book has been used by teachers to teach English at school. The topic was adopted from the existing textbook because it was interesting and important. The topic was adapted from the existing book with the addition of a few words and Some materials from the internet to make it more interesting and relevant to the material being taught. The topic is related to one of the important skills students should have in making a text that is writing.

2. Basic Competence

The unit “Report Text” is based on the basic competencies and indicators 3.5 and 4.5. These components represent learning objectives and play an important role in assisting researcher in developing instructional designs to facilitate effective learning outcomes for students. The basic competencies are derived from the syllabus used by teachers. Since the government has formulated these basic competencies to assess student achievement at the national level, the researcher decided not to change them. In other words, the content of this unit is aligned with the specific learning objectives outlined by the official curriculum, ensuring that student progress can be accurately measured on a broader scale.

3. Learning Outcomes

Learning outcomes is an expression of educational goals, which is a statement about what students know, understand, and can do after completing a learning period. Learning outcomes are abilities acquired through the internalization of knowledge, attitudes, skills, competencies, and the accumulation of work experience (Santoso et al. 2015).

4. Indicator

The researcher decided to develop Indicators based on the results of the needs analysis which are equivalent to basic competencies to make them more suitable for students. In developing indicators, researcher consider the basic competencies and indicators put forward

by (Anderson et al., 2001) . They stated that there are 6 stages in the taxonomy bloom, the first is remembering. In the process of remembering, students use their memory to recognize information that has been learned before. The second is understanding, students are able to identify what they have learned based on their understanding. The third is applying, students apply the knowledge they have received into a project carried out in groups. Next is analyzing, students are able to analyze the relationship between one material and another. The next stage is evaluating, in this stage, students are expected to be able to provide an assessment based on the criteria and assessment standards that have been given. And the last stage is creating, students are asked to produce a project based on the material they have learned.

5. Input

The input of the developed module is related to important key concepts that students should be aware of. In addition, input is also related to supporting content that will help students understand what they will learn. In the blueprint, the input component consists of instructional goals, report text learning topics, text, images, and videos in the form of barcode scans, word lists, and summaries. The instructional goals is a statement about what students know, understand, and can do after completing a learning period. The topic explanation is intentionally added to build students' understanding of report text. The text is added as part of the report text task. The text is

deliberately added so that students are more familiar with and able to learn and analyze events/occurrences by paying attention to the social function, text structure, and linguistic elements of the report text. Images are included as supporting elements to understand the concepts in the material, as a tool to increase attractiveness, or as a component to complete a task. Vocabulary lists that relate to key vocabulary in the report text, vocabulary list are provided to build a better understanding of the topic and help students with assignments. Summaries are included to introduce and model to students the simple present tense formula and time sign focusing on achieving the basic competencies.

6. Language Focus

The language focus is related to the language components used in the report text in the sentence that is the topic of this research. This language component is very important to be taught because it can help students create proper report text both in writing and orally. The linguistic components in report text consist of general nouns, linking verb, action verb, simple present tense, scientific language, and conditional logical connections. In the syllabus design, the researcher adapted these components to be more concise while still covering the most important aspects. Next, general nouns are words that refer to something in general. General nouns are words that refer to something in general. Linking verbs are a type of connecting verb that connects a subject with a complement that describes it. Action verbs are actions

that indicate an activity, process, or possession. The simple present tense is the focus of this material, which is used to write report text that explains facts. Another component that needs to be noted is scientific language, which is the patterns of language that are used to talk and write about scientific knowledge. The last component to consider is conditional logical connections, which are conjunctions used to connect an idea, word or phrase with another idea, word or phrase.

7. Learning Activity

The learning materials developed are based on the project-based learning approach (PJBL) (Wasimin, 2022) . In PJBL, some of the activities that students should do are determining the topic, pre-communication, determining basic question, making a schedule, designing a project plan, testing the result, and evaluating the experience. The researcher designed and developed teaching materials by adapting the project-based learning (PJBL) approach and formulating activities that can help students achieve learning objectives efficiently and effectively. In designing the types of activities, the researcher considered several important aspects, namely the result of the need analysis, basic competencies and indicators, and the principles of PJBL, including the types of activities and the sequence of activities.

The researcher adapted the components in PJBL to organize the activities systematically based on students' learning development. In the section below, the researcher explains the types of activity in Unit 8

based on the seven-step procedure proposed by Wasimin, (2022) and Stoller, (2006). The learning process starts with determining the topic to be discussed, followed by pre-communication activities to prepare students to interact effectively. Next, students engage in creating basic questions to practice their inquiry skills and learn how to seek opinions. Creating a schedule helps organize and manage learning activities efficiently while designing a project plan empowers students to work on practical tasks. Afterward, students receive feedback through test results, which allow them to assess their language skills and identify areas for improvement. Finally, evaluating the experiences helps students reflect on their learning journey, acknowledge their progress and recognize areas where they may need further development. By combining elements from Stoller and Wasimin's theories, this learning activity provides a comprehensive approach to teach " Report Text".

- a. Determining the topic, consists of one activity where the teacher explains the material about report text, then students pay attention and listen to the video contained in the barcode and answer the questions provided. After that, To increase students' knowledge about the report text, they are asked to read the text and answer the questions provided.
- b. Pre-communication, consists of four activities. In the first activity, students form small groups with their seatmates to determine the social function contained in the report text that has been provided,

then present the result in front of the class. In the second activity, students are asked to determine the text structure contained in the report text. In the third activity, students are asked to determine the language elements contained in the report text. In the fourth activity, students are asked to translate vocabulary individually, and then practice it with the teacher through repetition.

- c. Determining the basic question, in this section there are three activities that students must do. The first activity is students work in small groups to compare two report texts that have been provided by identifying social function, text structure, and language elements, then presenting the results in front of the class. The second activity is questions with true or false answers. Students are asked to read the report text that has been provided, then answer some questions with true or false answers according to the reading text. The third activity is learning about the use of passive voice.
- d. Creating schedule, in this section students and teachers work together in compiling or determining a schedule regarding the project they will carry out.
- e. Design the project plan, in this section, there are two activities to create a report text. In the first activity, students create an oral report text individually and then present it in front of the class. The second activity is students work in groups to create a written report text by

paying attention to social function, text structure, and language elements.

- f. The result, in this part, students are asked to work in small groups to analyze the social function, text structure, and language elements in the report text they have created, then students will present in front of the class.
- g. Evaluating experiences, in this section there are two activities. In the first activity, students are asked to assess their groupmates about the behavior of group members during the project process. The second activity is for each student to write a reflection on the learning process of the report text.

8. Time Allocation

The time allocation contained in the blueprint is an average estimate of the amount of time needed to acquire the basic skills required by various students. The time allocation refers to the total teaching time for unit 8. The time allocation comes from the existing syllabus, which explains that units must be delivered in 16jp, namely 8 meetings with 45 minutes for each meeting. Activities in each meeting are considered based on time allocation for pre-activity, main activity, and postactivity in one meeting. In addition, the possibility of connectivity of each activity is also considered in uniting or separating tasks in each meeting.

Table 4. 5
Time Allocation

Meeting	Activity
Meeting 1	Determining the topic: activity 1 Pre- communication: activity 1-2
Meeting 2	Pre- communication: activity 3-4
Meeting 3	Determining the basic question: activity 1-3
Meeting 4 and 5	Creating schedule: activity 1 Designing the project plan: activity 1
Meeting 6	Designing the project plan: activity 2
Meeting 7	The result: activity 1
Meeting 8	Evaluating experiences: activity 1-2

9. Religious Moderation

Religious moderation contained in the blueprint with the aim that students when studying these sciences not only increase their knowledge but also have implications for their understanding of learning religious moderation that can improve character in students while upholding the value of religious moderation in everyday life. Students also have the character of respecting other people's opinion and contributing to a team or group and can make a positive contribution in the school and community environment.

Religious Moderation is an icon or pillar of the Ministry of Religion which was sparked by the Minister of Religion Lukman Hakim in 2014. Nisa & Muhlis (2022) assume that the concept of religious moderation is not only found in Islam, but the concept of religious moderation is also found in all recognized religions in Indonesia. The researcher chose religious moderation that are in accordance with their

learning activities in report text material. The fourth indicators of religious moderation that the researcher include are:

a. National Commitment

Nationality always has a commitment, which aims to know and see that people's religious practices do not experience conflict so that they are the same as the values in the 1945 Constitution and Pancasila.

b. Tolerance

Tolerance is used as an indicator of moderation in religion because it aims to know and see people who in religion, can accept the differences in beliefs and religions of other people and not disturb other people when they express their opinions and express their ideas.

c. Non-Violence

Non-Violence is an indicator of moderation, where the hand aims to see and find out how far a person is in peacefully expressing beliefs and understanding of religion so that it does not cause mental, physical, or verbal violence.

d. Accommodative attitude when having a religion is related to the local culture.

This indicator aims to understand the acceptance of religious practices from regional traditions and cultures

Making a blueprint was very important because it helped outline a clear understanding of learning objectives, material content, and learning sequence. This helped the researcher to have a clear vision of what students would achieve and how to achieve it. This was also supported by the theory of Aldoobie (2015), which states that the design stage is focused on designing teaching aids and manuals.

Designing blue print / syllabus supported by the instructional model used as the structure of arranging the material (Safitri et al, 2020). The syllabus provides the essential components that the researcher needs to develop materials. In this research, the researcher adopted the existing syllabus from Khaeratulnissa (2023), then several components in the syllabus were matched to the needs of students so that the following components were created such as unit title, basic competence, learning outcomes, indicator, input, language focus and skills, religious moderation, learning activity, and time allotment.

C. The Result of Development Phase

The researcher has created a module with a blueprint layout as a guide at this stage. The module has been successfully integrated with all of the course materials. Aside from that, the contents of the book, such as the text, the format of the graphics, the color, the image, and the font are carefully chosen. The researcher concentrates on compiling the learning materials and organizing them into a coherent and structured sequence, with careful consideration of the continuity and interconnectedness of the

learning units. At this time, the researcher is responsible for directing each element of the blueprint design to create original teaching and learning materials. The development findings describe the systematic organization of each component in the book, starting from the cover and extending to the final pages. The components include the cover page, the page detailing the standar competencies, the page presenting the basic competencies, learning objectives, and learning outcomes, the main part of the book (which consists of activities), the vocabulary list page, and the summary page.

1. Cover

The cover is the first page of the unit that consists of the book title, unit title, pictures, school name, and grade level.

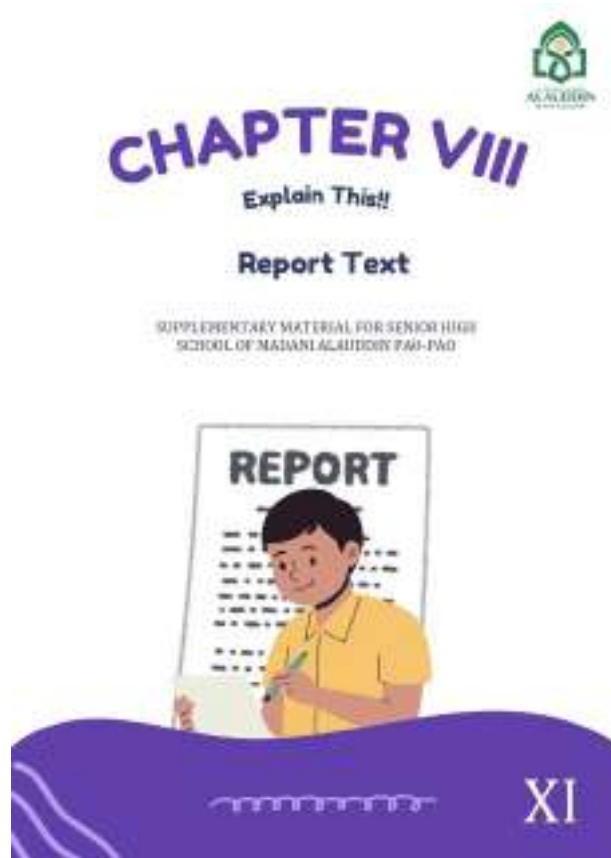



Figure 4. 7 cover page

The title of this module is “Report Text”, which is designed as supplementary material in the learning process. Supplementary material can provide a more detailed and in-depth explanation of a particular topic or concept. Additional material can deepen students understanding and master the material better. The unit title is written as “Chapter 8”, accompanied by a picture. This component is intended to inform students that they are about to enter a new chapter with a new topic. Chapter titles in books are an important tool in organizing content and providing an organized structure. This makes it easier for students to explore and understand and gives them the ability to refer back to specific sections as needed. At the same time, the picture in the module reflects A student who is writing text and a picture of a piece of paper reflects that the type of text being written by the student is report text.

The title of this unit describes the topic “Report Text”. It is important to introduce students to the topic being studied on the front cover so that they can recall their previous understanding and build their expectations, which can motivate them to learn more. The base color of this book is white and combined with half a soft purple color. In addition, the white combined with the purple color can give a simple and calm impression that will help students be more focused, relaxed, and interested in learning through the module.

2. Page of standar competencies and basic competencies

This page consists of standar competence and basic competence



Standard Competence

- Standard Competence 1&2: Respect and live the teachings of the religion they profess and appreciate and live honest, disciplined, polite, confident, caring, and responsible behaviour in interacting effectively in accordance with the development of children in the environment, family, school, community and surrounding natural environment, nation, country, and regional region.
- Standard Competence 3: Understand and apply factual, conceptual, procedural, and metacognitive knowledge at simple technical and specific levels based on curiosity about science, technology, art, culture with humanitarian, national, and state insights related to visible phenomena and events.
- Standard Competence 4: Demonstrate the skills of reasoning, processing, and presenting creatively, productively, critically, independently, collaboratively, and communicatively in the concrete realm and abstract realm in accordance with those learned in school and other similar sources in a theoretical point of view.

Basic Competence

- 3.5 Applying Social functions, text structure, and linguistic elements of oral and written transactional interaction texts that involve the act of giving and asking for information related to circumstances / actions / activities / events without the need to mention the culprit in the scientific text, based on the context of its use. (focus on the language element of passive voice)
- 4.5 compiling oral and written transactional interaction texts that involve the act of giving and asking for information related to circumstances / actions / activities / events without the need to mention the culprit in scientific texts, taking into account social functions, text structure, and linguistic elements that are correct and appropriate to context.

Supplementary Material

Figure 4. 8 page i standar competencies and basic competencies

This page contains standards competencies where these standards competencies cover skills and knowledge that must be

mastered by students. The core competencies (KI) of the K13 consist of KI-1 to KI-4, each of which has different aspects, including; a) KI-1 represents a spiritual attitude, b) KI-2 represents a social attitude, c) KI-3 represents knowledge, and d) KI-4 represents skills. Incorporating core competencies into modules can make students understand the learning objectives they will achieve clearly and can focus on relevant and meaningful learning. Core competencies also help align the curriculum with the learning process. By incorporating core competencies in teaching materials, learning can be designed to achieve the desired goals and the materials taught are relevant to students and the real world. This creates consistency in learning across levels and subjects, so that students get a structured learning experience and gain important knowledge and skills. Thus, education becomes more targeted, relevant, and provides better opportunities for students to make progress in learning and personal development. This was also in accordance with the needs of students where they wanted learning outcomes to be included in the module.

The basic competencies in the module help students to find out what is expected of them in learning. Students can clearly see what skills and knowledge they need to master, allowing them to self-regulate and monitor their progress in a more targeted manner of basic competence then gave birth to learning objectives. Clear learning objectives enable effective measurement and evaluation of student achievement. By setting

specific goals, teachers, and students can evaluate the extent to which these goals have been achieved, thus providing valuable feedback to improve learning.

3. Page of learning objectives and learning outcomes

Learning Objectives

Students are expected to be able to:

- Analyse the social function of report text
- Analyse the text structure of report text
- Analyse the linguistic elements of report text
- Identify the meaning of report text related to social functions, text structure, and linguistic elements
- Understand the use of passive voice
- Make an oral report text related to social functions, text structure, and linguistic elements, short and simple
- Make a written report text related to social functions, text structure, and linguistic elements, short and simple
- Present the result of the report text orally related to social functions, text structure, and linguistic elements, short and simple

Learning Outcomes

- Through project-based learning, students are able to create and understand the meaning of oral and written report text by giving and asking for general information with Religious Moderation reasons related to the theme "Explain This", and being able to compare social function, text structure, and language elements.

Supplementary Material

Figure 4. 9 page ii learning objectives and learning outcomes

Integrating basic competencies and indicators into ELT material has benefits in linking English learning with the learning standards set by the curriculum or educational institutions. This ensures that students

learn according to predetermined learning objectives. The purpose of this competency is not only limited to students' understanding of a material, but how they can implement it in their daily lives proficiently and responsibly. Therefore, incorporating basic competencies and indicators into modules can provide important guidance in directing learning, setting standards, assessing achievement, and encouraging student engagement. Both are valuable tools in ensuring the achievement of clear and measurable learning objectives. While, Learning outcomes is an expression of educational goals, which is a statement about what students know, understand, and can do after completing a learning period. Learning outcomes are abilities acquired through the internalization of knowledge, attitudes, skills, competencies, and the accumulation of work experience.

4. The main part of the module (the activity)

The main part of this module includes several sub-headings, namely Determine the topic, Pre-communication, Determining the Basic Question, Design the Project Plan, The Result, and Evaluating Experiences.

a. Determining the topic

Determining topic consists of one activity . Here is the explanation

Figure 4. 10 page 1 determine the topic

Figure 4. 11 page 2 determine the topic

The title of this unit is "Determine the Topic". Determine the topic helps in focusing the learning on a specific area or issue. There are two pages that

contain an explanation of report text with the command “let’s understand the topic”. This helps students to direct their efforts, gather knowledge, and develop the necessary skills more purposefully. The researcher has adapted these steps to facilitate systematic learning for students. The researcher briefly explained the definition, social function (purpose), general structure, and linguistic elements of the report text. Next, there are four pictures which describes a person with different expressions, this is to help students be motivated in learning and to make the module appear more attractive.

The next component is the task title and instructions. The task title is meant to give students a first impression of what they will be working on, while the instructions are meant to give students a clear explanation of what they must do to complete the task.



Figure 4. 12 page 3 determine the topic



Read the text about report text below, then share your thought by answering the questions orally

The National Emblem of Indonesia

The Garuda Pancasila is the symbol of the Indonesian state. Its use is regulated in Government Regulation No. 43 of 1958 and amended by the enactment of Law of the Republic of Indonesia Number 24 of 2009.

The originator of the Garuda Pancasila symbol was Syarif Abdul Hamid Alkadrie or Sultan Hamid II in 1958. Garuda Pancasila symbolizes strength and its golden color symbolizes glory. The shield in the middle symbolizes the defense of the Indonesian nation. The two legs of the garuda that are firmly grasping the white ribbon inscribed Bhineka Tunggal Ika. The slogan Bhineka Tunggal Ika is the strength of the Indonesian nation which has a diversity of ethnicities, cultures, religions, and so on. With its wings expanding, this implies that Garuda is ready to uphold the good name of the Indonesian nation and state.

the number of feathers on the body of the garuda. Symbolizes:

- 17 feathers of the right and left wings: symbolizing the date of Indonesia's independence
- 45 strands of neck feathers: symbolizing the year of Indonesia's independence, namely 1945
- 19 strands of tail feathers: symbolizes the year of Indonesia's independence, which is 1945
- 8 tail feathers: symbolizes the month of Indonesia's independence, namely August, as the eighth month in a calendar year.

These figures show August 17, 1945, which is the date of Indonesia's Independence.

[Fuhtar, 2013]

- What does the text explain about?
- After reading the text, do you understand the symbols of the Garuda Pancasila?

4

Supplementary Material

Figure 4. 13 page 4 determine the topic

This component was added to the “determine the topic” section to introduce and build students’ understanding of the basic concepts of report text. The researcher inserts a video into the barcode that will be scanned by students, then students are asked to answer questions related to the video. The challenge for researcher in selecting relevant videos for ELT materials is that not all topics or learning concepts have directly relevant or sufficient videos.

Some topics may not have video available, or existing videos may not have quality standards or learning needs. This poses an obstacle for researcher in finding suitable videos that relates to religious moderation. Videos of English learning materials should be appropriate for students' level of understanding. Sometimes, existing videos may be too simple or too complicated, and therefore not suitable for students' needs and abilities. Finding appropriate videos with the right level of understanding can be difficult for the researcher.

In the next page, to deepen students' understanding of the value of religious moderation, the researcher provided a text with the title "The National Emblem of Indonesia". After that, students are asked to answer questions related to the text. This text is related to one of the four indicators of religious moderation, namely the National Commitment. In addition, there is a picture of 3 children waving the Indonesian flag. This is intended to increase understanding and students' love for their nation.

b. Pre-Communication

The other part of the module is pre-communication. Activities 1,2,3, and 4 are contained in this section. Here is an explanation of the components and the organization

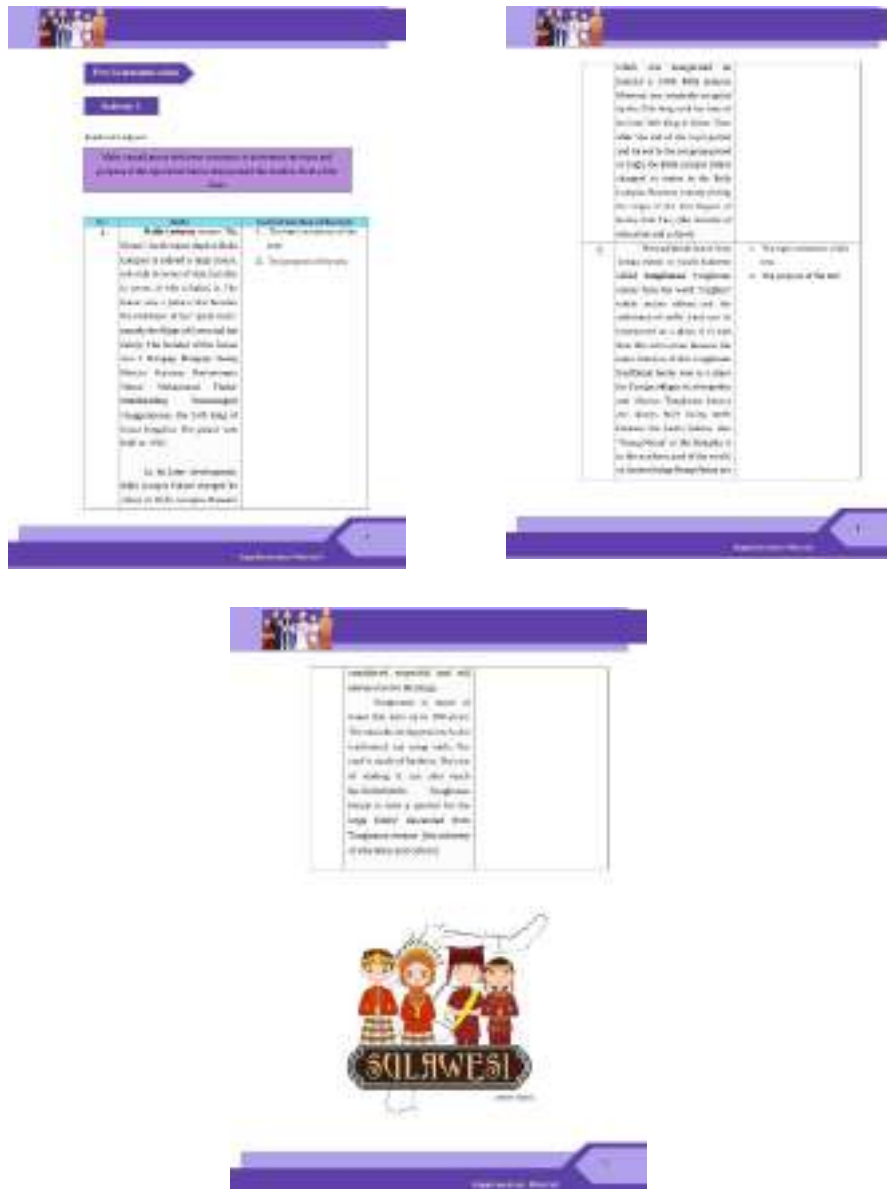


Figure 4. 14 page 5,6,7 pre-communication

The first activity of pre-communication section is the researcher provided two texts of report, then students are asked to determine the social function of the two report texts, and then present the results in front of the class. The researcher chose the report text with the title “*Balla Lompoa*” and “*Tongkonan*” to be more in line with activities that contain the values of religious moderation. These two texts contain the value of one of the four

indicators of religious moderation, namely accomodating to local culture. The researcher hopes that these two texts can not only improve students' understanding of the report text material, but also increase students' knowledge about the culture of Makassar and Toraja because most of the students come from South Sulawesi. This was also considered based on the results of students' needs who wanted a form of integrating religious moderation.

Activity 2

Task Instruction

Make a small group with your classmates to arrange the random paragraphs below into a report text in accordance with the text structure that you know. It is 10 minutes.

Image: A traditional wooden house with a thatched roof.

Text 1: The founder of this house was a famous Mangngi Gungu (Makassar) Gungu (Makassar) Sultan, Muhammad Taib, Sultan of Gungu (Makassar) Sultanate, the 25th King of Gungu (Makassar) Sultanate, who built in 1700.

Text 2: In the later development, Balla Lompoa Palace changed its name to Balla Lompoa Museum, which was inaugurated on January 06, 1988. Balla Lompoa Museum was originally occupied by the 25th King and the first of the last 25th King of Gungu. Then after the end of the royal period and turned to the museum period or stage, the Balla Lompoa Palace changed its name to the Balla Lompoa Museum, namely during the reign of the 2nd Sultan of Gungu, Sultan Taib.

Text 3: Balla Lompoa means "Big House". In the same meaning, Balla Lompoa is indeed a large house, not only in terms of size, but also in terms of who inhabits it. The house was a palace that became the residence of the "great men", namely the Kings of Gungu and his family.

Table:

No.	Content of Paragraph	Description

Figure 4.15 page 8 and 9 pre-communication

In the activity 2, students are asked to arrange a random paragraph into the correct text structure. The researcher include report text with the title "*Balla Lompoa*" and the paragraphs that have been scrambled so that students can know the correct order of the text structure of the report text. In

this task students need to understand the text, this helps improve language comprehension skills.



Activity 3

Read carefully!

Make a small group with your classmates to identify the linguistic elements of the report text below including the categories: general topic, leading verb, action verb, present tense, and scientific language.



Balla Lompoe

Balla Lompoe means "Big House". As the name implies, Balla Lompoe is indeed a large house, not only in terms of size, but also in terms of who inhabits it. The house is a palace that became the residence of the "great men", namely the Kings of Gowa and his family. The founder of this house is (Manggi) Manggi Dering Matata Kerieng Bontomatene Sultan Muhammad Thahir Muhsidding Tarmasengul Sainggauri, the 15th King of Gowa Kingdom. The palace was built in 1935.

In its later development, Balla Lompoe Palace changed its status to Balla Lompoe Museum which was inaugurated on January 6, 1986. Balla Lompoe Museum was originally occupied by the 15th king until the time of the last 36th King of Gowa. Then after the end of the royal period and entered to the swastika period or reign, the Balla Lompoe Palace changed its status to the Balla Lompoe Museum, namely during the reign of the 2nd Regent of Gowa, Andi Tau, (the ministry of education and culture)

31

Supplementary Material

Figure 4. 16 page 10 pre-communication

In the activity 3, students are asked to determine the linguistic elements contained in the report text with the title "*Balla Lompoe*", and then present the results of their analysis in front of the class. The researcher also inserted picture of *Balla Lompoe* in the text with the aim that students can easily find out the contents of the report text. The researcher chose the report text with the title "*Balla Lompoe*" because it suits the needs of students, and

includes the value of religious moderation. The researcher also added this activity to achieve competency standards and indicators, this helps improve students' language comprehension and expression skills.



Linguistic Elements

Example : Balla lompaa means big house (present tense)

Your turn

1.
2.
3.

Activity 4

Translate the vocabulary below, then practice to pronounce with the teacher through repetition:

No	Words	Pronunciation	Meaning
1.	Palace	'paelas	
2.	Large	'laerdy	
3.	Residence	'rezadane	
4.	Founder	'faundor	
5.	Kingdom	'kajdam	
6.	Development	di'velapanent	
7.	Change	'tjeindy	
8.	Museum	mju'zium	
9.	Originally	a'ridyandi	
10.	Occupied	'okupa pad	
11.	Reign	'ron	
12.	Report	'rodyant	

11

Supplementary Material

Figure 4. 17 page 11 pre-communication

The next section is activity 4, the activity of this section is translating the English word into Indonesian and then practices it with the teacher

through repetition. The focus of this activity is that students will repeat by imitating the teacher so that it will be easier to store it in long-term memory and improve pronunciation. The researcher added this activity because of its several benefits, such as helping students expand their vocabulary by learning different types of factual report text

c. Determine The Basic Question

Another section of this unit is Determine Basic Question. The activities focus to improving students' reading skills. Here is an explanation of the components and the organization.



Figure 4. 18 page 12 and 13 determine the basic question

After reading the two report texts above, let's answer the questions below with short answer.

STOP BULLYING

No	Questions	Instagram	TikTok
1.	What is the topic of the text?		
2.	What is the main idea of the first paragraph?		
3.	What is the general classification of the text?		
4.	Mention at least 2 descriptions of the text!		
5.	Mention three the linguistic features of the text		

10
Supplementary Material

Figure 4. 19 page 14 determine the basic question

In the activity 1 of determine the basic question, students make small groups and then compare two report texts by answering questions. This activity focuses on reading comprehension to determine social function, general structure, and linguistic elements. The researcher included two texts reports accompanied with pictures covering material with the title “Instagram” and “TikTok”. These two texts explain the positive and negative impacts of social media for students, after reading and understanding the content of the two texts, students are expected not only to be able to control themselves against social media addiction but also to apply a tolerant attitude

towards others both in the real world and in the virtual world. The form of understanding the positive and negative impacts of social media is tolerance, through these two texts students are expected to be able to apply an attitude of tolerance such as respecting the opinions of others, not bullying both in the real world and in cyberspace. Tolerance itself is one of the indicators of religious moderation. There is also a picture of students carrying slogan stop bullying to motivate students to learn and make the module appear more interesting. The researcher prepared some questions that will be answered with simple answers about the report text.

Activity 2

Read carefully!

Read attentively and decide if the statement is true or false.

GADs

Genetically linked to the neurotransmitter called gamma-aminobutyric acid (GABA) is the chemical messenger of the central nervous system. GADs also has many other names, like autoimmunity, rheumatoid, and psoriasis. There are three basic types of autoimmune disease, namely, arthritis, and multiple sclerosis. They all occur in the immune system, the body's defense system that goes wrong, that can cause various health problems, such as physical and mental.

Smoking gamma-aminobutyric acid (GABA) can lead to mental health problems, but the opposite, gamma-aminobutyric acid can reduce that risk. In fact, long-term use of gamma-aminobutyric acid can reduce the risk of mental health problems, such as depression, anxiety, and stress. It is considered a Class I drug with a high level of effectiveness in treating the disease of mental health.

Smoking gamma-aminobutyric acid (GABA) can also lead to mental health problems like depression, anxiety, and stress. It is considered a Class I drug with a high level of effectiveness in treating the disease of mental health. (Lipka, 2019). (Lipka, 2019). (Lipka, 2019). (Lipka, 2019). (Lipka, 2019).

STATEMENT **TRUE** **FALSE**

The use of gamma-aminobutyric acid		
The use of gamma-aminobutyric acid		
Meditation is another name for gamma-aminobutyric acid		
People who smoke gamma-aminobutyric acid		
Smoking gamma-aminobutyric acid		

Figure 4. 20 page 15 and 16 determine the basic question

In the activity 2, students will complete the reading task by reading carefully the report text. After reading the text, students are asked to answer

true/false questions from the statement of the report text with the title “Ganja”. The researcher provided this text to increase students' insight into illegal drugs such as ganja or marijuana that can damage themselves. One of the indicators of religious moderation is non-violence, violence not only comes from outside but also comes from oneself. For this reason, understanding drugs is important for students. This activity is also intended to enrich students' vocabulary and measure students' comprehension of what they read by deciding whether or not the statements match what they read.

Activity 3

Let's learn!

Passive Voice

Rules

- Change the object into subject
- Change the verb into the past participle form (V3)
- Add the preposition "by"

Form :

- Present: $S + \text{be} + \text{am} / \text{is} / \text{are} + \text{V3} + \text{O}$
- Past: $S + \text{was} / \text{were} + \text{V3} + \text{O}$
- Future: $S + \text{will} / \text{shall} + \text{be} + \text{V3} + \text{O}$
- Modals: $S + \text{can} / \text{could} / \text{may} / \text{might} / \text{must} + \text{be} + \text{V3}$

Examples

- Active voice
 1. Abdul washes his car everyday.
 2. Leo is washing his car.
 3. Deyo washed her car yesterday.
 4. They will wash his car tomorrow.
- Passive voice
 1. The car is washed by Abdul everyday.
 2. The car is being washed by Leo.
 3. The car was washed by Deyo yesterday.
 4. The car will be washed by Leo tomorrow.

ACTIVE vs **PASSIVE**

Figure 4. 21 page 17 determine the basic question

In the activity 3, after reading and understanding various texts that contain the values of religious moderation, students are expected to be able to

distinguish the difference between the use of active and passive voices correctly

d. Design The Project Plan

The next section is Design the Project Plan. Here is an explanation of the components and the organization.

The slide features a purple header with a group of diverse people. Below it, a blue arrow points to the title 'Design the Project Plan'. Underneath, a blue box contains 'Activity 1' and a smaller box says 'Create and Perform'. The main content area has an orange background with an illustration of four students celebrating. Below the illustration, the text reads: 'Each student creates a short oral report text including religious motivation by paying attention to social functions, non-structure, and linguistic elements. Then, performs it in front of friend and teacher individually.' To the right, there is an illustration of a man in a blue suit presenting at a laptop with his arms raised. At the bottom, a purple footer contains 'Supplementary Material' and the page number '18'.

Figure 4. 22 page 18 design the project plan

The focus of this activity is not only to improve student's writing and speaking skills but also to foster their creativity and critical thinking skills. By creating a report text, students are encouraged to think imaginatively and

express their thoughts effectively through written communication. In this activity, students are asked to create an oral report text individually by including the value of religious moderation and then present it in front of the class. The researcher included this task with the aim that students can create a work of report text on their own without the help of others, also helps students to dare to appear in front of people, besides that it is also to improve students' speaking skills.



Figure 4. 23 page 19 design the project plan

The next section is activity 2 on the Design the Project Plan. This activity enhances creativity and understanding in students and good cooperation with groupmates. Some instructions instruct students to make small groups with

their seatmates and then create a text by paying attention to the components that contained in the report text. This task stimulates students' language skills, creativity, and critical thinking skills while providing them with a meaningful context for applying their knowledge practically and interestingly. In addition, there is a picture of a female teacher to represent the position of a teacher who motivates students to learn and makes the module look more attractive.

e. The Result

The next unit in the module component is the Result.

This activity is expected to increase student creativity. Here is the explanation

The screenshot shows a lesson plan page with a purple header and footer. The main content is titled 'The Result' and includes 'Activity 1' instructions. Below the instructions is a table with two columns: 'Analyze' and 'The Result'. The table lists various components to be analyzed, such as Title, Social Function, Text Structure, and Linguistic Features, and their corresponding descriptions in the 'The Result' column.

Analyze	The Result
Title	The topic sentence of the text
Social Function	The purpose of the text
Text Structure	General class structure
Linguistic Features	Structure

Figure 4. 24 page 20 the result

After making report text in groups, students will analyze the text into the components of report text. Students will analyze the social function, general structure, and linguistic elements contained in the report text they have made. This can increase creativity in students. After that, students will present the results of their analysis in front of the teacher and their friends, which can improve students' speaking skills and increase self-confidence. The researcher added this task to see students' understanding of the components contained in the report text, and can also achieve the competency standards.

f. Evaluating Experience

The next section is Evaluating Experience. This section includes activities 1 and 2. The focus at this stage is peer-to assessment and learning assessment.

The screenshot shows a digital form for peer evaluation. At the top, there is a header with a group photo and the title 'Evaluating Experience'. Below the title, there is a section for 'Activity 1' with a 'Let's Start!' button. A text box contains the instruction: 'Evaluate the behavior of your group members during the group activity by filling out the form below by providing a short note.' Below this is a 'Start your assessment now' button. The main part of the form is a table with 5 rows of indicators and 5 columns for ratings (5, 4, 3, 2, 1). A legend at the bottom left defines the ratings: 5: Very Good, 4: Good, 3: Enough, 2: Bad, 1: Very Bad. At the bottom right, there is a 'Submit your answer' button.

No.	Indicator of Observation	5	4	3	2	1
1.	My friend listened and respected the opinions of their group members					
2.	My friend provides an idea or solution (contribution) to the problem					
3.	My friend plays an active role in group work					
4.	My friend respects rules and discipline					
5.	My friend works well with the material used.					

5: Very Good
4: Good
3: Enough
2: Bad
1: Very Bad

Figure 4. 25 page 21 evaluating experience

The table can be used by students to assess friendships between friends. Peer-to-peer assessments are a form of evaluation where students provide feedback and assess the work of their peers. It involves students evaluating the performance, progress, or quality of their peers' work based on predetermined criteria or standards. The components of this assessment include discipline, responsibility, cooperation, respect, and creativity. Students assess their groupmates by giving a rating of less, enough, good, or very good on each component. In conclusion, peer assessment is a valuable approach that empowers students to be active participants in the assessment process. It encourages collaboration, critical thinking, selfreflection and communication skills, which contribute to a holistic and studentcentered learning experience.

Activity 2

Let's evaluate!

Let's evaluate your understanding and learning activities by answering several questions below!

In the material that you have studied before, it contains the values of religious moderation that consist of five indicators, which are:

- Religious Commitment: Determine the Topic (Activity 1)
- Tolerance | Determine the Issue (Activity 1)
- Act's Violence: Determine the Issue (Activity 2)
- Acknowledging local cultures: The communication (Activity 1,2,3)

Let's evaluate your study results!

Should you be proud (indicate) of religious moderation movement above, when others are not? (Check the movement) (Yes, No/less, maybe/No/less)

Let's evaluate your learning activity!

Should you be proud (indicate) your work a companion?

Should you be proud (indicate) your work a companion? (What did it give to you, what is it, how good?)

Should you be proud (indicate) your work a companion?

Should you be proud (indicate) your work a companion?

Apprenticeship Manual

Figure 4. 26 page 22 and 23 evaluating experience

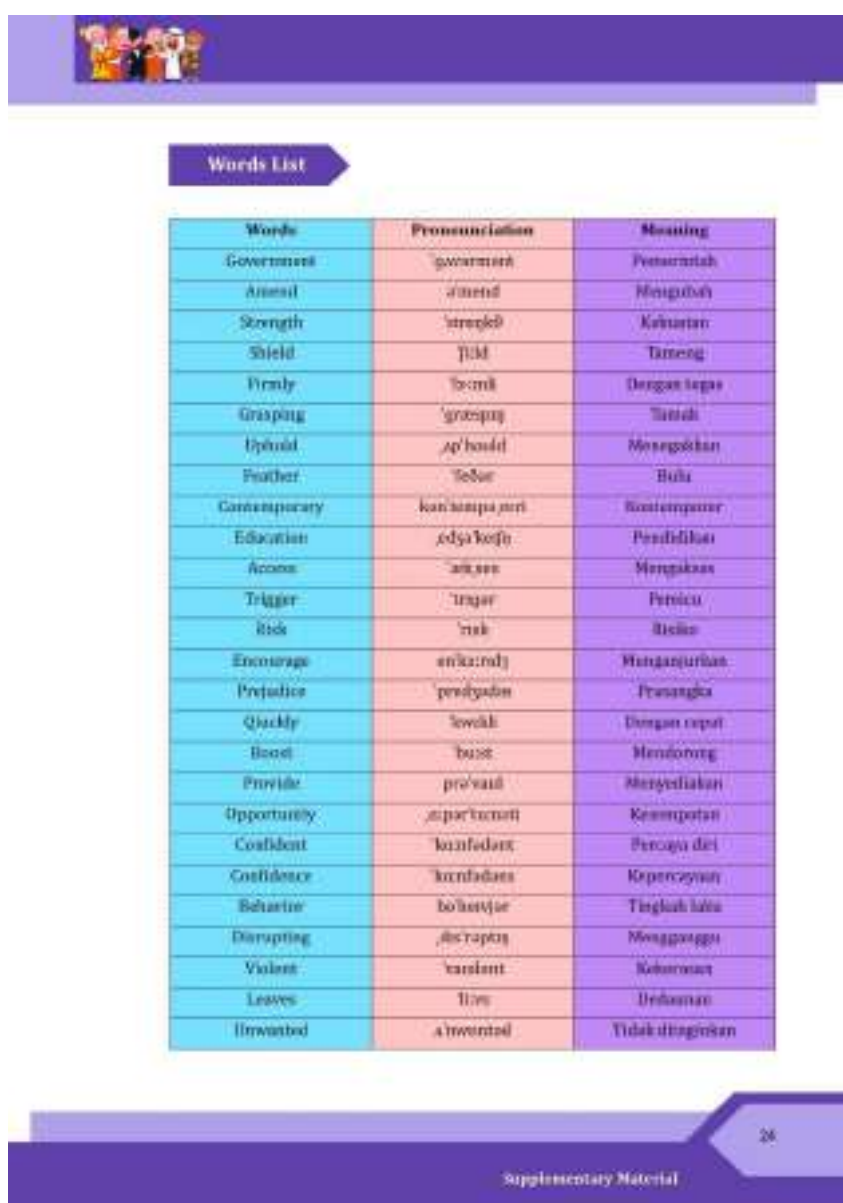
The next step is to evaluate the learning process to determine if it was successful or unsuccessful for the student, what the most difficult aspect of the learning process was for the student, and finally, how well the students understood the material and how well the students understood the values of religious moderation. This component is crucial for highlighting in an objective manner the benefits of their educational process and letting them know what they need to do to carry out corrective action. Giving students' permission to submit evaluations makes them feel more engaged and motivated throughout the learning process. This increases their participation and fervor in achieving their educational goals. In addition to that, dialogue evaluation functions as a means of communication between students and teachers. This creates a bond between students and teachers in which students feel understood and valued throughout the educational process. Additionally, based on the evaluation of the students, the teacher can provide feedback and guidance that is more accurate. This also assists the teacher in better understanding the needs and characteristic of each student. Information obtained through the evaluation form helps the teacher adapt their teaching methods, give out assignments, or give out the challenges that are appropriate for each students' needs.

Even though the results of the teacher evaluation survey are significant, there are a few concerns that must be taken into consideration, such as the possibility that the survey's respondents may lack the knowledge or understanding necessary to provide accurate and thorough evaluations. They can be struggling to recognize the specific aspects that needs to be topped off

or to provide a targeted advice. This could reduce the amount of information from the evaluation score if the evaluation being given isn't always accurate or pertinent.

g. Page of Word List

This page consist of a vocabulary list. The word list is the vocabulary contained in the module



Words	Pronunciation	Meaning
Government	'gʌvənmənt	Pemerintah
Amend	'æmɛnd	Mengubah
Strength	'strɛŋθ	Kekuatan
Shield	'ʃi:ld	Tameng
Firmly	'fɜ:mlɪ	Dengan tegas
Grasping	'græspɪŋ	Tamah
Iphoid	'ɪp'hoɪd	Menggigit
Feather	'feðə	Bulu
Contemporary	kən'tempərɪ	Kontemporer
Education	'edʒə'keɪʃn	Pendidikan
Access	'æksɛs	Mengakses
Trigger	'trɪgə	Pemicu
Risk	'rɪsk	Risiko
Encourage	en'kɜ:rdʒ	Mengajak
Prejudice	pre'dʒɪdʒ	Prasangka
Quickly	'kwɪkli	Dengan cepat
Boost	'bu:st	Mendorong
Provide	prə'vaɪd	Mengediakan
Opportunity	ˌɒpər'tu:nɪti	Kemungkinan
Confident	kən'fɪdənt	Percaya diri
Confidence	kən'fɪdəns	Kepercayaan
Behave	bə'heɪv	Tingkah laku
Disrupting	ˌdɪs'rʌptɪŋ	Mengganggu
Violent	'vaɪələnt	Kekerasan
Leaves	'li:vz	Dekaman
Unwanted	ˌʌnwəntəd	Tidak diinginkan

Figure 4. 27 page 24 word list

This page was created based on an analysis of the students' needs and their goals for incorporating vocabulary into the ELT materials. The vocabulary revolves around words and expressions that are closely related to religious moderation. In addition, on this page, the researcher provided the meaning of each word to ensure that students have a thorough understanding of the topic under discussion. This helps students understand the meaning of the word and the context in which it is used.

By introducing vocabulary commonly used in everyday life or real-life situations, students become better equipped to engage in conversation and express themselves effectively. This approach helps students develop language skills relevant to their daily experience, fosters a deeper understanding of language and encourages active participation in discussions.

Overall, the inclusion of relevant vocabulary in ELT materials allows teachers to assist students in improving their language proficiency, especially in terms of speaking and writing. Moreover, these materials also serve as a motivational tool, inspiring students to continue their language learning journey by providing meaningful and culturally relevant content.

h. Page of Summary

This page consists of a summary, which includes active and passive voice with forms and examples. Here is the explanation.

The figure consists of two slides. The left slide contains a table of active and passive voice forms and a summary table. The right slide contains a table of active and passive voice examples.

Table 1: Active and Passive Voice Forms

Active	Passive	Meaning
Present	am/is/are + V1	am/are/is
Present	am/is/are + V3	am/are/is
Past	was/were + V3	was/were
Future	will + V1	will
Conditional	would + V1	would

Summary

Active and passive voice forms and examples

Form	Active	Passive	Example
Present	He works hard.	He is worked hard.	Active: The teacher is working hard. Passive: The teacher is being worked hard.
Past	He worked hard.	He was worked hard.	Active: The teacher was working hard. Passive: The teacher was being worked hard.
Future	He will work hard.	He will be worked hard.	Active: The teacher will be working hard. Passive: The teacher will be being worked hard.
Conditional	He would work hard.	He would be worked hard.	Active: The teacher would be working hard. Passive: The teacher would be being worked hard.

Table 2: Active and Passive Voice Examples

Form	Active	Passive	Example
Present	He works hard.	He is worked hard.	Active: The teacher is working hard. Passive: The teacher is being worked hard.
Past	He worked hard.	He was worked hard.	Active: The teacher was working hard. Passive: The teacher was being worked hard.
Future	He will work hard.	He will be worked hard.	Active: The teacher will be working hard. Passive: The teacher will be being worked hard.
Conditional	He would work hard.	He would be worked hard.	Active: The teacher would be working hard. Passive: The teacher would be being worked hard.

Figure 4. 28 page 24 and 25 summary

This page was also created based on the results of the student need analysis, where students agreed to include a summary in the learning material. The component is the explanation of active and passive voice including the forms and the examples. Summaries are an effective way to present important information in a concise and organized manner. By including summaries in ELT documents, students can better understand the topic or text being studied. Summarizing helps students identify key points and make connections between the information presented, thus improving overall understanding. It can help students' process information more effectively and quickly. In English language learning, where there are many aspects to cover, summarizing can help students overcome information overload and focus on the core material being studied.

5. English Textbook Before and After Revision

After developing the materials, the researcher presented the developed teaching module to the validators and received valuable feedback to improve the textbook. Next, the researcher conducted a self-evaluation, which led to modifications in some components of the textbook.

Table 4. 6

Validators' suggestion on the developed textbook

No	Validation	Suggestions
1.	Validator 1	<ul style="list-style-type: none"> • Buatlah halaman referensi • Ada beberapa kata yang harusnya italic
2.	Validator 2	<ul style="list-style-type: none"> • Perhatikan baik baik apa yang dimaksud learning outcomrs • Ganti salah satu text materi pada bagian pre-communication

Table 4. 7

Module before and after revision

Before Revision	After Revision

On this page (page ii), before the revision, the page was consist of learning objective and learning outcomes. After the revision, the researcher changed “learning objective” to “language focus and skill”, and then the researcher also expanded the overview of learning outcomes.

Activity 3

Final objective:

Make a small group with your classmates to identify the linguistic elements of the report text below (including the linguistic genre) using learning style, culture, genre, topic, and contextual language.



Balla Lompoa

The Balla Lompoa house, 'Big House' in the Indonesian, Balla Lompoa is indeed a large house, not only in terms of size, but also in terms of value addition. The house is a palace that became the residence of the "great men", namely the King of Java and his family. The founder of this house is (Wibisng) Maragaj Dwing Hala to Kesawong (the name of Sultan Willemrod of Dutch) Mahabubing Yacommang's Sepatimanan, the 30th King of Java Kingdom. The palace was built in 1935.

In its later development, Balla Lompoa Palace changed its status to Balla Lompoa Museum which was inaugurated on January 6, 1980. Balla Lompoa Museum was originally occupied by the 5th King and the time of the last 30th King of Java. Then after the end of the royal period and turned to the swaraja period as well. The Balla Lompoa Palace changed its status to the Balla Lompoa Museum, namely during the reign of the 2nd Sultan of Zonta Anah Yau (Department of education and culture).

Activity 4

Final objective:

Make a small group with your classmates to determine the linguistic elements of the report text below (including the linguistic genre) using learning style, culture, genre, topic, and contextual language.



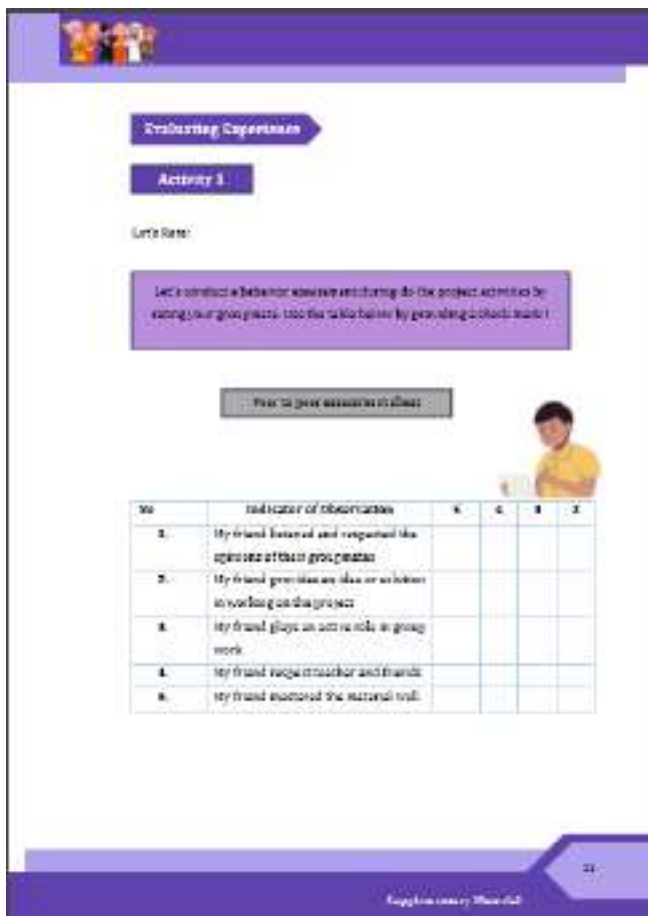
Soaraja

The traditional Soaraja house is a house which serves the residence of the King. This is done after the house was initially built by traditional house was the residence of the king who was led at the end of royal government. For the Soaraja people, the house is not just a place to live but as the center of the life cycle, which is where marriage is held, burial, funeral, and so on.

The meaning contained in the Soaraja house is traditional house of the Soaraja tribe, the first is *Soaraja* (Soaraja) which is the roof of the house that is given a roof. This is the sign of marriage in the sky, which was done by the *Soaraja*, the main brother of Soaraja (the sign of Soaraja) *Soaraja* or *Soaraja* known as *Soaraja* (the first King of Soaraja), second, the house, which is the middle part of the house that describes the condition of the motherland. And finally, *Soaraja*, which is the part under or under the house that is a symbol of the polygamy and blood ties. This means served as a place to see the world.

(John, 2022)

On the page 10, before the revision, the text was about *Balla Lompoa*. After the revision, The researcher changed the discussion in the text to *Soaraja*. This is because the text about *balla lompoa* already exists on the previous page even though the instructions are different.



Evaluating Experience

Activity 1

Let's Rate:

Let's conduct a behavior assessment during do the project activities by rating our group peers (see the table below by providing a check mark)

Peer to peer assessment sheet

No	Indicator of observation	5	4	3	2	1
1.	My friend listened and respected the opinions of their group mates					
2.	My friend provides an idea or solution in working on the project					
3.	My friend plays an active role in group work					
4.	My friend helps another and friends					
5.	My friend accepted the material well					

21

Evaluating Experience Worksheet



Evaluating Experience

Activity 1

Let's Rate!

Conduct a behavioral assessment during do the project activities by rating your group peers (see the table below by providing a check mark)

Peer to peer assessment sheet

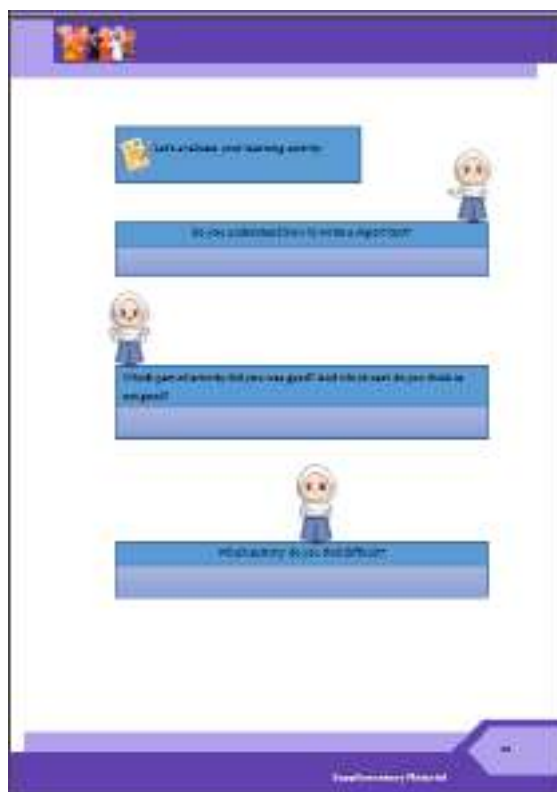
No	Indicator of Observation	5	4	3	2	1
1.	My friend listened and respected the opinions of their group mates					
2.	My friend provides an idea or solution in working on the project					
3.	My friend plays an active role in group work					
4.	My friend respect teacher and friends					
5.	My friend accepted the material well					

5- Very Good
 4- Good
 3- Enough
 2- Bad
 1- Very Bad

21

Evaluating Experience Worksheet

On the page 21, before the revision, the researcher did not incorporate the assessment rubric on the page. Assessment rubric is included after revision.



On the page 23, before the revision, There is no assessment rubric. After being revised, the assessment rubric was added by the researcher

Understood student needs, defined specific learning objectives, created useful structures and content, incorporated various learning strategies, improved teaching effectiveness and efficiency, and minimized needless corrections were all significant benefits of developing ELT materials through the Analysis and Design stage. During the analysis stage, the researcher gathered data regarding the requirements, traits, skill levels, and learning preferences of the students. The researcher was able to establish measurable learning objectives through the analysis step and better able to create effective teaching materials to accomplish these goals when the researcher was aware of the demands of the students and the desired learning objectives. This

guaranteed that the teaching materials concentrated on topics that were significant and important to students. This demonstrated how thoughtful planning and analysis could improve teaching's effectiveness and efficiency.

In the Development stage, create factual sample for the instruction design; collecting relevant data resources to enrich the module, develop the materials of the course; making illustration, scheming, and creating graph needed, typing, editing, and also laying out the text book is performed, run through the conduction of the design; validating the draft of development product and revision after expert input will be performed (Susiana 2019).

In this stage, the researcher created a module with a blueprint layout as a guide at this stage and focused on developing suggested ELT material based on religious moderation. The module developed refers to creating, selecting, adjusting and organizing materials and activities to achieve learning objectives. Therefore, the contents of the book, such as the text, the format of the graphics, the color, the image, and the font are carefully chosen.

The development findings describe the systematic organization of each component in the book, starting from the cover and extending to the final pages. The components include the cover page, the page detailing the standard and basic competencies, the page presenting the learning objectives and the learning outcomes, the main part of the book (which consists of activities), the vocabulary list page, and the summary page.

D. The Result of Validation

1. The Result of Blueprint Validation

The researcher created a blueprint design and then presented it to the validators to determine whether each component was in line with the learning objectives. Each validator evaluates the blueprint and provides feedback and suggestions to improve it. Blueprint validation is an important step in developing a learning program. It ensures that the program meets the educational objectives, is practical and durable, free from errors and inconsistencies, and improves the overall effectiveness and quality of education. Several important factors will be evaluated, and the results will be used as a reference to improve the clarity of the design so that it is easier to understand and effective in the classroom.

Table 4. 8

Validation result of blueprint

No	statement	Score from validator 1	Score from validator 2	Mean score	Result
Course Content					
1.	The blueprint is consistent with the syllabus for Senior High School (SMA) in Curriculum 2013	4	4	4	Valid
2.	The content material is appropriate with the course of Students in Senior High School in the eleventh grade	4	4	4	Valid
Learning Outcomes					

3.	Learning outcomes include integrated skills in English (reading, writing, speaking and listening)	4	3	3.5	Enough Valid
4.	The learning outcomes are clearly stated	5	4	4.5	Valid
Indicator					
5.	These indicators provide learning experience for students to achieve learning outcomes	4	4	4	Valid
6.	The indicator is expressed systematically	4	4	4	Valid
7.	The indicators are clearly stated	4	4	4	valid
Skills					
8.	The blueprint supports actively English skills	4	3	3.5	Enough Valid
Activity					
9.	The blueprint provides suitable tasks for the students	4	4	4	Valid
10.	Students are evaluated based on the learning outcomes and indicators	4	4	4	Valid
Evaluation					

11.	Students' achievement in the course can be measured fairly	4	3	3.5	Enough Valid
Total: 3.90 = Valid					

The compatibility of the blueprint design with the 2013 senior high school curriculum was the first aspect to be verified. This element received a relatively good validity score, reaching the valid level (4), which indicates that the curriculum is of excellent quality with few shortcomings or problems. The validation findings showed that the blueprints generally met the stated objectives and requirements, for example, in specific knowledge domain such as analytical skills, language focus, time management, and other topics. The validation process went smoothly and as planned. The next aspect was the appropriateness of the content to the eleventh grade subject, which also reached the valid level (4). it can be conclude that the teaching materials are appropriate for the topics that students should learn, especially the “report text” in unit 8. Another important component that needs to be verified is whether the learning outcomes of this course have integrated the four macro skills in English or not. This result reached the enough valid level (3.5), which indicates that the four major language skills that students need to develop have been covered but need to be clarified in the learning outcomes. The next aspect to be validated was whether or not the learning objectives were clearly stated. This result reached the

valid level (4.5), which indicates that the learning outcomes set are real, measurable, and observable.

Another aspect to note is the learning achievement indicators for students to reach the culmination of subject learning. This component reached the valid level (4), which means that the indicators were designed based on the learning objectives and basic skills to effectively guide students towards the desired outcomes. Ensuring a blueprint that supports integrated English language skills is the next component to be verified. The curriculum is designed to provide learning objectives that incorporate speaking, listening, reading, writing, and other skills, and this aspect achieved an enough valid (3.5). The next aspect to be validated is whether the blueprint provide appropriate tasks for students. This aspect reached a valid level (4), which indicates that the tasks provided are aligned with the learning indicators to support meaningful and effective learning. The evaluation component should be considered when creating the blueprint so that students' achievement in the course can be accurately measured. Students are evaluated based on the learning outcomes and indicators. These components obtained validation scores that reached the valid level (4), indicating that the assessment formula and evaluation process are appropriate to evaluate the predicted level of student achievement

2. The Result of Textbook Validation

After making some adjustments, the researcher were finally able to draw conclusions from the results of the textbook validation. The researcher has adapted the validation checklist from Rahayu (2022), by including instrument points such as content feasibility, presentation feasibility, language feasibility, and graphical feasibility, which are derived from the textbook feasibility instrument proposed by BNSP.

a. Content Feasibility

The relevance of materials to the SK (standard competency) and KD (basic competency), the accuracy of the information, and the availability of supporting materials are three crucial aspect covered by the content feasibility of a module.

Table 4. 9
Content feasibility

No.	Statement	Score from validator 1	Score from validator 2	Mean score	Result
1.	The materials are in accordance with Standard Competency (SK) and Basic Competency (KD) of English lessons in Senior High School.	4	4	4	Valid
2.	The materials are in accordance with the learning indicators.	4	4	4	Valid
3.	The material interactively and participatively represents the Projectbased Learning (PJBL).	3	4	3.5	Enough Valid

4.	Input for reading (the text) in the materials is related to the topic of the unit.	3	4	3.5	Enough Valid
5.	Input for listening (the video/audio) in the materials is related to the topic of the unit.	3	4	3.5	Enough Valid
6.	Input for speaking (monologue/dialogue) in the materials is related to the topic of the unit.	3	4	3.5	Enough Valid
7.	Input for writing in the materials is related to the topic of the unit.	4	4	4	Valid
8.	Vocabulary in the materials is related to the topic of the unit.	4	3	3.5	Enough Valid
9.	Language function in the materials is related to the topic.	4	4	4	Valid
10.	Activity for reading in the materials is related to the learning indicators of the unit.	4	4	4	Valid
11.	Activity for listening in the materials is related to the learning indicators.	4	4	4	Valid
12.	Activity for speaking in the materials is related to the learning indicators.	4	4	4	Valid
13.	Activity for writing in the materials is related to the learning indicators.	4	4	4	Valid
14.	Activity in learning vocabulary is related to the learning indicators.	4	4	4	Valid
15.	Activity in learning grammar is related to	4	4	4	Valid

	the learning indicators.				
16.	Activity in learning pronunciation is related to the learning indicators.	3	4	3.5	Enough Valid
17.	The materials can encourage the students to explore more about the topic in their daily lives.	4	4	4	Valid
18.	The texts are directed in developing students' communication abilities in order to achieve social functions.	4	4	4	Valid
19.	The sources of materials are acceptable	3	4	3.5	Enough Valid
20.	The materials can lead the students to develop their personal, social, and academic-related to their English proficiency.	4	4	4	Valid
21.	The materials are integrated with religious moderation in appropriate form.	5	4	4.5	Valid
22.	The religious moderation integration in the materials is suitable for the topic, input, and task in the materials.	5	4	4.5	Valid
23.	The form of religious moderation integration in the materials is balanced with the English module.	5	4	4.5	Valid

Total: 3.91 = Valid

Based on the module validation results, an overall score of 3.91 (valid) was obtained. The first characteristic that was validated was the suitability of the material with SK (standard competency) and KD (basic competency). The module is designed to help students achieve their educational goals more effectively. The researcher considers this goal-oriented learning specificity a priority when creating textbooks and planning curricula. Content accuracy, which refers to the correctness of concepts, facts, and various information in the module, is a different aspect. The module created contains relevant content, images, and information collected from reliable sources. The contents, images, and explanations mentioned in the module are accurate and relevant. The third component of content suitability is the availability of supplementary materials that can help students find additional information through textbooks. The resulting module aims to increase students' enthusiasm, interest, and curiosity, in addition to improving their English language skills.

b. Presentation Feasibility

In terms of feasibility, several important aspects should be considered. These include technical presentation (pictures, motivational sentences, relevant topics, appropriate level of difficulty) and learning presentation (student-centered, scientifically oriented, communicative). In

addition, the completeness of the presentation material, from the preface to the book cover is very important.

Table 4. 10

Presentation feasibility

No.	Statement	Score from validator 1	Score from validator 2	Mean score	Result
1.	The materials presentation includes the cover of textbook, preface, book map, table of content, and identity of the writer.	4	3	3.5	Enough Valid
2.	The presentation of materials clearly divides the opening (cover and unit mind map), main (material unit and task), and closing parts of the textbook (summary and reflection).	5	4	4.5	Valid
3.	The main part of the material is arranged systematically based on the phases of activity in Project-based Learning (PJBL) namely determining the topic, precommunication, determining the basic question, creating the schedule, designing the project plan, test result, and evaluating experiences.	4	4	4	Valid
4.	The tasks are representing the characteristics of	3	4	3.5	Enough Valid

	activity phases in Project-based Learning (PJBL) namely determining the topic, precommunication, determining the basic question, creating the schedule, designing the project plan, test result, and evaluating experiences.				
5.	The materials interactively and participatively build interaction in English between students, students and teachers, and students and the wider environment.	4	4	4	Valid
6.	The materials can encourage the students to do various communicative tasks creatively and critically.	4	4	4	Valid
7.	The materials and activity presentation encourage students to be responsible for their own learning.	4	4	4	Valid
8.	The materials encourage the students to recognize their success and inadequacy in the learning process.	4	4	4	Valid
9.	The learning settings are related to need analysis.	5	4	4.5	Valid
Total: 3.89 = Valid					

The results of this module met the validity level, which reached the valid level (3.89) according to the presentation feasibility assessment. Among the technical features of presentation, the module stands out for its engaging elements in terms of activities (tasks) and visual displays, which meet the needs of students. Secondly, the textbook includes student-centered activities that encourage the development of creative and critical thinking skills (scientific learning). The final aspect of material presentation is completeness. Each unit ends with a summary, a reflection, and a list vocabulary of related readings. This module contains all the necessary components, such as the book cover, standard competencies, basic competencies, learning objectives, content, summary, reflection, and vocabulary.

c. Language Feasibility

Language is an essential aspect that requires careful consideration in a module, encompassing language suitability for student development, communicative function, and logical coherence.

Table 4. 11

Language feasibility

No.	Statement	Score from validator 1	Score from validator 2	Mean score	Result
1.	The language in input, task, and instruction is clear and understandable.	4	4	4	Valid

2.	The language in input, task, and instruction is interactive and communicative.	4	4	4	Valid
3.	The language used in input, task, and instruction is suitable for students' cognitive development levels.	4	4	4	Valid
4.	The language in input, task, and instruction is appropriate in the aspect of grammar, spelling, and punctuation.	4	4	4	Valid
5.	The language in the materials is holistically cohesive and coherence	4	4	4	Valid
Total: 4 = Valid					

Language feasibility had an overall score of (4) valid. The researcher began the evaluation by assessing the students' English proficiency, ranging from beginning to intermediate language levels and developmental stages. The language level of the textbook was acceptable to the students, with special emphasis on the language of the report text, which is a critical component. The researcher ensured that all questions and directions in the textbook were interactive. In addition, the textbook uses straightforward and easy-to-understand syntax to help students in their academic activities. The researcher handled grammatical difficulties with care, ensuring that all

text, instructions, and other written information followed good and logical grammatical usage.

d. Graphic Feasibility

The last aspect that must be considered in compiling the module is graphics. Graphics are related to the size of the book, cover, layout, and the presence of the aspects related to the appearance of the textbook. This is an important consideration because good graphics in learning modules can improve students' visual performance. The use of pictures, graphs, diagrams, and other visual elements can make the module more attractive to users. Attractive graphics can make learning materials more interesting and enjoyable for students. This can help them increase their confidence in dealing with certain topics.

Table 4. 12

Graphic feasibility

No.	Statement	Score from validator 1	Score from validator 2	Mean scorer	Result
1.	The materials are printed using ISO standard size (A4, A5, or B5).	3	4	3.5	Enough Valid
2.	The settings of the cover, unit title, subunit title, illustration, picture explanation, and page number are proportional and do not disturb	5	4	4.5	Valid

	the students during the learning process.				
3.	The use of letter/character variation (bold, italic, capital) is appropriate and do not too various in type and colour.	4	4	4	Valid
4.	The illustrations (picture, graphic, table, etc.) are aesthetic and functional.	4	4	4	Valid
5.	The colour of the book holistically and in each unit are proportional and do not disturb the students during the learning process.	5	4	4.5	Valid
6.	The whole design of the module is holistically interesting.	5	4	4.5	Valid
Total: 4.16 = Valid					

Based on the graphic feasibility of the module, the overall result is (4.16) valid. Cambria was chosen as the overall typography because it is easier to read. The book is colored with pleasant color combinations to increase visual interest. The placement of visuals and the design of other components consider the topic or section to be

studied, as well as balance, attractiveness, and motivation. The modules follow textbook requirements and are printed on A4 paper.

At the evaluation stage, the researcher completed the formative assessment in the design, and development stage. The evaluation process is important to ensure that the materials meet the students' needs, the researcher evaluated each step to ensure it achieves the goals using the instructional design and material to meet the students' needs.

To evaluate this stage, the researcher used validation checklist as a tool used by the evaluation team consisting of 2 expert validators. The researcher has adapted the validation checklist from Rahayu (2022), by including instrument points such as content feasibility, presentation feasibility, language feasibility, and graphical feasibility, which are derived from the textbook feasibility instrument proposed by BNSP.

The evaluation stage aims to assess the quality of the product and teaching process, both before and after the implementation phase (Branch, 2009).

E. Research Limitation

During the material creation process, the ADDIE model was developed and presented by the researcher. However, the implementation phase could not be completed due to time constraints. As a results, the researcher's focus was on the feasibility of the module before implementation rather than the effectiveness of the findings during the

learning process. This allow the researcher to distribute the module exclusively to English teachers or next researcher, the researcher hopes that the resulting module can be used and assessed for effectiveness. The barcode listed on the module contains an explanation of the report text about Borobudur Temple.

CHAPTER V

CLOSING

A. Conclusion

Based on the formulated research questions, several conclusion can be drawn from the systematic research process.

1. In the analysis stage, to identify students' learning requirements, the researcher conducted teacher interviews, analyzed existing classroom materials, and administered a student questionnaire. The questionnaire gathered data on student demographics and learning needs, including information on desired material structure, content, and learning styles. This information served as the foundation for designing the teaching materials.
2. During the design phase, the researcher developed a syllabus incorporating English Language Teaching (ELT) materials that emphasized religious moderation. The syllabus components included unit titles, core competencies, learning objectives, indicators, resources, language focus, skills, activities, and religious moderation integration. The module primarily adopted project-based learning (PBL) principles, combining various tasks within each unit to facilitate student learning and goal attainment.
3. Subsequent to material creation, the researcher transformed these into a module format. The development process centered on defining the scope of English teaching materials rooted in religious moderation,

specifically by interpreting its fourth indicator. Material organization was guided by visual elements, design principles, and textbook standards. Upon completion, the researcher evaluated the module's validity across content, language, presentation, and graphical aspects. A formative evaluation was carried out by the researcher at every step of the research process. Prior to advancing to the subsequent phase, the researcher presented the outcomes of the data analysis to the supervisor for review.. The results of the blueprint design submitted by the researcher to be validated at the design stage obtained a validity level score of (3.90) after several adjustments were made. The resulting textbook was evaluated at the development stage, and the results showed that the textbook was valid in terms of content feasibility (3.91), valid in terms of presentation feasibility (3.89), valid in terms of language feasibility (4), and valid in terms of graphic feasibility (4.16). Finally, through a systematic process of development and revision the developing ELT material based on religious moderation reaches the level of feasibility that has been validated by the validators.

B. Recommendation

This research produced a teaching module incorporating religious moderation for students. It provides not only English language content but also instills values of religious moderation and includes a report text on the topic. Teachers can utilize this module as a resource to enhance students' English proficiency, particularly in report writing and demonstrating

moderation. Its applicability extends beyond religious schools due to its inclusive values. Future researchers can use this study as a foundation, as the module was developed using the ADDIE model but the implementation stage remains incomplete.

C. Implication

The developed module centers on report text content while incorporating the fourth key principles of religious moderation. These principles namely national commitment, tolerance, non-violence, and cultural adaptation are detailed through various module activities. The aim is to not only enhance students' understanding of report text but also cultivate their comprehension and application of religious moderation in daily life. However, due to time constraints, the researcher was unable to implement the module.

BIBLIOGRAPHY

- Aldoobie, N. (2015). ADDIE Model. *American International Journal of Contemporary Research*, 5(6), 68–72. www.aijcrnet.com
- Amali, K., Kurniawati, Y., & Zulfiddah. (2019). Pengembangan Lembar Kerja Peserta Didik Berbasis Sains Teknologi Masyarakat pada Mata Pelajaran IPA di Sekolah Dasar. *JNSI: Journal of Natural Science and Integration*, 2(2), 191–202.
- Amanda Putra, Z., Rahim, B., & Azis Nabawi, R. (2018). The Practicality of Learning Module Based on Jigsaw-Cooperative Learning Model in Media Education Course. *Advances in Sosial Science, Education, and Humanities Research (ASSEHR)*, 201, 48–52r. <http://creativecommons.org/licenses/by-nc/4.0/>
- Anderson, L. W., Krathwohl, D. R., Airasian, P. W., Cruikshank, K. A., Mayer, R. E., Pintrich, P. R., Raths, J., & Wittrock, M. C. (2001). *A Taxonomy for Learning, Teaching, and Assessing* (Abridged). Longman.
- AR, S. (2020). Peran Guru Agama Dalam Menanamkan Moderasi Beragama. *Al-Irfan*, 3, 31–51.
- Arif, K. M. (2021). Concept and Implementation of Religious Moderation in Indonesia. *Al-Risalah*, 12(1), 90–106. <https://doi.org/10.34005/alrisalah.v12i1.1212>
- Branch, R. M. (2009). Instructional design: The ADDIE approach. In *Instructional Design: The ADDIE Approach*. Springer US. <https://doi.org/10.1007/978-0-387-09506-6>
- Dian, I. (2021, January 26). *kumpulan kasus intoleransi di sekolah*. Kompas.Com. <https://www.kompas.com/edu/read/2021/01/26/184625771/kumpulan-kasus-intoleransi-di-sekolah>
- Donatus, S. K. (2016). Pendekatan Kuantitatif dan Kualitatif Dalam Penelitian Ilmu Sosial: Titik Kesamaan dan Perbedaan. *Studia Philosophica et Theologica*, 16, 197–210.
- Fortuna, D. S. (2020). *Analysis on Character Education Values Found in Bahasa Inggris Untuk SMA/MA/SMK/MAK Textbook For Grade XI of Senior High School*. IAIN Kediri.
- Gall, M. D., Gall, J. P., & Borg, W. R. (2003). *Educational Research An Introduction* (A. E. Burvikovs, Ed.; 7th ed.). Library of Congress Cataloging.

- Ghufron, M. A. (2022). Incorporating Religious Moderation Values Through English Language Teaching (ELT) Instructional Materials to Prevent Religious Intolerance. *The 1st International Confrence On Cultures & Languages*, 562–574.
- Gumuruh, A. R. (2023). Religious Moderation in The Context of Pancasila: A Study of Role and The Impact Is Deep Maintaining Social Harmony. *Islamika Inside*, 9. <https://purbalingga.kemenag.go.id/moderasi-beragama/>.
- Gustiani, S. (2019). Research and Development (R&D) Method as A Model Design in Educational Research and Its Alternatives. *HOLISTICS JOURNAL*, 11(2).
- Işik, A. (2018). ELT Materials Evaluation: A System and Criteria. *Theory and Practice in Language Studies*, 8(7), 797. <https://doi.org/10.17507/tpls.0807.11>
- Kementrian Agama RI. (2019). *MODERASI_BERAGAMA* (1st ed.). Badan Litbang dan Diklat Kementrian Agama RI.
- Laksono, S. B. W. (2022). *Evaluasi Pelaksanaan Pemberdayaan Kelompok Pengrajin Jahit APD/HAZMAT Melalui Program*. Universitas Jember.
- Lestari, S. A. B., Saragih, S., & Hasratuddin, S. (2018). Developing Learning Materials Based on Realistic Mathematics Education with Malay Culture Context to Improve Mathematical Communication Ability and Self-Efficacy of Students in SMPN 2 Talawi. *American Journal of Educational Research*, 6(11), 1473–1480. <https://doi.org/10.12691/education-6-11-5>
- LP2M (Lembaga Penelitian dan Pengabdian Masyarakat) Universitas Medan Area. (2021, April 9). *Overview of The Understanding of Learning Modules and Main Funtions*. LP2M. <https://lp2m.uma.ac.id/2021/04/09/overview-of-the-understanding-of-learning-modules-and-main-functions/>
- Miles, M. B., Hubermen, A. M., & Saldana, J. (2014). *Qualitative Data Analysis A Methods Sourcebook* (H. Salmon, Ed.; 3rd ed.). SAGE.
- Monday, T. U. (2020). Impacts of Interview as Research Instrument of Data Collection in Social Sciences. *Journal of Digital Art & Humanities*, 1(1), 15–24. https://doi.org/10.33847/2712-8148.1.1_2
- Nirwana. (2023). Developing an Instructional Framework for Consolidating Religious Moderation Values in EFL Classroom. *Atlantis Press*, 499–512. https://doi.org/10.2991/978-2-38476-054-1_44

- Nisa, K., & Muhlis. (2022). Pendidikan Moderasi Beragama di Sulawesi Tengah Religious Modertion Edecation in Central Sulawesi. *Journal Educandum*, 8, 12–28.
- Nur, N. A., Syamsi, N., Nurpahmi, S., Handayani, A., Fauzil Fitri, N., Fadhilah Rahman, I., & Azhar, S. (2022). Designing English Language Teaching Material for Phisics Edecation Department Students at UIN Alauddin Makassar. *ICSIS (International Conference on Social and Islamic Studies)*, 2.
- Okpatrioka. (2023). Research And Development (R&D) Penelitian Yang Inovatif Dalam Pendidikan. *Dharma Acariya Nusantara*, 1, 86–100.
- Pelu, H., & Nur, N. (2022). Applying Religious Moderation in Learning Eenglish at Madrasah. *Journal Educandum*, 242–254. <https://www.researchgate.net/publication/378011002>
- Pordo, A. N., & Tellez, T. M. F. (2009). Profile Issues in Teachers' Professional Development. *Profile Issues in Teachers' Professional Development*, 11, 171–186. <http://www.redalyc.org/articulo.oa?id=169216301011>
- Rais, M. A. (2023, November 21). *Report Text: Pengertian, Struktur, dan Contoh Beserta Terjemahannya*. English Academy. <https://www.english-academy.id/blog/report-text-adalah>
- Ridwan, P. :, & Pelu, H. (2021). *Kreativitas Pembelajaran Pada Masa COVID-19 di Madrasah*. 1–146. www.nizamiacenter.com
- Riska, Fikrianto, M., & Yaumi, M. (2024, January 12). Using ADDIE Approach to Design English Language Teaching Material for Islamic Economics. *Nusantara Science and Technology Proceedings*. <https://doi.org/10.11594/nstp.2024.3810>
- Roopa, S., & Rani, M. (2012). Questionnaire Designing for a Survey. *The Journal of Indian Orthodontic Society*, 46, 273–277. <https://doi.org/10.5005/jp-journals-10021-1104>
- Safitri, D., Nurpahmi, S., & Ahmad, D. (2020). Developing Inquiry Learning-Based English Instructional Materials for the Seventh Grade of Junior High School. *English Language Teaching for EFL Learners*, 2(1), 69. <https://doi.org/10.24252/elties.v2i1.11235>
- Santoso, M., Putra, A., Muhidong, J., Sailah, I., Mursid, S., Rifandi, A., Susetiawan, & Endrotomo. (2015). *Paradigma Capaian Pembelajaran*. Ristekdikti.
- Sholeh, M. B., Ahsin, N., Alany, Z., & Fatimah, F. (2022). The Integration of Religious Moderation Values in English Language Teaching in Madrasah.

- International Conference on Madrasah Reform 2021 (ICMR 2021)*, 633, 178–185. <http://creativecommons.org/licenses/by-nc/4.0/>.
- Sholikah, S. A. (2022). Evaluasi Penerapan Moderasi Beragama Terhadap Sikap Beragama Peserta Didik di SMP PGRI Kecamatan Ngraho Kabupaten Bojonegoro. *Evaluasi: Jurnal Manajemen Pendidikan Islam*, 6, 107–127. <https://doi.org/>: <http://doi.org/10.32478/evaluasi.v6i1.863>
- Sobirovna, A. K., & Hakima, B. (2024). Relationship between Syllabus, Course Book and Materials. *European Journal of Higher Education and Academic Advancement*, 1(2), 162. <http://e-science.net/index.php/EJHEAA>
- Sugiyono. (2017). *Metode Penelitian Kuantitatif Kualitatif dan R&D*. Alfabeta.
- Susiana, E. W. (2019). Using the ADDIE model to develop learning material for actuarial mathematics. *Journal of Physics: Conference Series*, 1188(1). <https://doi.org/10.1088/1742-6596/1188/1/012052>
- Tjahyanto, M. C. N. (2022). Addie model course design for the creative industry department. *Journal of Applied Studies in Language*, 6(2), 206–213. <http://ojs.pnb.ac.id/index.php/JASL>
- Tomlinson, B. (2011). *Materials Development in Language Teaching* (B. Tomlinson, Ed.; 2nd ed.). Cambridge University Press. www.ztcprep.com
- Tomlinson, B. (2023). *Developing Materials for Language Teaching* (Third Edition). Bloomsbury Academic.
- Tomlinson, B., & Masuhara, H. (2018). *The Complete Guide to The Theory and Practice of Materials Development for Language Learning*. Wiley Blackwell.
- Ugwu, C. N., & Eze Val, H. N. (2023). Qualitative Research. *IDOSR JOURNAL OF COMPUTER AND APPLIED SCIENCES*, 8(1), 20–35. www.idosr.org
- Umaemah, A. (2022). Integrasi Nilai-Nilai Moderasi Beragama pada Pembelajaran Bahasa Inggris di Madrasah Aliyah. *Jurnal Ilmu Pendidikan Islam*, 4(2), 198–206.
- Wasimin, W. (2022). Project Based Learning as A Media for Accelerating The Achievement of Profil Pelajar Pancasila in The Program Sekolah Penggerak. *International Journal of Social Science*, 1(6), 1001–1008. <https://doi.org/10.53625/ijss.v1i6.1924>
- Yaumi Muhammad. (2021). *Media dan Teknologi Pembelajaran* (Edisi Kedua). Kencana.

- Yusti, A., & Ika, S. (2022). Internalizing Religious Moderation Values through Project-Based Learning in English Language Teaching: A Literature Review. *The 1st International Conference On Cultures & Languages*, 575–594.
- Zohoorian, Z. (2015). A Needs Analysis Approach: An Investigation of Needs in an EAP Context. *Theory and Practice in Language Studies*, 5(1), 58. <https://doi.org/10.17507/tpls.0501.07>

SOURCES IN DEVELOPED MODULE

Pictures

- <https://www.canva.com>
- <https://www.google.com/url?sa=i&url=https://www.shutterstock.com/id/image-vector/traditional-house-balla-lompoa-gowa-sulawesi-1208307907&psig=A0vVaw2yC4lbgieHT9t9jtHm>

Symbol

- <https://tophonetics.com/>

Material Concept

- Bahasa Inggris SMA/MA Kelas XI. Kementrian Pendidikan dan Kebudayaan Republik Indonesia 2017

Text and Video

- <https://youtu.be/Kila2mB-UJM?si=MoppiozZjnWfGSVW>
- <https://uici.ac.id/arti-dan-makna-burung-garuda-pancasila-lambang-negara-indonesia/>
- <https://museum.kemdikbud.go.id/museum/profile/museum+balla+lompoa>
- <https://balaibahasasulsel.kemdikbud.go.id/duta-bahasa/pindai-pandai-pinpan/bahasa-toraja/rumah-adat-tongkonan/>
- <https://sulsel.idntimes.com/life/education/prakata/keunikan-rumah-adat-bugis-saoraja-ada-makna-filosofisnya?page=all>
- <https://kids.grid.id/read/473468299/dampak-positif-dan-negatif-penggunaan-instagram-bagi-anak-dan-remaja?page=all>
- <https://dailysocial.id/post/apa-itu-tik-tok>
- <https://sumut.bnn.go.id/ganja-dan-dampak-negatif-bagi-tubuh/>

APPENDICES

Appendix 1

Interview Transcripts for Preliminary Research

- Researcher** : What teaching materials did the English teacher use at MAS Madani Alauddin Pao-Pao?
- Teacher** : Teaching material *yang digunakan, karena masih menggunakan K13 sehingga dominannya pada materi yang sudah tertuang di setiap KD (Kompetensi Dasar) per-mata pelajaran, hal tersebut menjadi ruang untuk menanamkan suatu karakter pada siswa. Dalam K13 juga memuat pendidikan karakter, diantaranya karakter ketuhanan. Hal tersebut ada kaitannya dengan moderasi kita sampaikan di situ, sisipkan waktu untuk siswa mendapatkan karakter terkait hubungan secara vertical contohnya seperti ketuhanan kemudian hubungan secara horizontal misal bermasyarakat. Ya, hal tersebut bersifat secara umum tetapi guru juga diberikan kebebasan untuk mengembangkan sendiri terkait moral dan juga terkait hal yang bersifat karakter.*
- Researcher** : Does the book include religious moderation such as names, places, or events from various religious?
- Teacher** : *Iya. Hal tersebut sudah termasuk dalam P5RA yaitu Pendidikan Profil Pancasila dan Rahmatan Lil'alam, dalam hal ini siswa diberikan pemahaman terkait toleransi, moderasi, dan seterusnya.*
- Researcher** : *Jadi* Do you agree with the integration of religious moderation in the teaching material sir?
- Teacher** : *Ya ya I agree and that's important things to develop the character of the students I think it is a good Idea saya kira itu memang bagus karena memang perlu di kembangkan*

Researcher : *oke kemudian lalu* What are the obstacles experienced by the teachers in teaching related to the teaching materials used, especially those related to the lack of integration of religious moderation in the teaching materials?

Teacher : *Oo secara special ya*

Researcher : *iyee*

Teacher : *kalau poinnya poin dari pertanyaannya bisa*

Researcher : *jadi sir tantangan apa...rintangan apa yang eeee teacher hadapi eeee selama mengajarkan ELT Material ini dan kemudian eee telebih lebih eeee especially eeee kemudian eee especially ee kurangnya pemahaman siswa dalam religious moderation ini maksudnya belum di integrasikan sir*

Teacher : *ya iya tantangannya eee memang untuk memahami siswa itu memang awal2nya agak kesulitan tapi setelah kita berikan sosialisasi dan kemudian apaa eee manfaat2 serta eee tujuan2 dari materi itu mereka secara bertahap yaa dia mendukung artinya mereka dukung dengan baik baik*

Researcher : *mmmmm*

Teacher : *memang diawal-awal memang ee sedikit apa ee ada kendala tapi itu hal yang biasa yaa kita sebagai guru yaa tentunya kita ketahui dengan memberikan pendekatan dan metode dan seterusnya*

Researcher : *ooooiyee ee jadi awalnya berawal dari di sosialisasikan*

Teacher : *iyaa*

Researcher : *kemudian diterima dengan baik*

Teacher : *iyaa betul betul*

- Researcher** : *ooo iyee eee jadi sir eee pertanyaan selanjutnya Do you agree with the integration of religious moderation in students' English books? Expecilly kepada students yang kita ajar sir?*
- Teacher** : *iya sangat setuju karena memang eee apa.....tuntutan dan tuntutan sekarang memang kita memang harus bisa secara personal memiliki tuntutan untuk bisa ber apaya.....iyaa di terima semua kalangan dan ini saya sangat saya setuju bukan setuju memang saya pernah juga ikut di kegiatan apa itu yang mengsosialisasikan terkait keberagaman*
- Researcher** : *ooooooyeee mmmoke jadi sir nanti sir eee kita setuju dengan mengeintegrasikan religious moderation ini*
- Teacher** : *iya*
- Researcher** : *biasanya sir.....iye sir?*
- Teacher** : *iyaaa iyaa silahkan*
- Researcher** : *ee biasanya sir eee kalau dalam apaa eee Ketika mengajarki itu biasanyaa eee tugas seperti apa yang diberikan kepada siswa?*
- Teacher** : *gimnaa coba diulang...*
- Researcher** : *tugasnyaa tugasnyaa sir Ketika sir mengajar itu tugas yang diberikan itu tugas seperti apa apakah eee kayak eee diinstruksikan untuk belajar manditi atau masih kita bimbing?*
- Teacher** : *oiyaaaa ini jadi saya gunakan eee kelompok*
- Researcher** : *mmm*
- Teacher** : *jadi eee mereka ee apa namanyaaa kitaa memberikan stimulus memberikan apa Namanya eee apa namyanyaa eee semacam clue jadi mereka yang mencari sendiri dengan menggunakan eee model2 pembelajaran secara grouping*

- Researcher** : *oiyeee grouping*
- Teacher** : *ada beberapa model grouping guru tidak terlalu banyak menerangkan dan siswa yang lebih dominan aktif*
- Researcher** : *oiyeee sir, eeee mungkin itu saja pertanyaannya sir*
- Teacher** : *oooo iyaa iyaa*
- Researcher** : *oiyee sir thank you sir terimakasih sir bantuannya dan mohon maaf mengganggu waktunya sir*
- Teacher** : *oiyaa iyaa ndakpp, jadi sudah tidak ada lagi pertanyaan*
- Researcher** : *iyeee sudah cukup sir, ada, oo ada mungkin teman teman lain yang mau bertanya*
- Researcher** : *bagaimana tanggapan anda tentang perbedaan antara penerapan ataupun implementasi islamic values dan moderasi beragama karena kalau dilihat lihat samaji karena di kampus ada juga yang membahas tentang islamic value*
- Teacher** : *Ohiya sebenarnya sama, sebenarnya kalau diliat apa namanya intinya itu perbedaannya sedikit dan kebanyakan sama. prinsip prinsip kemanusiaan biasanya moderasi. itu ia lebih banyak sisi sisi kemanusiaan dan tadi dengan nilai nilai apa tadi yaa,, islamic values, sebenarnya islam itu rahmatan lil 'alamin, konsepnya rahmatan lil 'alamin.*
- Researcher** : *Oooo jadi kalau konsep moderasi beragama itu lebih ke nilai nilai kemanusiaan sedangkan islamic value lebih ke agama islam.*
- Teacher** : *Ya. kompetensi personal secara stribu artinya yang dimiliki seseorang itu karenamengantarkan dia,menerima, artinya kalau dia kompetensi spiritualnya bagus dia juga dapat menerima berbagai keberagaman, ini konsep spiritual, karena sy juga*

banyak mengikuti terkait moderasi. tapi jangan terlalu jauh dibawa.

Researcher : *selama pengajaran, sir menggunakan RPP ataupun silabus, apakah bisa minta RPP dan silabusnya sir?*

Teacher : *sebenarnya kan acuan dasarnya silabus nah dari silabus itu di grupkan menjadi rancangan toh, RPP itu lesson plan jadi untuk aktivitas dikelas itu rancangannya mengikuti RPP tapi acuan membuat RPP itu silabus.*

Supported by:

Book and syllabus files used for teaching and learning English in class XI

Recording of the interview process

Appendix 2

Questionnaires for Pre-Research

NATIONAL COMMITMENT	
1. I am proud of my country.	<ul style="list-style-type: none"> ▪ Yes = 100% ▪ No = 0%
2. I like local products.	<ul style="list-style-type: none"> ▪ Yes = 97% ▪ No = 3%
3. I am disturbed when I see my friends violating the rules at school.	<ul style="list-style-type: none"> ▪ Yes = 84.8% ▪ No = 15.2%
4. I skip the mandatory scout activities at school because I feel I have human rights.	<ul style="list-style-type: none"> ▪ Yes = 42.4% ▪ No = 57.6%
5. When I am late for the routine ceremony every Monday, I do not get punished.	<ul style="list-style-type: none"> ▪ Yes = 87.9% ▪ No = 12.1%
TOLERANCE	
1. I feel annoyed if my friend has a different opinion from me.	<ul style="list-style-type: none"> ▪ Yes = 21.2% ▪ No = 78.8%
2. I feel unhappy if my friend is smarter than me.	<ul style="list-style-type: none"> ▪ Yes = 3% ▪ No = 97%
3. I accept the good behavior of all my friends regardless of their religions.	<ul style="list-style-type: none"> ▪ Yes = 90.9% ▪ No = 9.1%
4. I am reluctant to congratulate friends of different religions who are celebrating their religious holidays.	<ul style="list-style-type: none"> ▪ Yes = 48.5% ▪ No = 51.5%
5. I donate to friends who are less fortunate even though they have different religions from me.	<ul style="list-style-type: none"> ▪ Yes = 93.9% ▪ No = 6.1%
NON VIOLENCE	
1. I have been bullied but did not report it to the teacher.	

<ul style="list-style-type: none"> ▪ Yes = 33.3% ▪ No = 66.7%
<p>2. I have participated in bullying a friend in a group.</p> <ul style="list-style-type: none"> ▪ Yes = 9.1% ▪ No = 90.9%
<p>3. I have been involved in a fight.</p> <ul style="list-style-type: none"> ▪ Yes = 33.3% ▪ No = 66.7%
<p>4. I have reported incidents of violence that occurred at school to the teacher.</p> <ul style="list-style-type: none"> ▪ Yes = 24.2% ▪ No = 75.8%
<p>5. I have seen my friends being bullied but did not dare to report it to the teacher.</p> <ul style="list-style-type: none"> ▪ Yes = 36.4% ▪ No = 63.6%
ACCOMMODATING LOCAL CULTURE
<p>1. I get annoyed if a friend uses the dialect of their village.</p> <ul style="list-style-type: none"> ▪ Yes = 0% ▪ No = 100%
<p>2. I never make fun of people who are of a different ethnicity from me.</p> <ul style="list-style-type: none"> ▪ Yes = 66.7% ▪ No = 33.3%
<p>3. I am more interested in learning about foreign cultures than local cultures.</p> <ul style="list-style-type: none"> ▪ Yes = 6.1% ▪ No = 93.9%
<p>4. I know more about modern songs than traditional songs.</p> <ul style="list-style-type: none"> ▪ Yes = 78.8% ▪ No = 21.2%
<p>5. I understand the <i>barasanji</i> tradition in the implementation of Islamic activities.</p> <ul style="list-style-type: none"> ▪ Yes = 75.8% ▪ No = 24.2%

Appendix 3

Questionnaires for Students

INTRODUCTION

This questionnaire is given to collect data for a thesis research from English Education Department of Alauddin State Islamic University of Makassar entitled "Developing Suggested ELT Material Based on Religious Moderation for the Eleventh Grade Students at MAS Madani Alauddin Pao-Pao" and aims to determine students' need in English Subject for the Eleventh Grade students in Senior High School for the 2023-2024 academic year. Therefore, answer the questions below by putting a check mark (✓) according to the condition you face while studying English in the classroom. I hope that you answer each of the questions below honestly and according to the facts you have experienced to help research becomes success.

Biodata Survey

First of all, please complete some information about yourself.

- Name :
- NIS :

(Please tick (✓) the appropriate box as your answer)

A. THE ORGANIZATION MATERIAL

1. In your opinion, do the instructional objectives need to be put in the material of "Report Text" unit?
 - a. Yes
 - b. No
2. Related to the "Report Text" unit, what kind of exercise activities do you prefer?
 - a. Individual
 - b. Pair
 - c. Discussion (small group)
 - d. Project (big group)
3. Related to the "Report Text" unit, what kinds of assignments do you prefer?
 - a. Making report text
 - b. Reading report text
 - c. Discussion

4. Does the summary need to be put in the "Report Text" unit?
 - a. Yes
 - b. No
5. What kinds of reflection do you suggest about the learning "Report Text" unit?
 - a. Presentation
 - b. Note taking
6. Does the glossary (word list) need to be put in the "Report Text" unit?
 - a. Yes
 - b. No

B. The Content of the Material

7. If the material of "Report Text" has been developed, which field are you interested in?
 - a. School environment
 - b. Family environment
 - c. Community environment
 - d. All of them
8. Do you agree if the material "Report Text" unit contains the topic of national symbol?
 - a. Yes
 - b. No
9. Do you agree if the material "Report Text" unit contains the topic of social media?
 - a. Yes
 - b. No
10. Do you agree if the material "Report Text" unit contains the topic of drugs?
 - a. Yes
 - b. No
11. Do you agree if the material "Report Text" unit contains the topic of traditional house?
 - a. Yes
 - b. No

C. Students' Characteristics

12. Related to the learning style, do you like learning "Report Text" unit by using?
 - a. Visual (pictures, videos, graphs, charts, etc.)
 - b. Auditory (audio, discussion, etc.)
 - c. Kinesthetic (drama, experiments, etc.)
13. In what way do you like to learn the "Report Text" unit?
 - a. Through playing games
 - b. Through practicing directly
 - c. Through listening materials
 - d. All of them

14. Related to the learning material "Report Text" unit, what kind of learning material form do you want as your learning preference?
- Texts
 - Pictures
 - All of them
15. In your opinion, what kind of problems do you often face when learning English, especially in the material "Report Text" unit?
- Lack of vocabulary knowledge
 - Uninteresting topic/boring material
 - Unfamiliar context
 - Uncommon word combination
 - Too many words have the same meaning

Appendix 4

Need Analysis Result

Organization of Material		
Number	Question	Answer
1.	In your opinion, do the instructional objectives need to be put in the material of "Report Text" unit?	Yes = 90% No = 10%
2.	Related to the "Report Text" unit, what kind of exercise do you prefer?	Individual = 23,3% Pair = 16,7% Discussion (small group) = 56,7% Project (big group) = 3,3%
3.	Related to the "Report Text" unit, what kind of assignment do you prefer?	Making report text = 40% Reading report text = 30% Discussion = 30%
4.	Does the summary need to be put in the "Report Text" unit?	Yes = 96,7% No = 3,3%
5.	What kind of reflection do you suggest about the learning "Report Text" unit?	Note = 63,3% Presentation = 36,7%
6.	Does the glossary (word list) need to be put in the "Report Text" unit?	Yes = 93,3% No = 6,7%
Content of The Material		
7.	If the material "Report Text" unit has been developed, which field are you interested in?	School Environment = 23,3% Family Environment = 0 Community environment = 23,3% All of them = 53.3%
8.	Do you agree if the material of "Report Text" unit contains the topic of national symbols?	Yes = 83,3% No = 16,7%
9.	Do you agree if the material of "Report Text" unit contains the topic of social media?	Yes = 86,7% No = 13,3%
10.	Do you agree if the material of "Report Text" unit contains the topic of drugs?	Yes = 83,3% No = 16,7%
11.	Do you agree if the material of "Report Text" unit contains the topic of traditional house?	Yes = 56,7% No = 43,3%
Student's Characteristics		

12.	Related to the learning style, what kind of learning style do you prefer?	Visual (video, pictures, graphs, charts, etc) = 73% Auditory (audio, discussion, etc) = 80% Kinesthetic (drama, experiments, impersonate, etc) = 63,3%
13.	In what way do you like in learning " ReportText" unit?	Through playing games = 16,7%

Appendix 5

Syllabus Design of Unit 5 "Report Text"

Name of School : MAS Madani Alauddin Pao-Pao

Subject : English

Class/Semester : XI/2 (Second Semester)

Time Allotment : 16x45

Unit Title	Basic Competencies	Learning Outcomes	Indicators	Input	Language Focus and Skills	Religious Moderation	Learning Activity
Report Text	3.5 Applying Social functions, text structure, and linguistic elements of oral and written transactional interaction texts that involve the act of giving and asking for	Students are able to: <ul style="list-style-type: none"> Determine the social function of report text that contains the value of religious moderation Determine the text 	Students are expected to be able to : <ul style="list-style-type: none"> Determine the social function of report text Determine the text structure of report text 	<ul style="list-style-type: none"> Instructional Goals Topic Report Text based on religious moderation Picture Video Vocabular list Summary 	<ul style="list-style-type: none"> General Nouns Linking Verbs Action Verbs Scientific Language Simple Present Tense Conditional Logical Connection Passive Voice Listening 	<ul style="list-style-type: none"> National Commitment Tolerance Non-Violence Accomodating to Local Culture 	<p>First Meeting 2x45 minutes Determining the Topic:</p> <ul style="list-style-type: none"> Activity 1: Students read and listen the content of report text and convey their opinion by answering a few questions.

	<p>information related to circumstances / actions / activities / events without the need to mention the culprit in the scientific text, based on the context of its use. (focus on the language element of passive voice)</p>	<p>structure of report text that contains the value of religious moderation</p> <ul style="list-style-type: none"> • Determine the linguistic elements of report text that contains the value of religious moderation • Use passive voice 	<ul style="list-style-type: none"> • Determine the linguistic elements of report text • Use passive voice • Make an oral report text related to social functions, text structure, and linguistic elements, short and simple • Make a written report text related to social functions, 		<ul style="list-style-type: none"> • Reading • Writing • Speaking 		<p>First Meeting 2x45minutes Pre-Communication:</p> <ul style="list-style-type: none"> • Activity 1: Students work in small group to analyze the social function of report text, then student will present the result of the social function in front of teacher and friends. • Activity 2: Students work in small groups to analyze the text structure of report text, then students will present the results of the text structure in
--	---	---	---	--	--	--	--

	<p>4.5 creating an oral and written transactional interaction texts that involve the act of giving and asking for information related to circumstances / actions / activities / events without the need to mention the culprit in scientific texts, taking into account social functions, text structure, and linguistic elements that are correct</p>	<ul style="list-style-type: none"> • Make an oral report text that contains the value of religious moderation related to social functions, text structure, and linguistic elements, short and simple • Make a written report text that contains the value of religious moderation related to social 	<p>text structure, and linguistic elements, short and simple</p> <ul style="list-style-type: none"> • Present the result of the report text orally related to social functions, text structure, and linguistic elements, short and simple • Present the result of the report text in written related to 				<p>front of teacher and friends.</p> <p>Second Meeting 2x45 minutes</p> <ul style="list-style-type: none"> • Activity 3: Students work in small groups to analyze the language elements of the report text, then students will present the results of the analysis language elements in front of teacher and friends. • Activity 4: Students translate vocabulary and practice speaking a few words with the
--	--	---	---	--	--	--	---

	and appropriate to context	<p>functions, text structure, and linguistic elements, short and simple</p> <ul style="list-style-type: none"> • Present the result of the report text orally related to social functions, text structure, and linguistic elements, short and simple • Present the result of the report text in written 	<p>social functions, text structure, and linguistic elements, short and simple</p>				<p>teacher through repetition</p> <p>Third Meeting 2X45 minute Determining the Basic Question</p> <ul style="list-style-type: none"> • Activity 1: Students work in groups to compare two text reports by identifying the social function, text structure, and language characteristics of each text. • Activity 2: Students read and understand the text and answer the true/false questions
--	----------------------------	---	--	--	--	--	--

		related to social functions, text structure, and linguistic elements, short and simple					<p>based on what they have read in the text</p> <ul style="list-style-type: none"> • Activity 3: Students will note the passive voice that is found in the text and analyze the use of passive voice. <p>Fourth and Fifth Meeting 4x40 minutes Creating Schedule</p> <ul style="list-style-type: none"> • Activity 1: Teachers and students collaboratively make a timeline in the process of completing the project
--	--	--	--	--	--	--	---

							<p>Fourth and Fifth Meeting 4x40 minutes Designing the Project Plan</p> <ul style="list-style-type: none">• Activity 1: Students create a short and simple oral report text by paying attention to social function, text structure, and linguistic elements, then perform it in front of teacher and friends. <p>Sixth Meeting 2x40 minutes</p> <ul style="list-style-type: none">• Activity 2: Students work in groups to create a report text by paying attention to
--	--	--	--	--	--	--	---

							<p>social function, text structure, and language elements</p> <p>Seventh Meeting 2x40 minutes Test Result</p> <ul style="list-style-type: none">• Activity 1 Students work in groups to analyze the social function, and text structure of report text that have been created, then present the results of their work in front of teacher and friends. <p>Eighth Meeting 2x40 minutes Evaluating Experiences</p>
--	--	--	--	--	--	--	---

							<ul style="list-style-type: none">• Activity 1: Each students do a peer assessment to their group mates regarding the behavior of each group member during the project process• Activity 2: Students write their own reflections on the learning process of unit 5 report text.
--	--	--	--	--	--	--	--

CHAPTER 8

Explain This !!

KOMPETENSI DASAR

- 3.5 Menerapkan fungsi sosial, struktur teks, dan unsur kebahasaan teks interaksi transaksional lisan dan tulis yang melibatkan tindakan memberi dan meminta informasi terkait keadaan/tindakan/kegiatan/kejadian tanpa perlu menyebutkan pelakunya dalam teks ilmiah, sesuai dengan konteks penggunaannya. (Perhatikan unsur kebahasaan *passive voice*.)
- 4.5 Menyusun teks interaksi transaksional lisan dan tulis yang melibatkan tindakan memberi dan meminta informasi terkait keadaan/tindakan/kegiatan/ kejadian tanpa perlu menyebutkan pelakunya dalam teks ilmiah, dengan memperhatikan fungsi sosial, struktur teks, dan unsur kebahasaan yang benar dan sesuai konteks
- 3.8 Membedakan fungsi sosial, struktur teks, dan unsur kebahasaan beberapa teks *explanation* lisan dan tulis dengan memberi dan meminta informasi terkait gejala alam atau sosial yang tercakup dalam mata pelajaran lain di kelas XI, sesuai dengan konteks penggunaannya
- 4.8 Menangkap makna secara kontekstual terkait fungsi sosial, struktur teks, dan unsur kebahasaan teks *explanation* lisan dan tulis, terkait gejala alam atau sosial yang tercakup dalam mata pelajaran lain di kelas XI

A

Pre-Activity

Read the text given below.

Earthquakes

Earthquakes – being among the most deadly natural hazards – strike without any prior warning, leaving catastrophe in their wake with terrible loss of human lives as well as economic loss.

Technically, an earthquake (also known as tremor, quake or temblor) is a kind of vibration through the earth's crust. This vibration occurs as a result of powerful movement of rocks in the earth's crust. These powerful movements trigger a rapid release of energy that creates seismic waves that travel through the earth. Earthquakes are usually brief, but may repeat over a long period of time. (Earth Science, 2001)

Earthquakes are classified as large and small. Large earthquakes usually begin with slight tremors but rapidly take form of violent shocks. The vibrations from a large earthquake last for a few days known as aftershocks. Small earthquakes are usually slight tremors and do not cause much damage. Large earthquakes are known to take down buildings



Figure 8.1 Earthquake disaster

and cause death and injury (Richter, 1935). According to some statistics, there may be an average of 500,000 earthquakes every year but only about 100,000 can be felt and about 100 or so can cause damage each year.

Earthquakes are dreaded by everyone.

Discussion

1. Have you ever witnessed an earthquake? What effect did it have on you?
2. Why are earthquakes considered as the most deadly natural hazards?
3. Did you notice anything specific about the way this text is written?
4. What kind of text is this?



B Building Blocks

Explanation Text

An explanation text is a non-fiction text that is used to describe how or why things happen. It usually includes a sequence of events (explaining how) and provides reasons for a process or phenomenon (why).

For example:

- Rain
- The water cycle
- Earthquakes

Types of Explanation Texts

Explanation texts are categorized according to the type of process they describe.

Sequential Explanation

Explanations that describe natural and non-natural phenomena, for example life cycles.

Cause and Effect Explanation

Explanation text that links cause and effect in explaining how and why an event occurred, for example volcanoes.

Structure of an Explanation Text

Social Function

An explanation text is used to describe how or why a certain phenomenon happens.

General Structure

- A title that identifies the topic to be explained
- An opening statement that identifies the process to be explained
- A clear order of paragraphs that describe how and why
- A concluding paragraph that puts all the information together
- Finally, a visual text (a labeled image)

Linguistic Features

- Focuses on general group rather than specific.
- Use of Linking words like *in general, rather, for instance.*
- Use of action verbs like *breaks, erupts.*
- Use of present tense like *is, wake, are.*
- Reference to people should not be given.
- Passive voice may be used.
- Use of technical terms and language relevant to the subject.
- Conjunctions should be used to make connections like *and, but.*
- Gives a detailed description to create a rich meaning.

Passive Voice

When emphasis is on the action (verb) and the object of a sentence rather than the subject of a sentence.

It means that

Action is more important than the subject.

Subject is unknown.

Even when the subject is known, it is put at the end.

Examples

- A letter is written by me.
- America was discovered by Columbus.
- Macbeth was written by Shakespeare.
- The door was opened by his son.
- The new ideas were suggested by Edo.

Changes of Pronouns from Active Voice to Passive Voice

Pronoun in Active Voice	Pronoun in Passive Voice
I	Me
We	Us
You	You
He	Him
She	Her
It	It
They	Them

Table 8.1 Pronouns in active & passive voice

Rules for Changing Active Voice to Passive Voice

- Identify the subject, the verb and the object: SVO.
- Change the object into subject.
- Put the suitable helping verb or auxiliary verb. In case the helping verb is given, use the same verb but note that the helping verb given agrees with the object.
- Change the verb into the past participle form.
- Add the preposition "by".
- Change the subject into object.



Example

Active Voice	Passive Voice
The teacher is going to explain the lesson.	The lesson is going to be explained by the teacher.
She closed the door.	The door was closed by her.

Forming Passive Voice

Tense	Be + Past Participle	Example
Present Simple	am, is, are + made	The painting is made by her.
Present Progressive	am, is, are+ being+ sent	The book is being sent right now.
Present Perfect	has, have +been +sold	The copyrights of the books have been sold.
Past Simple	was, were+ invited	He was invited by Carl.
Past Progressive	was, were + being+ washed	Their bikes were being washed while they were running in the park.
Past Perfect	Had+ been+ hired	All the employees had been hired before the school started.
Future (will)	Will be +signed	A contract will be signed by her.
Future (going to)	am, is , are+ going to be + built	A bridge is going to be built by them within the next few years.
Future Perfect	Will+ have been+ started	The job will have been started by the first of June.

Table 8.2 Forming of passive voice

An annotated explanation text

Structure	How volcanoes are formed	Linguistic features
Introduction	Have you ever wondered how volcanoes are formed?	
Opening statement	A volcano is a vent or an opening on the earth's surface which allows molten rock called magma, volcanic ash and gas to escape out onto its surface.	<ul style="list-style-type: none"> Present tense
Explanation Sequence 1	Volcanoes are formed whenever there is a crack in the crust of the earth. A tube-like passage connects a chamber of magma (molten rock) at the centre of the earth to the earth's crust.	<ul style="list-style-type: none"> Technical terms
Explanation Sequence 2	When the pressure builds up in the chamber, the magma, gases and ash are pushed up through to the top of the tube on the earth's surface known as vent.	<ul style="list-style-type: none"> Action verbs
Explanation Sequence 3	The red-hot magma that escapes to flow over the Earth's surface is called lava which, when cools, forms into rocks.	<ul style="list-style-type: none"> Conjunction
Conclusion	In fact, the mountains we see today are nothing but solidified lava from previously erupted volcanoes.	<ul style="list-style-type: none"> Technical language


Table 8.3 Description of explanation text

C Let's Practice

The opening statement of a phenomenon is given below. Use the format of an explanation text to complete it.

Opening Statement

Have you ever wondered how rain is formed? Rain is nothing but droplets of water from the air.



D Active Conversation


Choose one of the topics given below.

Formation of rainbows

Life cycle of any animal

How tsunamis are formed


Do research on any one of the above given topics and explain to a friend or present it in class. Use the explanation text format.



E Writing Connection

Write an explanation text from any topic given in the active conversation or any topic of your choice. Make sure you follow the structure of explanation text you have learnt in the building blocks. You should also follow the writing process (drafts, edit, revise and publish).

Draft 1 (Show this draft to your teacher for the feedback.)



F Let's Create/Contribute

Create a video, PowerPoint presentation, poster or a pamphlet to educate people in your neighbourhood about the formation of tsunamis or earthquakes.

G Formative Assessment

I can do this.

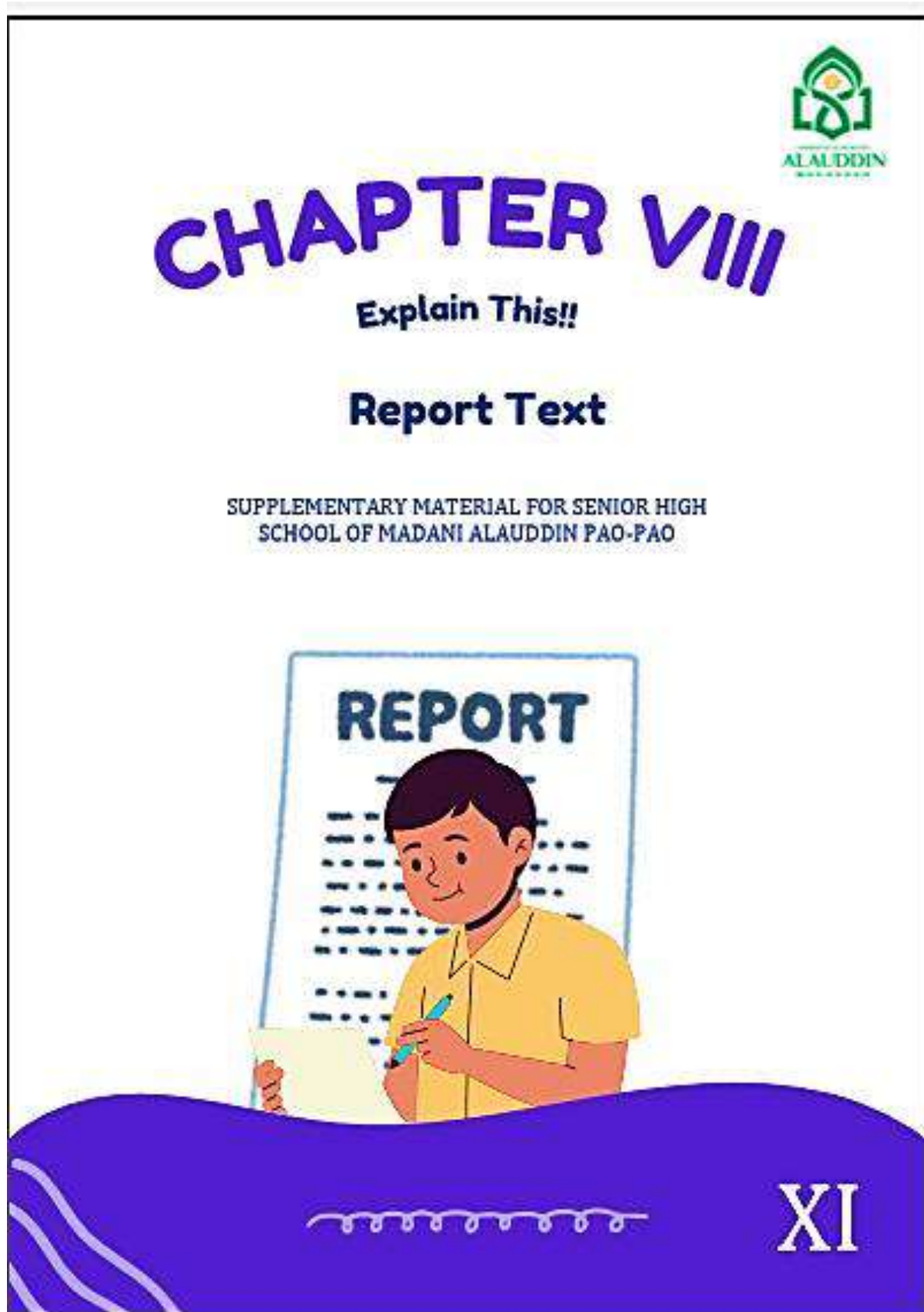
Complete these statements.

1. The most interesting thing I learnt in this chapter was _____
2. The part I enjoyed most was _____
3. I would like to find more about _____
4. The hardest part in this chapter was _____
5. I need to work harder at _____

Read the statements below and tick (✓) the option that is most applicable to you.

	Yes	Maybe	No	Not at all
The chapter was easy to understand.				
I know what an explanation text is.				
I know why explanation texts are written				

My plan to overcome the difficulties I faced in this chapter





Standard Competence

- Standard Competence 1&2: Respect and live the teachings of the religion they profess and appreciate and live honest, disciplined, polite, confident, caring, and responsible behaviour in interacting effectively in accordance with the development of children in the environment, family, school, community and surrounding natural environment, nation, country, and regional region.
- Standard Competence 3: Understand and apply factual, conceptual, procedural, and metacognitive knowledge at simple technical and specific levels based on curiosity about science, technology, art, culture with humanitarian, national, and state insights related to visible phenomena and events.
- Standard Competence 4: Demonstrate the skills of reasoning, processing, and presenting creatively, productively, critically, independently, collaboratively, and communicatively, in the concrete realm and abstract realm in accordance with those learned in school and other similar sources in a theoretical point of view.

Basic Competence

- 3.5 Applying social functions, text structure, and linguistic elements of oral and written transactional interaction texts that involve the act of giving and asking for information related to circumstances / actions / activities / events without the need to mention the culprit in the scientific text, based on the context of its use. (focus on the linguistic element of passive voice)
- 4.5 Creating oral and written transactional interaction texts that involve the act of giving and asking for information related to circumstances / actions / activities / events without the need to mention the culprit in scientific texts, taking into account social functions, text structure, and linguistic elements that are correct and appropriate to context



Language Focus and Skill

- General Nouns
- Linking Verbs
- Action Verbs
- Simple Present Tense
- Conditional Logical Connection
- Passive Voice
- Listening
- Reading
- Writing
- Speaking

Learning Outcomes

Students are able to:

- Determine the social function of report text
- Determine the text structure of report text
- Determine the linguistic elements of report text
- Use passive voice
- Make an oral report text related to social functions, text structure, and linguistic elements, short and simple
- Make a written report text related to social functions, text structure, and linguistic elements, short and simple
- Present the result of the report text orally related to social functions, text structure, and linguistic elements, short and simple
- Present the result of the report text in written related to social functions, text structure, and linguistic elements, short and simple



REPORT TEXT

Determine the Topic

Let's understand the topic!



What is Report Text?

Report text is a text that presents information in a clear and factual manner. It means that the content of a report text offers information about a particular subject, such as animals, places, events, or anything else, in a general way and according to the actual condition of the subject. (Azizi, 2020)



Social Function of Report Text

The purpose of report text is to present information about something generally. It generally describes the things are with reference to arrange of natural, manmade and social phenomenon in our environment, such as: mammals, the planets, plants, countries of region, cultures, transportation, and so on. (Azizi, 2020)



General Structure of Report Text

- **Title**
A title of report text indicates the topic of the text and it is a very general thing.
- **General classification**
This is a part that state classification of general aspect of things, such as animals, plants, public places, etc. it will be discussed in general
- **Description**
This part gives describing of the things which will be discussed in detail. In terms of parts, function, qualities, habits, and behavior (Azizi, 2020)



Linguistic Elements of Report Text

- **Focus on generic participant**
A report text always introduces group or general aspect and focus on general noun, such as: platypus, bees, people, students, etc
- **Using relating/linking verb and action verb, for example**
Linking verb: the teacher is kind
Action verb: students go to school every day
- **Using simple present tense, for example: the cow lives in the cowshed**
- **Using scientific language, for example: water contain oxygen and hydrogen**
- **Using conditional and logical connectives, such as: but, however, etc. (Azizi, 2020)**



Activity 1

Listen and read carefully!

Watch a video about report text, then share your thought by answering the questions below

the video can be opened by scanning the barcode or clicking the link.



<https://youtu.be/KIlaZmB-UJM?si=MoppiozZiaW6Z5W>



- What does the video explain about?
- After watching the video, do you understand what religious moderation is like?



Read the text about report text below, then share your thought by answering the questions orally

The National Emblem of Indonesia

The Garuda Pancasila is the symbol of the Indonesian state. Its use is regulated in Government Regulation No. 43 of 1958 and amended by the enactment of Law of the Republic of Indonesia Number 24 of 2009.

The originator of the Garuda Pancasila symbol was Syarif Abdul Hamid Alkadrie or Sultan Hamid II in 1950. Garuda Pancasila symbolizes strength and its golden color symbolizes glory. The shield in the middle symbolizes the defense of the Indonesian nation. The two legs of the garuda that are firmly grasping the white ribbon inscribed *Ehinaka Tunggal Ika*. The slogan *Ehinaka Tunggal Ika* is the strength of the Indonesian nation which has a diversity of ethnicities, cultures, religions, and so on. With its wings expanding, this implies that Garuda is ready to uphold the good name of the Indonesian nation and state.

the number of feathers on the body of the garuda. Symbolizes:

- 17 feathers of the right and left wings: symbolizing the date of Indonesia's independence
- 45 strands of neck feathers: symbolizing the year of Indonesia's independence, namely 1945
- 19 strands of tail feathers: symbolizes the year of Indonesia's independence, which is 1945
- 8 tail feathers: symbolizes the month of Indonesia's independence, namely August, as the eighth month in a calendar year.

These figures show August 17, 1945, which is the date of Indonesia's independence.

(Mukhtar, 2013)



- What does the text explain about?
- After reading the text, do you understand the symbols of the Garuda Pancasila?

(Revised Ganes)



Pre Communication

Activity 1

Read and analyze!

Make a small group with your seatmate to determine the topic and purpose of the report text below, then present the result in front of the class

No	Texts	Social Function of the text
1.	<p>Balla Lompoa means "Big House". As the name implies, <i>Balla Lompoa</i> is indeed a large house, not only in terms of size, but also in terms of who inhabits it. The house was a palace that became the residence of the "great man", namely the Kings of Gowa and his family. The founder of this house was I Mangngi Mangngi Daeng Matutu Karaeng Bentonompu Sultan Muhammad Thahir Mukibudding Tumenengari Sungguminasa, the 35th King of Gowa Kingdom. The palace was built in 1935.</p> <p>In its later development, <i>Balla Lompoa</i> Palace changed its status to <i>Balla Lompoa</i> Museum</p>	<ol style="list-style-type: none"> The topic sentences of the text The purpose of the text



	<p>which was inaugurated on January 6, 1980. Balla Lompoa Museum was originally occupied by the 35th king until the time of the last 36th King of Gowa. Then after the end of the royal period and turned to the swapraja period or reign, the Balla Lompoa Palace changed its status to the Balla Lompoa Museum, namely during the reign of the 2nd Regent of Gowa, Andi Tau. (the ministry of education and culture)</p>	
2.	<p>The traditional house from Toraja ethnic in South Sulawesi called <i>Tongkonan</i>. <i>Tongkonan</i> comes from the word "tongkon" which means sitting and the additional of suffix {-an} can be interpreted as a place. It is said that this term arose because the main function of the <i>Tongkonan</i> traditional house was as a place for Torajan villager to sit together and discuss. <i>Tongkonan</i> houses are always built facing north because the locals believe that "Puang Matua" or the Almighty is in the northern part of the world, so houses facing Puang Matua are</p>	<p>1. The topic sentences of the text</p> <p>2. The purpose of the text</p>



considered respectful and will always receive blessings.

Tongkonan is made of wood that lasts up to 100 years. The manufacturing process is also traditional, not using nails. The roof is made of bamboo. The cost of making it can also reach Rp.500,000,000. *Tongkonan* House is now a symbol for the large family descended from *Tongkonan* owners. (the ministry of education and culture)





Activity 2

Read carefully!

Make a small group with your seatmates to arrange the random paragraphs below into a report text. In order to correct the text structure, then present it in front of the class.



The founder of this house was I Mangngi Mangngi Daeng Matutu Karaeng Bontomempu Sultan Muhammad Thahir Muhibbuddin Tumenengari Sungguminasa, the 35th King of Gowa Kingdom. The palace was built in 1935.

In its later development, Balla Lempoa Palace changed its status to Balla Lempoa Museum which was inaugurated on January 6, 1980. Balla Lempoa Museum was originally occupied by the 35th king until the time of the last 36th King of Gowa. Then after the end of the royal period and turned to the swapraja period or reign, the Balla Lempoa Palace changed its status to the Balla Lempoa Museum, namely during the reign of the 2nd Regent of Gowa, Andi Tau.

Balla Lempoa means "Big House". As the name implies, Balla Lempoa is indeed a large house, not only in terms of size, but also in terms of who inhabits it. The house was a palace that became the residence of the "great man", namely the Kings of Gowa and his family.



Arrange the random paragraphs above into a valid report text according to the text structure below




Title	
General classification	
Description	
Description	



Activity 3

Read carefully!

Make a small group with your seatmates to determine the linguistic elements of the report text below including the categories: general noun, linking verb, action verb, present tense, and conditional and logical connectives.



Saoraja

The traditional Bugis house is *Saoraja* which means the residence of the King. This is none other than because initially the Bugis traditional house was the residence of the king who carried out the order of royal government. For the Bugis people, the house is not just a place to live but as the center of the life cycle, which is where humans are born, raised, married, and die.

The meaning contained in the South Sulawesi traditional house of the Bugis tribe, the first is *Sending langi*, which is the roof of the house that is given a cavity. This is the sign of marriage in the sky, which was done by *We Tenriabeng*, the twin brother of *Sawertigading*, the empress of *Remrang ri Langi* or commonly known as *Hulontaloangi* (the first king of Gorontalo). Second, *Ale kawag*, which is the middle part of the house that describes the conditions of the motherland. And finally, *Buri liy*, which is the part under or under the house that is a symbol of the underground world and the sea. This section is used as a place to raise livestock.

(Idris, 2023)



After reading the text above, then determine which sentences that contain linguistic elements of report text

Linguistic Elements

Example : the traditional Bugis house is Saoraja (present tense)

Your turn:

1.
2.
3.



Activity 4

Translate the vocabulary below, then practice to pronounce with the teacher through repetition

No	Words	Pronunciation	Meaning
1.	Palace	'pæles	
2.	Large	'lɑ:rdʒ	
3.	Residence	'rezadəns	
4.	Founder	'faʊndər	
5.	Kingdom	'kɪŋdəm	
6.	Development	dɪ'veləpmənt	
7.	Change	'tʃeɪndʒ	
8.	Museum	mju:'zi:əm	
9.	Originally	ə'ɪndʒənəli	
10.	Occupied	'ɒkɪjəpaɪd	
11.	Reign	'reɪn	
12.	Regent	'rɛdʒənt	





Determine the Basic Question

Activity 1

Read carefully!

Make a small group with your seatmates to observe the following two report texts, then identify social function, text structure, and linguistic elements of each text

INSTAGRAM

Instagram is a top social media app, especially for students. It lets you find all sorts of interesting photos and videos, from funny stuff to science. Students love Instagram because it's more visual than other apps. They use it to share their feelings and connect with friends. The things people post on Instagram can even influence how students feel and act.

Instagram is more than just social media. It can be a marketplace where teens sell things through their own shops. It's also a great place to connect with friends and learn new things. There are many accounts that share educational content and tips for students.

However, Instagram can trigger the emergence of addiction to continue accessing the application, such as scrolling all day. This thing can trigger them to be lazy to learn because they are distracted by content on Instagram. In addition, there is a risk of children being exposed to various content that is not yet suitable for their consumption. Students on Instagram see rumors and fake news easily. This can cause misunderstandings and fights. Parents should watch out for what their kids see on Instagram.

(Masas, 2022)



TIKTOK

TikTok lets you make and share short videos with music and cool effects. It's a fun way to be creative and share with friends or anyone online. TikTok can be a double-edged sword for students. On the positive side, it lets them explore their creativity by making videos and sharing them. This can boost their confidence and get them some social recognition.

However, on the negative side, the use of TikTok can also have a bad impact on the behavior and character of students. First, TikTok can affect students' sleep patterns because they often spend hours watching videos at night, resulting in sleep deprivation and decreased sleep quality. Second, TikTok can result in excessive use of time, disrupting study concentration and other daily activities, such as playing outdoors and interacting socially with their friends. Third, age-inappropriate content on TikTok, such as vulgar or violent content, can affect students' behavior and affect their values and morals.

(Whearso, 2021)



(Zaman, 2020)



After reading the two report texts above, let's answer the question below with short answer



© iStock.com/Corbis

No	Questions	Instagram	TikTok
1.	What is the topic of the text?		
2.	What is the main idea of the first paragraph?		
3.	What is the general classification of the text?		
4.	Mention at least 1 description of the text?		
5.	Mention three the linguistic features of the text		



Activity 2

Read carefully!

Read a report text below and decide if the statement is true or false

CANJA

Cannabis sativa is the scientific name for ganja, the dried leaves and flowers of the cannabis plant. Ganja also has many other names, like marijuana, weed, and pot. There are three main types of marijuana: sativa, indica, and ruderalis. They all contain THC, the psychoactive compound that gets you high. But marijuana can also cause health problems, both physical and mental.

Smoking ganja can hurt your lungs and body in many ways. Just like cigarettes, ganja smoke has carcinogens that can cause lung cancer. It can also irritate your airways, making it harder to breathe and increasing the chance of chest infections.

Besides hurting your health, marijuana use can also lead to mental health problems like depression, anxiety, and even psychosis. It's considered a Class I narcotic under Indonesian law (Law 35/2009), meaning getting caught with it can have legal consequences. (Badan Narkotika Nasional Provinsi Sumatera Utara, 2022)





STATEMENT	TRUE	FALSE
The latin name of ganja is <i>cannabis sativa</i>		
The use of ganja has a good influence on physical and psychological health		
Marijuana is another name for ganja		
People who consume ganja are free from the law		
Ganja can cause cancer		



Activity 3

Let's learn!

Passive Voice



Rules:

- Change the object into subject
- Change the verb into the past participle form (V3)
- Add the preposition "by"

Form :

- Present: S + to be (am, is, are) + V3
- Past: S + to be (was, were) + V3
- Future: S + (will, shall) + be + V3
- Modals: S + (can, could, may, might, etc) + be + V3

Examples

- Active voice
- 1. Abdul washes his car everyday
- 2. Lucas is washing his car
- 3. Divya washed her car yesterday
- 4. Toni will wash his car tomorrow



- Passive voice
- 1. The car is washed by Abdul everyday
- 2. The car is being washed by Lucas
- 3. The car was washed by Divya yesterday
- 4. The car will be washed by Toni tomorrow



Design the Project Plan

Activity 1

Create and Perform!



Each student create a short and simple oral report text including religious moderation by paying attention to social function, text structure, and linguistic elements. Then, perform it in front of friend and teacher individually.





Activity 2

Work together!



Work together with your seatmates as a team to make a report text including religious moderation on a paper by paying attention to social function, text structure, and linguistic elements.





The Result

Activity 1

Analyze and Perform it!

Work together with your group to analyze the social function, text structure, and linguistic elements in the project you have created. The present the results in front of teacher and friends



Analyze	The Result
Title
Social Function	The topic sentence of the text
	The purpose of the text
Text Structure	General classification
	Description
Lingisitic Elements



Evaluating Experience

Activity 1

Let's Rate!



Conduct a behavior assessment during do the project activities by rating your groupmate. Use the table below by providing a check mark!

Peer to peer assessment sheet

No	Indicator of Observation	5	4	3	2	1
1.	My friend listened and respected the opinions of their groupmates					
2.	My friend provides an idea or solution in working on the project					
3.	My friend plays an active role in group work					
4.	My friend respect teacher and friends					
5.	My friend mastered the material well					

5: Very Good

4: Good

3: Enough

2: Bad

1: Very Bad



Activity 2

Let's evaluate!

Let's evaluate your understanding and learning activities by answering several questions below!

In the material that you have studied before, it contains the values of religious moderation that consist of four indicators, which are:

- National Commitment: Determine the Topic (Activity 1)
- Tolerance : Determine the Basic Question (Activity 1)
- Anti-Violence: Determine the Basic Question (Activity 2)
- Accomodating Local Culture: Pre Communication (Activity 1, 2, 3)



Let's evaluate your understanding



Based on the fourth indicators of religious moderation mentioned above, what values can you learn from the material that has been studied before?



Let's evaluate your learning activity



Do you understand how to write a report text?




Which part of activity did you was good? And which part do you think is not good?



Which activity do you find difficult?

Aspects	Criteria and scores			
	Very good 4	good 3	enough 2	less 1
knowledge				
attitude				
skills				



Words List

Words	Pronunciation	Meaning
Government	'gʌvənmənt	Pemerintah
Amend	a'mend	Mengubah
Strength	'streŋkθ	Kekuatan
Shield	'ʃi:ld	Tameng
Firmly	'fɜ:mli	Dengan tegas
Grasping	'græspɪŋ	Tamak
Uphold	ˌʌp'hoʊld	Menegakkan
Feather	'feðə	Bulu
Contemporary	kən'tempə'reri	Kontemporer
Education	ˌedʒə'keɪʃn	Pendidikan
Access	'æksɪs	Mengakses
Trigger	'trɪŋɡə	Pemicu
Risk	'rɪsk	Risiko
Encourage	en'kaɪrɪdʒ	Menganjurkan
Prejudice	'preɪdʒɪdɪs	Prasangka
Quickly	'kwɪkli	Dengan cepat
Boost	'bu:st	Mendorong
Provide	prə'vaɪd	Menyediakan
Opportunity	ˌɒpər'tu:nəti	Kesempatan
Confident	'kɒnfədənt	Percaya diri
Confidence	'kɒnfədəns	Kepercayaan
Behavior	bə'heɪvjə	Tingkah laku
Disrupting	ˌdɪs'rʌptɪŋ	Mengganggu
Violent	'vaɪələnt	Kekerasan
Leaves	'li:vz	Dedaunan
Unwanted	ˌʌn'wɒntəd	Tidak diinginkan



Adverse	əd'veɪs	Merugikan
Disorders	dɪ'sɔ:dəz	Kekacauan
Prevent	pri'vent	Mencegah
Health	'he:lt	Kesehatan
Healthy	'he:lti	Sehat
Rules	'ru:lz	Peraturan
Consume	kən'su:m	Mengonsumsi

Summary

Active and passive voice rules and examples

Tenses	Active	Passive	examples
Simple Present	S+V1(s/es)+O S+do/does+VI+O	S+(is, am, are) + V3+by+O	Active: The reporter writes news paper. Passive: News paper are written by the reporter.
Present Continuous	S+is, am, are (not) +VI+ing+O	S+is,am,are (not)+being+V3+by+O	Active: Siti is making a cake. Passive: A cake is being made by Siti.
Simple Past	S+V2+O S+did (not)+VI+O	S+was,were+V3+by+O	Active: The company hired new workers last year. Passive: New workers were hired by the company last year.
Past Continuous	S+was,were(not) +VI+ing+O	S+was,were (not)+being+V3+by+O	Active: The salesman was not helping the customer. Passive: The customer was not being helped by the salesman.



Present Perfect	S+has/have (not)+V3+O	S+has/have (not)+being+ V3+by+O	Active: They have discussed the book. Passive: The book has been discussed by them.
Past Perfect	S+had (not)+V3+O	S+had (not)+been+V3+b y+O	Active: They had delivered the letters. Passive: The letters had been delivered by them.
Simple Future	S+will/shall+V1 +O	S+will/shall+be+ V3+by+O	Active: The company will hire new worker. Passive: New worker will be hired by the company.
Modal	S+can, could, may,must, etc+V1+O	S+can, could, may, must,etc+be+V3+ by+O	Active: She must deliver the letters. Passive: the letters must be delivered by her.
Infinitive	To + V2	To + be +V3	Active: He has to deliver the letters. Passive: The letters have to be delivered him.

Appendix 8

Evaluation Checklist of Blueprint Design

The Researcher : Aldi Anggara

School Name : MAS Madani Alauddin Pao-Pao

The score:

1: Very poor

2: Poor

3: Average

4: Good

5: Excellent

No.	Component	Criteria	Score				
			1	2	3	4	5
1	Course Content	The blueprint is consistent with the syllabus for Senior High School (SMA) in Curriculum 2013				✓	
		The content material is appropriate with the course of students in Senior High School in the eleventh grade				✓	
2	Learning Outcomes	Learning outcomes include integrated skills in English (reading, writing, speaking, and listening)				✓	
		The learning outcomes are clearly stated					✓
3	Indicator	These indicators provide learning experience for students to achieve learning outcomes				✓	
		The indicator is expressed systematically				✓	
		The indicators are clearly stated				✓	

4	Skills	The blueprint supports actively English skills				✓	
5	Activity	The blueprint provides suitable tasks for the students				✓	
		Students are evaluated based on the learning outcomes and indicators				✓	
6	Evaluation	Students' achievement in the course can be measured fairly				✓	

Source: Adapted from Rahayu (2022)

Gowa, 29 Juni 2024



Subhan Rahmat, M.Pd.

Validation Checklist for the Module
“Report Text Unit”

The Researcher : Aldi Anggara

School Name : MAS Madani Alauddin Pao-Pao

1: very poor

2: Poor

3: Average

4: Good

5: Excellent

Content Feasibility						
No.	Statement	1	2	3	4	5
1	The materials are in accordance with Standard Competency (SK) and Basic Competency (KD) of English lessons in Senior High School.				✓	
2	The materials are in accordance with the learning indicators.				✓	
3	The material interactively and participatively represents the Project-based Learning (PJBL).			✓		
4	Input for reading (the text) in the materials is related to the topic of the unit.			✓		
5	Input for listening (the video/audio) in the materials is related to the topic of the unit.			✓		
6	Input for speaking (monologue/dialogue) in the materials is related to the topic of the unit.			✓		
7	Input for writing in the materials is related to the topic of the unit.				✓	
8	Vocabulary in the materials is related to the topic of the unit.				✓	
9	Language function in the materials is related to the topic.				✓	

10	Activity for reading in the materials is related to the learning indicators of the unit.				✓	
11	Activity for listening in the materials is related to the learning indicators.				✓	
12	Activity for speaking in the materials is related to the learning indicators.				✓	
13	Activity for writing in the materials is related to the learning indicators.				✓	
14	Activity in learning vocabulary is related to the learning indicators.				✓	
15	Activity in learning grammar is related to the learning indicators.				✓	
16	Activity in learning pronunciation is related to the learning indicators.			✓		
17	The materials can encourage the students to explore more about the topic in their daily lives.				✓	
18	The texts are directed in developing students' communication abilities in order to achieve social functions.				✓	
19	The sources of materials are acceptable.			✓		
20	The materials can lead the students to develop their personal, social, and academic-related to their English proficiency.				✓	
21	The materials are integrated with religious moderation in appropriate form.					✓
22	The religious moderation integration in the materials is suitable for the topic, input, and task in the materials.					✓
23	The form of religious moderation integration in the materials is balanced with the English module.					✓
Suggestion:						

Presentation Feasibility						
No.	Statement	1	2	3	4	5
1	The materials presentation includes the cover of textbook, preface, book map, table of content, and identity of the writer.				✓	
2	The presentation of materials clearly divides the opening (cover and unit mind map), main (material unit and task), and closing parts of the textbook (summary and reflection).					✓
3	The main part of the material is arranged systematically based on the phases of activity in Project-based Learning (PJBL) namely determining the topic, pre- communication, determining the basic question, creating the schedule, designing the project plan, test result, and evaluating experiences.				✓	
4	The tasks are representing the characteristics of activity phases in Project-based Learning (PJBL) namely determining the topic, pre-communication, determining the basic question, creating the schedule, designing the project plan, test result, and evaluating experiences.			✓		
5	The materials interactively and participatively build interaction in English between students, students and teachers, and students and the wider environment.				✓	
6	The materials can encourage the students to do various communicative tasks creatively and critically.				✓	
7	The materials and activity presentation encourage students to be responsible for their own learning.				✓	
8	The materials encourage the students to recognize their success and inadequacy in the learning process.				✓	

9	The learning settings are related to need analysis.					✓
Suggestion:						
Language Feasibility						
No.	Statement	1	2	3	4	5
1	The language in input, task, and instruction is clear and understandable.				✓	
2	The language in input, task, and instruction is interactive and communicative.				✓	
3	The language used in input, task, and instruction is suitable for students' cognitive development levels.				✓	
4	The language in input, task, and instruction is appropriate in the aspect of grammar, spelling, and punctuation.				✓	
5	The language in the materials is holistically cohesive and coherence.				✓	
Suggestion:						
Graphic Feasibility						
No.	Statement	1	2	3	4	5
1	The materials are printed using ISO standard size (A4, A5, or B5).			✓		
2	The settings of the cover, unit title, sub- unit title, illustration, picture explanation, and page number are proportional and donot disturb the students during the learning process.					✓

3	The use of letter/character variation (bold, italic, capital) is appropriate and donot too various in type and colour.				✓	
4	The illustrations (picture, graphic, table, etc.) are aesthetic and functional.				✓	
5	The colour of the book holistically and in each unit are proportional and do not disturb the students during the learning process.					✓
6	The whole design of the module is holistically interesting.					✓
Suggestion:						
Additional/further suggestions for the module improvement						

Source: Adapted from Rahayu (2022)

Gowa, 29 Juni 2024



Subhan Rahmat, M.Pd.

Validation Checklist of Blueprint Design
“Report Text Unit”

The Researcher : Aldi Anggara

School Name : MAS Madani Alauddin Pao-Pao

The score

1: Very poor

2: Poor

3: Average

4: Good

5: Excellent

No.	Component	Criteria	Score				
			1	2	3	4	5
1	Course Content	The blueprint is consistent with the syllabus for Senior High School (SMA) in Curriculum 2013				✓	
		The content material is appropriate with the course of students in Senior High School in the eleventh grade				✓	
2	Learning Outcomes	Learning outcomes include integrated skills in English (reading, writing, speaking, and listening)			✓		
		The learning outcomes are clearly stated				✓	
3	Indicator	These indicators provide learning experience for students to achieve learning outcomes				✓	
		The indicator is expressed systematically				✓	

		The indicators are clearly stated				✓	
4	Skills	The blueprint supports actively English skills			✓		
5	Activity	The blueprint provides suitable tasks for the students				✓	
		Students are evaluated based on the learning outcomes and indicators				✓	
6	Evaluation	Students' achievement in the course can be measured fairly			✓		

Source: Adapted from Rahayu (2022)

Gowa, 21 Juni 2024

Validator



Nur Azisah Azis, S.Pd., M.Hum.

Validation Checklist for the Module

“Report Text Unit”

The Researcher : Aldi Anggara

School Name : MAS Madani Alauddin Pao-Pao

The score

1: Very poor

2: Poor

3: Average

4: Good

5: Excellent

Content Feasibility						
No.	Statement	1	2	3	4	5
1	The materials are in accordance with Standard Competency (SK) and Basic Competency (KD) of English lessons in Senior High School.				✓	
2	The materials are in accordance with the learning indicators.				✓	
3	The material interactively and participatively represents the Project-based Learning (PJBL).				✓	
4	Input for reading (the text) in the materials is related to the topic of the unit.				✓	
5	Input for listening (the video/audio) in the materials is related to the topic of the unit.				✓	
6	Input for speaking (monologue/dialogue) in the materials is related to the topic of the unit.				✓	
7	Input for writing in the materials is related to the topic of the unit.				✓	
8	Vocabulary in the materials is related to the topic of the unit.			✓		

9	Language function in the materials is related to the topic.				✓	
10	Activity for reading in the materials is related to the learning indicators of the unit.				✓	
11	Activity for listening in the materials is related to the learning indicators.				✓	
12	Activity for speaking in the materials is related to the learning indicators.				✓	
13	Activity for writing in the materials is related to the learning indicators.				✓	
14	Activity in learning vocabulary is related to the learning indicators.				✓	
15	Activity in learning grammar is related to the learning indicators.				✓	
16	Activity in learning pronunciation is related to the learning indicators.				✓	
17	The materials can encourage the students to explore more about the topic in their daily lives.				✓	
18	The texts are directed in developing students' communication abilities in order to achieve social functions.				✓	
19	The sources of materials are acceptable.				✓	
20	The materials can lead the students to develop their personal, social, and academic-related to their English proficiency.				✓	
21	The materials are integrated with religious moderation in appropriate form.				✓	
22	The religious moderation integration in the materials is suitable for the topic, input, and task in the materials.				✓	
23	The form of religious moderation integration in the materials is balanced with the English module.				✓	

Suggestion:

Presentation Feasibility						
No.	Statement	1	2	3	4	5
1	The materials presentation includes the cover of textbook, preface, book map, table of content, and identity of the writer.			✓		
2	The presentation of materials clearly divides the opening (cover and unit mind map), main (material unit and task), and closing parts of the textbook (summary and reflection).				✓	
3	The main part of the material is arranged systematically based on the phases of activity in Project-based Learning (PJBL) namely determining the topic, pre- communication, determining the basic question, creating the schedule, designing the project plan, test result, and evaluating experiences.				✓	
4	The tasks are representing the characteristics of activity phases in Project-based Learning (PJBL) namely determining the topic, pre-communication, determining the basic question, creating the schedule, designing the project plan, test result, and evaluating experiences.				✓	
5	The materials interactively and participatively build interaction in English between students, students and teachers, and students and the wider environment.				✓	
6	The materials can encourage the students to do various communicative tasks creatively and critically.				✓	

7	The materials and activity presentation encourage students to be responsible for their own learning.				✓	
8	The materials encourage the students to recognize their success and inadequacy in the learning process.				✓	

9	The learning settings are related to need analysis.				✓	
---	---	--	--	--	---	--

Suggestion:

Language Feasibility

No.	Statement	1	2	3	4	5
1	The language in input, task, and instruction is clear and understandable.				✓	
2	The language in input, task, and instruction is interactive and communicative.				✓	
3	The language used in input, task, and instruction is suitable for students' cognitive development levels.				✓	
4	The language in input, task, and instruction is appropriate in the aspect of grammar, spelling, and punctuation.				✓	
5	The language in the materials is holistically cohesive and coherence.				✓	

Suggestion:

Graphic Feasibility

No.	Statement	1	2	3	4	5
-----	-----------	---	---	---	---	---

1	The materials are printed using ISO standard size (A4, A5, or B5).				✓	
2	The settings of the cover, unit title, sub- unit title, illustration, picture explanation, and page number are proportional and donot disturb the students during the learning process.				✓	

3	The use of letter/character variation (bold, italic, capital) is appropriate and donot too various in type and colour.				✓	
4	The illustrations (picture, graphic, table, etc.) are aesthetic and functional.				✓	
5	The colour of the book holistically and in each unit are proportional and do not disturb the students during the learning process.				✓	
6	The whole design of the module is holistically interesting.				✓	

Suggestion:

Additional/further suggestions for the module improvement

Source: Adapted from Rahayu (2022)

Gowa, 21 Juni 2024

Validator

A handwritten signature in black ink, appearing to read 'Nur Azisah Azis', written over a horizontal line.

Nur Azisah Azis, S.Pd., M.Hum.

DOCUMENTATION



This photo was taken after the questionnaire for the analysis stage has been shared and filled out by students, the results of the questionnaire will be analyzed by the researcher as a reference for the development of blueprints and modules

Curriculum Vitae



The researcher, Aldi Anggara is the first child of Sapri and Arni. He was born on November 27th 2001 in Pinrang, South Sulawesi. He has one younger sister namely Evita Sari. He started his education at SDN 228 Pinrang, then he continued his junior high school at MTS Annahdadh Makassar, then his senior high school at MAS Annahdadh Makassar. In 2020, he was accepted as students at English Education Department, Alauddin Islamic State University in Makassar. He Joined several English meeting club in order to gain knowledge and experience.