

**USING ENGLISH WORD WALL MEDIA IN TEACHING ENGLISH AT THE
TENTH TKJ GRADE STUDENTS OF SMK NEGERI 4 JENEPONTO**



A THESIS

Submitted in Partial Fulfilment of the Requirements for the Degree of *Sarjana Pendidikan* in English Education Department of Tarbiyah and Teacher Training Faculty of Universitas Islam Negeri Alauddin Makassar

By:

MARWAH

Reg Number: 20400121013

**ENGLISH EDUCATION DEPARTMENT
TARBIYAH AND TEACHER TRAINING FACULTY
UNIVERSITAS ISLAM NEGERI ALAUDDIN MAKASSAR
2025**


PERNYATAAN KEASLIAN SKRIPSI

Mahasiswa yang bertanda tangan di bawah ini:

Nama : Marwah
NIM : 20400121013
Tempat/Tgl Lahir : Jeneponto, 28 Februari 2004
Jur/Prodi/Konsentrasi : Pendidikan Bahasa Inggris
Fakultas/Program : Tarbiyah dan Keguruan
Alamat : Desa Marayoka, Kec Bangkala, Kab Jeneponto
Judul Skripsi : *Using English Word Wall Media In Teaching English at the Tenth TKJ Grade Students of SMK Negeri 4 Jeneponto*

Menyatakan dengan sesungguhnya dan penuh kesadaran bahwa skripsi ini adalah hasil karya sendiri. Jika kemudian hari terbukti bahwa ini merupakan duplikat, tiruan, plagiat, atau dibuat orang lain, sebagai atau seluruhnya, maka skripsi dan gelar yang diperoleh karenanya batal demi hukum.

Samata-Gowa, 10 Maret 2025
Penyusun



Marwah
Nim: 20400121013

UNIVERSITAS ISLAM NEGERI
ALAUDDIN
MAKASSAR

PERSETUJUAN UJIAN MUNAQASYAH

Dewan penguji skripsi saudara **Marwah**, NIM: **20400121013** mahasiswa prodi pendidikan bahasa Inggris (PBI) Fakultas Tarbiyah dan Keguruan UIN Alauddin Makassar, setelah dengan seksama meneliti dan mengoreksi naskah skripsi yang bersangkutan dengan judul: **"Using English Word Wall Media in Teaching the Tenth TKJ Grade Students" at SMK Negeri 4 Jeneponto**, memandang bahwa naskah skripsi tersebut telah memenuhi syarat-syarat ilmiah dan dapat disetujui untuk diajukan dalam sidang **Ujian Skripsi (Munaqasyah)**.

Demikian persetujuan ini diberikan untuk proses selanjutnya.

Gowa, 17 Februari 2025

PEMBIMBING

1. Dr. Serliah Nur, M.Hum., M.Ed
2. Dr. Sitti Nurpahmi, S.Pd., M.Pd



PENGUJI

1. Indah Fadhliah Rahman, S.Pd.I., M.Hum
2. Nur Aliyah Nur, M.Pd.



Diketahui oleh:
Ketua Prodi PBI



Dr. Sitti Nurpahmi, S.Pd., M.Pd.
NIP 197403082009012003

PENGESAHAN SKRIPSI

Skripsi berjudul "Using English Word Wall Media in Teaching English at the Tenth Grade Students of SMK Negeri 4 Jeneponto ", yang disusun oleh Saudari Marwah, NIM: 20400121013, mahasiswi Program Studi Pendidikan Bahasa Inggris Fakultas Tarbiyah dan Keguruan UIN Alauddin Makassar, telah diuji dan dipertahankan dalam sidang Ujian Skripsi (Munaqasyah) yang diselenggarakan pada hari Rabu, tanggal 26 Februari 2025, bertepatan dengan tanggal 27 Sya'ban 1446 H, dinyatakan telah dapat diterima sebagai salah satu syarat untuk memperoleh gelar Sarjana Pendidikan pada Jurusan Pendidikan Bahasa Inggris dengan beberapa perbaikan.

Gowa, 10 Maret 2025

DEWAN PENGUJI: Nomor SK 1021 Tahun 2025

Ketua Sidang : Dr. Rappe, S.Ag., M.Pd.I

Sekretaris Sidang : Dr. Sitti Nurpahmi, S.Pd., M.Pd.

Penguji I : Indah Fadhilah Rahman, S.Pd.I., M.Hum.

Penguji II : Nur Aliyah Nur, M.Pd.

Pembimbing I : Dr. Serliah Nur, M.Hum., M.Ed.

Pembimbing II : Dr. Sitti Nurpahmi, S.Pd., M.Pd.

Disahkan Oleh:
Dekan FTK UIN Alauddin Makassar,

Dr. H. Achruh, M.Pd.I
NIP 196609081994031002

ACKNOWLEDGEMENTS

Alhamdulillah Robbbil Alamiin, all praises be to *Allah Subuhanahu Wa Ta'ala*, the Almighty and has bestowed his mercy and grace, so that the researcher can complete the thesis entitled: "Using English Word Wall Media in Teaching English at the Tenth TKJ Grade Students of SMK Negeri 4 Jeneponto" *Shalawat* and *salam* are always bestowed upon the Prophet *Muhammad sallallahu 'alaihi wa sallam*, who has upheld the banner of Islam, so that we can feel the joy of Islam. This thesis is compiled as one of the requirements to complete studies in order to obtain a Bachelor of Education Degree in the English Language Education Department at UIN Alauddin Makassar.

During the preparation of this thesis, the researcher received a lot of help from various parties, including very important directions, corrections, recommendations, suggestions, and support. Without their help, the writing of this thesis would not have been possible. Therefore, the researcher would like to express her deepest gratitude and respect to these parties, especially to her beloved parents, namely the researcher's father **Haris** and **Aji** and the researcher's mother **Mara'**, who have given affection, love, and sacrifice of time, energy, and prayers in educating and raising the researcher. Their endless prayers and blessings have been a source of strength and enthusiasm for the researcher during this learning process. The researcher also expresses her deepest appreciation and gratitude to:

1. **Prof. Drs. Hamdan Juhannis M.A, Ph.D**, Rector of Universitas Islam Negeri (UIN) Alauddin Makassar.
2. **Dr. H. Andi Achruh, M.Pd. I**, as the dean of the Faculty of Tarbiyah and Teacher Training, Universitas Islam Negeri (UIN) Alauddin Makassar
3. **Dr. Sitti Nurpahmi, S.Pd., M.Pd**, and **Nur Aliyah Nur, M.Pd**, as the head and secretary of English Education Departement, Faculty of Tarbiyah and Teacher Training, Universitas Islam Negeri (UIN) Alauddin Makassar.
4. **Dr. Serliah Nur, M.Hum., M.Ed**, as the researcher first consultant and **Dr. Sitti Nurpahmi, S.Pd., M.Pd**, as the second consultant who has provided invaluable advice, correction, and supported researcher so that the researcher can complete this thesis.
5. **Indah Fadhilah Rahman, S.Pd.I., M.Hum**, and **Nur Aliyah Nur, M.Pd**, as the examiner in the research who has provided direction to the researcher during the writing of the thesis.
6. **Nurfadilla**, the researcher's closest friend at the university, who always provides very important support and inspiration in the thesis writing process.
7. **Muh Khaidir Ahmad**, someone who always accompanies the researcher in the final stages of writing the thesis, thank you for the time, enthusiasm, and participation that has been given to the researcher.

8. All lecturers and staff in the English Education Department who have helped researcher during the study and completion of the thesis.
9. All beloved friends for your continued support and motivation throughout this process, especially **Aviothic** friends.
10. The students of class X TKJ 1 and TKJ 2 of State Vocational School 4 Jeneponto for their cooperation as subjects during the research process.
11. Finally, thanks to the researcher herself for dedication and tenacity during the thesis process. She trusted in her ability, loved herself, and refused to give up despite external pressures. Her commitment to finishing the thesis to the best of her ability is an impressive achievement. The researcher acknowledges that this thesis still has several faults. In order to complete and improve this thesis, the researcher wishes to thank all relevant parties for their assistance and advice.

Gowa, 17 Februari 2025

Researcher,

Marwah

Reg.Number: 20400121013

LIST OF CONTENTS

COVER.....	i
PERNYATAAN KEASLIAN SKRIPSI.....	ii
PERSETUJUAN UJIAN MUNAQASYAH.....	iii
PENGESAHAN SKRIPSI.....	iv
ACKNOWLEDGMENT	v
TABLE OF CONTENTS.....	viii
LIST OF FIGURES.....	x
LIST OF TABLES	xi
LIST OF APPENDICES.....	xii
ABSTRACT	xiii
CHAPTER I INTRODUCTION.....	1
A. Background.....	1
B. Research Question	6
C. Hypotesis	6
D. Operational Definition of Terms and Research Scope	7
E. Previous Research	9
F. Research Objective and Research Significances	14
CHAPTER II REVIEW OF RELATED LITERATURE.....	17
A. Teaching Strategy.....	17
B. Word wall media	18
C. Using English word wall media	23
D. Theoretical Framework.....	24
CHAPTER III RESEARCH METHOD	26
A. Research Type and Location.....	26
B. Research Approach	26
C. Population and Sampel.....	27
D. Data Collection Method.....	28
E. Research Design	30
F. Research Instrument.....	31
G. Instrument Validation.....	31
H. Data Analysis Technique	32

CHAPTER IV FINDINGS AND DISCUSSION.....	34
A. Finding	34
B. Discussion	44
CHAPTER V CONCLUSION AND SUGESTION.....	49
A. Conclusions	49
B. Suggestions	49
BIBLIOGRAPHY	51
APPENDICES	54



LIST OF TABLES

Table 3.1 The experimental design.....	30
Table 3.2 Classification of student' Score	32
Table 4.1 The pre-test of experimental group	35
Table 4.2 The pre-test of class control.....	36
Table 4.3 The post-test result of class control	37
Table 4.4 The post-test result of class experimental.....	38
Table 4.5 The pre-test of normality	41
Table 4.6 The post-test of normality	41
Table 4.7 The Pre-test independent sample t test	43
Table 4.8 pos-test test independent sample t test	43



LIST OF FIGURES

Figure 2.1. Word wall Template Display	22
Figure 2.2 Theoretical Framework	24



LIST OF APPENDICES

Appendix 1 (Test).....	53
Appendix 2 (Answer Key of Test).....	58
Appendix 3 Pre-Test	59
Appendix 4 (Treatment)	62
Appendix 5 (Treatment)	68
Appendix 6 (Treatment)	73
Appendix 7 (Treatment)	79
Appendix 8 Post-Test.....	85
Appendix 9 Table of students' <i>t</i> -distribution	88
Appendix 10 (Documentation Media Word Wall).....	89
Appendix 11 (Documentation).....	97



Abstract

Name : Marwah
Regular Number : 20400121013
Department : English Language Education
Faculty : Tarbiyah and Teacher Training
Title : Using English Word Wall Media In Teaching English at the Tenth TKJ Grade Students of SMK Negeri 4 Jeneponto
Consultant 1 : Dr. Serliah Nur, S.Pd., M.Hum. M.Ed.
Consultant 2 : Dr. Sitti Nurpahmi, S.Pd., M.Pd.

This study was conducted to determine the extent of the influence of the use of word wall media in teaching English to tenth grade students at SMK Negeri 4 Jeneponto. This study covers all aspects of English starting from reading, writing, pronunciation, and students' learning interests.

The research method used in this study is quantitative, with a quasi-experimental research design, namely a control class and an experimental class, with a multiple-choice test of 20 pre-test and post-test numbers, and a sample size of 20 tenth grade TKJ students' of SMK Negeri 4 Jeneponto.

The results of the study showed that based on research data, tenth grade TKJ students at SMK Negeri 4 Jeneponto had an average pre-test score for the experimental class of 34.50, and an average pre-test score for the control class of 37.50, the difference between the scores of the two classes was around 3.00. and for the average post-test score in the experimental class of 65.00, the average post-test score in the control class of 40.00, the difference between the scores of the two classes was around 26.00. so here it can be seen that the score for the pre-test was higher in the control class than in the experimental class, and after being given treatment the post-test score was much higher than in the control class. their average post-test score increased and placed it in the "good" range. This increase is confirmed by the results of the t-test, where the pre-test value is not significant (2-tailed) ($0.546 > 0.05$) t value is smaller than t-table ($0.546 < 2.204$) H_0 = hypothesis is not accepted. for the post-test value significance (2-tailed) ($0.000 < 0.05$) t value is greater than t-table ($5.415 > 2.204$) H_1 = hypothesis is accepted.

This research can further be a reference for other researchers and can be applied by teachers in creating various types of interactive learning activities to teach English of SMK Negeri 4 Jeneponto.



UNIVERSITAS ISLAM NEGERI
ALAUDDIN
M A K A S S A R

CHAPTER I

INTRODUCTION

A. Background

English is an international language that is widely used throughout the world and has developed into a global language. In the field of education, English plays an important role because it can be likened to the key to understanding science. We can learn science by using English as the language of instruction. Reading, listening, writing, and speaking are basic English language skills. These four basic talents are in the psychomotor domain. Therefore, the ability to read, listen, write, and speak should be prioritized over language knowledge when teaching English (Syandri, 2023).

English is referred to as a first or second language. In some countries, English is the only dominant language, English is commonly used, popular song lyrics, academic conferences and global news coverage are written in English. Furthermore, English is the language of business and government, as well as a medium for conveying information and news. English is used in diplomacy and has functions in the profession. Learning English is very important. Therefore, educators must be ready to create English language competence as an international language in students through learning process activities (Kusuma, 2019)

Teaching is a learning process in which teachers facilitate the acquisition of new knowledge and skills by students. Teaching is an activity to help students learn by connecting subject matter to personal experiences. According to Alhassan (2023), teaching is where teachers transfer knowledge, skills, and values from instructors to students. Students are unlikely to succeed if they are not motivated to learn a language, because acquiring a foreign language is a long process. Based on research, motivation is what drives people to learn a foreign language.

Media word wall is a network-based digital gamification instrument that includes a variety of game and quiz features those educators can use to evaluate materials. According to Hidayaty et al. (2022), word wall is an effective learning resource, media, and enjoyable evaluation instrument for students. This game can be played on a laptop or smartphone. The word wall program includes visuals, audio, animation, and interactive activities to keep students interested.

One of the benefits of word wall is that it is free for basic choices and offers a variety of templates. Besides from that, produced games can be sent directly via WhatsApp, Google Classroom, and other platforms. According to Ulandari et al. (2023), word walls can help students understand instructional material online and are simple for teachers to assess students' learning outcomes.

The word wall teaching method is an interactive learning platform that allows educators to design a variety of learning activities, including word games, puzzles, flashcards, and interactive quizzes. Word wall creates a rich print environment for students and can be an effective learning instrument

According to Kurniasih & Arifin (2015), word wall is intended to stimulate students to learn vocabulary for reading and writing. Word wall media is a great instrument for students to use while learning. New words, unfamiliar terms, and their spellings can all help students learn the language designed by the teacher. Students are encouraged to be interested in writing activities and develop their descriptive writing skills by using word wall media.

Based on initial observations of SMK Negeri 4 Jeneponto, researcher found various problems related to students English language skills, especially in class the tenth TKJ grade students. One of the problems found was the lack of mastery of vocabulary, pronunciation, English writing, and the instructor's teaching approach that was less interesting for students. In addition, based on interviews conducted by researcher with one of the students in the class, teachers often combined Indonesian and English, and teachers sometimes only used Indonesian to explain learning materials in class.

Lack of knowledge of English vocabulary, pronunciation, writing and uninteresting English teaching cause obstacles that make students not enthusiastic in learning English. Therefore, it is a challenge for teachers to find effective ways and efficient teaching strategies in teaching English vocabulary,

pronunciation, writing so that students can learn more actively and enthusiastically, and interact more fluently in various situations.

The importance of seeking knowledge has been discussed in the Koran.

Allah says in QS. Al-Alaq /96:1-5

اقْرَأْ بِاسْمِ رَبِّكَ الَّذِي خَلَقَ الْإِنْسَانَ مِنْ عَلَقٍ اقْرَأْ وَرَبُّكَ الْأَكْرَمُ الَّذِي عَلَّمَ بِالْقَلَمِ
عَلَّمَ الْإِنْسَانَ مَا لَمْ يَعْلَمْ

Meaning: "1) recite in the name of your lord who created, 2) he has created man from a clot of blood, 3) read, and your lord is the glorious one, 4) who teaches (man) with a pen, 5) he teaches man what he does not know."

The verse above demonstrates how Allah prioritized the need to read for all men. Because reading allows everyone to understand and learn something new that they did not know before, and it also allows people to learn from one another. This verse also shows that the command to read extends to the general people. Reading the text as well as the context. Reading both explicit (*verses qauliyah*) and inferred (*verses kauniyah*).

Teaching is part of a series of complex activities or activities carried out by teachers to convey knowledge to students, so that a learning process occurs. The complex activities in question are by organizing student learning activities, utilizing the environment, both in class and outside the class, and providing stimulus, guidance, direction, and encouragement to students.

Reading is a process carried out and used by readers to obtain messages conveyed by the author through the media of words or written language.

Reading motivation is a very strong concern and is accompanied by reading accompanied by a sense of pleasure. By reading, everyone obtain very useful information, therefore reading motivation must be increased. Many factors influence reading interest and factors inhibiting reading interest.

Reading motivation is the desire that motivates to read, which is an interesting field in education. Studying and implementing an environment that encourages students to read is essential to the learning and development process. This holy book reminds us that al-insan, or humans, are His creation. In Tafsir Al-Azhar, Buya Hamka argues that Allah SWT created humans from a clot of blood and is also very powerful in making humans good at reading.

Word wall media in learning is one of the efforts to stimulate students interest in learning actively. According to Ulandari et al. (2023), word wall is one of the alternative choices among various types of interactive learning media that can make the learning process interesting and not boring for students and teachers. Because this word wall program supports a learning style where students play an active role in their learning activities by competing with their classmates on the learning they are studying.

From the explanation above, the researcher is interested in conducting research of SMK Negeri 4 Jeneponto because based on the results of preliminary research conducted by the researcher, it shows that the strategies used by teachers in the teaching process are less interesting for students so that there are several obstacles faced by students. Therefore, the researcher is

interested in researching the effectiveness of word wall media in the tenth grade of TKJ with the title "*Using English Word Wall Media In Teaching English at the Tenth TKJ Grade Students of SMK Negeri 4 Jeneponto.*"

B. Research Question

Based on the background explanation above, the researcher formulated the questions as follows: Is the use of English word wall media effective in teaching English at the tenth TKJ grade students of SMK Negeri 4 Jeneponto?

C. Hypothesis

Hypothesis is a temporary assumption or tentative statement submitted by the researcher as a temporary answer to the research question. This hypothesis is based on theory, previous research, or strong logic. rather, it indicates a failure to resist hypothesis. The main purpose of a hypothesis is to provide a clear research direction and serve as a basis for further testing.

1. H_1 = Using English word wall media is effective in teaching English at the tenth TKJ grade students of SMK Negeri 4 Jeneponto.
2. H_0 = Using English word wall is not effective in teaching English the at tenth TKJ grade students of SMK Negeri 4 Jeneponto.

D. Operational Definition and Research Scope

1. Operational Definition of Terms

a. Teaching

Teaching is an ability that must be possessed by teacher, and the knowledge that is learned is to increase the ability to teach, of course this ability is used to deal with students, all of whom have diverse characters, as well as abilities and desires that are definitely different.

b. Teaching English

English language teaching is an organized learning method designed to assist students English language skills such as listening, speaking, reading, and writing. Teaching is the process of conveying information, focusing attention, offering guidance and direction, managing reinforcement, increasing recall, giving feedback, testing performance, and improving retention and transfer. teachers must develop learning experiences that assist each of these processes. According Sulistiyo (2016), a teacher must have personal competency, which includes being a role model for his students, having a positive attitude, and being patient and understanding. These human competencies are regarded as vital for student development.

c. Word Wall Media

Arafah et al. (2020), word wall is a group of words that are put on the wall, bulletin boards, chalk boards or whiteboards in the classroom. According to Khusnah & Rosiyanti (2024), Word wall are an excellent educational instrument for fostering a positive learning environment. They are educational instrument that need to be used, not just viewed or displayed. Students can be involved in the creation and use of this media, and it can be used to enhance group learning activities.

Media is a communication instrument to make the process more effective teaching and learning, the benefits of using this media are expected to be able attracts students' attention and makes it easier for students to understand material, learning will give better results if design according to the way humans learn then media It is very important.

d. Teaching Using Word Wall Media

According to Huda (2024), teaching word wall are media that can be used to improve students' English language skills. The use of word wall media can facilitate teachers in the learning process, so that students are more interested and easily understand the material presented. Word wall media has many templates that can be used by teachers.

2. Research Scope

The scope of this study focuses on the use of word wall media to improve English language teaching. The researcher took two classes as a

control class and an experimental class. The purpose of this study is to see the effectiveness of using word wall media in teaching English.

This research was conducted of SMK 4 Jeneponto, this school was founded by Hamzah, A.md. The location is right in Jeneponto district, Bangkala sub-district, Kalimporo sub-district. the head of the school is Hariyati, S.Ag. M. Pdi. In this research, the researcher aims to focus on class X TKJ 1 and TKJ 2 SMK Negeri 4 Jeneponto.

E. Previous Research

In this section, the researcher discusses several literature reviews or previous research findings and related ideas. For more details, several findings related to this study are presented in the following sections:

The first, Swari (2023) in his research with the title "Word wall as Learning Media to Increase Student's Reading Interest", in this journal discusses word wall media as a learning media to increase students' reading interest where teachers use learning in the word wall media as teaching material as such that the learning process can more effective. This study used library research by using Friedman (2008) model to carry out a conceptual review of the definition, characteristics, implementation, strengths, and weaknesses of Word wall platform. The procedure use explanations in the form of a diagram.

The second, Hidayaty et al. (2022), in his research "The Influence of Word Wall on Students' Interest and Learning Outcome" was written by In this

journal discusses the effect of the use of word wall on interests and learning outcomes. Students who aim to determine the effect of word wall media on student interests and learning outcomes. Research methods using experimental with the Nonequivalent Control Group Quasi Experimental design. Determination the experimental and control class uses the simple random sampling method, with treatment the use of Word Wall media in experimental classes and question boxes in the control class. Instrument data collection for pretest-posttest learning outcomes in the form of multiple-choice questions. Learning interest is measured using a questionnaire on a linkert scale. Analysis of learning interest data using the T test obtained Student learning interest value $0.00 < 0.05$. From the learning outcomes using Word Wall media, it is proven to have a beneficial effect to increase student interest in learning.

The third, Ilahiyati et al. (2023), "The Implementation of Word wall Games in Vocabulary Learning" this journal discusses the use of online-based applications as a medium for learning vocabulary word wall games this research aims to observe the ability of participants in improving pronunciation, memorizing vocabulary, and compiling words into sentences. To collect data for this research, researcher make direct observations by involving ten students who study English literature in Malang as a participant in this study. Six game -based media are used, including random card games, cross puzzle games, right or wrong tasks, translation tasks, tasks to compile words, and anagram tasks. Research findings show that using Word wall games

as learning instrument effectively improve the skills of pronunciation, memorization, and construction of student sentences.

The fourth, research was conducted by Latifah & Saputri (2020), "using a word wall to increase mastery of English vocabulary: Systematic Review " this study aims to describe the word wall as Effective media to increase English vocabulary and to collect some information related to the use of word walls in teaching and learning English. The results of this study are word wall media as an effective medium for increase mastery of vocabulary based on that source obtained. This can be seen from the results of the researchers, there is significant differences in student test scores before and after using word walls. Post-test scores are better than pre-test scores. Furthermore, word wall media can be applied to fifth grade in elementary school, first grade and second grade in high school first. This shows that the word wall can applied at all levels of education, especially in junior high school.

The fifth, research was conducted by Marensi et al. (2023), "the effectiveness of using word wall-based learning media in increasing students learning activities on economy learning subjects at SMA PGRI Pekanbaru" this research discusses about analyzing student learning activities using Word Wall -based learning media. This research was conducted at Pekanbaru PGRI High School at class X IPS. This study uses an experimental approach with the One Group Pretest Posttest Design model. Data collection techniques used are questionnaires and observation sheets. Data on student learning activities is

obtained through a questionnaire. Whereas based on the use of word wall learning media, data is obtained through observation. Data analysis techniques using the T test and normality gain (N-Gain). The results of the study show that the use of Word Wall learning media is effective in increasing student learning activities.

The sixth, research was conducted by Arafah et al. (2020), "Word Wall Media: An Effective Teaching Technique to Enrich Students' Vocabulary in Secondary Level of Education" this research tries to implement word wall media as a technique to overcome the difficulties of learners in mastering English vocabulary, especially those who learn English in the second grade of Darul Arqam Ponrewaru Islamic Middle School. This study uses collaborative classroom action research (CAR) where the data comes from two data collection instruments, namely vocabulary tests and observation sheets given to 23 respondents. The results of this study indicate that student vocabulary is increasing after being taught using the technique. The development of vocabulary occurs because an increase in student learning achievement is the average value of vocabulary tests. In the first cycle, students reach an average value of 65.43. 12 of 23 students or 52.17% reached an average score. In cycle II, the average score then increased to an average score of 80.86. 20 of 23 students or 86.95% reached this score.

The seventh, research was conducted by Jones (2018), " The Impact of Interactive word walls in a United States History Classroom: An Action

Research Study” in this journal discusses the impact of Word Wall media in the United States history class, the technique commonly used in learning is Word Wall (WW) media that allows teachers to be able to learn easily and the class can be more active. WW is defined as a "collection of vocabulary". And the results of this study the use of Word Wall media in history class is less effective but it is recommended to teachers to try to use Word Wall media in other subjects.

The similarities and differences of previous research with the current research mostly discuss the influence of word wall media, the methods used are quantitative pre-experimental, qualitative, some even use mixed methods, and the results of all previous studies in using word wall media both in increasing reading interest and increasing vocabulary, all provide beneficial effects. The similarities are the same as discussing word wall media and the current research also uses a quasi-experimental quantitative methodology, the difference is that researcher now use word wall media in teaching English as a whole to see the effectiveness of both vocabulary, writing, and pronunciation.

F. Research Objectives and Significances

1. Research Objective

In relation to the research questions above, the purpose of this study is to determine whether the use of word wall media has an effect in teaching English at the tenth TJK grade students of SMK Negeri 4 Jeneponto.

2. Research Significances

a. Theoretical Significances

This study focuses on SMK students (grade tenth, vocational school) which is a specific learning context. By analyzing the impact of word walls in this context, this study can contribute to our understanding of how best to support the acquisition of various knowledge such as vocabulary, pronunciation, writing, and activeness for vocational students. This can provide information on the development of appropriate teaching methods for similar contexts.

This study can explore the effectiveness of word wall media as a specific strategy for teaching English. It can contribute to the field of language pedagogy by providing insight into how visual aids and interactive elements can improve students' vocabulary learning, pronunciation, writing and learning interest which can potentially lead to the development of new teaching models.

b. Practical Significance

The practical significance of this research is demonstrated to students, teachers, and another researcher:

1) Students

This study can show the effectiveness of word wall media in teaching English in expanding students' vocabulary knowledge, pronunciation, writing and learning interests. This can improve comprehension in English reading tasks, as well as better expression in pronunciation and writing. Word walls can be visually attractive and interactive, so that teaching English learning is more interesting for students. This can increase learning motivation to learn new words and improve overall learning outcomes.

2) Teacher

The research findings of this study can provide evidence-based support for teachers to use word wall in their classrooms. This can help them develop more effective English language teaching strategies. Word walls can be adapted to meet different learning styles and levels. Teachers can combine different activities and exercises that utilize word walls to meet the different needs of their students.

3) Other Researcher

This study can add to the growing evidence on the effectiveness of word wall media in teaching English both in vocabulary learning, pronunciation, writing, and students' learning interests. Future

researcher can develop it by exploring various types of word wall, implementation strategies, and adaptations for various contexts.



CHAPTER II

LITERATURE REVIEW

A. Pertinent Ideas

1. Definition of Teaching

Ababio (2016), defined teaching as the art of persuading students to take actions that are believed to enhance learning, including making an attempt to do so. Ababio said that teaching is "an art," implying that teachers must create an environment that would encourage learning and further increase students' interest in learning, especially in English language learning materials.

According to another definition provided by Melby (1994), teaching is an art that involves the student in the teaching-learning process and gives them the opportunity to fully participate. It also requires that the teacher accepts each student for who they are as an individual and has a positive attitude toward differences in the classroom. In this connection, the teacher avoids making caustic remarks, making fun of people, and pointing out flaws.

Teaching is a complicated and varied activity that requires a wide range of behaviors and interactions between teachers and students. According to Siswaningsih et al. (2023), teaching is the process of promoting learning, and it entails a number of activities such as planning, instruction, evaluation, and feedback. Teachers must be able to create

innovative and enjoyable learning experiences that incorporate critical thinking and problem solving, communication and collaborative skills, creativity and innovative skills, information and communication technology literacy, contextual learning skills, and information and media literacy.

Siswaningsih et al. (2023), teaching is about paying attention to the needs, feelings, and experiences of students. If others are able to absorb what is being taught, then teaching is real teaching. teaching, a practice in which teachers observe each other's teaching practices, usually with the goal of self-reflection on their own teaching rather than will evaluation of performance, and then following up with a meeting to discuss the results of the observations.

Ababio (2016), teaching broadly defined is the process by which a teacher directs a student or group of students to a higher level of knowledge or skills.

2. Definition of Word Wall Media

Ilahiyati et al. (2023), word wall media is one of the interactive learning media that allows educators to create various types of English learning activities. word wall media also includes game-based learning that increases students' creativity and increases their knowledge. Word Wall media applications have many features and benefits such as speech mode,

images, colors, moving images, sound, and music so that the media becomes more interesting.

Purnamasari et al. (2018), word wall is one of the most important teaching methods to be applied in English learning, especially in improving students' vocabulary mastery. With word wall, students can be more active because word wall is a game-based media.

Word wall is a web-based application that is very interesting and fun to use. Malik(2020, in Novyanti, 2022). Word wall is a learning media in the form of a game that can be played alone without anyone accompanying it.

Ilahayati et al. (2023), word wall media is an interactive learning platform that provides 18 interactive games, including Match, Unbox, Shuffle Cards, Anagrams, Labeled, Categorized, Quiz, Find the Match, Matching Pairs, Missing Word, Word Search, Ranking Order, Random Wheel, Short Group, Sort, Gameshow Quiz, Maze Chase, and Airplane.

Umar et al. (2023), word wall is media content that should be used, not just presented or viewed. It can be customized to enhance learning and group activities while engaging students in the process of creating and using it. The website allows for the creation of quizzes, matching, pairing, anagrams, word scrambles, word searches, groups, and other types of learning media applications. One can download and print the materials, and have internet access to media consumers. Word wwall media is an

efficient way to convey information and support English language teaching and learning activities.

Jasmin & Schiesl (2009), word wall is a group of words that are put on the wall, bulletin boards, check the boards or whiteboards in the classroom. it is expected to be able to facilitate the elementary school students to improve their vocabulary mastery, which considered a difficult thing for them to be mastered. Based on the facts stated above, the research is conducted to find out whether the students' vocabulary mastery improves or not after being taught through word wall.

Gunawan et al. (2023), word wall media is one of the website-based learning media, learning media using internet technology without the limitations of space and time. Word walls can also have a positive impact on learning, namely learning can be more effective, interesting, interactive and stimulate students' learning motivation.

Arafah (2020), the advantages of word wall media is to increase vocabulary, works best when students encounter words frequently and are provided with definitions vocabulary education works best when students encounter words frequently and are provided with definitions as well as contextual information. Put another way, rich, comprehensive, and extended vocabulary instruction provides the best results. Word walls have long been recognized as a help full and crucial teaching instrument,

particularly for young learners who process words multiple times during the academic year.

Sitton (2003), word wall media was first developed by a teacher named Rebecca Sitton in 1990. Word wall media is a teaching medium used to help students learn new vocabulary and build reading and writing skills. The concept of a word wall is to stick important words or words that are often used on the classroom wall. The words are arranged alphabetically and visualized so that they are easy for students to remember. Rebecca Sitton developed this idea while teaching at an elementary school in Arkansas, United States. He found that by displaying words on the wall, his students more easily remembered how to spell and used the words in reading and writing. This strategy has proven effective for building students' vocabulary and literacy skills.

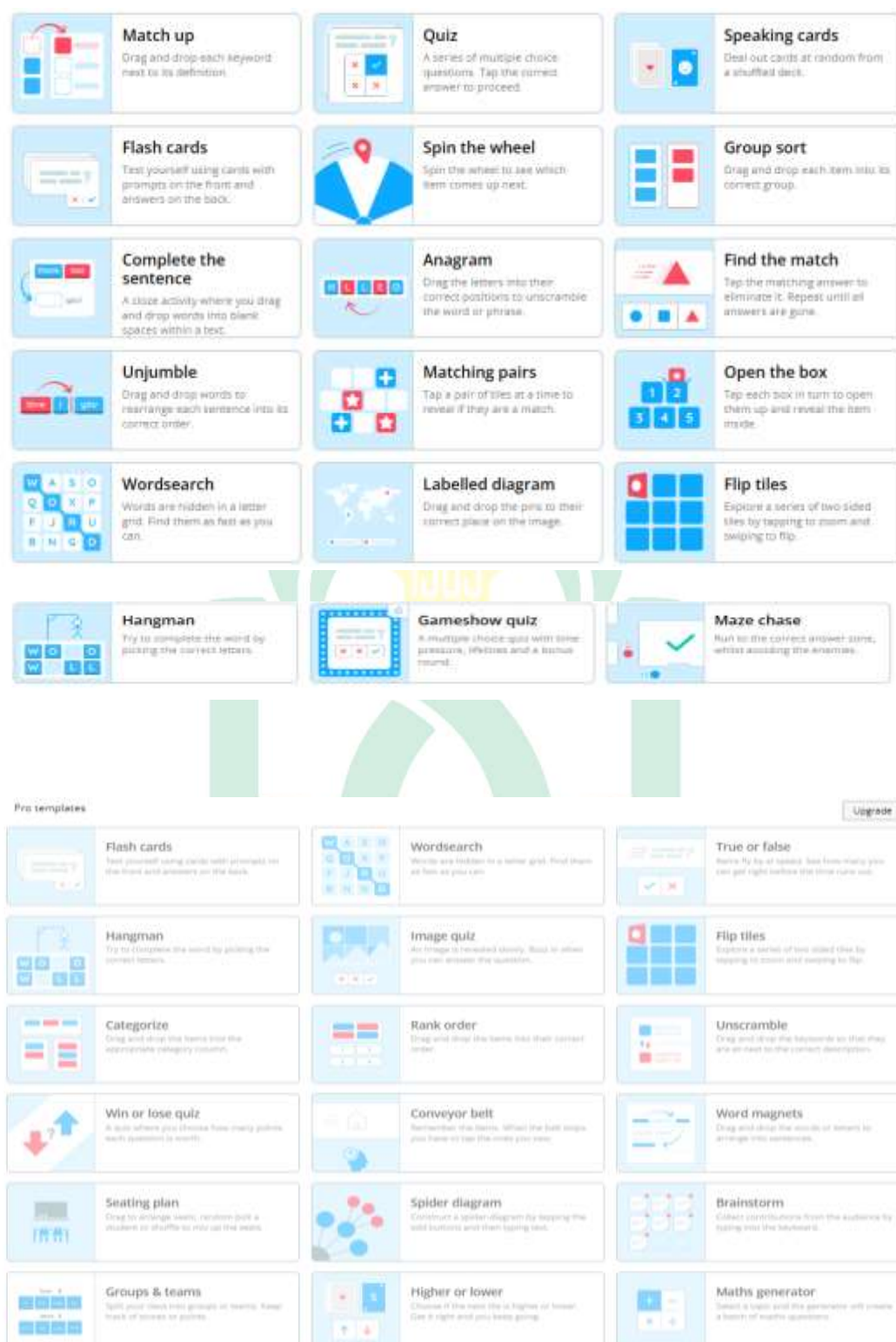


Figure 2.1. Word wall Template Display (<https://wordwall.net/id>)

3. Teaching Using Word Wall Media

Word wall is an effective visual learning media in teaching English. Word wall is a collection of words displayed visually and systematically on a wall or display board in the classroom. This media functions as a learning aid that allows students to see, remember, and use new vocabulary in the context of learning English. Teaching English using Word Wall is an approach that integrates visual, interactive, and pedagogical aspects to create an effective and meaningful learning experience for students. This media not only functions as a visual aid, but also as a learning strategy that supports the development of comprehensive language skills.

Marensi et al. (2023), word wall is one of the different types of interactive learning media that can make the learning process more enjoyable and more interesting for both students and teachers. Because this word wall application supports a learning style in which students have an active role in their learning activities by competing with classmates on the learning they are studying.

Marensi et al. (2023), word wall media is an effective media in teaching English, word wall media can help students to improve their mastery of vocabulary that has been considered difficult to master.

B. Theoretical Framework

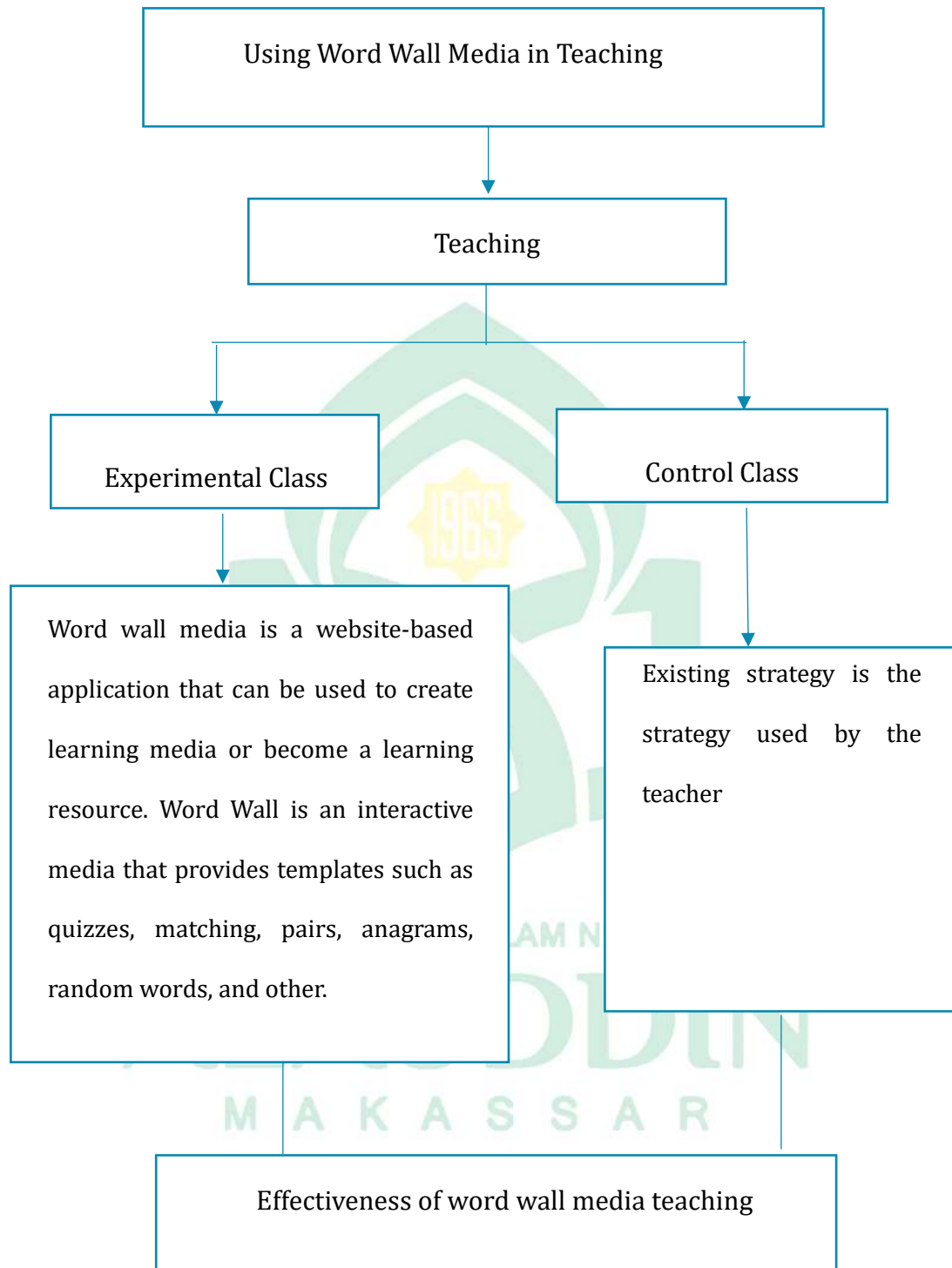


Figure 2.2 Theoretical Framework

This research is the basis or the whole research activity. In other words, this term is a guide in the process of using word wall media in teaching English. In this study, the researcher used two classes, in the experimental class the researcher used word wall media, while in the control class the researcher used the usual strategy used by the tenth-grade English teacher TKJ of SMK Negeri 4 Jeneponto.



CHAPTER III

RESEARCH METHODOLOGY

A. Research Type and Location

This study used a quantitative approach. This study was conducted at SMK Negeri 4 Jeneponto, Jl. Tanatoa, Kalimporo Village, Bangkala District. One of the famous state schools in Jeneponto. This study was conducted for approximately two months.

B. Research Approach

In this study, the researcher used a quantitative approach to determine the effect of using word wall media in teaching English. According to Creswell (2019), quantitative research is an investigation of social problems based on testing a theory consisting of variables, measured by numbers, and analyzed by statistical procedures to determine whether the predictive generalization of the theory is correct. According to Mills & Gay (2019), a quantitative approach in research is used to describe current conditions, investigate relationships, and study causal phenomena, by collecting and analyzing numerical data to describe, explain, predict, or control the phenomena of interest.

C. Population and Sample

1. Population

Population is the entire group or data that is the focus of the research. Population refers to the set or group of all units that are the target of the application of research results. According to Shodiq et al. (2021), explained that the subjects of the study are people observed by researcher as research targets. The population of this study was all students of the tenth TKJ 1 and TKJ 2 grade of SMK Negeri 4 Jenepono in the 2024/2025 academic year. The total number of students is 40 people, each class consists of 20 people.

2. Sample

A sample is a small part that represents the entire group or population, the target of the research to be generalized. According to Creswell (2019), a sample is a small subset of the population that has been selected to represent the entire population. This means that all the characteristics of various types of population units must be represented by the units selected as samples from the population. For the sampling technique, the researcher used Purposive sampling. Purposive sampling is the selection of samples based on a certain characteristic in a population that has a dominant relationship so that it can be used to achieve research objectives. Class X TKJ 1 with 20 students is the sample for the experimental class, and class X TKJ 2 with 20 students is the control class.

D. Data Collection Method

In the data collection process, there are several steps carried out by researcher:

1. Pre-test

In the first meeting, the researcher gave a pretest in the experimental class and the control class. The pre-test was conducted before the treatment was given. This pre-test consisted of 20 multiple-choice questions. The purpose of this pre-test was to assess students' English language skills before they received any treatment.

The stages carried out by the researcher before giving the pre-test to students are:

- a) The researcher gives instructions to the students to pay attention.
- b) The researcher provides an explanation of the purpose of the study.
- c) The researcher explains the purpose of the instrument given to the students.
- d) The researcher directs the students to continue working on the test.

2. Treatment

After conducting a pre-test, the experimental class received treatment using word wall media in teaching English, while the control class used regular teaching as done by the teacher in the classroom. In the experimental class, the researcher provided treatment that focused on the use of word wall media in teaching English. Each meeting lasted for 90

minutes. The researcher provided materials in accordance with the school curriculum with different topics at each meeting.

Some of the treatment steps required are as follows:

- a) The researcher provides motivation before starting the learning.
- b) The researcher explains the learning flow.
- c) The researcher delivers the material using an LCD/Laptop or the researcher can deliver the material directly to the student study group.
- d) The researcher gives students the opportunity to ask questions or provide responses.

3. Post-Test

In the last meeting, the researcher gave a post-test to the students to evaluate their progress and achievement in learning English. The post-test consisted of 20 multiple-choice questions. Students were instructed to choose the best answer for each question.

The steps taken by the researcher in giving the post-test to the students:

- a) Researcher inform students that they take a test, namely a post-test.
- b) Researcher explain what they have to do in this test.
- c) Students work on the test individually.

E. Research Design

The researcher used a quasi-experimental design to compare the results in the experimental class and the control class. According to Hastjarjo (2019), a quasi-experiment is an experiment in which the assignment of the smallest experimental units to the experimental and control groupcast is not done randomly. Quasi-experimental research aims to find out between variables involving the control group and the experimental group. The experimental design used is as follows:

Table 3.1 The Experimental Design

Class	Pre-test	Treatment	Post-test
Experimental	O_1	X	O_2
Control	O_1		O_2

Where:

O_1 : Pre-test

X: Treatment

O_2 : Post-test

(Mills & Gay, 2019)

To collect data, the researcher gave a pre-test, treatment, and post-test. The experimental class received treatment using word wall media in teaching English, while the control class did not receive treatment using word wall media. The results obtained from the experimental class and the control class were then compared to determine whether the use of word

wall media had an effect or was significant on English learning for the tenth grade TKJ of SMK Negeri 4 Jenepono.

F. Research Instrument

According to Mills & Gay (2019), research instrument measure natural or social phenomena that are observed or studied. Research instruments are used to measure and collect data, such as observation sheets, questionnaires, and a set of test questions. Research instruments are means used by researcher to obtain better results. The instrument used by researcher in this study was a 20-number multiple-choice test given to the experimental class and the control class

G. Instrument Validation

Saputri et al. (2023), Instrument validation is a process to ensure that the measuring instrument or instrument used in research or data collection actually measures what it is supposed to measure. In other words, instrument validation aims to evaluate how accurate, precise, and significant an instrument is in measuring the desired concept or variable. Validity is the degree to which a test measures what it is intended to measure. An instrument data is used repeatedly to measure the same thing, then the results are relatively stable or consistent.

H. Data Analysis Technique

Researcher analyzed the data using the following steps:

1. Researcher determined students' pre-test and post-test scores using the

following assessment method: $X = \frac{\text{Student's correct answer}}{\text{Number of items tested}} \times 100$

(Mills & Gay, 2019)

2. Researcher classify students' scores as follows::

Table 3.2 Classification of Students' Score

Classifications	Range of Score
Excellent	96-100
Very Good	86-95
Good	76-85
Fairly Good	66-75
Fairly	56-65
Poor	46-55
Very Poor	0-45

3. To get the percentage of students, apply the formula below:

$$P = \frac{f}{N} \times 100\%$$

Where:

P: Percentages

F: Frequencies

N: Number of students

4. If the significant value is less than 0.05 then the hypothesis is accepted or simply it can be said that there is a significant difference. However, if the significance level is more than 0.05 then the hypothesis is rejected or simply it can be said that there is no significant difference.

The purpose of data analysis is to test the collected data to assess the effect of using word wall media in teaching English. This includes measuring scores before and after treatment. The data used in the analysis are the pre-test and post-test scores of the tenth TKJ grade students of SMK Negeri 4 Jeneponto who are the subjects of this study. The researcher used the independent sample t-test, which is a statistical calculation available in SPSS for Windows software to analyze test results, test of normality, and independent sample t-tests.

CHAPTER IV

RESEARCH FINDINGS AND DISCUSSION

A. Findings

In this chapter, the researcher presents data from the research that has been conducted. The research data collection period took place from September 26, 2024 to November 15, 2024. This study used a test with pre-test and post-test research instruments. The researcher gave treatment once a week to the experimental class and once to the control class, namely on Wednesday and Friday from September 26, 2024 to November 15, 2024. In the experimental class, students were taught using word wall media in teaching English, while in the control class they were taught using the methods commonly used by their English teachers. for the first meeting in the control class and the experimental class, each was given a pre-test and then at the next meeting, for the experimental class, treatment was always given, students learned while playing using word wall media, each student provided their own cellphone, and the researcher shared the media link into the class group and all students were given instructions to work on the media that had been made by the researcher. while for the control class at the next meeting after being given a pre-test, they were taught using the usual methods often used by their English teachers and were not given treatment using word wall media. Next, for the last meeting in each experimental class and control class, both were

given a post-test to see their understanding during English learning. And the researcher allocated 90 minutes for one meeting.

1. Test Result

a) Pre-test Results

The pre-test results of the experimental class and control class are presented in the following table:

Table 4.1 The Pre-test Result of Experimental Class

No	Initial Names	Score	Criteria
1	ANA	25	Very Poor
2	F	35	Very Poor
3	NH	25	Very Poor
4	M	60	Fairly
5	AS	30	Very Poor
6	NA	40	Poor
7	M	15	Very Poor
8	MFA	45	Fairly
9	S	15	Very Poor
10	N	35	Very Poor
11	RA	55	Poor
12	ZS	25	Very Poor
13	S	45	Poor
14	ZC	40	Poor
15	T	20	Very Poor
16	D	30	Very Poor
17	N	60	Fairly
18	C	10	Very Poor
19	NL	30	Very Poor
20	DNG	50	Poor
Total		690.00	
Mean Score of Pre-test		34.50	

Based on table 4.1, it can be seen that the highest score is 60 and the lowest score is 10, the results of the study showed that students who got scores with the criteria "very poor" 12 students for scores with the criteria "Poor" 5 students, and Scores with the criteria "Fairly" 3 students. The mean score of the pre-test result of the experimental class is 34.50.

Table 4.2 The Pre-test Result of Class Control

No	Initial Names	Score	Criteria
1	W	75	Fairly Good
2	FF	35	Very Poor
3	B	50	Poor
4	NA	55	Poor
5	NA	50	Poor
6	NA	20	Very Poor
7	A	40	Poor
8	SM	40	Poor
9	R	30	Poor
10	N	60	Fairly
11	I	25	Very Poor
12	DA	40	Poor
13	N	25	Very Poor
14	NF	20	Very Poor
15	S	15	Very Poor
16	AD	50	Poor
17	R	50	Poor
18	D	25	Very Poor
19	D	15	Very Poor
20	S	30	Very Poor
Total		750.00	
Mean Score of Pre-test		37.50	

Based on table 4.2 it can be seen that the highest score is 75 and the lowest score is 15. The results of the study showed that students who got scores with the criteria "very poor" 9 students, for scores with the criteria "Poor" 9 students, scores with the criteria "Fairly" 1 student, and scores with the criteria "Fairly Good" 1 student. The mean score of the pre-test result of the control class is 37.50.

Comparing the results of the calculations of the two classes, the researcher found that there was a difference in the mean score of the experimental class and the control class. The score of the experimental class in the pre-test was 34.50 and the value of the control class in the pre-test was 37.50 so the difference was around 3.00. This shows that the mean score pre-test of the control class is higher than the mean score of the experimental class. This can also be seen from the students' test scores.

b) Result of Post-test

The researcher conducted a post-test for the experimental class and the control class. The post-test results for both classes are presented in the following table:

Table 4.3 The Post-test Result of Experimental Class

No	Initial Names	Score	Criteria
1	ANA	50	Poor
2	F	50	Poor
3	NH	70	Fairly Good
4	M	85	Good
5	AS	50	Poor
6	NA	60	Fairly

7	M	35	Very Poor
8	MFA	65	Fairly
9	S	55	Poor
10	N	85	Good
11	RA	80	Good
12	ZS	85	Good
13	S	60	Fairly
14	ZC	90	Very Good
15	T	50	Poor
16	D	50	Poor
17	N	70	Fairly Good
18	C	65	Fairly
19	NL	60	Fairly
20	DNG	80	Good
Total		1.300.00	
Mean Score of post-test		65.00	

Based on table 4.3, it can be seen that the highest score is 90 and the lowest score is 35. The results of the study showed that students who got a score with the criteria "very poor" 1 student, for a score with the criteria "Poor" 6 students, a score with the criteria "Fairly" 5 students, a score with the criteria "Fairly Good" 3 students and a score with the criteria "Good" 5 students. The mean score of the pre-test result of the control class is 65.00.

Table 4.4 The Post-test Result of Class Control

No	Initial Names	Score	Criteria
1	W	30	Very Poor
2	FF	50	Poor
3	B	35	Very Poor
4	NA	75	Fairly Good
5	NA	40	Poor
6	NA	30	Very Poor

7	A	30	Very Poor
8	SM	40	Poor
9	R	25	Very Poor
10	N	55	Poor
11	I	35	Very Poor
12	DA	45	Poor
13	N	30	Very Poor
14	NF	35	Very Poor
15	S	20	Very Poor
16	AD	50	Poor
17	R	20	Very Poor
18	D	50	Poor
19	D	50	Poor
20	S	55	Poor
Total		800,00	
Mean Score of Post-test		40,00	

Based on table 4.4, it can be seen that the highest score is 75 and the lowest score is 20. The results of the study showed that students who got scores with the criteria "very poor" were 10 students, for scores with the criteria "Poor" 9 students, and scores with the criteria "Fairly Good" 1 student. The mean score of the pre-test result of the control class is 40.00.

By comparing the results of the calculations of the two classes, the researcher found that there was a difference in the mean score of the experimental class and the control class. The experimental class score on the post-test was 65.00 and the control class score on the post-test was 40.00 so the difference was around 26.00. This shows that the mean post-test score of the experimental class is higher than the mean score of the control class. This can also be seen from the students' test scores.

2. Pre-Test of Normality

Before testing the research hypothesis, a normality test needs to be done to find out whether the sample distribution follows a normal or abnormal pattern. This step is crucial for conducting a hypothesis test that compares the null hypothesis with the alternative hypothesis. The results of the normality test are related to the hypothesis test statement, namely:

H_0 :The Null Hypothesis

The sample has a normal distribution when the significant value is greater than 0.05 ($\text{sig} > 0.05$).

H_1 :The Alternative Hypothesis

The sample is not normally distributed when the significant value is less than 0.05 ($\text{sig} < 0.05$). To test the normality of the sample distribution.

To test the normality of the sample distribution, this study used the Mills and Gay (2019) statistical test.

Table 4.5 The Pre-Test of Normality

Tests of Normality						
	Kolmogorov-Smirnov ^a			Shapiro-Wilk		
	Statistic	df	Sig.	Statistic	df	Sig.
TKJ 1	.120	20	.200 [*]	.963	20	.608
TKJ 2	.128	20	.200 [*]	.948	20	.343

*. This is a lower bound of the true significance.

a. Lilliefors Significance Correction

The table above shows that the significance value of the experimental class for the pre-test is 0.608 which is above the threshold of 0.05. Therefore, we can conclude that the pre-test data is normally distributed. Similarly, the significance value of the control class for the post-test is 0.343 which is greater than 0.05 which confirms that the post-test data is also normally distributed.

Table 4.6 The Post-Test of Normality

Tests of Normality						
	Kolmogorov-Smirnov ^a			Shapiro-Wilk		
	Statistic	df	Sig.	Statistic	df	Sig.
Eksperiment	.135	20	.200 [*]	.940	20	.243
Control	.142	20	.200 [*]	.941	20	.250

*. This is a lower bound of the true significance.

a. Lilliefors Significance Correction

The table above shows that the significance value of the experimental class for the pre-test is 0.243 which is above the threshold of 0.05. Therefore, we can conclude that the pre-test data is normally distributed. Similarly, the

significance value of the control class for the post-test is 0.250 which is greater than 0.05 which confirms that the post-test data is also normally distributed.

3. Independent Sample T-test

After ensuring that the pre-test and post-test samples were normally distributed in the normality test, the researcher tested the impact of word wall media in English teaching using the following hypothesis:

H_0 :The Null Hypothesis

The use of English word wall media in teaching English cannot improve English learning of tenth grade TKJ students of SMK Negeri 4 Jeneponto, with a p value of $\alpha = 0.05$ (The treatment does not have a significant effect on the use of word wall media in teaching English of tenth grade TKJ students of SMK Negeri 4 Jeneponto).

H_1 :The Alternative Hypothesis

The use of English word wall media in teaching English can improve English learning of tenth grade TKJ students of SMK Negeri 4 Jeneponto, with a p value of $\alpha = 0.05$ (The treatment has a significant effect on the use of word wall media in teaching English of tenth grade TKJ students of SMK Negeri 4 Jeneponto).

In general, if the *p-value* is below 0.05 (5%) or if the *t-value* > *t-table*, the null hypothesis can be rejected, leading to the conclusion that the

treatment is effective and there is a statistically significant main effect of using word wall media in teaching English.

To test the hypothesis, the independent t-test is then used to determine whether we should accept or reject our null hypothesis.

Tabel 4.7 The pre-test independent sample t test

Independent Samples Test										
		Levene's Test for Equality of Variances			t-test for Equality of Means				95% Confidence Interval of the Difference	
		F	Sig.	t	df	Sig. (2-tailed)	Mean Difference	Std. Error Difference	Lower	Upper
Pretest:	Equal variances assumed	.317	.577	-.609	38	.546	-3.000	4.926	-12.972	6.972
	Equal variances not assumed			-.609	37.617	.546	-3.000	4.926	-12.975	6.975

Based on Table 4. above, the results obtained that the SPSS output for the sample t test shows a t value of 0.609 and a significance value (2-tailed) of 0.546. This output shows that the significance level of 0.546 is greater than the p value of 0.05: ($0.546 > 0.05$), and the t value is smaller than the t table value ($0.546 < 2.024$). This shows that it is not significant, so the null hypothesis is accepted.

Tabel 4.8 The post-test independent sample t test

Independent Samples Test										
		Levene's Test for Equality of Variances				t-test for Equality of Means				
		F	Sig.	t	df	Sig. (2-tailed)	Mean Difference	Std. Error Difference	95% Confidence Interval of the Difference	
									Lower	Upper
Posttest	Equal variances assumed	.335	.566	5.415	38	.000	25.000	4.617	15.654	34.346
	Equal variances not assumed			5.415	37.537	.000	25.000	4.617	15.650	34.350

Based on Table 4.8 above the results obtained that the SPSS output for the sample t test shows a t value of 5.415 and a significance value (2-tailed) of 0.000. This output shows that the significance level of 0.000 is smaller than the p value of 0.05: ($0.000 < 0.05$), and the t value is greater than the t table value ($5.415 > 2.024$). This shows that it is significant, so the null hypothesis is rejected.

B. Discussion

The purpose of this study was to see the effect of English word wall media in teaching English. The purpose of this study was stated to have been achieved as seen from the results of this study revealed that student scores increased significantly after using word wall media in teaching English. Most students were able to achieve a "Good" score, which shows that using word wall media in teaching English is very effective in improving the English knowledge of tenth grade TKJ students of SMK Negeri 4 Jeneponto. With word wall media, students can learn more easily and easily, the class is more active, and students can learn directly and researchers can access student scores directly. In addition, using word wall media in teaching English can increase students' interest and motivation to learn.

Based on the research findings, the difficulties found during teaching English using word wall media from the first meeting to the last meeting were that students often experienced difficulties in pronunciation, lack of vocabulary, and writing.

The use of English word wall media in teaching English has been proven to be effective, in addition, using word wall media in teaching English can increase students' interest and motivation to learn, as mentioned in the research: Divineyati et al. (2023) the results of their study confirmed that the use of online-based applications as a vocabulary learning, "Word Wall Games," is effective. This study aims to observe the participants' abilities in improving pronunciation, memorizing vocabulary, and composing words into sentences. and there are several media templates that can be used in learning, including random card games, crossword puzzle games, right-or-wrong tasks, translation tasks, composition tasks, and anagram tasks.

Latifah et al. (2020) also emphasized in their research that this study aims to describe word walls as an effective medium for increasing English vocabulary and collect some information related to the use of word walls in teaching and learning English. The results of this study are word wall media as an effective medium for increasing vocabulary mastery based on the sources obtained. This can be seen from the results of the study; there is a significant difference in student test scores before and after using word walls. The post-test score is better than the pre-test score.

Arafah at al. (2020), the results of his research explain the use of word wall media as one way to overcome students' difficulties in mastering vocabulary. In his research using the collaborative class action research (CAR) method. The results of his research show that there is an increase in students' vocabulary

mastery after being taught using the CAR method. In cycle I, students obtained an average score of 65.43. A total of 12 out of 23 students or 52.17% obtained this average score. In cycle II, the average score then increased to an average score of 80.86. A total of 20 out of 23 students or 86.95% obtained this score.

Alfi Hidayaty et al. (2022), in their research, it was shown that there was an influence of the use of Word Wall media on students' interests and learning outcomes, which aimed to determine the influence of Word Wall media on students' interests and learning outcomes. The research method used an experiment with a nonequivalent control group quasi-experimental design.

Yulianti (2021) also emphasized that improving students' vocabulary mastery can be assisted by the use of word wall media, especially in English learning, especially in teachers' efforts to improve students' vocabulary. Utilization in making word wall media is one of the learning activities that includes skills, teaching materials, glossaries, evaluations, and various types of games on gadgets, and the use of word wall media can be implemented for learning resources, especially vocabulary learning. In addition, Nizarrahmad (2024) also stated that. game-based learning devices in learning English vocabulary mastery are effective in improving students' vocabulary. This explains that the use of word wall media is effective in teaching English at various levels of education, both elementary, middle and high schools.

In this study, researcher found many new things, especially in the use of media in learning and teaching, word wall media is one of the media that can be

used by all students. With this study, researchers can conclude several similarities and differences between previous studies and current research, on average discussing the influence of word wall media. The methods used are quantitative pre-experimental, qualitative, and some even use mixed methods, and the results of all previous studies in the use of word wall media both in increasing reading interest, increasing learning motivation, and in increasing vocabulary all have a good influence. for the difference itself, researcher now use word wall media in teaching English, which means it concerns English learning as a whole, both in pronunciation, writing, reading, vocabulary, and interest and motivation in learning.

There is something very useful after conducting this research of SMK Negeri 4 Jeneponto especially in class X TKJ where their initial English knowledge was very low before being given treatment with the application of word wall media, and after the application of word wall media all students were very enthusiastic in learning, and also their English knowledge began to increase where their initial pre-test score was only 34.50, and after the application of word wall media in teaching English and the post-test was conducted the students' scores increased to 65.00. This proves that the use of English word wall media in teaching English is effective.

So, the benefits and advantages of word wall media are: Easy to Use, various templates are available that are ready to use, so teachers can immediately create activities quickly. Interactive and Interesting, word walls

offer various types of interactive activities, such as quizzes, games, and puzzles, which can increase student engagement in learning, interesting activities can motivate students to learn and actively participate in class. Various Templates, word walls provide various activity templates that can be adjusted to various subjects and grade levels, teachers can also choose the template that best suits their learning goals. Accessibility, word wall can be accessed through various devices, such as computers, tablets, and smartphones, making it easier for students to access learning activities anywhere and anytime and can be used online, making it easier for teachers to give assignments, or interactive games. The benefits of word wall media are numerous, such as increasing student involvement, strengthening conceptual understanding, increasing learning motivation, time efficiency, and fun evaluation media.

In addition to limitation of word wall media are: Limited Free Features, the free version of word wall media has limitations in the number of activities that can be created and the types of activities available. This can limit flexibility and variety in learning, and some advanced features are only available in the paid version. Dependence on Internet Connection, as an online platform, word wall media requires a stable internet connection to be used. This can be a problem in areas with poor internet connectivity, and if the internet connection is disrupted the learning process will also be disrupted.

CHAPTER V

CONCLUSION AND SUGGESTION

A. Conclusion

From the results of the data analysis that have been presented in the discussion of Chapter IV, it can be concluded that the word wall media is one of the effective learning media in teaching English of SMK Negeri 4 Jeneponto. This is supported by the results of the pre-test and post-test which show that the average post-test score increased from 34.50 to 65.00 after being given treatment. From the results of these calculations, it is clear that there is a significant difference.

B. Suggestions

In connection with the above conclusions, some suggestions that can be given by researchers are as follows:

1. English teachers can use word wall media in teaching English. Because the teaching materials in this study were made in the RPP K13 format used of SMK Negeri 4 Jeneponto. In addition, the topics in the teaching materials made by the researcher were also taken from English books used by teachers at the school. Teachers can create learning media from word wall templates and can share the media directly with students via links, and in the process, teachers can directly access the highest and lowest scores of students through the word wall media. This can provide students with comfort and activeness in learning. English teachers can also motivate

students to learn while playing games and finding new words on the templates produced. Teachers must also be able to create a dynamic learning environment in the classroom to keep students engaged while learning. Researchers in this study strive to keep students interested in learning English.

2. Further researchers who are interested in similar research can use this study as a source of research because it is based on the theory of Sitton and Davis (2003) who first developed word wall media that can help students learn new vocabulary, and develop reading and writing skills. further supported by Arafah et al. (2020), about word wall media as an effective teaching technique to enrich students, and further supported by the theory of Marensi et al. (2023) about the use of word wall media in improving student learning activities.

BIBLIOGRAPHY

- Ababio, B. (2016). Nature of Teaching : What Teachers Need to Know and Do 2 . The Concept of Teaching. *International Journal for Innovation Education and Research*, 1(2002), 37–48.
- Afni, N U R. (2023) The Effect of Teaching Narrative Text Using Reap (Read , Encode , Annotate , Ponder) Strategy on Students ' Reading Comprehension at The Tenth-Grade Students of Ma Madani Pao-Pao
- Alhassan, M. A. (2023). Teaching English as a Third Language to Minority Adult Learners in Norwegian Secondary Schools. *Athens Journal of Education*, 10(3), 447–462. <https://doi.org/10.30958/aje.10-3-5>
- Arafah, B., & Ahmad, D. (2020). Word Wall Media: An Effective Teaching Technique to Enrich Students' Vocabulary in Secondary Level of Education. *International Journal of Advanced Science and Technology*, 29(5), 13228–13242. <https://ssrn.com/abstract=3653534>
- Gunawan, S., Susandi, S., & Susilawati, L. (2023). Pengembangan Media Evaluasi Pembelajaran Bahasa Indonesia dengan Memanfaatkan Aplikasi Daring Wordwall pada Siswa Kelas VIII A MTs Annur Al Huda Tajinan Malang. *ALFABETA: Jurnal Bahasa, Sastra, Dan Pembelajarannya*, 6(2), 67–73. <https://doi.org/10.33503/alfabeta.v6i2.3688>
- Hastjarjo, T. D. (2019). Rancangan Eksperimen-Kuasi. *Buletin Psikologi*, 27(2), 187. <https://doi.org/10.22146/buletinpsikologi.38619>
- Hidayaty, A., Qurbaniah, M., & Setiadi, A. E. (2022). The Influence of Wordwall on Students Interests and Learning Outcomes. *Jurnal Penelitian Ilmu Pendidikan*, 15(2), 211–223. <https://journal.uny.ac.id/index.php/jpip/article/view/51691%0Ahttp://dx.doi.org/10.21831/jpipfip.v15i2.51691>
- Huda, S., & Kusumawanti, W. D. (2024). Word wall media in teaching vocabulary to junior secondary school students: teacher's practices, benefits, and challenges. *Erudita: Journal of English Language Teaching*, 4(1), 14–25. <https://doi.org/10.28918/erudita.v4i1.7247>
- Ilahiyati, N., Rohmah, Z., & Hamamah, H. (2023). the Implementation of Wordwall Games in Vocabulary Learning. *IJEE (Indonesian Journal of English Education)*, 10(1), 144–159. <https://doi.org/10.15408/ijee.v10i1.29905>
- Jasmin, J., & Schiesl, P. (2009). The effects of word walls and word wall activities on the reading fluency of first grade studnets. *Reading Horizons*, 49(4), 301–314.
- Jones, P. (2018). *Scholar Commons The Impact of Interactive Word Walls in a United States History Classroom : An Action Research Study*.

- Khusnah, N. S., & Rosiyanti, H. (2024). *Penggunaan Media Pembelajaran Wordwall dalam Upaya Meningkatkan Keterampilan Menulis dan Kosakata Bahasa Inggris bagi Siswa Kelas VII SMP Muhammadiyah 3 Cipetir*. 2400–2409.
- Kurniasih, W., & Arifin, Z. (2015). the Use of Word Wall Media in Teaching. *Jurnal Pendidikan Dan Pembelajaran Untan*, 1–12.
<https://media.neliti.com/media/publications/211101-the-use-of-word-wall-media-in-teaching-d.pdf>
- Kusuma, C. S. D. (2019). Integrasi bahasa Inggris dalam Proses Pembelajaran. *Efisiensi - Kajian Ilmu Administrasi*, 15(2), 43–50.
<https://doi.org/10.21831/efisiensi.v15i2.24493>
- Latifah, W., & Saputri, T. (2020). Using Word Wall To Improve English Vocabulary Mastery: Systematic Review. *Konstruktivisme : Jurnal Pendidikan Dan Pembelajaran*, 12(2), 120–131.
<https://doi.org/10.35457/konstruk.v12i2.1041>
- Marensi, V., Suarman, S., & Syahza, A. (2023). the Effectiveness of Using Word Wall-Based Learning Media in Increasing Students' Learning Activities on Economy Learning Subjects At Sma PGRI Pekanbaru. *JURNAL PAJAR (Pendidikan Dan Pengajaran)*, 7(2), 407.
<https://doi.org/10.33578/pjr.v7i2.9165>
- Mills, G. E., & Gay, L. R. (2019). *Educational Research Competencies for Analysis and Applications* (12th ed.). Pearson.
- Purnamasari, R., Katemba, C. V., & Panjaitan, N. B. (2018). A Comparison between Word Tree Branch Method and Interactive Word Wall to Improve Student's Vocabulary. *Acuity : Journal of English Language Pedagogy, Literature and Culture*, 3(2), 44.
<https://doi.org/10.35974/acuity.v3i2.650>
- Saputri, H. A., Zuhijrah, Larasati, N. J., & Shaleh. (2023). Analisis Instrumen Asesmen : Validitas, Reliabilitas, Tingkat Kesukaran, dan Daya Beda Butir Soal. *Didaktik : Jurnal Ilmiah PGSD FKIP Universitas Mandiri*, 09(05), 2986–2995.
- Shodiq, M. N., Marhamah, L., & Shodiq, M. N. (2021). The Use of Picture Media in Teaching Writing of Descriptive Text The Use of Picture Media in Teaching Writing of Descriptive Text. *Journal of English Language and Pedagogy*, 1, 77–87.
- Siswaningsih, W., Kadarohman, A., Rahmawati, T., Nahadi, N., Supriyanti, F. M. T., Zackiyah, Z., & Anwar, S. (2023). Training Teaching at the Right Level (TaRL) and Culturally Responsive Teaching (CRT) [Pelatihan Pembelajaran Berbasis Level Berpikir serta Berlatar Belakang Budaya]. *Jurnal Pengabdian Isola*, 2(2), 135–141.
<https://doi.org/10.17509/jpi.v2i2.64547>

- Sitton, R., & Davis, B. G. (2003). *Research-Based Spelling*.
- Sulistiyo, U. (2016). English Language Teaching and EFL Teacher Competence in Indonesia. *Proceedings of the Fourth International Seminar On English Language and Teaching (ISELT-4)*, 1994, 396–406.
- Swari, N. K. T. A. (2023). Wordwall As a Learning Media To Increase Students' Reading Interest. *Jurnal Pendidikan Bahasa Inggris Indonesia*, 11(1), 21–29. <https://doi.org/10.23887/jpbi.v11i1.1572>
- Syandri, G. (2023). Pembelajaran Bahasa Inggris Dalam Konteks English for Spesific Purpose (Esp) Di Universitas Muhammadiyah Sumatera Barat. *Inovasi Pendidikan*, 10(1), 19–28. <https://doi.org/10.31869/ip.v10i1.4458>
- Ulandari, P., Kesumawati, N., & Nurhasana, P. D. (2023). The Effect of Digital Learning Media Based on Wordwall Games on Students' Learning Outcomes and Learning Motivation at SDN 17 Prabumulih. *JURNAL PAJAR (Pendidikan Dan Pengajaran)*, 7(5), 1001. <https://doi.org/10.33578/pjr.v7i5.9633>
- Umar, Rahman, A. R., Mandasari, P., Mawarwati, & Amir, S. (2023). Using Word Wall Website As A Strategy To Improve Students' Vocabulary Mastery. *Journal on Education*, 05(03), 9654–9661.

APPENDIX 1

(Test)

Name:.....

Class:.....

No.Absence:.....

Choose the most appropriate answer by putting a cross (x) on one of the letters a, b, c, d.

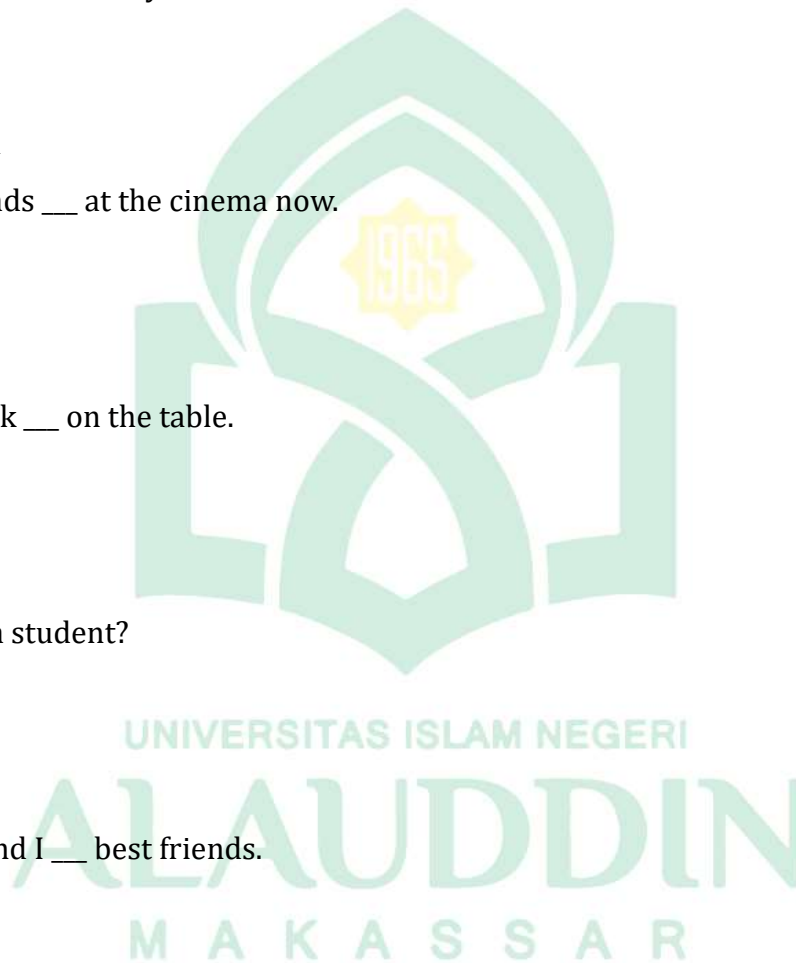
A. Self-Introduction!

1. What's the most appropriate response to "How do you do?"
 - a) "I'm fine, thank you."
 - b) "How do you do?"
 - c) "Nice to meet you too."
 - d) "I'm doing well."
2. Which of the following is NOT typically included in a self-introduction?
 - a) Your name
 - b) Your age
 - c) Your occupation
 - d) Your blood types
3. In a formal setting, how you should address someone when you meet with her/him for the first time?
 - a) By their first name
 - b) By their nickname
 - c) By their title and last name
 - d) By saying "Hey you"
4. which phrase that commonly used in ending a self-introduction politely?
 - a) That's all about me
 - b) Haw are you
 - c) Haw do you do
 - d) Haw about you

5. What is additional information that you need to add when introducing yourself in a professional context?
- a) Share your entire life story
 - b) Only state your name
 - c) Provide relevant information about your role and experience
 - d) Talk about your hobbies and personal life

B. Subject & To Be!

6. ___ is a beautiful day.
- a) It
 - b) He
 - c) She
 - d) They
7. My friends ___ at the cinema now.
- a) is
 - b) am
 - c) are
 - d) be
8. The book ___ on the table.
- a) are
 - b) am
 - c) be
 - d) is
9. ___ you a student?
- a) Is
 - b) Are
 - c) Am
 - d) Be
10. John and I ___ best friends.
- a) Is
 - b) Are
 - c) Am
 - d) Be



Complete each sentence with the correct verb in the simple present tense!

C. Simple Present Tense

11. Sarah ___ to school with her bicycle today

- a) go
- b) goes
- c) going
- d) went

12. The sun ___ in the east.

- a) rise
- b) rises
- c) rising
- d) rose

13. They ___ basketball twice a week.

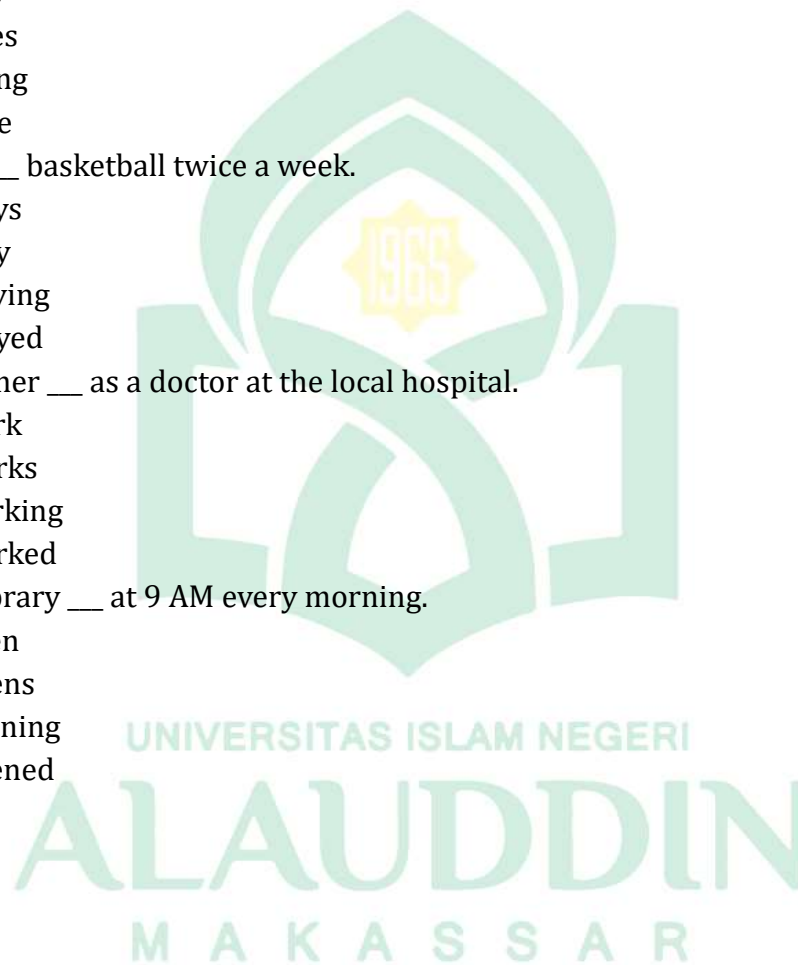
- a) plays
- b) play
- c) playing
- d) played

14. My father ___ as a doctor at the local hospital.

- a) work
- b) works
- c) working
- d) worked

15. The library ___ at 9 AM every morning.

- a) open
- b) opens
- c) opening
- d) opened



D. Narrative Text

Read the text below, then answer the multiple-choice questions correctly!


An old woman and her son lived in a little village. Her son was called Malin Kundang. They were very **poor** but they loved each other very much. One day Malin Kundang told his mother that he would go to the town and worked there. At first, his mother didn't allow him, but finally she let him go with tears. Malin Kundang worked hard in big town. And in a short time, he became a rich man. However, he completely forgot his poor old mother. Some years later, he sailed to a harbor near his village. When his mother heard about this news, she came to meet him. Malin Kundang pretended not to know her. He said, "You aren't my mother. Go away!" His mother became very sad and before she went away, she said, "Oh Malin Kundang, you're wicked son, you'll never be safe now. You and your money will turn into stone.



Someday later, his ship left the harbor. The sea was calm but when he reached the open sea, there was a great storm. The ship was drowned Malin Kundang and his money changed into the stone. Now people call it "Batu si Malin Kundang". We can see the stone from Air Manis, a village on the coast of West Sumatera near Padang.

16. What is the antonym of the word "poor" in Malin Kundang's text above?
- law
 - many
 - rich
 - little
17. Malin Kundang was cursed to become a stone because of his
- kindness
 - intelligence
 - disobedience
 - luck

18. Malin Kundang is a child whose mother.
- a) love
 - b) devoted to
 - c) disobedient to
 - d) honor
19. Because of his bad treatment towards his mother, Malin Kundang was cursed to become....
- a) stone
 - b) tree
 - c) animal
 - d) ghost
20. The word "merantau" in this story means...
- a) vacation
 - b) work
 - c) earn a living in a faraway place
 - d) study



APPENDIX 2**(Answer Key of Test)**

Choose the most appropriate answer by putting a cross (x) on one of the letters a, b, c, d.

A. Self-Introduction!

1. How do you do
2. Your blood type
3. By their title and last name
4. That's all about me
5. Provide relevant information about your role and experience

B. Subject & To Be!

1. It
2. Are
3. Is
4. Are
5. Are

C. Simple Present Tense

1. Goes
2. Rises
3. Play
4. Works
5. Opens

D. Narrative Text Read the text below, then answer the multiple-choice questions correctly!

1. Rich
2. Disobedience
3. Disobedient to
4. Stone
5. Earn a living a faraway place

APPENDIX 3 (Pre-Test)

Nama Penyusun: Marwah

Mata Pelajaran: Bahasa Inggris

Nama Institusi: UPT SMK Negeri 4 Jeneponto

Kelas/Semester: X/1

A. Core Competencies

1. menghargai dan menghayati ajaran agama yang dianut
2. menunjukkan perilaku jujur, disiplin, bertanggung jawab, peduli (toleransi gotong royong), santun, percaya diri dalam berinteraksi secara efektif dengan lingkungan sosial dan alam dalam lingkungan pergaulan dan keberadaanya.
3. memahami dan menerapkan ilmu pengetahuan (faktual, konseptual, dan prosedural) berdasarkan rasa ingin tahunya tentang ilmu pengetahuan, teknologi, seni, dan budaya
4. mengolah, menyajikan, dan menalar dalam ranah konkret (menggunakan, mengurai, merangkai, memodifikasi, dan mencipta) dan ranah abstrak (menulis, membaca, menghitung, menggambar, dan mengarang) sesuai dengan yang dipelajari di sekolah dan sumber lain yang setara dalam sudut pandang atau teori.

B. Learning Objectives

Penggunaan media word wall dalam pengajaran bahasa inggris kelas X TKJ SMK Negeri 4 Jeneponto.

Siswa mampu mengerjakan pre-test yang telah diberikan oleh peneliti.

Pertemuan Pertama

Rencana pembelajaran	
A. Ability	Pengajaran
B. Topic	1. Self-introduction 2. Subject & To Be 3. Simple present tense 4. Narrative text
C. Learning objectives	Pengajaran Bahasa inggris

D. Learning Activity Steps

1. Kegiatan Awal
 - a. Mengucapkan salam kepada siswa
 - b. Membuka dengan salam dan berdoa bersama untuk memulai pelajaran
 - c. Mengecek kehadiran siswa sebagai bentuk sikap disiplin
 - d. Menyampaikan tujuan pembelajaran
2. Kegiatan Inti
 - a. Peneliti memberikan instruksi kepada siswa bahwa pertemuan pertama adalah untuk mengerjakan tes, yaitu pre-test
 - b. Peneliti membagikan lembar kerja kepada siswa untuk dikerjakan
 - c. Peneliti memberikan instruksi waktu pengerjaan kurang lebih satu jam
 - d. Setelah siswa mengerjakan soal yang dibagikan oleh peneliti, siswa diberikan instruksi untuk mengumpulkan hasil pekerjaannya.
3. Kegiatan Penutup
 - a. Peneliti menyampaikan kegiatan pembelajaran untuk pertemuan berikutnya.
 - b. Siswa melakukan doa bersama dan salam penutup untuk mengakhiri pelajaran.

E. Evaluation	Memberikan nilai/poin kepada siswa
F. Instructional Media	Teks
G. Time	90 menit



APPENDIX 4 (Treatment)

Nama Penyusun: Marwah

Mata Pelajaran: Bahasa Inggris

Nama Institusi: UPT SMK Negeri 4 Jeneponto

Kelas/Semester: X/1

A. Core Competencies

1. menghargai dan menghayati ajaran agama yang dianut
2. menunjukkan perilaku jujur, disiplin, bertanggung jawab, peduli (toleransi gotong royong), santun, percaya diri dalam berinteraksi secara efektif dengan lingkungan sosial dan alam dalam lingkungan pergaulan dan keberadaanya.
3. memahami dan menerapkan ilmu pengetahuan (faktual, konseptual, dan prosedural) berdasarkan rasa ingin tahunya tentang ilmu pengetahuan, teknologi, seni, dan budaya.
4. mengolah, menyajikan, dan menalar dalam ranah konkret (menggunakan, mengurai, merangkai, memodifikasi, dan mencipta) dan ranah abstrak (menulis, membaca, menghitung, menggambar, dan mengarang) sesuai dengan yang dipelajari di sekolah dan sumber lain yang setara dalam sudut pandang atau teori.

B. Learning Objectives

Penggunaan media word wall dalam pengajaran bahasa inggris kelas X TKJ SMK Negeri 4 Jeneponto

Siswa mampu memperkenalkan diri dengan Bahasa inggris dengan benar dan bisa mengerjakan media word wall yang telah peneliti berikan

Pertemuan Ke-dua

Rencana Pembelajaran	
A. Ability	Pengajaran
B. Topic	Self-Introduction
C. Learning Objectives	Pengajaran Bahasa inggris
D. Learning materials	Self-Introduction (Perkenelan Diri)

0:27

Good morning, everyone. Allow me to introduce myself.

My full name is Alice Smith, my age is 18. I'm from Jember, where I finished last year from Vocational High School 4 Jember. I was born in Jember and right now I'm 18 years old. My hobbies is playing basketball. My ambition is being a nurse. My favorite color are blue and pink. I think that's all from me. Have a great day.

Submit Answers

Self-introduction

0:03

What is the meaning of "How do you do"?

A Senang bertemu denganmu
B Apa kabar
C Baik baik saja
D Bagaimana harimu?

1 of 10

0:06

Please mention one of the sentence below NOT talking about self introduction in formal setting.

A What's up?
B Give your name and job title.
C I'm honored to meet you
D I would like to introduce myself.

2 of 10

0:10

"Senang bertemu denganmu" bahasa inggrisnya ialah:

A Happy for you
B Nice to meet you
C I am so glad
D It's your happy

3 of 10

0:13

What is the english "Cita-citaku adalah menjadi seorang tentara" adalah

A My ambition is being a nurse
B My ambition is being a soldiers
C My ambition is being a doctor
D My ambition is being a police

4 of 10

0:16 ✓ 0

**"hoby saya memancing"
bahasa inggrisnya?**

A my hobby is dancing
B my hobby is Fishing
C my hobby is singing
D i like Fish

5 of 10

0:19 ✓ 0

**What information is
NOT usually included
in a self introduction?**

A Name, age, and hobbies
B phone number, and home address
C pocket money and daily schedule
D ambition

6 of 10

0:21 ✓ 0

**What is the meaning
of "i'm doing well"**

A saya baik-baik saja
B senang bertemu denganmu
C saya sedang bekerja
D saya baik-baik saja, terimakasih

7 of 10


0:24 ✓ 0

**what's is the meaning of the
word "i'm fine, thank you"**

A saya baik baik-baik saja, terimakasih
B senang bertemu denganmu, terimakasih
C terimakasih kembali
D semoga harimu bahagia

8 of 10

UNIVERSITAS ALAU MAKASSAR

	
<p>E. Learning Activity Steps</p>	<ol style="list-style-type: none"> a. Kegiatan awal <ol style="list-style-type: none"> a. Mengucapkan salam kepada siswa b. Membuka dengan salam dan berdoa bersama untuk memulai pelajaran c. Mengecek kehadiran siswa sebagai bentuk sikap disiplin d. Menyampaikan cakupan materi e. Menyampaikan tujuan pembelajaran. 2. Kegiatan Inti <ol style="list-style-type: none"> a. Peneliti membagikan link media word wall kedalam group kelas sambil menampilkan materi pembelajaran pada pertemuan pertama mengenai Pengenalan Diri, melalui website media word wall, dengan template (<i>Quiz dan Complate the sentences</i>) b. Sebelum menggunakan media word wall, pertama-tama peneliti menjelaskan terlebih dahulu cara menggunakan media word wall dengan benar.

	<ul style="list-style-type: none"> c. Setelah peneliti merasa bahwa siswa paham dengan cara penggunaan media word wall, d. Peneliti memberikan instruksi terhadap siswa untuk mengerjakan media word wall yang telah dibagikan sambil menjeskan materi tentang self-introduction, yaitu didalam self-introduction terdapat sapaan, menyebut nama lengkap, nama panggilan, asal sekolah, hobi, warna kesukaan, umur, dan lain sebagainya serta sebagai penutup dalam self-introduction yaitu mengucapkan terimakasih. e. Setelah mengerjakan media word wall pada link pertama yang dibagikan, selanjutnya peneliti membagikan link media berikutnya masih tentang self-introduction, f. Sambil menjelaskan maksud dari media yang telah dibagikan siswa juga sambil mengerjakan media yang telah diberikan g. selanjutnya peneliti melihat hasil pekerjaan siswa yang telah diberikan dan semua pekerjaan siswa sudah ter-imput otomatis kedalam media word wall dan peneliti dapat melihat siapa yang mendapatkan nilai paling tinggi. <p>3. Kegiatan Penutupan</p> <ul style="list-style-type: none"> a. Refleksikan apa yang telah di pelajari dalam pertemuan ini. b. Memberikan tugas kepada siswa untuk menuliskan dan menghafal
--	---

	<p>tentang cara pengenalan diri dengan benar</p> <p>c. Peneliti menyampaikan kegiatan pembelajaran untuk pertemuan selanjutnya.</p> <p>d. Siswa melakukan doa bersama dan salam penutup untuk mengakhiri pembelajaran.</p>
F. Evaluation	Memberikan nilai/poin kepada siswa
G. Instructional Media	Media Word Wall
H. Time	90 menit

APENDIX 5 (Treatment)

Nama Penyusun: Marwah

Mata Pelajaran: Bahasa Inggris

Nama Institusi: UPT SMK Negeri 4 Jeneponto

Kelas/Semester: X/1

A. Core Competencies

1. menghargai dan menghayati ajaran agama yang dianut
2. menunjukkan perilaku jujur, disiplin, bertanggung jawab, peduli (toleransi gotong royong), santun, percaya diri dalam berinteraksi secara efektif dengan lingkungan sosial dan alam dalam lingkungan pergaulan dan keberadaanya.
3. memahami dan menerapkan ilmu pengetahuan (faktual, konseptual, dan prosedural) berdasarkan rasa ingin tahunya tentang ilmu pengetahuan, teknologi, seni, dan budaya
4. mengolah, menyajikan, dan menalar dalam ranah konkret (menggunakan, mengurai, merangkai, memodifikasi, dan mencipta) dan ranah abstrak (menulis, membaca, menghitung, menggambar, dan mengarang) sesuai dengan yang dipelajari di sekolah dan sumber lain yang setara dalam sudut pandang atau teori.

B. Learning Objectives

Penggunaan media word wall dalam pengajaran bahasa inggris kelas X TKJ SMK Negeri 4 Jeneponto.

Siswa mampu memahami materi pembelajaran pada pertemuan ini dengan topik Subject and to be dan mampu membuat kalimat Subject and to be Dengan benar.

Pertemuan Ke-tiga

Rencana Pembelajaran	
A. Ability	Pengajaran
B. Topic	Subject and to be
C. Learning Objectives	Pengajaran Bahasa inggris
D. Learning materials	Subject and to be

Subject	To Be
I	am
They We You	are
She He It	is

Example:

- I am a student in jeneponto (saya seorang siswa di jeneponto)
- they are smart (mereka pintar)
- we are from jakarta (kami dari jakarta)
- you are 15 years old (kamu berusia 15 tahun)
- she is a doctor (dia perempuan seorang dokter)
- he is diligent (dia laki-laki rajin)
- it is a cat (itu adalah seekor kucing)

"Subject to be" is a phrase in English that uses the verb "to be" (to be, is, etc.)



0:33 ◀ 2 of 10 ▶

are is am

They _____ climbers from indonesia

Submit Answers

0:37 ◀ 3 of 10 ▶

My teacher _____

are is am

sick so he is not teaching English in class X TKJ 1 nowam

Submit Answers

0:44 ◀ 4 of 10 ▶

is are am

Ilaaa and Marwah _____ friends who always go climbing together

Submit Answers

0:48 ◀ 5 of 10 ▶

are is am

_____ Asma a student at SMK 4 Jeneponto?

Submit Answers

0:52 ◀ 6 of 10 ▶

are is am

my cellphone _____ on the cupboard

Submit Answers

	
E. Learning Activity Steps	1. Kegiatan awal <ol style="list-style-type: none"> Mengucapkan salam kepada siswa Membuka dengan salam dan berdoa bersama untuk memulai pelajaran Mengecek kehadiran siswa sebagai bentuk sikap disiplin Menyampaikan tujuan pembelajaran.

	<p>2. Kegiatan inti</p> <ol style="list-style-type: none"> Peneliti membagikan link media word wall kedalam group kelas sambil menampilkan materi dengan topik subject and to be, melalui website media word wall, dengan template (<i>Complete the sentence</i>) Peneliti memberikan instruksi terhadap siswa untuk mengerjakan media word wall yang telah dibagikan sambil menjelaskan materi tentang subject and to be sesuai yang tertera pada media word wall yang telah dibagikan Peneliti juga memberikan beberapa contoh kalimat seperti (He is a doctor, it is a cat, they are smart). Setelah menjelaskan selanjutnya peneliti melihat hasil pekerjaan siswa yang telah diberikan dan semua pekerjaan siswa sudah ter-imput otomatis kedalam media word wall dan peneliti dapat melihat siapa yang mendapatkan nilai paling tinggi. <p>3. Kegiatan penutup</p> <ol style="list-style-type: none"> Peneliti menrefleksikan apa yang telah di pelajari dalam pertemuan ini Memberikan tugas kepada siswa untuk menuliskan tentang cara membuat kalimat yang benar mengenai materi subject and to be Peneliti menyampaikan kegiatan pembelajaran untuk pertemuan selanjutnya. Siswa melakukan doa bersama dan salam penutup untuk mengakhiri pembelajaran.
F. Evaluation	Memberikan nilai\point terhadap pekerjaan siswa
G. Instructional Media	Media Word Wall
H. Time	90 menit

APPENDIX 6 (Instrument)

Nama Penyusun: Marwah

Mata Pelajaran: Bahasa Inggris

Nama Institusi: UPT SMK Negeri 4 Jeneponto

Kelas/Semester: X/1

A. Core Competencies

1. menghargai dan menghayati ajaran agama yang dianut
2. menunjukkan perilaku jujur, disiplin, bertanggung jawab, peduli (toleransi gotong royong), santun, percaya diri dalam berinteraksi secara efektif dengan lingkungan sosial dan alam dalam lingkungan pergaulan dan keberadaanya.
3. memahami dan menerapkan ilmu pengetahuan (faktual, konseptual, dan prosedural) berdasarkan rasa ingin tahunya tentang ilmu pengetahuan, teknologi, seni, dan budaya
4. mengolah, menyajikan, dan menalar dalam ranah konkret (menggunakan, mengurai, merangkai, memodifikasi, dan mencipta) dan ranah abstrak (menulis, membaca, menghitung, menggambar, dan mengarang) sesuai dengan yang dipelajari di sekolah dan sumber lain yang setara dalam sudut pandang atau teori.

B. Learning Objectives

Penggunaan media word wall dalam pengajaran bahasa inggris kelas X TKJ SMK Negeri 4 Jeneponto

Siswa mampu memahami materi pada topik pertemuan ini yaitu Simple present tense dan mampu membuat kalimat Simple present tense dengan benar.

Pertemuan ke-empat

Rencana Pembelajaran	
A. Ability	Pengajaran
B. Topic	Simple present tense
C. Learning Objectives	Pengajaran Bahasa inggris
D. Learning materials	Simple present tense:



The image displays a vertical sequence of five screenshots from a word game application. Each screenshot shows a desert landscape with cacti and a blue sky. The game interface includes a timer at the top left, a bonus indicator at the top right, and a set of word tiles in the center. The tiles are arranged in a horizontal row, and the words they form are: "horror movie watch We", "football He plays", "motorcycle my I ride", "have They car a red", and "rice cooks my mother". The tiles are dark with white text. The background of the game is a desert landscape with cacti and a blue sky. The screenshots are arranged vertically, showing the progression of the game from level 6 to level 10.

0:23 2 moves for bonus ✓ 0
horror movie watch We
6 of 10

0:23 ✓ 0
football He plays
7 of 10

0:29 2 moves for bonus ✓ 0
motorcycle my I ride
8 of 10

0:33 2 moves for bonus ✓ 0
have They car a red
9 of 10

0:36 2 moves for bonus ✓ 0
rice cooks my mother
10 of 10

	<p>Example:</p> <p>1. Positive Sentences</p> <ul style="list-style-type: none"> • I go to school every day. (Aku pergi ke sekolah setiap hari.) • We play football on the weekends. (Kami bermain sepak bola di akhir pekan.) • They watch movies together every night. (Mereka menonton film bersama setiap malam.) <p>2. Negative Sentences</p> <ul style="list-style-type: none"> • I do not like coffee. (Aku tidak suka kopi.) • She does not go to the gym often. (Dia tidak sering pergi ke gym.)
<p>E. Learning Activity Steps</p>	<p>1. Kegiatan awal</p> <ol style="list-style-type: none"> Mengucapkan salam kepada siswa Membuka dengan salam dan berdoa bersama untuk memulai pelajaran Mengecek kehadiran siswa sebagai bentuk sikap disiplin menyampaikan cakupan materi Menyampaikan tujuan pembelajaran. <p>2. Kegiatan inti</p> <ol style="list-style-type: none"> Peneliti membagikan link media word wall kedalam group kelas sambil menampilkan materi dengan topik simple present tense, melalui website media word wall dengan template (<i>Unjumble</i>)

	<p>b. Peneliti memberikan instruksi terhadap siswa untuk mengerjakan media word wall yang telah dibagikan dan peneliti sambil menjelaskan materi simple present tense bagaimana cara membuat kalimat dengan benar, peneliti juga memberikan contoh kalimat tambahan yaitu positive sentences dan negative sentences. Untuk positive sentences (we play football on the weekends, they watch movies together every night, I go to school every day,) dan untuk negative sentences (I do not like coffee, she does not go to the gym often). Selebihnya peneliti menjelaskan materi yang tertera di media word wall yang sudah dibagikan.</p> <p>c. Setelah menjelaskan selanjutnya peneliti melihat hasil pekerjaan siswa yang telah diberikan dan semua pekerjaan siswa sudah ter-input otomatis kedalam media word wall dan peneliti dapat melihat siapa yang mendapatkan nilai paling tinggi.</p> <p>3.Kegitan penutup</p> <p>a. Peneliti menrefleksikan apa yang telah di pelajari dalam pertemuan ini</p> <p>b. Memberikan tugas kepada siswa untuk menuliskan kalimat yang benar tentang materi simple present tense</p>
--	---

	<ul style="list-style-type: none"> c. Peneliti menyampaikan kegiatan pembelajaran untuk pertemuan selanjutnya d. Siswa melakukan doa bersama dan salam penutup untuk mengakhiri pembelajaran.
F. Evaluation	Memberikan nilai\point kepada pekerjaan siswa
G. Instructional Media	Media Word Wall
H. Time	90 menit



APPENDIX 7 (Treatment)

Nama Penyusun: Marwah

Mata Pelajaran: Bahasa Inggris

Nama Institusi: UPT SMK Negeri 4 Jeneponto

Kelas/Semester: X/1

1. Core Competencies

4. menghargai dan menghayati ajaran agama yang dianut
5. menunjukkan perilaku jujur, disiplin, bertanggung jawab, peduli (toleransi gotong royong), santun, percaya diri dalam berinteraksi secara efektif dengan lingkungan sosial dan alam dalam lingkungan pergaulan dan keberadaanya.
6. memahami dan menerapkan ilmu pengetahuan (faktual, konseptual, dan prosedural) berdasarkan rasa ingin tahunya tentang ilmu pengetahuan, teknologi, seni, dan budaya
7. mengolah, menyajikan, dan menalar dalam ranah konkret (menggunakan, mengurai, merangkai, memodifikasi, dan mencipta) dan ranah abstrak (menulis, membaca, menghitung, menggambar, dan mengarang) sesuai dengan yang dipelajari di sekolah dan sumber lain yang setara dalam sudut pandang atau teori.

2. Learning Objectives

Penggunaan media word wall dalam pengajaran bahasa inggris kelas X TKJ SMK Negeri 4 Jeneponto

Siswa mampu memahami materi pada pertemuan ini yaitu tentang Narrative Text

Pertemuan ke-lima

Rencana Pembelajaran	
A. Ability	Pengajaran
B. Topic	Narrative Text
C. Learning Objectives	Pengajaran Bahasa inggris
D. Learning materials	Narrative text is text that functions to tell an event that is not real or fictional. The main purpose of this text

is to entertain the reader with a continuous sequence of events. As a work of fiction, the story in narrative text does not have to tell a true story and is the author's imagination.

Structure

1. Orientation – This section is the opening section or paragraph which aims to introduce the characters and setting (place, time, situation) of the story.
2. Complication (Complication) – The part where the conflict in the story begins to emerge
3. Resolution – The conflict in the story begins to subside or is resolved
4. Coda (Reorientation) – The part that tells the end of the story or can also tell the message/message that can be taken from the story.

1. Which one of the following

Example Question Narrative Text “Malin Kundang”

An old woman and her son lived in a little village. Her son was called Malin Kundang. They were very **poor** but they loved each other very much. One day Malin Kundang told his mother that he would go to the town and worked there. At first, his mother didn't allow him, but finally she let him go with tears. Malin Kundang worked hard in big town. And in a short time, he

became a rich man. However, he completely forgot his poor old mother. Some years later, he sailed to a harbor near his village. When his mother heard about this news, she came to meet him. Malin Kundang pretended not to know her. He said, "You aren't my mother. Go away!" His mother became very sad and before she went away, she said, "Oh Malin Kundang, you're wicked son, you'll never be safe now. You and your money will turn into stone.

Someday later, his ship left the harbor. The sea was calm but when he reached the open sea, there was a great storm. The ship was drowned Malin Kundang and his money changed into the stone. Now people call it "Batu si Malin Kundang". We can see the stone from Air Manis, a village on the coast of West Sumatera near Padang.



	
<p>E. Learning Activity Steps</p>	<ol style="list-style-type: none"> 1. Kegiatan awal <ol style="list-style-type: none"> 1. Mengucapkan salam kepada siswa 2. Membuka dengan salam dan berdoa bersama untuk memulai pelajaran 3. Mengecek kehadiran siswa sebagai bentuk sikap disiplin 4. menyampaikan cakupan materi 5. Menyampaikan tujuan pembelajaran. 2. Kegiatan awal <ol style="list-style-type: none"> a. Peneliti membagikan link media word wall kedalam group kelas sambil menampilkan materi dengan topik narrative text, melalui website media word wall, dengan template <i>(Complete Quiz)</i>

	<p>b. Peneliti memberikan instruksi terhadap siswa untuk mengerjakan media word wall yang telah dibagikan sambil menjelaskan materi tentang narrative text</p> <p>c. Peneliti mengambil cerita malin kundang sebagai contoh pada topik pembahasan pada pertemuan kali ini yaitu narrative text, peneliti juga memberikan penjelasan tambahan mengenai pengertian narrative text dan strukturnya. Peneliti menjelaskan secara rinci mengenai kisah malin kundang bahwasanya si malin kundang adalah orang yang durhaka terhadap ibunya, menjelaskan complication dari cerita tersebut, dan peneliti menjelaskan semua tentang malin kundang.</p> <p>d. Setelah menjelaskan peneliti melihat hasil pekerjaan siswa yang telah diberikan dan semua pekerjaan siswa sudah terinput otomatis kedalam media word wall dan peneliti dapat melihat siapa yang mendapatkan nilai paling tinggi.</p> <p>3. Kegiatan penutup</p> <p>a. Peneliti menrefleksikan apa yang telah di pelajari dalam pertemuan ini</p> <p>b. Memberikan tugas kepada siswa untuk menuliskan kalimat yang</p>
--	--

	<p>benar dan tersruktur tentang materi narrative text</p> <p>c. Peneliti menyampaikan kegiatan pembelajaran untuk pertemuan selanjutnya</p> <p>d. Siswa melakukan doa bersama dan salam penutup untuk mengakhiri pembelajaran.</p>
F. Evaluation	Memberikan nilai\point terhadap pekerjaan siswa
G. Instructional Media	Media Word Wall
H. Time	90 menit

APPENDIX 8 (Post-Test)

Nama Penyusun: Marwah

Mata Pelajaran: Bahasa Inggris

Nama Institusi: UPT SMK Negeri 4 Jeneponto

Kelas/Semester: X/1

A. Core Competencies

1. menghargai dan menghayati ajaran agama yang dianut
2. menunjukkan perilaku jujur, disiplin, bertanggung jawab, peduli (toleransi gotong royong), santun, percaya diri dalam berinteraksi secara efektif dengan lingkungan sosial dan alam dalam lingkungan pergaulan dan keberadaanya.
3. memahami dan menerapkan ilmu pengetahuan (faktual, konseptual, dan prosedural) berdasarkan rasa ingin tahunya tentang ilmu pengetahuan, teknologi, seni, dan budaya
4. mengolah, menyajikan, dan menalar dalam ranah konkret (menggunakan, mengurai, merangkai, memodifikasi, dan mencipta) dan ranah abstrak (menulis, membaca, menghitung, menggambar, dan mengarang) sesuai dengan yang dipelajari di sekolah dan sumber lain yang setara dalam sudut pandang atau teori.

B. Learning Objectives

Penggunaan media word wall dalam pengajaran bahasa inggris kelas X TKJ SMK Negeri 4 Jeneponto

Siswa mampu pengerjakan Post-Test yang telah diberikan oleh peneliti dengan benar

Pertemuan Ke-enam

Rencana pembelajaran

Rencana pembelajaran	
A. Ability	Pengajaran
B. Topic	1. Self-introduction 2. Subject & to be 3. Simple present tense 4. Narrative text
C. Learning objectives	Pengajaran Bahasa inggris

D. Learning Activity Steps	<ol style="list-style-type: none">1. Kegiatan Awal<ol style="list-style-type: none">a. Mengucapkan salam kepada siswab. Membuka dengan salam dan berdoa bersama untuk memulai pelajaranc. Mengecek kehadiran siswa sebagai bentuk sikap disiplind. Menyampaikan tujuan pembelajaran2. Kegiatan Inti<ol style="list-style-type: none">a. Peneliti memberikan instruksi kepada siswa bahwa pertemuan terakhir adalah untuk mengerjakan tes, yaitu post-testb. Peneliti membagikan lembar kerja kepada siswa untuk dikerjakanc. Peneliti memberikan instruksi waktu pengerjaan kurang lebih satu jamd. Setelah siswa mengerjakan soal yang dibagikan oleh peneliti, siswa diberikan instruksi untuk mengumpulkan hasil pekerjaannya.3. Kegiatan Penutup<ol style="list-style-type: none">a. Refleksi tentang apa yang telah dipelajari pada pertemuan ini dan pertemuan-pertemuan sebelumnyab. Siswa melakukan doa bersama dan salam penutup untuk mengakhiri pelajaran.
-----------------------------------	--

E. Evaluation	Memberikan nilai\point terhadap pekerjaan siswa
F. Instructional Media	Teks
G. Time	90 menit



APPENDIX 9

Table of the student's *t*-distribution

d.f.	TINGKAT SIGNIFIKANSI						
dua sisi	20%	10%	5%	2%	1%	0.2%	0.1%
satu sisi	10%	5%	2.5%	1%	0.5%	0.1%	0.05%
1	3.078	6.314	12.706	31.821	63.657	318.309	636.619
2	1.886	2.920	4.303	6.965	9.925	22.327	31.599
3	1.638	2.353	3.182	4.541	5.841	10.215	12.924
4	1.533	2.132	2.776	3.747	4.604	7.173	8.610
5	1.476	2.015	2.571	3.365	4.032	5.893	6.869
6	1.440	1.943	2.447	3.143	3.707	5.208	5.959
7	1.415	1.895	2.365	2.998	3.499	4.785	5.408
8	1.397	1.860	2.306	2.896	3.355	4.501	5.041
9	1.383	1.833	2.262	2.821	3.250	4.297	4.781
10	1.372	1.812	2.228	2.764	3.169	4.144	4.587
11	1.363	1.796	2.201	2.718	3.106	4.025	4.437
12	1.356	1.782	2.179	2.681	3.055	3.930	4.318
13	1.350	1.771	2.160	2.650	3.012	3.852	4.221
14	1.345	1.761	2.145	2.624	2.977	3.787	4.140
15	1.341	1.753	2.131	2.602	2.947	3.733	4.073
16	1.337	1.746	2.120	2.583	2.921	3.686	4.015
17	1.333	1.740	2.110	2.567	2.898	3.646	3.965
18	1.330	1.734	2.101	2.552	2.878	3.610	3.922
19	1.328	1.729	2.093	2.539	2.861	3.579	3.883
20	1.325	1.725	2.086	2.528	2.845	3.552	3.850
21	1.323	1.721	2.080	2.518	2.831	3.527	3.819
22	1.321	1.717	2.074	2.508	2.819	3.505	3.792
23	1.319	1.714	2.069	2.500	2.807	3.485	3.768
24	1.318	1.711	2.064	2.492	2.797	3.467	3.745
25	1.316	1.708	2.060	2.485	2.787	3.450	3.725
26	1.315	1.706	2.056	2.479	2.779	3.435	3.707
27	1.314	1.703	2.052	2.473	2.771	3.421	3.690
28	1.313	1.701	2.048	2.467	2.763	3.408	3.674
29	1.311	1.699	2.045	2.462	2.756	3.396	3.659
30	1.310	1.697	2.042	2.457	2.750	3.385	3.646
31	1.309	1.696	2.040	2.453	2.744	3.375	3.633
32	1.309	1.694	2.037	2.449	2.738	3.365	3.622
33	1.308	1.692	2.035	2.445	2.733	3.356	3.611
34	1.307	1.691	2.032	2.441	2.728	3.348	3.601
35	1.306	1.690	2.030	2.438	2.724	3.340	3.591
36	1.306	1.688	2.028	2.434	2.719	3.333	3.582
37	1.305	1.687	2.026	2.431	2.715	3.326	3.574
38	1.304	1.686	2.024	2.429	2.712	3.319	3.566
39	1.304	1.685	2.023	2.426	2.708	3.313	3.558
40	1.303	1.684	2.021	2.423	2.704	3.307	3.551
41	1.303	1.683	2.020	2.421	2.701	3.301	3.544
42	1.302	1.682	2.018	2.418	2.698	3.296	3.538

APPENDIX 10 DOCUMENTATION MEDIA WORD WALL

1. Self-Introduction

0:27

Good morning, everyone. Allow me to introduce myself.

My full is Alicee Smith. my is Alice. I'm from Jeneponto. where I finished last year from Vocational High School 4 Jeneponto. I was born in Jeneponto and right now I'm years old. My hobbies is playing My ambition is being a . My favorite are blue and pink. I think that's all from me. . Have a great day.

Submit Answers

Self-Introduction

Share

Switch template

Complete the sentence

teacher

Thank you

name

colour

my school

twenty

vollyball.

nick name

Self-Introduction

0:03

What is the meaning of "How do you do"?

A Senang bertemu dengan mu

B Apa kabar

C Baik baik saja

D Bagaimana harimu?

1 of 10

0:05

Please mention one of the sentence below NOT talking about self introduction in formal setting.

A Whats up?

B Give your name and job title.

C I'm honored to meet you

D I would like to introduce myself.

2 of 10

0:10

"Senang bertemu denganmu" bahasa inggrisnya ialah:

A Happy for you

B Nice to meet you

C I am so glad

D It's your happy

3 of 10

0:13

What is the english "Cita-citaku adalah menjadi seorang tentara" adalah

A My ambition is being a nurse

B My ambition is being a soldiers

C My ambition is being a doctor

D My ambition is being a police

4 of 10

0:16 ✓ 0

"hoby saya memancing" bahasa inggrisnya?

A
my hobby is dancing

B
my hobby is Fishing

C
my hobby is singing

D
i like Fish

5 of 10

0:19 ✓ 0

What information is NOT usually included in a self introduction?

A
Name, age, and hobbies

B
phone number, and home address

C
pocket money and daily schedule

D
ambition

6 of 10

0:21 ✓ 0

What is the meaning of "i'm doing well"

A
saya baik-baik saja

B
senang bertemu denganmu

C
saya sedang bekerja

D
saya baik-baik saja, terimakasih

7 of 10

0:24 ✓ 0

what's is the meaning of the word "i'm fine, thank you"

A
saya baik baik-baik saja, terimakasih

B
senang bertemu denganmu, terimakasih

C
terimakasih kembali

D
semoga harimu bahagia

8 of 10

0:26 ✓ 0

what's is the meaning of the word "principal"

A
kepala pusat

B
kepala sekolah

C
kepala dinas pendidikan

D
kepala desa

9 of 10

0:29 ✓ 0

What is the appropriate sentence when you want to end self introduction

A
That's all about me

B
How about you

C
How do you do

D
How are you

10 of 10

Leaderboard

Options

Rank	Name	Score	Time
1st	Maipa Diva	10	1:35
2nd	ibnu hafair	10	1:43
3rd	Andy nur aksa siga	10	2:42
4th	Andinta aszahra	9	2:39
5th	Muh fiqdr	9	2:40
6th	Muh RAIS	9	2:57
7th	Nurandira	9	3:12
8th	Dwipujilestari	9	4:05
9th	Cahaya	9	4:14
10th	Salmia	9	4:16
11th	Tasya	8	1:54
12th	Reski Andika Saputra	8	2:05
13th	Delina Nurgaury P	8	3:44
14th	Irsang	7	1:08
15th	Salwa yunita	7	2:00
16th	Nur annisa	7	2:21
17th	asma	7	3:22
18th	Nurmiati	7	4:32
19th	Nurfadilla	6	1:25
20th	Nur hakiki	6	2:37

2. Subject and to be

Complete the sentence

Subject and To be

are is am

she Beautiful

START

A cloze activity where you drag and drop words into blank spaces within a text.

Subject and To be

by Marwahmanda9

<https://wordwall.net/resource/75370984>

0:25 1 of 10

am is are

she Beautiful

Submit Answers

0:33 2 of 10

are is am

They climbers from indonesia

Submit Answers

0:37 3 of 10

are is am

My teacher sick so he is not teaching English in class X TKJ I now am

Submit Answers

0:44 4 of 10

is are am

Ilaaa and Marwah friends who always go climbing together

Submit Answers

0:48 ◀ 5 of 10 ▶
are is am
Asma a student
at SMK 4 Jeneponto?

0:52 ◀ 6 of 10 ▶
are is am
my cellphone on the cupboard

0:55 ◀ 7 of 10 ▶
are is am
salwa and maipa at the park

0:59 ◀ 8 of 10 ▶
she it he They
are students from UIN Alauddin Makassar

1:02 ◀ 9 of 10 ▶
he They she it
is a bad day

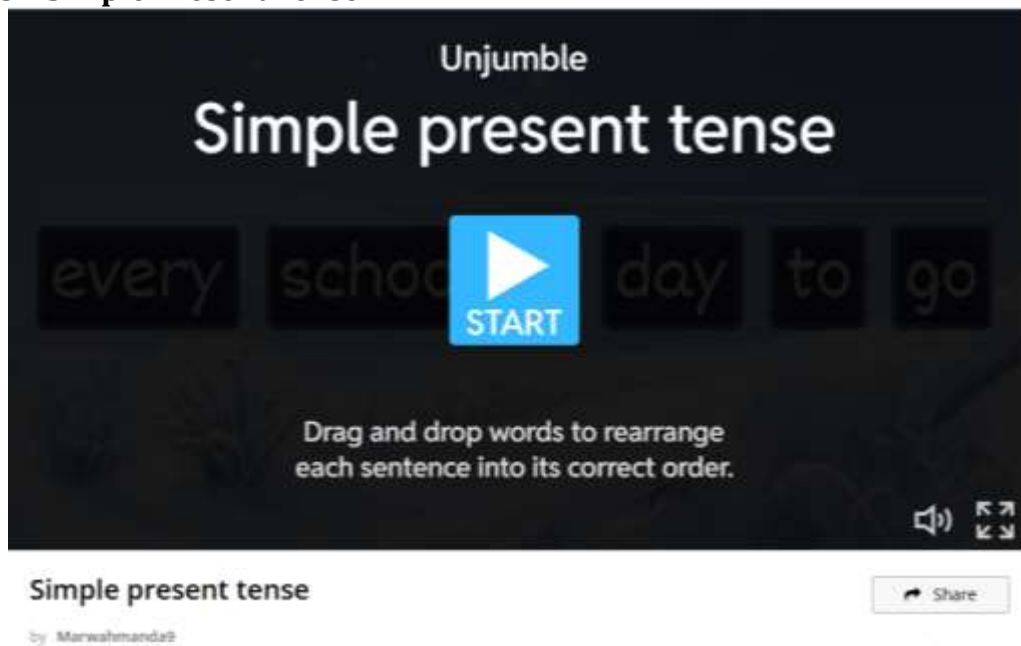
1:05 ◀ 10 of 10 ▶
are is am
I happy today

UNIVERSITAS ISLAM NEGERI

Leaderboard Options

Rank	Name	Score	Time
1st	Muh Rais	10	52.2
2nd	Delina Nurgauri P	9	1:07
3rd	Ibnu Hafair	9	1:17
4th	Andinta Aszahra	9	1:23
5th	Nurmiati	9	1:27
6th	Andy nur akse siga	9	1:49
7th	Reski Andika Saputra	9	3:11
8th	Irsang	8	1:03
9th	Maipa	8	1:11
10th	Muh Fiqar	8	1:13
11th	Tasya	8	1:32
12th	Dwipujilestri	7	1:41
13th	salwaa	7	1:50
14th	Nurfadilla	7	2:00
15th	nur hakiki	6	1:10
16th	Nur annisa	6	2:11
17th	Nurandira	6	2:58
18th	Cahaya	5	4:31
19th	Asma	4	1:35
20th	Salmia	4	3:04
21st	-	-	-

3. Simple Present Tense



Unjumble

Simple present tense

every school day to go

START

Drag and drop words to rearrange each sentence into its correct order.

Simple present tense

by Marwahmenda9

<https://wordwall.net/resource/73949698>

Share



0:03 3 moves for bonus ✓ 0 0:08 1 moves for bonus ✓ 0

go I every day school to fruits she buys

0:08 ✓ 0 0:11 1 moves for bonus ✓ 0

English Marwah subjects studies eat vegetables They

1 of 10 2 of 10 3 of 10 4 of 10



UNIVERSITAS ISLAM NEGERI
ALAUDDIN
MAKASSAR

Leaderboard

Options

Rank	Name	Score	Time
1st	Muh Rais	10	52.2
2nd	Delina Nurgauri P	9	1:07
3rd	Ibnu Hafair	9	1:17
4th	Andinta Aszahra	9	1:23
5th	Nurmiati	9	1:27
6th	Andy nur aksa siga	9	1:49
7th	Reski Andika Saputra	9	3:11
8th	Irsang	8	1:03
9th	Maipa	8	1:11
10th	Muh Fiqar	8	1:13
11th	Tasya	8	1:32
12th	Dwipujilestri	7	1:41
13th	salwaa	7	1:50
14th	Nurfadilla	7	2:00
15th	nur hakiki	6	1:10
16th	Nur annisa	6	2:11
17th	Nurandira	6	2:58
18th	Cahaya	5	4:31
19th	Asma	4	1:35
20th	Salmia	4	3:04

4. Narrative Text

Quiz

Narrative Text

who is melin kundang?

START

A series of multiple choice questions.
Tap the correct answer to proceed.

Narrative Text

by Marwahmandal

SMA SMK Kelas 10 Bahasa Inggris IPA IPS Narrative Text

Edit Content Print Embed More

Share

<https://wordwall.net/resource/75191141>

0:04 who is malin kundang?

A son who cares his mother A son who betrays his mother A son who loves her mother A son who always with his mother

0:09 what is the antonym of the word "wecked" in malin kundang text above?

good beautiful like cool

0:12 where did the story take place?

java sumatera sulawesi kalimantan

0:15 where did malin kundang go?

malin kundang went to sailing malin kundang went to town malin kundang went to search his mother malin kundang went to jail

0:19 what is the complication of this story?

malin kundang wife is ugly malin kundang did not recognize his mother malin kundang found a big treasure malin kundang was a good son

Leaderboard

Options

Rank	Name	Score	Time
1st	Muh Rais	5	20.5
2nd	Reski Andika Saputra	5	23.5
3rd	Cahaya	5	24.1
4th	ibnu Hafair	5	26.0
5th	Dwipujilestri	5	30.0
6th	Nurmiati	5	32.3
7th	Andy nur aksha sija	5	36.0
8th	Nur annisa	5	1:18
9th	Maipa	5	1:25
10th	Nurandira	5	2:05
11th	Salmia	5	2:09
12th	Tasya	5	2:16
13th	Yunita	4	36.0
14th	asima	4	55.1
15th	salwaaaa	4	55.2
16th	Andinta Aszahra	4	59.3
17th	Nur hakiki	4	1:01
18th	Delina nurguri p	4	1:09
19th	Nurfadilla	4	1:36
20th	M fiqri	3	38.6
21st	-	-	-

APPENDIX 11 DOCUMENTATION















CURRICULUM VITAE



Marwah was born in Jeneponto on 28 February 2004 as the second child of Haris and Mara'. She has a younger sister named Nurjannah and Nurhudah. And brothers named Muh Gibran and Mukhlis. Marwah education began in 2009. She continued to SDN 254 Batu Kanayya and completed her elementary education in 2015. After

graduating from elementary school, Marwah continued her education of MTS Negeri 4 Jeneponto until 2018, then continued to MA Allu and graduated in 2021. After completing high school education, Marwah continued her studies at UIN Alauddin Makassar at the Faculty of Tarbiyah and Teacher Training with the English Education study program and completed her education in 2025