

**USING PEER CORRECTION TECHNIQUE IN IMPROVING WRITING
ABILITY IN DESCRIPTIVE TEXT AT THE SECOND GRADE
STUDENTS OF MA MADANI ALAUDDIN PAO-PAO**



A Thesis

Submitted in Partial Fulfillment of the Requirements for the Degree of
Sarjana Pendidikan (S.Pd) of English Education Department
Tarbiyah and Teaching Science Faculty
UIN Alauddin Makassar
of Makassar

By:

NURUL HUDA

Reg. Number: 20400116046

**ENGLISH EDUCATION DEPARTMENT
TARBIYAH AND TEACHING SCIENCE FACULTY
ISLAMIC STATE UNIVERSITY OF ALAUDDIN MAKASSAR
2023**

PERNYATAAN KEASLIAN SKRIPSI

Mahasiswi yang bertanda tangan dibawah ini:

Nama : Nurul Huda
NIM : 20400116046
Tempat/Tgl. Lahir : Samarinda, 10 Agustus 1998
Jur/Prodi/Konsentrasi : Pendidikan Bahasa Inggris
Fakultas/Program : Tarbiyah dan Keguruan
Alamat : Jl. Bontoduri 1 Perumahan Greenhouse Blok A4
Judul : *“Using Peer Correction Technique in Improving Writing Ability in Descriptive Text at The Second Grade Students of MA Madani Alauddin Pao-Pao.”*

Menyatakan dengan sesungguhnya dan penuh kesadaran bahwa skripsi ini adalah benar hasil karya sendiri. Jika kemudian hari terbukti bahwa ini merupakan duplikat, tiruan, plagiat, atau dibuat oleh orang lain, sebagian atau seluruhnya, maka skripsi dan gelar yang diperoleh karenanya batal demi hukum.

Samata-Gowa, 8 Agustus 2023

Penyusun,

Nurul Huda

NIM: 20400116046

PENGESAHAN SKRIPSI

Skripsi berjudul, "*Using Peer Correction Technique in Improving Writing Ability in Descriptive Text at The Second Grade Students of MA Madani Alauddin Pao-Pao*", yang disusun oleh **Nurul Huda**, NIM: 20400116046, mahasiswa Jurusan/Prodi Pendidikan Bahasa Inggris, Fakultas Tarbiyah dan Keguruan, UIN Alauddin Makassar, telah diuji dan dipertahankan dalam sidang Ujian Skripsi/Munaqasyah yang diselenggarakan pada hari **Kamis**, tanggal **31 Agustus 2023 M**, bertepatan dengan **14 Shafar 1445 H**, dinyatakan telah dapat diterima sebagai salah satu syarat untuk memperoleh gelar sarjana dalam Ilmu Tarbiyah dan Keguruan, Jurusan/Prodi Pendidikan Bahasa Inggris dengan beberapa perbaikan.

Samata-Gowa,

31 Agustus 2023 M
14 Shafar 1445 H.


DEWAN PENGUJI:

Nomor SK 3617 Tahun 2023

Ketua	: Dr. Rappe, M.Pd.I.	
Sekretaris	: Ahmad Munawwir, Lc., M.Pd.I.	
Munaqisy I	: Dr. Sitti Nurpahmi, S.Pd., M.Pd.	
Munaqisy II	: Multazam Abubakar, S.S., M.Hum.	
Pembimbing I	: Prof. Dra. Hj. St. Azisah, M.Ed.St., Ph.D.	
Pembimbing II	: Indah Miftah Awaliah, S.S., M.Hum.	

Diketahui oleh:

Dekan Fakultas Tarbiyah dan Keguruan
UIN Alauddin Makassar,


Dr. H. Andi Achruh, M.Pd.I.
NIP. 196609081994031002

ACKNOWLEDGEMENTS

Alhamdulillah Rabbil Alamin, the researcher praises her deepest gratitude to the almighty Allah SWT who has been giving her mercy and blessing for completing this thesis. Salam and Shalawat are due to the great Prophet Muhammad SAW, his families and followers until the end of the world.

In finishing this thesis, many problems, difficulties and challenges had been encountered. Therefore, the researcher would like to express her unlimited thanks to the greatest persons in researcher's heart ever, her beloved parents **Wahab Syahrani, Indrawati and her sisters**, for their love, sacrifices, affections, advices and prays during her study at Alauddin State Islamic University of Makassar. The researcher also would like to express her sincere gratitude and appreciation to:

1. **Prof. Hamdan Juhannis. M.A., Ph.D.**, the Rector of Alauddin State Islamic University of Makassar.
2. **Dr.H.A. Achruh AB Pasinringi, M.Pd.I.**, the Dean of Tarbiyah and Teaching Science Faculty of UIN Alauddin Makassar and **Prof. Dr. H. Marjuni, M.Pd.I.**, the Former Dean of Tarbiyah and Teaching Science Faculty of UIN Alauddin Makassar.

3. **Dr. Sitti Nurpahmi, M.Pd.**, the Head of English Education Department of Tarbiyah and Teaching Faculty of Alauddin State Islamic University of Makassar and as the first examiner. **Nur Aliyah Nur, M.Pd.**, the Secretary of English Education Department well as all the staff. Thank you for the direction and guidance to researcher.
4. **Prof. Dra. Hj. St. Azisah, M.Ed.St., Ph.D.**, the Former Head of English Education Department, she as the first consultant, and **Indah Miftah Awaliah, S.S., M.Hum.** as the second consultant. Thank you for the time and attention to the researcher in completing her thesis.
5. **Multazam Abubakar S.S., M.Hum.**, as the second examiner who had guided the researcher during the writing of her thesis.
6. The head of the library and all his staff have provided references from other students' thesis in the library.
7. English education department staff, thank you for the help in processing her thesis.
8. The teacher and all students of XI MIA 1 and XI MIA 3 of MA Madani Alauddin Pao-Pao who have kindly accepted her to conduct the research on the class.
9. Deeply thanks for the researcher's beloved best friend in **EED 2016** for their supports and advices.

The researcher realizes that the writing of this thesis is far from perfection. Therefore, constructive criticism and suggestions will be highly appreciated. May all efforts be blessed by Allah SWT. Aamiin.

Makassar, 31 August 2023

The Researcher

Nurul Huda
20400116046



TABLE OF CONTENTS

COVER PAGE.....	i
STATEMENT OF THESIS ORIGINALITY	ii
APPROVAL.....	iii
ACKNOWLEDGEMENTS.....	iv
TABLE OF CONTENTS.....	vii
LIST OF TABLES AND FIGURE.....	ix
LIST OF APPENDICES.....	x
ABSTRACT.....	xi
CHAPTER I INTRODUCTION	
A. Background	1
B. Research Questions	3
C. Research Objectives.....	3
D. Research Significances	3
E. Research Scope.....	4
F. Operational Definition of Terms	4
CHAPTER II LITERATURE REVIEW	
A. Review of Related Research Findings	6
B. Some Pertinent Ideas.....	8
1. Peer Correction Technique	
a. The Definition of Peer Correction Technique.....	8
b. Advantages and Application of Peer Correction	8
c. Writing Stages with Peer Correction Technique	10
d. Correcting Codes	10
2. Writing in Descriptive Text	
a. Writing.....	12
b. Descriptive Text.....	15

C. Theoretical Framework	16
D. Hypothesis	17
CHAPTER III RESEARCH METHOD	
A. Research Design.....	18
B. Research Variable	18
C. Population and Sample.....	19
D. Research Instrument	20
E. Data Collecting Procedures.....	20
F. Data Analysis Technique.....	21
CHAPTER IV FINDINGS AND DISCUSSION	
A. Findings.....	24
B. Discussions	33
CHAPTER V CONCLUSION AND SUGGESTION	
A. Conclusion.....	45
B. Suggestion	46
BIBLIOGRAPHY	47
APPENDICES.....	49
CURRICULUM VITAE	107

LIST OF TABLES AND FIGURE

Table 1.	Correcting Code.....	11
Table 2.	Rubric Score.....	22
Table 3.	Level of Mastery Proposed by Arikunto 2002.....	23
Table 4.	Mean Scores of the Pretest of Experimental and Control Groups.....	25
Table 5.	Comparative Mean Scores Between.....	25
Table 6.	Comparative Mean Score Between the Result of Student's Paragraph Writing Before and After the Treatment of Peer Correction Technique.....	28
Table 7.	The Result of Student's Paragraph Writing Using Peer Correction Technique.....	28
Table 8.	The Comparative Between the Result of the Student's Descriptive Text Without Peer Correction Technique.....	30
Table 9.	The Result of the Student's Descriptive Text Using Without Peer Correction Technique.....	31
Table 10.	Comparative Mean Score Between Final Posttest Experimental and Control Groups.....	32
Table 11.	Levene's Test for Equality of Variances Between Final Post-Test of Experimental and Control Groups.....	33
Table 12.	Example Error Type.....	34

LIST OF APPENDICES

Pretest (Experimental Class).....	50
Pretest (Control Class).....	51
Post-test (Experimental Class).....	52
Post-test (Control Class).....	53
Lesson Plans.....	54
Documentation.....	104



ABSTRACT

Name : Nurul Huda
Reg. No : 20400116046
Faculty : Tarbiyah and Teaching Faculty
Title : *Using Peer Correction Technique in Improving Writing Ability in Descriptive Text at the Second Grade Students of MA Madani Alauddin Pao-Pao*
Consultant I : Prof. Dra. Hj. St. Azisah, M.Ed.St.,Ph.D.
Consultant II : Indah Miftah Awaliah, S.S., M.Hum.

This study aims to determine whether the use of the peer correction technique has a significant effect on improving the ability to write descriptive texts for second grade students of MA Madani Alauddin Pao-Pao in the 2023/2024 academic year.

This study uses a quasi-experimental research design. The population of this research was the seconds grade students of MA Madani Alauddin Pao-Pao, which consisted of 40 students. The research sample consisted of 40 students who were taken using purposive sampling, 20 students in class XI MIA 3 as the control class and 20 students in class XI MIA 1 as the experimental class. The instrument in this study was a test in the form of description questions given during the pre-test and post-test.

These data indicate that there are differences in scores between the post-test students of the experimental class and the control class. The average post-test score (76.2) in the experimental class is greater than the post-test average score (69.8) in the control class. Post-test standard deviation (10.89) in the experimental class and post-test standard deviation in the control class (12.41). From the t-test the researchers found that the value of the t-test (2.166) was greater than the t-table (2.042) at a significance level of 0.05 with degrees of freedom (df) = 38. Based on the results of data analysis, the researcher concluded that the use of the peer correction technique had quite an effect on improving the ability to write descriptive texts for the seconds grade students of MA Madani Alauddin Pao-Pao. Therefore, the peer correction technique can be an alternative medium for developing students' English writing skills. By using this technique, students can think more critically in finding errors in the results of other students' descriptive texts.

After going through the activity of writing descriptive text using peer correction, the researcher found several benefits in improving students' paragraph writing skills. One of them is that it can inspire students to think critically because they are directly involved in evaluating other students' writing. According to some students, this method helps students to more easily identify errors in their work.

CHAPTER 1

INTRODUCTION

A. Background

Among the existing types of writing, reflective writing represents the types that often used by people because reflective writing usually asks for a brief description of an idea or event that occurs. Reflective writing is a type of writing that describes an incident or events accompanied by reflection. Reflective essays, diaries or daily journals, many apply reflective patterns. Writing ability is not only called writing on paper, but also should have the right vocabulary and language structure. In context, The Prophet in hadith said:

فَيَذُّوا الْعِلْمَ بِالْكِتَابِ

“Tie knowledge with writing” (HR. at-Tabarani).

For instance, in descriptive students should know what sentences are appropriate in writing descriptive text.

Descriptive text is one of several kinds of text in writing such as narrative text, procedure text, recount text and others. Descriptive sentence externally is interpreted as text where the contents are about the depiction of person, object, or environment above the writing. As state by Anderson (2003:26), that descriptive writing focuses on specific person, place, or object. In the realm of learning, students are asked to make descriptive text based on

their ability to assess whether their writing is appropriate or not in required structurally and vocabulary.

Correction technique is a technique that use in assessing student writing. There are three kinds of techniques such as; teacher correction technique, self-correction technique, and peer correction technique. The peer correction technique is students' writing results that has been be assessed by other students. In this case, assessing doesn't mean giving the final score of an article, but finding and determining whether to find the errors sentences in the article by using the vocabulary or language structure. Suryani (2009:26) says that the peer correction technique involves students reading of friend's text and then writing a correction in the reader's place. At school, teachers generally use teacher correction as a technique where teacher correction technique is a type of correction where she corrects student writing and then gives grades. Sometimes they forget other correction techniques, namely peer and self correction techniques which they can use in learning. In this study, the researcher took descriptive text and peer correction technique on writing as research topics under the reason that students can be expected to improve their writing skills by using peer correction technique. The researcher chooses this research's title based on the justification provided above, namely: "Using Peer Correction Technique in Improving Writing Ability in Descriptive Text at the Second Grade Students of MA Madani Alauddin Pao-Pao."

B. Research Questions

Based on the background above, the researcher formulates the research problem as follows, “Is the use of peer correction technique able to improve the writing ability in the descriptive text at the seconds grade students of MA Madani Alauddin Pao-Pao?”

C. Research Objectives

As stated in the research problem, the researcher formulates that the specific objective of this research is, “To investigate whether the use of peer correction technique able to improve their writing ability in descriptive text “.

D. Research Significances

1. Theoretical Significances

Theoretically, it is anticipated that the addition of empirical data can help the use of peer review in enhancing the capacity of students to write descriptive text.

2. Practical Significances

a. The teacher

Peer correction technique can assist teachers in correcting students' writing results in addition to accelerate the provision of grades, it can make students able to study independently under the supervision of the teacher.

b. The students

By using peer correction technique, students can understand the mistakes that they have made by learning from their friend's mistake.

c. The further researcher

Other researcher can use this research as a reference give ideas to analyze peer correction technique so that they can find different methods from others in the same thing.

E. Research Scope

This study focuses on investigating whether the use of peer correction techniques is effective in improving students' writing descriptive text skills or not. In peer correction techniques, there is an assessment of student writing as suggested by Jacob, et al (1981) including content, organization, grammar, vocabulary, and mechanics. In conducting this research, the researcher assessed the rating system proposed by Jacobs (1981). This is so that the assessment is on par with the abilities and what students have learned at school.

In this case, the reason the researcher uses the Jacobs (1981) scoring system as a reference in assessing students' writing results is because the scoring system already includes the requirements for forming correct sentences along with the scores from very poor to excellent to very good.

F. Operational Definition of Terms

1. Peer Correction Techniques

Peer correction is a technique where other students are the correctors, not the teacher. This technique is usually used in groups whether two or more people. The medium that uses in applying this peer correction technique are

using projection media, group discussions, exchanging writings among friends, and writing in groups.

2. Writing

Writing plays an important role in the growth of student education, because writing is a process of describing a language that conveys by the author and inscribed in article. Writing is an activity to express one's thoughts, ideas, and feelings expressed in written language so that they can be understood by the reader. There are four types of writing used, namely; reflective, analytic, persuasive, and procedural.

3. Descriptive Text

An example of a sort of text that tries to explain or characterize individuals are descriptive text, animals, places, or objects to provide details about the objects depicted, especially objects that are far away and cannot be presented. Generally, what is described as the form, characteristic, or nature.

CHAPTER II

LITERATURE REVIEW

A. Previous Related Research Findings

Some researchers have already promoted their researches about peer correction technique in improving writing ability in descriptive text, some of those following findings are:

Wahyuni (2018) conducted research on students at IAIN Kediri. This study investigated the effect of peer correction technique on students' cognitive writing style. She used an experimental research design and found the data based on data analysis, Students' writing quality was highly impacted by the two forms of corrections peer and self as well as cognitive style, which was independent of any particular area.

Rachmawati, Juniardi, and Fauziah (2015), participated in their study at Sultan Ageng Tirtayasa University that situated in Jl. Raya Jakarta KM fourth Pakupatan, Serang, Banten, and the participants were the Department of English Education Class fifth semester students. They analyzed peer correction technique on students' exposition texts. They used qualitative research methods, particularly the document analysis design, and found that there were numerous conclusions reached in light of the research results and debate. First off, it appeared at the conclusion of the semester, the students' writing proficiency has increased. A rise in the caliber of their texts ensures this. Second, although students responded to the use of the peer correction technique procedure rather favorably, they were hesitant to totally rely on it.

Although they liked to use the strategies that they learnt, students still need a lot of assistance from their teachers because of their weak writing abilities. In connection with the second finding, students must hone their writing abilities outside of the classroom.

Supriadin (2016) examined the improvement of peer correction technique in writing effective sentences in argumentative paragraphs where the research location was at SMPN 1 Ambalawi, Bima district. Classroom action research with two cycles was the research method employed. Research findings in the form of a test of one's ability to construct strong sentences for persuasive paragraphs. the results of his research, in the first cycle student learning outcomes has increased even though they have not reached the expected classical completeness $>70\%$, with classical completeness of 55.6% . Learning in cycle II was carried out by paying attention to the results of reflection in cycle I so that learning objectives were achieved. In cycle II, student learning outcomes reached 92% .

Of the researchers who have presented their research above, the difference between the researcher and the three researchers above is that in the research of Wahyuni's research, he researched peer correction on students' cognitive writing style. Then in the research of Rachmawati, Juniardi, and Fauziah, they analyzed about peer correction technique on expositions text and the last researcher, Supriadin, researched about improvement of peer correction technique in writing effective sentences in argumentative paragraphs.

B. Pertinent Ideas

1. Peer Correction Technique

a. The Definition of Peer Correction Technique

The peer correction technique approach, according to Purwanto (in Ulfah 2013: 03), refers to the actions of students reading their friends' papers and providing comments as a type of correction technique. In order to inspire effectively students to communicate through written media, this strategy is supposed to help students develop their writing abilities as well as their sensitivity to become critical readers. Stevick (in Suryani, 2009:27) adds that receiving corrections from friends is preferable since the friend is someone who has similar skills to the one receiving the correction.

The peer correction technique approach is a method of reading a friend's writing and then offering a correction or comment to their friend's writing, based on the two experts' perspectives above, it shows that the person who gives the correction is their own friend, it hopes that the error that has been conveyed be easily to accept by the student because their friend correcting it.

b. Advantages and Application of Peer Correction Techniques

The benefits of the peer correction technique, according to Barnas (in Suryani 2009:27), are as follows: First, it is focused on students' activities as learners; Second, it can inspire students to think critically; Third, students are directly involved in evaluating the writings of other students; Fourth, it can remove stiffness from the learning process because students exchange ideas

with other students Friends; and Fifth, it can be used as direct experience for students to improve writing skills; Sixth, prevent students from becomes bored while they are studying in class; Seventh, make it simpler for teachers to keep track of how well their students are writing because all writing and editing activities take place in the classroom. Barnas (in Ulfa 2013: 04) makes the case that students often prefer to share their compositions and opinions with peers in groups they feel comfortable with during the writing process.

Talking about how to apply peer correction techniques in class, there are several ways to use peer correction techniques, namely; First, making use of projection medium This is accomplished by projecting student writing from OHP onto the blackboard, after which other students work in groups with the teacher to identify the fault in the text projected on the screen and fix it. In this case, the teacher must choose writing that has the same theme that has been studied; Next, discuss as a group. The trick is to discuss an article together by a group consisting of only two students, then make corrections to the writing depending on the kinds of mistakes that already discovered; And next, exchange each other's writings. The process is in the form of exchanging writings, so students with each other correct each other what has been written. This procedure is overseen by the instructor, who explains to and assures pupils that they should use caution while fixing errors depending on their nature; the last, use group writing. This approach may be employed in a class with many of students, then separated into several writing groups.

c. Writing Stages with Peer Correction Technique

According to Walz (2009:29) before the peer correction technique activity is carried out, in the early stage students must be given feedback in various ways, such as; First, giving symbols and abbreviations. Giving symbols and abbreviations can make it easier for students to find the location of errors written by other students. This marking is usually placed on the margin. However, some students still have difficulty with this marking. It says it's not effective enough that it needs to be more specific; Second, Giving examples of errors to student first. The teacher first gives examples of the placement of punctuation marks, such as periods, commas, the use of lowercase and uppercase letters. To determine the types of errors that can be corrected in this way, the teacher can do based on the ability level of the students

d. Correcting Codes

Correction codes refer to the indication of types and locations of students' errors through the use of correction codes, just like those proposed by Chandler (2003: 275- 276). According to Byrne (1988), applying correction codes is generally by underlining the errors and using some kinds of codes to make the students focus on the errors they have made (Byrne, 1998: 125). However, as a researcher prefer to correct them by cycling the error rather than underlining them because it is clearer and able to catch students' attention on the mark. The following table shows some different kinds of correction codes suggested by Chandler (2003: 275).

Table 1. Correction Code

No	Error Type	Sentence	Codes
1.	Paragraph	Not indenting with each new speaker.	Indent
2.	Sentence structure	I suggest you to go with me.	Struc.
3.	Meaning unclear	I planned how to divide my cabins in a good way.	Mean
4.	Awkward	He is the brother of her.	Struc.
5.	Run-on	She told me about it, I answered her question, she left.	Run
6.	Punctuation	I wanted her to come; because she knew the way	Punc
7.	Capitalization	She said Love was very Important.	Cap
8.	Delete	She told to me her answer.	Del
9.	Insert	He is listening music.	>
10.	Word order	I and my sister came.	W.O
11.	Wrong word	He is becoming to mature.	W.W
12.	Repetition	She is a famous and well-known singer.	Rep
13.	Wrong form	It has stopped to rain.	Form
14.	Agreement	She have to do it.	AGR
15.	Verb-tense	If I know, I would tell you.	Tens
16.	Voice	When it be happens, we will know.	Act/Pas
17.	Plural	Two woman came.	Num
18.	Article	We saw dog. A dog was named Fido. I like the education.	Art
19.	Spelling	Receive Spell	Spell

Chandler's type error codes provide a sentence example in each type in order to avoid confusion in identifying errors directly to the learner's making sentence. Therefore, the researcher prefers to use it as a reference to do the study.

2. Writing in Descriptive Text

a. Writing

Writing is communicating with language that is inscribed into a medium such as paper that makes into a sentence. In writing something, understanding four types of writing is important, namely; reflective writing. This article is the most frequently encountered writing. This paper usually tells about what happens or briefly describes an idea or an event; Next, analytical writing. This writing is more formal or structured than reflective writing. This paper usually contains an analysis of a research article or book on educational theory or practice; After that, persuasive writing. This writing is more like an essay writing than film, documentary, or news that is convincing for those who read even though it contradicts the general opinion of others; The last, procedural writing. This paper is usually an advanced level in an instruction or plan that requires to provide detailed information on how to proceed from an instruction and its stages.

There are several processes for writing well. For this section, according to Harmer defines the writing process as follows:

1) Planning

Planning is the first stage in writing. plan is the foundation on which the writing is built on. The author planned what they want to write. Before writing, they tried to determine write on a writing. They plan however the author has thought about what is needed before writing it on a piece of paper. When

planning a researcher must think of three main problems. Planning the writing involves first understanding the assignment, then brainstorming ideas, and finally, organizing the thoughts in a structured form.

2) Drafting

It's sometimes considered the second step in the writing process when it comes to crafting an initial sentence that clearly expresses your concept or idea. The drafting stage of the writing process occurs after you have outlined your thesis and are ready to organize it into the paragraphs that make up the rough draft. Some writers will forgo the outline writing stage, needing only the big picture in their minds to complete the first draft in the shortest time possible.

3) Editing (reflecting and revising)

After the researchers write the draft, they then read what they had written to see where it worked and where it didn't. Reflections and revisions are often assisted by readers or editors who comment and make suggestions. The reaction of other readers to the paper helped the author make the right revisions.

4) Final version

After the researchers has edited their draft, made the changes they deem necessary, they produced their final version. This may look very different from the original plan and the first concept, because the changes have changed in the editing process. But the author is now ready to send written text to the intended audience.

There are three good characteristics of writing according to Boardman, namely:

a) Coherence

Coherence means staying united, coherence is basically a matter of having the right part of writing with a clear process. Paragraphs have coherence when supporting sentences are ordered according to principles. The sentences are arranged so that readers can understand ideas easily. The principles for ordering depend on the type of paragraph written.

b) Cohesion

Cohesion is one of the characteristics of a good paragraph. Cohesion concerns the flow of sentences and paragraphs from one to another. This involves tying together old information and new information. When a paragraph has cohesion, all the supporting sentences link together to support the topic sentence.

c) Unity

The last characteristic of a well written paragraph is unity. Unity means that each paragraph has only one main idea (expressed in the topic sentences) and that all other sentences and details in that paragraph revolve around that main idea. If a sentence or detail does not adhere closely to the central idea expressed in the topic sentence, it does not belong in that paragraph.

b. Descriptive Text

1) Definition of Descriptive Text

Descriptive text quoted from the Macmillan Dictionary is to provide detailed information about what someone or something looks like. Descriptive is an evident explanation of something, a detailed description of the object. The object can be anything such as animals, plants and even human.

2) Purpose of Descriptive Text

The purpose of descriptive text is to describe people, things or places specifically. According to Dirgeyasa (2017), the social roles of descriptive language are to describe a person, a location, or item in such a manner that the reader forms an image in their mind.

3) Characteristic of Descriptive Text

Descriptive text has the following characteristics: First, the tenses used are simple present because the sentences are not bound by time references; Second, generally in describing something there will be a noun and noun phrase; Third, the presence of adjectives as modifiers in noun phrases; Fourth, a verb denoting an action; Fifth, relating verbs are words that are positioned as verbs to connect the subject; The last, adverbial is a phrase that describes a verb that is usually used for living things.

C. Conceptual Framework

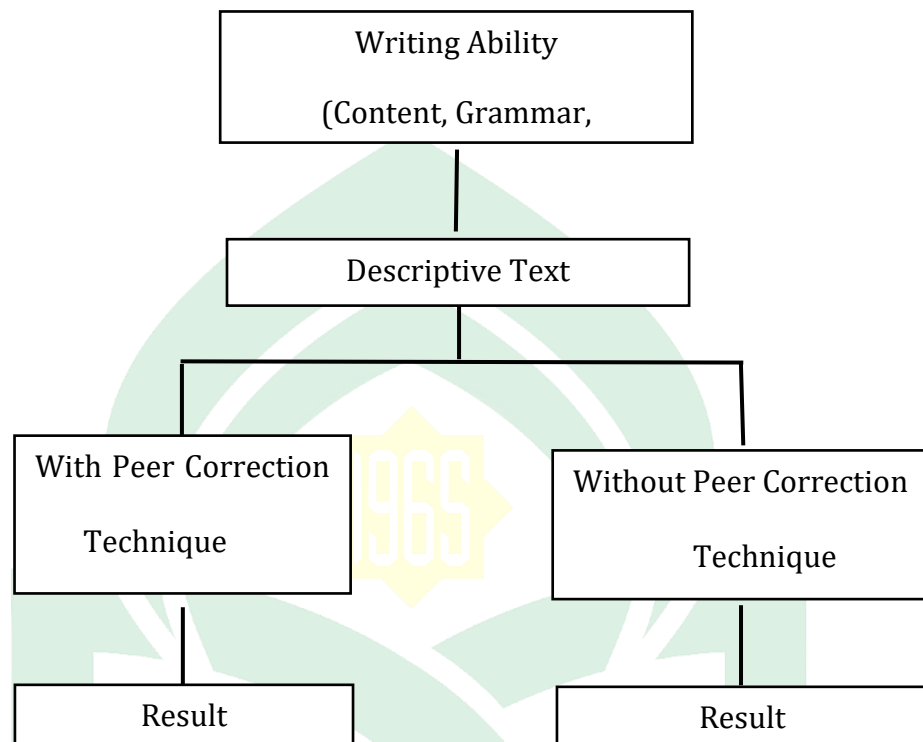


Figure 1. Theoritical Framework

This study investigate the effect of peer correction technique in writing the descriptive text of students in the MA Madani Alauddin Pao-Pao boarding school. This study involved two groups. One of the groups (XI MIA 1) used a peer correction technique in which the researcher applied descriptive text learning using peer correction technique. The process was by forming small groups consisting of 2 students, then each student made a descriptive text according to a predetermined theme. After that, the students' writings were exchanged with a group of friends and students began to correct them. The other group is the control group where the researcher used another technique

for descriptive learning. Namely, the students' writing results were corrected by the teacher while in the treatment class they were asked to make descriptive texts with predetermined themes without forming groups. After that the researcher saw the results after being given the treatment and then with drawn from the results of the two groups.

D. Hypothesis

Based on the research focuses, the researcher hypothesis:

H0: Peer correction technique not able to improve the writing ability in descriptive text at MA Madani Alauddin Pao-Pao.

H1: Peer correction technique able to improve the writing ability in the descriptive text at MA Madani Alauddin Pao-Pao.

CHAPTER III

RESEARCH METHOD

This chapter provides the data analysis and the research method applied in this thesis. The research method includes research design, participants, testing instruments, validity and reliability, method of data collection, and method of data analysis.

A. Research Design

In this study, the researcher used quantitative research. The design of the research used quasi-experimental. The researcher chose this design to overcome the difficulties in determining the control group in the study. According to Sugiyono (2013: 89), this designs almost the same as the pretest-posttest control group design, but in this design of experiment class and control class not chose randomly. The researcher chose one of the classes to be in the experimental group and the other to be in the control group in this design. Both the experimental group and the control group received therapy from the researcher there. By comparing the pre-test and post-test findings, the researcher can demonstrate a considerable level of effectiveness.

B. Research Variable

A variable is an increment, amount, or quantity that diminishes with time, changes in value under different circumstances, or both (Business Dictionary, 2017). The independent variable and the dependent variable are the two variables that used in this study. The dependent variable's value is

determined by manipulating the independent variable (Margaret Rose, 2017). What you measure in the experiment and what happens during the experiment is the dependent variable. (Labwrite, 2017). The independent variable that the researchers used peer correction technique. The development of the ability to write descriptive text becomes the research dependent variable.

C. Population and Sample

1. Population

The population made up of all research participants, where as a sample is a subset or representative of the population under study (Arikunto, 2013). Students of MA Madani Alauddin Pao-Pao made up the study's population. There were Forty students overall in two classes.

2. Sample

A purposive sampling approach was used in this study. Purposive sampling was chosen by the researcher because of its straight forward approach. The sample criteria that the researcher wants to examine are before the researcher enters the class, the researcher first looks at the students' final report card grades and compares which classes have the most English scores above the average, so the most are XI MIA 1 and XI MIA 3. The researcher chose XI MIA3 as the control class which consisted of eighteen students and XI MIA1 as the experimental class which consisted of twenty students. The reason for choosing these classes was because their English subject scores were still below expectations. The researcher took class XI MIA1 and XI MIA3 as the

experimental and control classes according to the posttest results obtained by the students.

D. Research Instrument

The instrument that researchers used in this study is a test. Tests to see the effectiveness of using peer correction techniques after being applied to students and questionnaires to see student perceptions after learning to use peer correction techniques. In this case the researcher used a test in the form of descriptive writing with the theme "Your Favorite Course in School".

E. Data Collecting Procedure

1. Pre-test

There were 40 students of MA Madani Alauddin Pao-Pao students consisting of 2 classes (XI MIA 1 and XI MIA 3) totaling 40 people were involved as participants in this study. The stages in carrying out the pre-test namely, first of all, the writing pre-test is given to all students. The test given by the students was an essay test which contained 4 questions related to descriptive text and made descriptive paragraphs according to a predetermined theme (see the lesson plan). Students are prohibited from using handphones to open google translate but are allowed to open a dictionary. English classes are held twice a week with 105 minutes each meeting and both are taught by the same teacher who in this study is the researcher himself.

2. Treatment

After giving the pre-test, students gave treatment. The experimental class received written treatment, namely descriptive text with peer correction technique. The method of application was to instruct students to make descriptive text first. Then, students were asked to exchange their text results with their peers and they began to correct their friends' work. Previously the researcher had explained the correction code used in correcting other students' work. The control class uses another technique. Another technique used in the control class is the teacher's correction technique. Its application is by asking students to make descriptive texts first and then when finished they collect them back to the researcher for further examination by the researcher himself. The treatment was carried out six meeting with the time according to the school's study hours.

3. Post-test

The test gave after the treatment is the final test. It used to measure a student's aptitude and determine if they have improved after receiving treatment. The post-test 4 essay questions are the same as the previous pre-test questions, the only difference being the topic of descriptive text that students created. Post-test results used to discuss research topics in this study.

F. Data Analysis Technique

The data were obtained through pre-test and post-test. The researcher used the procedures as follows:

1. Scoring the students correct answer of pre-test and post-test.

Table 2. Rubic Score

Categorization	Score	Level	Criteria
Content	30-27	Excellent to very good	Knowledge able substantive-etc.
	26-22	Good to average	Some knowledge of subject-etc.
	21-17	Fair to poor	Limited knowledge of subject- little substance etc.
	16-13	Very poor	Does not show knowledge of subject- non substantive-etc.
Organization	20-18	Excellent to very good	Fluent expression- ideas clearly stated- etc.
	17-14	Good to average	Somewhat choppy- loosely organized but main ideas stand out- etc.
	13-10	Fair to poor	Non fluent- ideas confused or disconnected- etc.
	9-7	Very poor	Does not communicate- no organization- etc.
Vocabulary	20-18	Excellent to very good	Sophisticated range- effective word/idiom choice and usage-etc.
	17-14	Good to average	Adequate range- occasional errors of word/idiom form, choice, usage, but meaning not obscured.
	13-10	Fair to poor	Limited range- frequent errors of word/idiom form, choice, usage- etc.
	9-7	Very poor	Essentially translation- little knowledge of English vocabulary.
	25-22	Excellent to very good	Effective complex constructions- etc.
	21-19	Good to average	Effective but simple constructions- etc.

Mechanics	17-11	Fair to poor	Major problems in simple/complex constructions- etc.
	10-5	Very poor	Virtually no mastery of sentence construction rules-etc.
	5	Excellent to very good	Demonstrates mastery of conventions-etc.
	4	Good to average	Occasional errors of spelling, punctuation-etc.
	3	Fair to poor	Frequent errors of spelling punctuation, hatsitalization-etc.
	2	Very poor	No mastery of conventions- dominated by errors of spelling, punctuation, hatsitalization, paragraphing-etc.

Based on the table above, each category has a different maximum score. That is content 30 score, organization 20 score, vocabulary 20 score, language use 25 score, and mechanics 5 score. Therefore, the highest grade is 100.

2. Classifying the students' scores using the following scale

The Criteria Students' Writing Grade

Table 3. Level of mastery proposed by arikunto, 2002

No	Criteria	Grade
1.	Excellent	86-100
2.	Good	68-85
3.	Poor	47-67
4.	Very Poor	>46

CHAPTER IV

FINDINGS AND DISCUSSION

This chapter presents the findings and discussion. First, the findings were analyzed based on students' paragraph writing result on pre-test, post-test before and after the treatment, and comparison results between the use of peer correction and teacher correction techniques in students' paragraph writing performance.

A. Findings

There were some results conducted by the researcher based on the objective of this research. The findings of this research obtain the result of the students' scores of pretest and post-test, the mean score, the standard deviation of the students' pre-test and post-test, and the significance between experimental class and control class.

1. The result of the pre-test

The pretest was given before the correction method for students' paragraph writing was explained. It was a week after the teacher explained the material. It is set to study students' writing ability before applying treatment in teaching and learning process. In addition, it was also carried out to ensure that all students in this study had the same level of writing ability. In the pre-test, students were asked to answer essay questions related to descriptive text within 100 minutes.

After obtaining the data, the researcher analyzed it. The first thing to do was scoring the students' essay by using Jacobs, et al's (1981) analytic

scoring based on the content, organization, vocabulary, grammar, and mechanics. Then, the researcher found out the mean of all scores and it can be seen in the following descriptive data.

Table 4. Mean Scores of the Pretest of Experimental and Control

Descriptive Statistics					
	N	Minimum	Maximum	Mean	Std. Deviation
EXPERIMENTAL CLASS	20	55	83	65.70	6.258
CONTROL CLASS	20	59	71	64.15	3.617
Valid N (listwise)	20				

Based on the table 4, the mean score of the pre-test of the experimental group was 65,70 and the control group was 64,15. Then, they were analyzed using Levene's test for equality of variances.

Table 5. Comparative mean scores between Pre-test experimental and control group

Independent Samples Test										
		Levene's Test for Equality of Variances		t-test for Equality of Means						
				F	Sig.	t	df	Sig. (2-tailed)	Mean Difference	Std. Error Difference
		Lower	Upper							
Result	Equal variances assumed	2.060	0.159	0.959	38	0.344	1.550	1.616	-1.722	4.822
	Equal variances not assumed			0.959	30.418	0.345	1.550	1.616	-1.749	4.849

From the table above it can be seen that the result is 0.344 or 34.4% and is greater than 0.05 or 5%. It can be assumed that there is no significant difference between the experimental and control groups. In addition, this also means that all students from both groups are at the same level of paragraph writing ability.

The pre-test results showed that the average was 65.7 for the

experimental group and 64.5 for the control group. Only 5 out of 40 students (see appendices 1 and 2) scored more than 70. The rest scored below 70. It is strongly suspected that students are still experiencing difficulties in producing essays in terms of content, organization, vocabulary, grammar, and mechanics.

The mean score was then matched to the mastery level scale and it was found that the scores 66 and 67 were in the range of 56-65 and 66-69. This means that the predicate is fair to good. In conclusion, the ability to write paragraphs for class XI MA Madani Alauddin Pao-Pao students in the 2023-2024 school year in the pre-test was good.

2. The result of the post-test

The Post-Test was given after the researcher explained the peer correction technique by giving several kinds of correction codes to the students. This is done to ensure that students know the types of mistakes they often make in their writing. For students in the experimental group who apply peer correction, this is also useful because they have to correct peer writing. So, they knew what to correct and how to mark and form the correct form of peer writing.

In addition, the correction code is useful for those from the control group. They knew the types of mistakes they often make in writing and then they have to find the correct form if there is no correct form given by the teacher.

Tests related to descriptive text are given and tested on students as a

post-test. The post-test was result in two drafts. First, the essay before a correction treatment in which students have to write a for-and-again essay on a given topic. Second, the essay after the corrective treatment where students have to rewrite the essay that has been marked as an error by a friend or teacher.

a. The result of text descriptive using peer correction technique

Before showing the result of the final mean score of the test, the researcher would like to explain the teaching and learning procedures which implemented peer correction technique in the paragraph writing from the initial task to its revision. (See in appendix)

At the next meeting, the students submitted their revised essays to the teacher. The first draft or pre-revised work is included in the submission. After collecting all the data, the researcher started studying the students' corrections from their peer's essays. In studying how students corrected their work, it was found that most students used indirect correction by circling wrong shapes, the rest underlined or crossed them right. Then, they sometimes add up the correct form above the error.

In addition, when correcting peers' essays, it turns out that students only check a few parts such as grammar, vocabulary, capitalization, spelling, and punctuation. They often neglect the other two parts, organization and content. As a result, there were some students who corrected the wrong essays. But there are still some students who make complete corrections as requested by the teacher. This group focuses on all components: content,

organization, vocabulary, grammar, and mechanics. That's how students correct peer writing in correction activities.

Finally, the researcher collected all student assignments that had been corrected using the peer-correction method by students and then inputted them into SPSS. To determine the average value of student writing before treatment and after treatment.

Table 6. Comparative mean score between the results of students' paragraph writing before and after the treatment of peer correction method.

Paired Samples Statistics					
		Mean	N	Std. Deviation	Std. Error Mean
Pair 1	BEFORE TREATMENT	65.70	20	6.258	1.399
	GROUPS	76.20	20	4.372	0.978

Table 7. The result of students' paragraph writing using Peer Correction Technique

Paired Samples Test									
		Paired Differences					t	df	Sig. (2-tailed)
		Mean	Std. Deviation	Std. Error Mean	95% Confidence Interval of the Difference				
					Lower	Upper			
Pair 1	BEFORE TREATMENT - GROUPS	-10.500	5.898	1.319	-13.260	-7.740	-7.961	19	0.000

The table 6 above provides information that the average test score before treatment was 65.7 and after treatment was 76.2. The score deviation in table 7 is 10.500. Then the result of the t test is 0.00 or less than 0.05 or 5% which indicates that there is a significant difference between the scores of the paragraph writing test before and after treatment. In addition, the second output illustrates the correlation between the posttest scores before and after treatment. In this case the treatment applied in the learning process is Peer

Correction. This can be seen from the correlation between the pre-test score before treatment and the post-test value after treatment was 0.00 or $0\% < 5\%$. Therefore, it is assumed that the application of peer correction techniques can significantly affect the improvement of student paragraph writing.

The average value is then entered into the mastery scale and an average value of 76.2 is obtained in the range of 70-79, which means that the predicate is good. In other words, the students' ability to write text descriptive in the experimental group after the treatment was good.

b. The results of student's descriptive text using another correction technique

Students who received other corrections in the process of improving their descriptive text writing were students from the control group. So, they were different students from the previous group. The correction used in the control class is teacher correction technique, where the results of students' descriptive texts will be assessed by the researcher. Before showing the average final test scores, the researcher wants to explain the teaching and learning procedures that use teacher corrections in writing descriptive texts from initial assignments to revisions. (See in appendix)

After collecting the assignments and bringing them at home, the researcher started making corrections. There are some steps the researcher did in correcting students' essay. First, the researcher read and circled the wrong form or the mistakes that occurred in the essay. Then, the researcher gave the error code right on the circular area. After that, she gave the correct

form only in certain areas especially the areas that had the worst form or structure. Finally, the researcher scored the essay in five categories which consist of content, organization, vocabulary, grammar and mechanics. Then, she counted the scores for each student's essay.

The next meeting, the teacher had done the correction. Since the control group implemented a teacher correction technique, the teacher did the correction of all the essays by herself by giving marks on the mistakes and providing the correct forms. Therefore, the revision must be carried out in the class with the following procedures. (See in appendix)

Finally, the researcher collected all corrected student work and then entered it into SPSS to find out the average score of student writing before and after treatment. The results can be seen in the table below.

Table 8. The comparative means between the result of the student's descriptive text before and after using without peer correction technique

Paired Samples Statistics					
		Mean	N	Std. Deviation	Std. Error Mean
Pair 1	BEFORE TREATMENT	64.15	20	3.617	0.809
	GROUPS	69.80	20	2.821	0.631

ALAUDDIN
MAKASSAR

Table 9. The result of the student's descriptive text using without peer correction technique

Paired Samples Test									
		Paired Differences					t	df	Sig. (2-tailed)
		Mean	Std. Deviation	Std. Error Mean	95% Confidence Interval of the Difference				
					Lower	Upper			
Pair 1	BEFORE TREATMENT - GROUPS	-5.650	4.705	1.052	-7.852	-3.448	-5.371	19	0.000

Based on the table 8 above, the average test score before treatment was 64.15 and after treatment was 69.80. The deviation score in table 9 was 5.560, which was significantly higher than the deviation score means of the experimental group. Then the result of the t test is 0.00 or less than 0.05 or 5% which indicates that there is a significant difference between the scores of the paragraph writing test before and after treatment. In this case the treatment applied in the teaching and learning process is without the peer correction technique. It can be seen that the correlation between the post-test scores before treatment and the post-test scores after treatment was 0.00 or 0% <5%. Therefore, it is assumed that the application of teaching without peer correction technique can affect the improvement of students' writing of descriptive texts insignificantly.

After comparing the average scores of students' writing before and after the peer correction treatment and the method without peer correction techniques, it was found that both groups experienced improvements. the experimental group experienced a significant increase, while the control group experienced only a slight increase. In addition, the researcher needs to

compare the mean post-test scores or final drafts of the two groups. The researcher wants to know whether there is a significant difference between the final draft results using peer corrections and without peer corrections technique. Comparison of the average scores between the final post-test of the experimental group and the control group that be explained in the following sub-headings and tables.

c. The different result between the final post-test of the experimental and control group.

Table 10. Comparative mean scores between final post-test experimental and control groups

Group Statistics					
KELOMPOK		N	Mean	Std. Deviation	Std. Error Mean
POST TEST SCORE	EXPERIMENTAL CLASS	20	76.20	4.372	0.978
	CONTROL CLASS	20	69.80	2.821	0.631

Based on the table above, the average post-test score for the experimental group was 76.20 and the control group was 69.80. Then, they were analyzed using Levene's test for equality of variances to determine if there was a significant difference between the two groups. Based on the table above, the average post-test score for the experimental group was 76.20 and the control group was 69.80. Then, they were analyzed using Levene's test for equality of variances to determine if there was a significant difference between the two groups.

Table 11. Leneve's test equality of variances between final post-test of experimental and control groups

Independent Samples Test										
		Levene's Test for Equality of Variances		t-test for Equality of Means						
		F	Sig.	t	df	Sig. (2-tailed)	Mean Difference	Std. Error Difference	95% Confidence Interval of the Difference	
									Lower	Upper
POST TEST SCORE	Equal variances assumed	2.105	0.155	5.501	38	0.205	6.400	1.163	4.045	8.755
	Equal variances not assumed			5.501	32.483	0.207	6.400	1.163	4.031	8.769

The table above shows that the result is 0.205 or 20.5% and is greater than 0.05 or 5%. Therefore, it can be assumed that there is a significant difference between the experimental and control groups in their post-test. This means that the friend's correction has an impact on improving students' writing of descriptive texts. This can be seen from the average value of the final draft presented in the table above.

B. Discussion

Based on the results presented in the previous section of this chapter, there are several findings which can be concluded in this research. First, it is known that the average pre-test score of the experimental group (65.7) is higher than that of the control group (64.15) but not significant. The final post-test mean score of the experimental group (76.2) was significantly higher than the control group (69.8). So, it can be assumed that the peer correction technique improves students' ability to write descriptive text more than without peer correction technique.

1. Scoring categories and correction codes

The correction of the tasks was based on five categories of analytic scorings proposed by Jacob (1982), Weigle (2002). There is content, organization, vocabulary, grammar, and mechanics with different rate on each category. While the correcting codes to identify the types of errors were taken from Chandler's (2003) error codes and from Azar's guide for correcting compositions, as cited in Brock and Walters (1992: 123). It consists of singular-plural, word form, word choice, verb tense or subject-verb agreement, insert or omit a word, word order, incomplete sentence, spelling, punctuation, capitalization, article, unclear meaning, and run-on sentence. The researcher also added verb voice (active or passive), repetition, and need for new paragraph in order to cover all the errors the students made.

The followings are the examples of error types made by the students in experimental group adopting Chandler's (2003) correcting codes.

Table 12. Example Error Type

No.	Error Type	Sentence	Codes
1.	Paragraph	Not indenting with each new paragraph.	Indent
2.	Sentence structure	So consider euthanasia is the way to end the suffering.	Struc.
3.	Meaning unclear	There is a law to not use the phone while driving because it has a lot of events .	Mean
4.	Spelling	Some people desegree that.....	Spell.
5.	Run-on	Although it has a bad side, but using mobile phone in driving it also has good side, even used to work.	Run
6.	Punctuation	Criminal acts caused various issues such as, economic, conflict, and...	Punc

7.	Capitalization	furthermore, corruptors also make the loss of a company.	Cap
8.	Delete	It helps for people with illness.	Del
9.	Insert	...is also required now to make money and help people (who) get lost.	>
10.	Word order	They get score zero in their exam.	W.O
11.	Word choice/wrong Word	Playing mobile phone while driving can reduce our concentration.	W.W
12.	Repetition	...by executing criminals will the death penalty will violate inhuman and...	Rep
13.	Wrong form	It will allow students to perform better academically .	Form
14.	Agreement	Many schools apply strict rules for students who is cheating.	AGR
15.	Verb-tense	If I know , I would tell you.	Tens
16.	Voice	It helps for people with illness who do not heal.	Act/Pas
17.	Plural	There are some benefit of the law....	Num
18.	Article	Exam is seen as -- scary thing for some people.	Art

Based on the table above, it could be seen that Chandler's correcting codes mostly focus on grammar. While in fact, the categories of scoring essays were not only on students' grammar but also on the content and organization. Therefore, the students from the experimental group did the correction only on grammar, vocabulary, and mechanics. The correction of content and organization were done by the teacher herself and the final score would be calculated by the teacher too. After picking up some examples of errors founded in the students' writing, the researcher would like to explain the category for each error including content and organization.

a. Content

According to Jacobs (1981), there are four scales for each category of assessment. The content scale is: 30-27 excellent to very good, 26-22 good to moderate, 21-17 moderate to poor, and 16-13 very bad. Based on the results of the experimental group's pre-test, the average value of the content in the pre-test was 20.5 (see Appendix 1). This means that the ability of students to develop the contents of descriptive text writing that is relevant to the topic is still in the criteria of sufficient to less. Some students experience difficulty in describing the topic because they rarely practice writing. Then in the post-test, the average value of the content is 23 (see Appendix 2) and is in the range of 26-22 which means good to average. The improvement occurred after they were explained about some elements of writing including grammar. This means that after receiving the corrective treatment from friends, the average score of students' descriptive texts increased. This means that the friend correction method can make students develop topics into good paragraphs that are relevant to the subject. This opinion is based on student test results.

b. Organization

The average score of the organization category on the pre-test was 13.9 (see Appendix 1) and was in the range of 17-14 which means good to average. It can be assumed that students from the experimental group are able to organize the main ideas logically even though the sequence is not complete. Then on the post-test in the experimental group there was a slight increase in the average organizational score. The average score is 15.6 and it's a

significant increase. This means that the correction can improve their ability to express ideas more clearly than the previous essay.

c. Vocabulary

In evaluating the use of vocabulary in an essay, there are several aspects that must be observed. Some of the correction codes included in the vocabulary are: unclear meaning, awkward, word choice, and incorrect form. In the correction, neither the students nor the teacher counted the number of errors for each aspect. Instead, they provide a correction code in the error area and sometimes provide the correct form. In the pre-test, an average vocabulary score of 12.59 was obtained which was included in the adequate to poor category. This means that they still often experience word selection errors and confusion of meaning. In the post-test increased to 15.5. This shows that correcting using the peer correction technique can make students identify mistakes and then rewrite them for a better composition.

The followings are the example of errors in students' writing which are categorized into vocabulary.

1) Meaning Unclear

Sometimes in writing a paragraph, there is a word that has unclear meaning. It is probably because some students often translate the sentence per word. As a result, there is one or more than one word that make the sentence has unclear meaning.

2) Word Choice/Wrong Word

The choice of words in a writing needs to be done carefully in order to

produce a good composition with the appropriate words.

3) Wrong Form

There are various kinds of word forms such as nouns, verbs, adjectives, and adverbs. Sometimes one word can have various forms. For example, from noun to adjective to adverb: success (N) – successful (adj) – successfully (adv); from verb to noun: delete (V) – deletion (N), from adjective to adverb: slow (adj) – slowly (adv).

d. Grammar

The correction code proposed by Chandler (2003) which is used in this study is mostly on grammar such as structure, word order, repetition, tenses, plural/singular, verb forms, and articles. The average grammar score in the pre-test is 15.5 which is categorized as good. This means that students are able to correct the structure of language in the results of other students' descriptive texts. Then the average value of grammar in the post test increased significantly, namely 18.45. It means that students already have the basic ability to correct the grammar of a text and that can be improved again by using the peer correction technique.

Below are some examples of errors in grammar found in students' writing.

1) Sentence Structure

Sentence structure is very important in a paragraph writing because it determines whether the sentence is grammatically correct. Sentence structure

contains many rules such as tenses (simple present, present continuous, simple past, past continuous, present perfect, etc.), the use of conjunctions, relative pronoun, and many others that cannot be mentioned one by one. Examples of errors in structure are formulated below and there will be the explanation:

2) Run-On

The example of error in run-on type is in the below sentence.

“Although it has a bad side, but using mobile phone in driving it also has good side, even used to work.”

There should be only one conjunction in that sentence but there were two: “although” and “but”. So, the researcher circled the unnecessary conjunction. In addition, there was another word that must be deleted: the second “it”. It is unnecessary to repeat the same word in one sentence.

3) Delete

In this type of error, we have to delete the unnecessary word. For example in sentence *“It helps **for** people with illness”*, the preposition “for” is unnecessary because the verb “help” should not be followed by a preposition. It should be *“It helps people with illness.”* So, the researcher circled the word “word” and gave a code “del” for deletion.

4) Insert

An error in insertion means that they had to add something especially words to a sentence. Below is the example of a sentence which need an

insertion.

"...is also required now to make money and help people get lost."

That sentence need insertion between "people" and "get". The correct form would belike *"...is also required now to make money and help people who get lost."*

5) Repetition

Repetition means that there is a same word repeated in one sentence. It is not good because it can probably make the sentence sounds odd and awkward. In all patterns, we have to avoid using words with the same meaning in a sentence event though they are different words.

6) Agreement

In all patterns, there must be agreement of subject and verb (Sharpe, 2000: 286). We have to use a verb that agrees with the subject instead of the modifier of the subject. For example: His knowledge of languages and relations **aids** him in his work (*not aid* him in his work).

7) Verb- Tense

According to Cambridge Advanced Learner's Dictionary, tense is any forms of a verb which show the time at which an action happened. For

example, the present simple, present continuous, past simple, past continuous, present perfect, future tense, etc. The below sentence is a conditional sentence.

8) Verb Voice

The form of a passive sentence is: Subject + be (is,am,are, was,were, has been/have been, etc.) + Past participle (Verb3).

9) Plural

Plural and singular are based on the number of nouns. Singular is for one noun and for uncountable noun while plural is for more than one noun and is countable.

10) Article

In grammar, article is divided into two types: definite and indefinite article. To define something general, we use article 'a' and 'an', while to define something that has been identified before, or is specific, we use article 'the'.

11) Mechanics

The important parts included in the mechanics are paragraphs, spelling, punctuation, and capitalization. Mechanical scoring has the smallest level of all the scoring rubric categories. Only 2 to 4. The change in the average mechanics score is not too big because it is not as big as the grammar assessment.

2. The benefits and drawbacks of peer correction technique

After spending weeks testing students with peer correction and without peer correction technique, the researcher wants to present the advantages and disadvantages of teaching and learning activities.

a. The benefits of using peer correction technique

After going through the activities of writing descriptive texts using peer correction technique, the researcher found several benefits in improving students' paragraph writing skills. According to some students, this method helps students to more easily identify mistakes in their work and can also help them to know that something that they have thought to be true, is not true.

In addition, this increases students' motivation in writing better essays because some of the student's essays displayed and they do not know which essay to choose to display and check together in class. Student motivation slightly increased, this can be seen from the timely delivery.

In addition, making corrections immediately after submission provide more meaningful learning because the points learned are still new and fresh in the students' memory. In addition, it has a long-term effect on students because they are directly involved in the correction process. They can eventually memorize the mistakes they make, and likely repeat them in their next composition.

Then, help students from dependence on teachers to make corrections. By giving more responsibility to students, they can develop a sense of independence. Peer discussion activities are actually beneficial for students

not only in terms of writing but also speaking because these activities force students to talk to other people and can train them in the practice of speaking fluently. The discussion that took place attempted to get opinions accepted among the group. Finally, for the teacher, this is a time-saving activity as it gets students' participation in proofreading the essays. He doesn't have to spend hours doodling it at home.

b. The disadvantages of use peer correction technique

Although there are benefits to be gained from the peer correction technique, students also find some disadvantages of this method. First, the application of this method is a time-consuming activity in class. In addition, another weakness of this technique is that some students do not correct their friends' essays correctly but are still wrong. This can't be avoided because not all students master grammar. Some of them still have limited knowledge and need teacher's help. Additionally, some students corrected peer essays in some elements of writing. There are five elements such as organization, content, vocabulary, grammar and mechanics, but they only correct the essay on vocabulary, grammar and mechanics.

Other findings, based on a comparison of the average scores of the experimental and control groups in the final draft, it was found that using the peer correction technique was better than without using the peer correction

technique although there are some disadvantages of the peer correction technique described above.

For the teacher, this is very time-consuming because the teacher himself has to check and correct student writing one by one within a certain time. It can even be a must to complete the correction in one day if the deadline is approaching. Compared to peer correction technique, the duration of time required for teacher correction technique is clearly different and is much more needed. If a friend's correction technique can be completed within one hour, then the teacher's correction technique can take more than one day and it is very tiring.

In short, when we talk about effectiveness, the use of peer correction in the teaching and learning process is more effective than without peer correction technique. This can be seen from the advantages and disadvantages contained in the method. This information was obtained through the results of students' descriptive texts on how the peer correction technique was used in the teaching and learning process of writing descriptive texts. Using the peer correction technique had an impact on increasing the ability to write descriptive texts of students which the experimental group obtained was better than the control group.

CHAPTER V

CONCLUSSION AND SUGGESTIONS

This chapter presents the conclusions and the main suggestions. The conclusions refer to the analysis of the results of pre-test and post-test and the results of the test before and after the treatment. The suggestions deal with some recommendation addressed to teachers and students in teaching and learning process of paragraph writing or essay writing.

A. Conclusion

Based on the findings and discussion that have been described in the previous chapter, this research has drawn several conclusions.

The average pre-test score for the experimental group (65.7) was higher than the control group (64.15) but not significant. This means that both groups are at the same level of writing ability. then, the post-test results showed that the average score of the control group (69.8) was lower than the average score of the experimental group (76.2). This means that the peer correction technique makes students' ability to write descriptive text increase quite significantly.

From the conclusions above, the researcher can conclude that the use of peer correction techniques can improve students' ability to write descriptive texts in second grade students at MA Madani Alauddin Pao-Pao. In addition, it was found that the peer correction technique was one of technique that improve students' paragraph writing skills.

B. Suggestions

Based on the findings and conclusions of this research, the researcher would like to provide several suggestions. First, it is recommended that teachers used this technique, namely the peer correction technique, to improve students' writing skills and make students more active. Second, because there are still many students who don't understand of the structures, well, researcher is advised to understand the structures of descriptive texts first before using this technique. In addition, by carrying out peer correction technique, students can be trained to produce accurate revisions because students who are members of peer correction groups can ultimately realize not only the form but also the meaning. Therefore, encourage them to produce meaningful descriptive text.

The next suggestion is that it is hoped that this research can be developed further from this research. It could be that the same research community discovers a new theory or method in applying peer correction techniques, thereby making other researchers interested in researching the same research.

BIBLIOGRAPHY

- A.Cynthia, Boardman. (2008). *Writing to communicate*. New York: Pearson Education.
- Anderson, M. & Anderson K. 2003 *Text Types in English* 3. Melbourne: Macmillan
- Arikunto, Suharsimi, dkk. (2014). *Penelitian Tindakan Kelas*. Jakarta: PT Bumi Aksar.
- Brown, H. Douglas. 2001. *Teaching By Principle An Interactive Approach To Languagepedagogy*. San Fransisco: Sanfransisco State University.
- Chandler, J, (2003). The efficacy of various kinds of error feedback for improvement in the accuracy and fluency of L2 student writing. *Journal of Second Language Writing* 12, 267-296.
- Dirgeyasa, I. W. (2017). *Genre-Based Perspektive: What and How to Teach and to Learn Writing*. English Language Teaching,
- Depdikbud. *Kurikulum Pendidikan Dasar: Garis-garis Besar Program Pembelajaran..* (Jakarta: Depdikbud, 1995), 20
- ElinaSyarif, Zulkarnaini, Sumarno. 2009. *Pembelajaran Menulis*. Jakarta: Departemen Pendidikan Nasional
- Harmer, Jeremy. 2004. *How To Teach Writing*. England. Oxford: Person Education Limited.
- Jacobs, H. L., Wormuth, D. R., Zinkgraf, S. A., & Hearfiel, V. F. 1981. *Testing ESL Composition: A Practical Approach*. Massachuset: Newbury House.
- Peni Pramono. *30 Menit Essay Writing*, (Yogyakarta: Andi, 2006) 28-29.
- Purwanto. (2013). *Evaluasi Hasil Belajar*. Yogyakarta: Pustaka Pelajar Rosyid, dkk.
- Tarigan, Henry Guntur, *Menulis sebagai Suatu Keterampilan Berbahasa* .(Bandung: Penerbit Angkasa, 1986), 21.
- Sugiyono. (2013). *Metode Penelitian Pendidikan (Pendekatan Kuantitatif, Kualitatif, dan R&D)*. Alfabeta

Tarigan, G. H . 2008. *Menulis*. Bandung: Angkasa Bandung.


Ulfah, dkk. 2013. Teknik *Peer Correction* untuk Meningkatkan Kualitas Proses dan Hasil Pembelajaran Menulis Karya Ilmiah Siswa Sekolah Menengah Atas: 1-12

Yudhakurniawan, *Smart Games*.(Jakarta:PTWahyu Media, 2008).hlm 9

YuliaAlimudin.2009. *PembelajaranMenulis*, <http://pembelajaranmenulis.blogspot.com/>, diaksestanggal 20 Mei 2015.



UNIVERSITAS ISLAM NEGERI
ALAUDDIN
MAKASSAR



UNIVERSITAS ISLAM NEGERI
ALAUDDIN
M A K A S S A R

PRE-TEST (EXPERIMENTAL CLASS)

STUDENTS NAME	C	O	V	G	M	TOTAL
STUDENTS 001	22	15	13	15	3	68
STUDENTS 002	21	15	12	15	3	64
STUDENTS 003	26	17	16	20	4	83
STUDENTS 004	19	13	11	12	3	58
STUDENTS 005	19	13	11	12	3	58
STUDENTS 006	19	12	12	15	3	61
STUDENTS 007	23	17	15	16	4	75
STUDENTS 008	20	16	16	16	2	70
STUDENTS 009	21	14	13	17	3	68
STUDENTS 010	20	14	13	15	3	65
STUDENTS 011	18	13	13	18	3	65
STUDENTS 012	19	13	14	18	3	67
STUDENTS 013	21	13	12	17	3	66
STUDENTS 014	22	14	14	15	3	68
STUDENTS 015	21	14	12	16	3	66
STUDENTS 016	22	14	14	17	3	70
STUDENTS 017	21	13	13	15	3	65
STUDENTS 018	20	13	12	14	2	61
STUDENTS 019	19	12	12	15	3	61
STUDENTS 020	17	13	11	12	2	55
MEAN	20.5	13.9	12.95	15.5	2.95	65.7

UNIVERSITAS ISLAM NEGERI
ALAUDDIN
 MAKASSAR

POST TEST (EXPERIMENTAL CLASS)

STUDENTS NAME	C	O	V	G	M	TOTAL
STUDENTS 001	22	16	15	19	4	76
STUDENTS 002	22	18	14	17	4	75
STUDENTS 003	26	18	18	22	4	88
STUDENTS 004	21	15	16	17	3	72
STUDENTS 005	26	16	15	22	3	82
STUDENTS 006	21	14	18	17	4	74
STUDENTS 007	22	18	16	17	3	76
STUDENTS 008	26	16	14	20	4	80
STUDENTS 009	22	16	17	17	3	75
STUDENTS 010	21	15	14	16	3	69
STUDENTS 011	24	14	16	20	4	78
STUDENTS 012	21	14	14	17	3	69
STUDENTS 013	21	15	14	18	4	72
STUDENTS 014	24	16	16	20	4	80
STUDENTS 015	22	15	18	18	4	77
STUDENTS 016	25	16	15	17	4	77
STUDENTS 017	21	15	13	21	4	74
STUDENTS 018	22	15	18	18	4	77
STUDENTS 019	26	16	14	19	3	78
STUDENTS 020	25	14	15	17	4	75
MEAN	23	15.6	15.5	18.45	3.65	76.2

PRETEST (CONTROL CLASS)

STUDENTS NAME	C	O	V	G	M	TOTAL
STUDENTS 001	18	12	12	15	2	59
STUDENTS 002	18	12	13	14	3	60
STUDENTS 003	17	13	13	15	2	60
STUDENTS 004	22	13	12	15	3	65
STUDENTS 005	18	12	12	15	2	59
STUDENTS 006	20	15	14	16	4	69
STUDENTS 007	22	15	12	15	4	68
STUDENTS 008	23	13	14	15	3	68
STUDENTS 009	22	15	16	16	2	71
STUDENTS 010	17	13	13	16	3	62
STUDENTS 011	19	12	13	13	2	59
STUDENTS 012	22	12	12	16	3	65
STUDENTS 013	19	13	13	15	3	63
STUDENTS 014	22	13	16	16	2	69
STUDENTS 015	19	14	13	16	3	65
STUDENTS 016	21	13	13	15	3	65
STUDENTS 017	19	15	12	15	3	64
STUDENTS 018	21	14	12	14	2	63
STUDENTS 019	21	14	12	16	2	65
STUDENTS 020	21	13	13	14	3	64
MEAN	20.05	13.3	13	15.1	2.7	64.15

POSTTEST (CONTROL CLASS)

STUDENTS NAME	C	O	V	G	M	TOTAL
STUDENTS 001	21	14	14	17	3	69
STUDENTS 002	22	14	13	17	3	69
STUDENTS 003	22	15	18	20	3	78
STUDENTS 004	21	15	13	17	3	69
STUDENTS 005	22	14	14	17	3	70
STUDENTS 006	21	14	13	17	4	69
STUDENTS 007	22	16	14	17	3	72
STUDENTS 008	22	14	14	14	2	66
STUDENTS 009	21	15	14	17	3	70
STUDENTS 010	21	15	14	16	3	69
STUDENTS 011	21	14	14	18	2	69
STUDENTS 012	21	14	14	17	3	69
STUDENTS 013	21	14	14	18	4	71
STUDENTS 014	21	16	16	17	4	74
STUDENTS 015	22	14	14	18	3	71
STUDENTS 016	23	16	14	15	4	72
STUDENTS 017	21	13	13	17	4	68
STUDENTS 018	21	14	15	15	4	69
STUDENTS 019	22	14	13	16	2	67
STUDENTS 020	21	14	13	15	2	65
MEAN	21.45	14.45	14.05	16.75	3.1	69.8

Pre-Test (Experimental and Control Class)**Subjects : English****Class : X****Main Material : Descriptive Text****Time Allocation : 105 minutes****A. STANDARD COMPETENCE**

1. Appreciate and practice the teachings of the religion he adheres to.
2. Appreciate honest behavior, discipline, responsibility, caring, courtesy, curiosity, self-confidence, tolerance for internal motivation, healthy and environmentally friendly lifestyle) in interacting effectively with the social and natural environment within the reach of association and existence.
3. Understanding knowledge (factual, conceptual, and procedural) based on his curiosity about science, technology, art, culture related to visible phenomena and events.
4. Trying, processing, and presenting in the concrete realm (using, parsing, assembling, modifying, and creating) and abstract realms (writing, reading, counting, drawing, and composing) in accordance with what is learned in school and other sources in the same field. point of view/theory.

B. BASIC COMPETENCE

- 1.1. Grateful for opportunities to get learn English as communication language international embodied in eager to learn.
- 2.3. Demonstrate responsible behavior responsibility, caring, cooperation, and love peace, in executing functional communication.
- 3.7. Analyze social function, structure text, and linguistic elements in the text

simple descriptive about people, tourist attractions and buildings famous historic, according to context of use.

4.8. Capture the meaning in the text simple oral and written descriptive.

4.9. Editing spoken and descriptive text write, simply, about people, tourist attraction, and famous historical buildings, taking into account social functions, text structure, and linguistic elements correct and in context.

4.10. Arrange oral and descriptive text write simply about people, tourist attractions and buildings famous historic, with paying attention to the purpose, structure of the text, and linguistic elements, correctly and according to context.

C. INDICATORS

Through this activity students are expected to be able to :

1. Answer questions correctly regarding the meaning, purpose, characteristic of the descriptive text.
2. Make a paragraph using descriptive text with the theme “**Describe your favorite course in school**”.

D. ACTIVITIES

- Step 1 The researcher asked students to take a sheet of paper and write their name.
- Step 2 The researcher asked students to answer the test.
- Step 3 The researcher asked the students to open the dictionary if they found difficult words.
- Step 4 Students do their own assignments based on instructions from the researcher.
- Step 5 Students write their answer according to what they have encountered.
- Step 6 The researcher takes the students' paper and then closed today's class.

E. MATERIALS**TEST**

Name :

Class :

Phone Number :

Direction !

Answer the Question Below Properly and Correctly!

1. What is the definition of descriptive text?
2. What is the purpose of descriptive text?
3. What is the characteristic of descriptive text?
4. Make a paragraph of descriptive text (theme: **Describe your favorite course in school**)!

Rule!

Dalam membuat paragraf ada beberapa aturan yaitu :

1. Paragraph minimal berjumlah 8 baris.
2. Diperbolehkan membuka kamus.
3. Tidak diperkenankan menjiplak paragraph teman yang lain meskipun mata pelajaran yang disukai sama.

Lesson Plan (Experimental Class)**1st Meeting****Subjects : English****Class : X****Main Material : Definition Descriptive Text****Time Allocation : 105 minutes****A. STANDARD COMPETENCE**

1. Appreciate and practice the teachings of the religion he adheres to.
2. Appreciate honest behavior, discipline, responsibility, caring, courtesy, curiosity, self-confidence, tolerance for internal motivation, healthy and environmentally friendly lifestyle) in interacting effectively with the social and natural environment within the reach of association and existence.
3. Understanding knowledge (factual, conceptual, and procedural) based on his curiosity about science, technology, art, culture related to visible phenomena and events.
4. Trying, processing, and presenting in the concrete realm (using, parsing, assembling, modifying, and creating) and abstract realms (writing, reading, counting, drawing, and composing) in accordance with what is learned in school and other sources in the same field. point of view/theory.

B. BASIC COMPETENCE

- 1.1. Grateful for opportunities to get learn English as communication language
international embodied in eager to learn.
- 2.3. Demonstrate responsible behavior responsibility, caring, cooperation, and love peace, in executing functional communication.

3.7. Analyze social function, structure text, and linguistic elements in the text

simple descriptive about people, tourist attractions and buildings famous historic, according to context of use.

4.8. Capture the meaning in the text simple oral and written descriptive.

4.9. Editing spoken and descriptive text write, simply, about people, tourist attraction, and famous historical buildings, taking into account social functions, text structure, and linguistic elements correct and in context.

4.10. Arrange oral and descriptive text write simply about people, tourist attractions and buildings famous historic, with paying attention to the purpose, structure of the text, and linguistic elements, correctly and according to context.

C. INDICATORS

Through this activity students are expected to be able to :

1. Understand the definition of descriptive text.
2. Understand the purpose in the descriptive text.
3. Understand the generic structure in the descriptive text.
5. Understand the characteristics in the descriptive text.
6. Understand the main points in the descriptive text.

D. ACTIVITIES

- | | |
|--------|--|
| Step 1 | Researcher say greetings to students and checks the attendance list of students. |
| Step 2 | Researchers and students introduce themselves to each other. |
| Step 3 | Asking questions that link previous knowledge about descriptive text. |
| Step 4 | Researcher explain the material about descriptive text. |
| Step 5 | Students write what the researcher has explained. |

- Step 6 researcher give example in descriptive text.
- Step 7 The researcher held a quiz about descriptive text material.
- Step 8 Researcher closing the class.



Lesson Plan (Experimental Class)**2nd Meeting****Subjects : English****Class : X****Main Material : Definition Peer Correction Technique****Time Allocation : 105 minutes****A. STANDARD COMPETENCE**

1. Appreciate and practice the teachings of the religion he adheres to.
2. Appreciate honest behavior, discipline, responsibility, caring, courtesy, curiosity, self-confidence, tolerance for internal motivation, healthy and environmentally friendly lifestyle) in interacting effectively with the social and natural environment within the reach of association and existence.
3. Understanding knowledge (factual, conceptual, and procedural) based on his curiosity about science, technology, art, culture related to visible phenomena and events.
4. Trying, processing, and presenting in the concrete realm (using, parsing, assembling, modifying, and creating) and abstract realms (writing, reading, counting, drawing, and composing) in accordance with what is learned in school and other sources in the same field. point of view/theory.

B. BASIC COMPETENCE

- 1.1. Grateful for opportunities to get learn English as communication language
international embodied in eager to learn.
- 2.3. Demonstrate responsible behavior responsibility, caring, cooperation, and love peace, in executing functional communication.

3.7. Analyze social function, structure text, and linguistic elements in the text

simple descriptive about people, tourist attractions and buildings famous historic, according to context of use.

4.8. Capture the meaning in the text simple oral and written descriptive.

4.9. Editing spoken and descriptive text write, simply, about people, tourist attraction, and famous historical buildings, taking into account social functions, text structure, and linguistic elements correct and in context.

4.10. Arrange oral and descriptive text write simply about people, tourist attractions and buildings famous historic, with paying attention to the purpose, structure of the text, and linguistic elements, correctly and according to context.

C. INDICATORS

Through this activity students are expected to be able to know about peer correction technique.

D. ACTIVITIES

- Step 1 Researcher say greetings to students and checks the attendance list of students.
- Step 2 The researcher checks the attendance list of students.
- Step 3 The researcher introduce herself and the students too.
- Step 4 The researcher give explanation about peer correction.
- Step 5 Students listen while write out the material explained by the researcher.
- Step 6 The researcher held a quiz to test students' understanding of the material provided.
- Step 7 The researcher closing the class.

MATERIALS

a. Pengertian Peer Correction Technique

Peer correction technique adalah teknik ini merujuk pada kegiatan aktivitas siswa dalam membaca tulisan temannya, kemudian membuat respon berupa koreksi dalam posisinya sebagai pembaca. Dengan menggunakan teknik ini dimungkinkan terwujudnya peningkatan kemampuan menulis para siswa dan juga berkembangnya kepekaan siswa untuk menjadi pembaca kritis sehingga mampu mendorong siswa untuk berkomunikasi lewat media tulis dengan baik dan benar.

b. Bentuk Pelaksanaan Peer Correction Technique

Adapun wujud pelaksanaannya dapat diwujudkan dengan cara sebagai berikut :

1. Menggunakan media proyeksi.
2. Membahas secara kelompok
3. Tukar- menukar tulisan teman sebaya
4. Menulis secara berkelompok

SOURCE :

<https://lobikampus.blogspot.com/2016/08/model-pembelajaran-peer-correction.html?m>.

Lesson Plan (Experimental Class)**3rd Meeting****Subjects : English****Class/: X****Material : Application Peer Correction Technique****Time Allocation : 105 minutes****A. STANDARD COMPETENCE**

1. Appreciate and practice the teachings of the religion he adheres to.
2. Appreciate honest behavior, discipline, responsibility, caring, courtesy, curiosity, self-confidence, tolerance for internal motivation, healthy and environmentally friendly lifestyle) in interacting effectively with the social and natural environment within the reach of association and existence.
3. Understanding knowledge (factual, conceptual, and procedural) based on his curiosity about science, technology, art, culture related to visible phenomena and events.
4. Trying, processing, and presenting in the concrete realm (using, parsing, assembling, modifying, and creating) and abstract realms (writing, reading, counting, drawing, and composing) in accordance with what is learned in school and other sources in the same field. point of view/theory.

B. BASIC COMPETENCE

- 1.1. Grateful for opportunities to get learn english as communication language
international embodied in eager to learn.
- 2.3. Demonstrate responsible behavior responsibility, caring, cooperation, and love peace, in executing functional communication.

3.7. Analyze social function, structure text, and linguistic elements in the text

simple descriptive about people, tourist attractions and buildings famous historic, according to context of use.

4.8. Capture the meaning in the text simple oral and written descriptive.

4.9. Editing spoken and descriptive text write, simply, about people, tourist attraction, and famous historical buildings, taking into account social functions, text structure, and linguistic elements correct and in context.

4.10. Arrange oral and descriptive text write simply about people, tourist attractions and buildings famous historic, with paying attention to the purpose, structure of the text, and linguistic elements, correctly and according to context.

C. INDICATORS

Through this activity students are expected to be able to :

1. Students identify the wrong points in the results of student paragraphs.
2. Students can provide justification for the wrong points in the results of student paragraphs.

D. ACTIVITIES

- Step 1 Researcher say greetings to students and checks the attendance list of students.
- Step 2 The researcher gave instructions about the application of the peer correction technique.
- Step 3 Students begin to exchange the results of their paragraphs with friends next to them.
- Step 4 Students give their results to researchers.
- Step 5 Researcher closing the class.

Lesson Plan (Experimental Class)**4th Meeting****Subjects : English****Class : X****Main Material : My Best Friends****Time Allocation : 105 minutes****A. STANDARD COMPETENCE**

1. Appreciate and practice the teachings of the religion he adheres to.
2. Appreciate honest behavior, discipline, responsibility, caring, courtesy, curiosity, self-confidence, tolerance for internal motivation, healthy and environmentally friendly lifestyle) in interacting effectively with the social and natural environment within the reach of association and existence.
3. Understanding knowledge (factual, conceptual, and procedural) based on his curiosity about science, technology, art, culture related to visible phenomena and events.
4. Trying, processing, and presenting in the concrete realm (using, parsing, assembling, modifying, and creating) and abstract realms (writing, reading, counting, drawing, and composing) in accordance with what is learned in school and other sources in the same field. point of view/theory.

B. BASIC COMPETENCE

- 1.1. Grateful for opportunities to get learn English as communication language
international embodied in eager to learn.
- 2.3. Demonstrate responsible behavior responsibility, caring, cooperation, and love peace, in executing functional communication.

3.7. Analyze social function, structure text, and linguistic elements in the text

simple descriptive about people, tourist attractions and buildings famous historic, according to context of use.

4.8. Capture the meaning in the text simple oral and written descriptive.

4.9. Editing spoken and descriptive text write, simply, about people, tourist attraction, and famous historical buildings, taking into account social functions, text structure, and linguistic elements correct and in context.

4.10. Arrange oral and descriptive text write simply about people, tourist attractions and buildings famous historic, with paying attention to the purpose, structure of the text, and linguistic elements, correctly and according to context.

C. INDICATORS

Through this activity students are expected to be able to :

1. Understand in making descriptive text correctly.
2. Make paragraphs according to the theme and existing rules.

D. ACTIVITIES

- step 1 Researcher say greetings to students and checks the attendance list of students.
- step 2 Researchers provide instructions and rules in making paragraphs.
- step 3 Students begin to write paragraphs.
- step 4 Students who have finished writing their paragraphs then submit them to the researcher
- step 5 Researcher closing the class.

Lesson Plan (Experimental Class)**5th Meeting****Subjects : English****Class/semester : X****Main Material : Application Peer Correction Technique with LCD****Time Allocation : 105 minutes****A. STANDARD COMPETENCE**

1. Appreciate and practice the teachings of the religion he adheres to.
2. Appreciate honest behavior, discipline, responsibility, caring, courtesy, curiosity, self-confidence, tolerance for internal motivation, healthy and environmentally friendly lifestyle) in interacting effectively with the social and natural environment within the reach of association and existence.
3. Understanding knowledge (factual, conceptual, and procedural) based on his curiosity about science, technology, art, culture related to visible phenomena and events.
4. Trying, processing, and presenting in the concrete realm (using, parsing, assembling, modifying, and creating) and abstract realms (writing, reading, counting, drawing, and composing) in accordance with what is learned in school and other sources in the same field. point of view/theory.

B. BASIC COMPETENCE

- 1.1. Grateful for opportunities to get learn English as communication language
international embodied in eager to learn.
- 2.3. Demonstrate responsible behavior responsibility, caring, cooperation, and love peace, in executing functional communication.

3.7. Analyze social function, structure text, and linguistic elements in the text

simple descriptive about people, tourist attractions and buildings famous historic, according to context of use.

4.8. Capture the meaning in the text simple oral and written descriptive.

4.9. Editing spoken and descriptive text write, simply, about people, tourist attraction, and famous historical buildings, taking into account social functions, text structure, and linguistic elements correct and in context.

4.10. Arrange oral and descriptive text write simply about people, tourist attractions and buildings famous historic, with paying attention to the purpose, structure of the text, and linguistic elements, correctly and according to context.

C. INDICATORS

Through this activity students are expected to be able to find the mistake factors in students' test.

D. ACTIVITIES

- Step 1 Researcher say greetings to students and checks the attendance list of students.
- Step 2 The researcher started setting up the LCD projector.
- Step 3 Researcher displays one of the other students' texts to be corrected.
- Step 4 each students begin to correct the text that was on the LCD projector screen
- Step 5 After that students collect their correction results and then researcher closing the class.

E. MATERIALS

Example :

SINGAPORE

Despite its small size, Singapore is known for its transition as a third-world country to the first-world country. Singapore also was known as the Asian Tiger economy, based on external trade and its workforce. Singapore size is not as big as Indonesia, but the city ranks highly in numerous international rankings for its education, entertainment, finance, healthcare, human capital, innovation, logistics, manufacturing, technology, tourism, trade, and transport. Singapore is home to 5.6 million people with a diverse culture. Majority ethnic groups in Singapore are Chinese, Malay, and Indian. Singapore Independence Day is on the 9th of August 1965. Merlion Statue is the official mascot of Singapore. Singapore is famous for its Garden by the Bay, Marina Bay Sands, dan Orchard Road (description).



Lesson Plan (Experimental Class)**6th Meeting****Subjects : English****Class/semester : X****Main Material : Indonesian Traditional Dance****Time Allocation : 105 minutes****A. STANDARD COMPETENCE**

1. Appreciate and practice the teachings of the religion he adheres to.
2. Appreciate honest behavior, discipline, responsibility, caring, courtesy, curiosity, self-confidence, tolerance for internal motivation, healthy and environmentally friendly lifestyle) in interacting effectively with the social and natural environment within the reach of association and existence.
3. Understanding knowledge (factual, conceptual, and procedural) based on his curiosity about science, technology, art, culture related to visible phenomena and events.
4. Trying, processing, and presenting in the concrete realm (using, parsing, assembling, modifying, and creating) and abstract realms (writing, reading, counting, drawing, and composing) in accordance with what is learned in school and other sources in the same field. point of view/theory.

B. BASIC COMPETENCE

- 1.1. Grateful for opportunities to get learn English as communication language
international embodied in eager to learn.
- 2.3. Demonstrate responsible behavior responsibility, caring, cooperation, and love peace, in executing functional communication.

3.7. Analyze social function, structure text, and linguistic elements in the text

simple descriptive about people, tourist attractions and buildings famous historic, according to context of use.

4.8. Capture the meaning in the text simple oral and written descriptive.

4.9. Editing spoken and descriptive text write, simply, about people, tourist attraction, and famous historical buildings, taking into account social functions, text structure, and linguistic elements correct and in context.

4.10. Arrange oral and descriptive text write simply about people, tourist attractions and buildings famous historic, with paying attention to the purpose, structure of the text, and linguistic elements, correctly and according to context.

C. INDICATORS

Through this activity students are expected to be able to understand in making descriptive text correctly.

D. ACTIVITIES

- step 1 Researcher say greetings to students checks the attendance list of students
- step 2 Researcher divided the students into several groups.
- step 3 Researcher give instruction to make a descriptive text with the theme "**Indonesian Traditional Dance**".
- step 4 Researcher closing the class and gather the groups test results.

E. MATERIALS

Example :

Bungong Jeumpa Dance

Bungong Jeumpa dance is an art originating from the Province of Nanggroe Aceh Darussalam. The term Bungong Jeumpa name means cempaka flower, which is a very famous flower in Aceh. This dance has been popular since the days of the kingdom in Aceh. The kingdom believed that the cempaka flower could bring a lot of sustenance for the welfare of its kingdom.

While the Bungong Jeumpa song begins when the cempaka flower grows wild and is large and tall and emits a distinctive fragrant smell. In Acehnese tradition, this flower is used as a symbol of beauty. Talking about the Bungong Jeumpa dance, this dance formation is done in groups. There are two basic movements, namely standing and sitting and performed simultaneously. This dance is dominated by footwork. This dance performance is carried out in groups to describe the beauty that is composed of attitudes of cohesiveness, togetherness, mutual respect, sincerity, and discipline. There are four floor patterns for this dance, including vertical, horizontal, circular, and diagonal floor patterns. The vertical floor pattern is a line of dancers forming a vertical line from front to back. While in a horizontal floor pattern, the dancers formed an angled line to the right or to the left. The circular floor pattern means that the dancers form a circle, and the diagonal floor pattern means that the dancers formed an angled line to the right or left.

Bungong Jeumpa dance is meaningful to describe the beauty of the Acehnese people. This dance is a form of love and pride of the people of Aceh for cempaka flowers. The costumes used by the dancers are one of the uniqueness of this dance. Generally, dancers wore a top, long pants covered with songket up to the knees, and a headband.

Tari Bungong Jeumpa

Tarian Bungong Jeumpa adalah kesenian yang berasal dari Provinsi Nanggroe Aceh Darussalam. Istilah nama Bungong Jeumpa berarti bunga cempaka, yaitu bunga yang sangat terkenal di Aceh. Tarian ini sudah populer sejak zaman kerajaan di Aceh. Kerajaan tersebut mempercayai bahwa bunga cempaka dapat mendatangkan rezeki yang banyak untuk kesejahteraan kerajaannya. Sementara lagu Bungong Jeumpa bermula saat bunga cempaka tumbuh liar dan berukuran besar nan tinggi serta mengeluarkan bau harum yang khas. Dalam tradisi Aceh, bunga ini digunakan sebagai simbol keindahan. Berbicara mengenai tarian Bungong Jeumpa, formasi tarian ini dilakukan berkelompok. Terdapat dua gerakan dasar, yaitu berdiri dan duduk dan dilakukan secara bersamaan. Tarian ini didominasi oleh gerakan kaki.

Pertunjukan tarian ini dilakukan secara berkelompok untuk menggambarkan keindahan yang disusun dari sikap-sikap kekompakan, kebersamaan, saling menghargai, kesungguhan, dan kedisiplinan. Terdapat empat pola lantai tarian ini, di antaranya yaitu, pola lantai vertikal, horizontal, melingkar, dan diagonal. Bentuk pola lantai vertikal berupa barisan penari yang membentuk garis vertikal dari depan ke belakang. Sementara dalam pola lantai horizontal, para penari akan membentuk garis menyudut kekanan atau ke kiri. Pola lantai melingkar artinya penari membentuk lingkaran, dan pola lantai diagonal berarti para penari akan membentuk garis menyudut ke kanan atau ke kiri.

Tarian Bungong Jeumpa bermakna untuk menggambarkan keindahan rakyat Aceh. Tarian ini adalah bentuk kecintaan dan kebanggaan masyarakat Aceh terhadap bunga cempaka. Kostum yang digunakan oleh para penari menjadi salah satu keunikan dari tarian ini. Umumnya, penari akan mengenakan baju atasan, celana panjang yang ditutupi kain songket hingga lutut, dan ikat kepala.

Lesson Plan (Experimental Class)

7th Meeting

Subjects : English

Class : X

Main Material : Application Peer Correction with devided into groups

Time Allocation : 105 minutes

A. STANDARD COMPETENCE

1. Appreciate and practice the teachings of the religion he adheres to.
2. Appreciate honest behavior, discipline, responsibility, caring, courtesy, curiosity, self-confidence, tolerance for internal motivation, healthy and environmentally friendly lifestyle) in interacting effectively with the social and natural environment within the reach of association and existence.
3. Understanding knowledge (factual, conceptual, and procedural) based on his curiosity about science, technology, art, culture related to visible phenomena and events.
4. Trying, processing, and presenting in the concrete realm (using, parsing, assembling, modifying, and creating) and abstract realms (writing, reading, counting, drawing, and composing) in accordance with what is learned in school and other sources in the same field. point of view/theory.

B. BASIC COMPETENCE

- 1.1. Grateful for opportunities to get learn English as communication language
international embodied in eager to learn.
- 2.3. Demonstrate responsible behavior responsibility, caring, cooperation, and love peace, in executing functional communication.

3.7. Analyze social function, structure text, and linguistic elements in the text

simple descriptive about people, tourist attractions and buildings famous historic, according to context of use.

4.8. Capture the meaning in the text simple oral and written descriptive.

4.9. Editing spoken and descriptive text write, simply, about people, tourist attraction, and famous historical buildings, taking into account social functions, text structure, and linguistic elements correct and in context.

4.10. Arrange oral and descriptive text write simply about people, tourist attractions and buildings famous historic, with paying attention to the purpose, structure of the text, and linguistic elements, correctly and according to context.

C. INDICATORS

Through this activity students are expected to be able to think critically in finding the wrong point in the other group's paragraph results.

D. ACTIVITIES

- step 1 Researcher say greetings to students and checks the attendance list of students.
- step 2 The researcher directed students to sit with their group mates at the previous meeting.
- step 3 Researchers distributed text sheets to each group to be corrected.
- step 4 Researcher closing the class.

Lesson Plan (Experimental Class)

8th Meeting

Subjects : English

Class : X

Main Material : Application Peer Correction with divided into groups

part 2

Time Allocation : 105 minutes

A. STANDARD COMPETENCE

1. Appreciate and practice the teachings of the religion he adheres to.
2. Appreciate honest behavior, discipline, responsibility, caring, courtesy, curiosity, self-confidence, tolerance for internal motivation, healthy and environmentally friendly lifestyle) in interacting effectively with the social and natural environment within the reach of association and existence.
3. Understanding knowledge (factual, conceptual, and procedural) based on his curiosity about science, technology, art, culture related to visible phenomena and events.
4. Trying, processing, and presenting in the concrete realm (using, parsing, assembling, modifying, and creating) and abstract realms (writing, reading, counting, drawing, and composing) in accordance with what is learned in school and other sources in the same field. point of view/theory.

B. BASIC COMPETENCE

- 1.1. Grateful for opportunities to get learn English as communication language international embodied in eager to learn.
- 2.3. Demonstrate responsible behavior responsibility, caring, cooperation, and love peace, in executing functional communication.

3.7. Analyze social function, structure text, and linguistic elements in the text

simple descriptive about people, tourist attractions and buildings famous historic, according to context of use.

4.8. Capture the meaning in the text simple oral and written descriptive.

4.9. Editing spoken and descriptive text write, simply, about people, tourist attraction, and famous historical buildings, taking into account social functions, text structure, and linguistic elements correct and in context.

4.10. Arrange oral and descriptive text write simply about people, tourist attractions and buildings famous historic, with paying attention to the purpose, structure of the text, and linguistic elements, correctly and according to context.

C. INDICATORS

Through this activity students are expected to be able to think critically in finding the wrong point in the other group's paragraph results.

D. ACTIVITIES

- Step 1 Researcher say greetings to students and checks the attendance list of students.
- Step 2 The researcher asked each group to present another group's text that they had corrected.
- Step 3 Other groups listen to the group presenting the results of their corrections.
- Step 4 After all groups have presented their correction results, the researcher gave the final correction of their correction results.
- Step 5 The researcher take the students' paper and then closed today's class.

Lesson Plan (Control Class)**1st Meeting****Subjects : English****Class : X****Main Material : Definition Descriptive text****Time Allocation : 105 minutes****A. STANDARD COMPETENCE**

1. Appreciate and practice the teachings of the religion he adheres to.
2. Appreciate honest behavior, discipline, responsibility, caring, courtesy, curiosity, self-confidence, tolerance for internal motivation, healthy and environmentally friendly lifestyle) in interacting effectively with the social and natural environment within the reach of association and existence.
3. Understanding knowledge (factual, conceptual, and procedural) based on his curiosity about science, technology, art, culture related to visible phenomena and events.
4. Trying, processing, and presenting in the concrete realm (using, parsing, assembling, modifying, and creating) and abstract realms (writing, reading, counting, drawing, and composing) in accordance with what is learned in school and other sources in the same field. point of view/theory.

B. BASIC COMPETENCE

- 1.1. Grateful for opportunities to get learn English as communication language
international embodied in eager to learn.
- 2.3. Demonstrate responsible behavior responsibility, caring, cooperation, and love peace, in executing functional communication.

3.7. Analyze social function, structure text, and linguistic elements in the text

simple descriptive about people, tourist attractions and buildings famous historic, according to context of use.

4.8. Capture the meaning in the text simple oral and written descriptive.

4.9. Editing spoken and descriptive text write, simply, about people, tourist attraction, and famous historical buildings, taking into account social functions, text structure, and linguistic elements correct and in context.

4.10. Arrange oral and descriptive text write simply about people, tourist attractions and buildings famous historic, with paying attention to the purpose, structure of the text, and linguistic elements, correctly and according to context.

C. INDICATORS

Through this activity students are expected to be able to :

1. Understand the definition of descriptive text.
2. Understand the purpose in the descriptive text.
3. Understand the generic structure in the descriptive text.
5. Understand the characteristics in the descriptive text.
6. Understand the main points in the descriptive text.

D. ACTIVITIES

- Step 1 Researcher say greetings to students and checks the attendance list of students.
- Step 2 Researchers and students introduce themselves to each other.
- Step 3 Asking questions that link previous knowledge about descriptive text.
- Step 4 Researcher explain the material about descriptive text.
- Step 5 Students write what the researcher has explained.
- Step 6 researcher give example in descriptive text.

Step 7 The researcher held a quiz about descriptive text material.

Step 8 Researcher closing the class.



Lesson Plan (Control Class)**2nd Meeting****Subjects : English****Class : X****Main Material : My Best Friends****Time Allocation : 105 minutes****A. STANDARD COMPETENCE**

1. Appreciate and practice the teachings of the religion he adheres to.
2. Appreciate honest behavior, discipline, responsibility, caring, courtesy, curiosity, self-confidence, tolerance for internal motivation, healthy and environmentally friendly lifestyle) in interacting effectively with the social and natural environment within the reach of association and existence.
3. Understanding knowledge (factual, conceptual, and procedural) based on his curiosity about science, technology, art, culture related to visible phenomena and events.
4. Trying, processing, and presenting in the concrete realm (using, parsing, assembling, modifying, and creating) and abstract realms (writing, reading, counting, drawing, and composing) in accordance with what is learned in school and other sources in the same field. point of view/theory.

B. BASIC COMPETENCE

- 1.1. Grateful for opportunities to get learn english as communication language
international embodied in eager to learn.
- 2.3. Demonstrate responsible behavior responsibility, caring, cooperation, and love peace, in executing functional communication.

3.7. Analyze social function, structure text, and linguistic elements in the text

simple descriptive about people, tourist attractions and buildings famous historic, according to context of use.

4.8. Capture the meaning in the text simple oral and written descriptive.

4.9. Editing spoken and descriptive text write, simply, about people, tourist attraction, and famous historical buildings, taking into account social functions, text structure, and linguistic elements correct and in context.

4.10. Arrange oral and descriptive text write simply about people, tourist attractions and buildings famous historic, with paying attention to the purpose, structure of the text, and linguistic elements, correctly and according to context.

C. INDICATORS

Through this activity students are expected to be able to :

1. Understand in making descriptive text correctly.
2. Make paragraphs according to the theme and existing rules.

D. ACTIVITIES

Step 1 Researcher say greetings to students and checks the attendance list of students.

Step 2 Researchers provide instructions and rules in making paragraphs.

Step 3 Students begin to write paragraphs.

Step 4 Students who have finished writing their paragraphs then submit them to the researcher.

Step 5 Researcher closing the class.

E. MATERIALS

Rule !

Dalam membuat paragraf ada beberapa aturan yaitu :

1. Paragraph minimal berjumlah 8 baris.
2. Diperbolehkan membuka kamus.
3. Tidak diperkenankan menjiplak paragraph teman yang lain meskipun negara yang disukai sama.



Lesson Plan (Control Class)

3rd Meeting

Subjects : English

Class : X

Main Material : My Best Friends part 2

Time Allocation : 105 minutes

A. STANDARD COMPETENCE

1. Appreciate and practice the teachings of the religion he adheres to.
2. Appreciate honest behavior, discipline, responsibility, caring, courtesy, curiosity, self-confidence, tolerance for internal motivation, healthy and environmentally friendly lifestyle) in interacting effectively with the social and natural environment within the reach of association and existence.
3. Understanding knowledge (factual, conceptual, and procedural) based on his curiosity about science, technology, art, culture related to visible phenomena and events.
4. Trying, processing, and presenting in the concrete realm (using, parsing, assembling, modifying, and creating) and abstract realms (writing, reading, counting, drawing, and composing) in accordance with what is learned in school and other sources in the same field. point of view/theory.

B. BASIC COMPETENCE

- 1.1. Grateful for opportunities to get learn English as communication language
international embodied in eager to learn.
- 2.3. Demonstrate responsible behavior responsibility, caring, cooperation, and love peace, in executing functional communication.

3.7. Analyze social function, structure text, and linguistic elements in the text

simple descriptive about people, tourist attractions and buildings famous historic, according to context of use.

4.8. Capture the meaning in the text simple oral and written descriptive.

4.9. Editing spoken and descriptive text write, simply, about people, tourist attraction, and famous historical buildings, taking into account social functions, text structure, and linguistic elements correct and in context.

4.10. Arrange oral and descriptive text write simply about people, tourist attractions and buildings famous historic, with paying attention to the purpose, structure of the text, and linguistic elements, correctly and according to context.

C. INDICATORS

Through this activity students are expected to be able to know where the mistakes in the text they made and make their own justifications.

D. ACTIVITIES

- step 1 Researcher say greetings to students and checks the attendance list of students.
- step 2 The researcher called the names of the students one by one to the teacher's table.
- step 3 The researcher explained to the students the wrong part in the text they made.
- step 4 Researcher closing the class.

Lesson Plan (Control Class)**4th Meeting****Subjects : English****Class : X****Main Material : Indonesian Traditional Dance****Time Allocation : 105 minutes****A. STANDARD COMPETENCE**

1. Appreciate and practice the teachings of the religion he adheres to.
2. Appreciate honest behavior, discipline, responsibility, caring, courtesy, curiosity, self-confidence, tolerance for internal motivation, healthy and environmentally friendly lifestyle) in interacting effectively with the social and natural environment within the reach of association and existence.
3. Understanding knowledge (factual, conceptual, and procedural) based on his curiosity about science, technology, art, culture related to visible phenomena and events.
4. Trying, processing, and presenting in the concrete realm (using, parsing, assembling, modifying, and creating) and abstract realms (writing, reading, counting, drawing, and composing) in accordance with what is learned in school and other sources in the same field. point of view/theory.

B. BASIC COMPETENCE

- 1.1. Grateful for opportunities to get learn English as communication language
international embodied in eager to learn.
- 2.3. Demonstrate responsible behavior responsibility, caring, cooperation, and love peace, in executing functional communication.

3.7. Analyze social function, structure text, and linguistic elements in the text

simple descriptive about people, tourist attractions and buildings famous historic, according to context of use.

4.8. Capture the meaning in the text simple oral and written descriptive.

4.9. Editing spoken and descriptive text write, simply, about people, tourist attraction, and famous historical buildings, taking into account social functions, text structure, and linguistic elements correct and in context.

4.10. Arrange oral and descriptive text write simply about people, tourist attractions and buildings famous historic, with paying attention to the purpose, structure of the text, and linguistic elements, correctly and according to context.

C. INDICATORS

Through this activity students are expected to be able to Understand in making descriptive text correctly.

D. ACTIVITIES

- step 1 Researcher say greetings to students and checks the attendance list of students.
- step 2 The researcher directs students to make descriptive texts using the theme "**Indonesian Traditional Dance**".
- step 3 Students who have completed the text then provide the results to the researcher.
- step 4 Researcher closing the class.

E. MATERIALS

Example :

Bungong Jeumpa Dance

Bungong Jeumpa dance is an art originating from the Province of Nanggroe Aceh Darussalam. The term Bungong Jeumpa name means cempaka flower, which is a very famous flower in Aceh. This dance has been popular since the days of the kingdom in Aceh. The kingdom believed that the cempaka flower could bring a lot of sustenance for the welfare of its kingdom.

While the Bungong Jeumpa song begins when the cempaka flower grows wild and is large and tall and emits a distinctive fragrant smell. In Acehese tradition, this flower is used as a symbol of beauty. Talking about the Bungong Jeumpa dance, this dance formation is done in groups. There are two basic movements, namely standing and sitting and performed simultaneously. This dance is dominated by footwork. This dance performance is carried out in groups to describe the beauty that is composed of attitudes of cohesiveness, togetherness, mutual respect, sincerity, and discipline. There are four floor patterns for this dance, including vertical, horizontal, circular, and diagonal floor patterns. The vertical floor pattern is a line of dancers forming a vertical line from front to back. While in a horizontal floor pattern, the dancers formed an angled line to the right or to the left. The circular floor pattern means that the dancers form a circle, and the diagonal floor pattern means that the dancers formed an angled line to the right or left.

Bungong Jeumpa dance is meaningful to describe the beauty of the Acehese people. This dance is a form of love and pride of the people of Aceh for cempaka flowers. The costumes used by the dancers are one of the uniqueness of this dance. Generally, dancers wore a top, long pants covered with songket up to the knees, and a headband.

Tari Bungong Jeumpa

Tarian Bungong Jeumpa adalah kesenian yang berasal dari Provinsi Nanggroe Aceh Darussalam. Istilah nama Bungong Jeumpa berarti bunga cempaka, yaitu bunga yang sangat terkenal di Aceh. Tarian ini sudah populer sejak zaman kerajaan di Aceh. Kerajaan tersebut mempercayai bahwa bunga cempaka dapat mendatangkan rezeki yang banyak untuk kesejahteraan kerajaannya. Sementara lagu Bungong Jeumpa bermula saat bunga cempaka tumbuh liar dan berukuran besar nan tinggi serta mengeluarkan bau harum yang khas. Dalam tradisi Aceh, bunga ini digunakan sebagai simbol keindahan. Berbicara mengenai tarian Bungong Jeumpa, formasi tarian ini dilakukan berkelompok. Terdapat dua gerakan dasar, yaitu berdiri dan duduk dan dilakukan secara bersamaan. Tarian ini didominasi oleh gerakan kaki.



Lesson Plan (Control Class)**5th Meeting****Subjects : English****Class : X****Main Material : Indonesian Traditional Dance 2****Time Allocation : 105 minutes****A. STANDARD COMPETENCE**

1. Appreciate and practice the teachings of the religion he adheres to.
2. Appreciate honest behavior, discipline, responsibility, caring, courtesy, curiosity, self-confidence, tolerance for internal motivation, healthy and environmentally friendly lifestyle) in interacting effectively with the social and natural environment within the reach of association and existence.
3. Understanding knowledge (factual, conceptual, and procedural) based on his curiosity about science, technology, art, culture related to visible phenomena and events.
4. Trying, processing, and presenting in the concrete realm (using, parsing, assembling, modifying, and creating) and abstract realms (writing, reading, counting, drawing, and composing) in accordance with what is learned in school and other sources in the same field. point of view/theory.

B. BASIC COMPETENCE

- 1.1. Grateful for opportunities to get learn English as communication language
international embodied in eager to learn.
- 2.3. Demonstrate responsible behavior responsibility, caring, cooperation, and love peace, in executing functional communication.

3.7. Analyze social function, structure text, and linguistic elements in the text

simple descriptive about people, tourist attractions and buildings famous historic, according to context of use.

4.8. Capture the meaning in the text simple oral and written descriptive.

4.9. Editing spoken and descriptive text write, simply, about people, tourist attraction, and famous historical buildings, taking into account social functions, text structure, and linguistic elements correct and in context.

4.10. Arrange oral and descriptive text write simply about people, tourist attractions and buildings famous historic, with paying attention to the purpose, structure of the text, and linguistic elements, correctly and according to context.

C. INDICATORS

Through this activity students are expected to be able to know where the mistakes in the text they made and make their own justifications.

D. ACTIVITIES

- step 1 Researcher say greetings to students and checks the attendance list of students.
- step 2 The researcher called the names of the students one by one to the teacher's table.
- step 3 The researcher explained to the students the wrong part in the text they made.
- step 4 Researcher closing the class.

Lesson Plan (Control Class)**6th Meeting****Subjects : English****Class : X****Main Material : The Most Beautiful Mosque****Time Allocation : 105 minutes****A. STANDARD COMPETENCE**

1. Appreciate and practice the teachings of the religion he adheres to.
2. Appreciate honest behavior, discipline, responsibility, caring, courtesy, curiosity, self-confidence, tolerance for internal motivation, healthy and environmentally friendly lifestyle) in interacting effectively with the social and natural environment within the reach of association and existence.
3. Understanding knowledge (factual, conceptual, and procedural) based on his curiosity about science, technology, art, culture related to visible phenomena and events.
4. Trying, processing, and presenting in the concrete realm (using, parsing, assembling, modifying, and creating) and abstract realms (writing, reading, counting, drawing, and composing) in accordance with what is learned in school and other sources in the same field. point of view/theory.

B. BASIC COMPETENCE

- 1.1. Grateful for opportunities to get learn English as communication language
international embodied in eager to learn.
- 2.3. Demonstrate responsible behavior responsibility, caring, cooperation, and love peace, in executing functional communication.

3.7. Analyze social function, structure text, and linguistic elements in the text

simple descriptive about people, tourist attractions and buildings famous historic, according to context of use.

4.8. Capture the meaning in the text simple oral and written descriptive.

4.9. Editing spoken and descriptive text write, simply, about people, tourist attraction, and famous historical buildings, taking into account social functions, text structure, and linguistic elements correct and in context.

4.10. Arrange oral and descriptive text write simply about people, tourist attractions and buildings famous historic, with paying attention to the purpose, structure of the text, and linguistic elements, correctly and according to context.

C. INDICATORS

Through this activity students are expected to be able to Understand in making descriptive text correctly.

D. ACTIVITIES

- Step 1 Researcher say greetings to students and checks the attendance list of students.
- Step 2 The researcher divide students into several groups.
- Step 3 The researcher gives directions to make a descriptive text with the theme "The Most Beautiful Mosque".
- Step 4 Researcher closing the class.

E. MATERIALS

Example :

Masjidil Haram, Mekkah

Undoubtedly, the Grand Mosque is the largest mosque in the world which also has plenary beauty. This mosque is the holiest place for Muslims around the world. Almost every day, the mosque in the city of Mecca is filled with worshipers from all over the world, both those who perform Umrah, Hajj, and the surrounding community.

Having an area of more than 40 thousand hectares, the mosque which surrounds the Kaaba can accommodate up to 4 million worshipers at one time. Besides being wide, the appearance of the Grand Mosque is also so magnificent. It's not surprising that it's called the most beautiful mosque in the world, Moms. The Grand Mosque has hundreds of entrances and towers that soar high. Inside the Haram Mosque there are many historical buildings, such as the Black Stone, Maqam Ibrahim, the zam-zam well, and others.



Lesson Plan (Control Class)**7th Meeting****Subjects : English****Class : X****Main Material : The Most Beautiful Mosque 2****Time Allocation : 105 minutes****A. STANDARD COMPETENCE**

1. Appreciate and practice the teachings of the religion he adheres to.
2. Appreciate honest behavior, discipline, responsibility, caring, courtesy, curiosity, self-confidence, tolerance for internal motivation, healthy and environmentally friendly lifestyle) in interacting effectively with the social and natural environment within the reach of association and existence.
3. Understanding knowledge (factual, conceptual, and procedural) based on his curiosity about science, technology, art, culture related to visible phenomena and events.
4. Trying, processing, and presenting in the concrete realm (using, parsing, assembling, modifying, and creating) and abstract realms (writing, reading, counting, drawing, and composing) in accordance with what is learned in school and other sources in the same field. point of view/theory.

B. BASIC COMPETENCE

- 1.1. Grateful for opportunities to get learn English as communication language
international embodied in eager to learn.
- 2.3. Demonstrate responsible behavior responsibility, caring, cooperation, and love peace, in executing functional communication.

3.7. Analyze social function, structure text, and linguistic elements in the text

simple descriptive about people, tourist attractions and buildings famous historic, according to context of use.

4.8. Capture the meaning in the text simple oral and written descriptive.

4.9. Editing spoken and descriptive text write, simply, about people, tourist attraction, and famous historical buildings, taking into account social functions, text structure, and linguistic elements correct and in context.

4.10. Arrange oral and descriptive text write simply about people, tourist attractions and buildings famous historic, with paying attention to the purpose, structure of the text, and linguistic elements, correctly and according to context.

C. INDICATORS

Through this activity students are expected to be able to know where the mistakes in the text they made and make their own justifications.

D. ACTIVITIES

- Step 1 Researcher say greetings to students checks the attendance list of students.
- Step 2 The researcher calling one by one the group to the teacher's table to be given an explanation about the wrong part of the text they made.
- Step 3 The group that already knew where their mistakes were started corrected their text and submitted it back to the researcher.
- Step 4 Researcher closing the class.

Lesson Plan (Control Class)**8th Meeting****Subjects : English****Class : X****Main Material : Quiz****Time Allocation : 105 minutes****A. STANDARD COMPETENCE**

1. Appreciate and practice the teachings of the religion he adheres to.
2. Appreciate honest behavior, discipline, responsibility, caring, courtesy, curiosity, self-confidence, tolerance for internal motivation, healthy and environmentally friendly lifestyle) in interacting effectively with the social and natural environment within the reach of association and existence.
3. Understanding knowledge (factual, conceptual, and procedural) based on his curiosity about science, technology, art, culture related to visible phenomena and events.
4. Trying, processing, and presenting in the concrete realm (using, parsing, assembling, modifying, and creating) and abstract realms (writing, reading, counting, drawing, and composing) in accordance with what is learned in school and other sources in the same field. point of view/theory.

B. BASIC COMPETENCE

- 1.1. Grateful for opportunities to get learn English as communication language international embodied in eager to learn.
- 2.3. Demonstrate responsible behavior responsibility, caring, cooperation, and love peace, in executing functional communication.

3.7. Analyze social function, structure text, and linguistic elements in the text

simple descriptive about people, tourist attractions and buildings famous historic, according to context of use.

4.8. Capture the meaning in the text simple oral and written descriptive.

4.9. Editing spoken and descriptive text write, simply, about people, tourist attraction, and famous historical buildings, taking into account social functions, text structure, and linguistic elements correct and in context.

4.10. Arrange oral and descriptive text write simply about people, tourist attractions and buildings famous historic, with paying attention to the purpose, structure of the text, and linguistic elements, correctly and according to context.

C. INDICATORS

Through this activity students are expected to be able to know well related to descriptive text.

D. ACTIVITIES

- Step 1 The researcher say greetings to students checks the attendance list of students.
- Step 2 Researchers gave 30 minutes to re-read their books related to descriptive text.
- Step 3 The researcher gave questions related to descriptive text.
- Step 4 Students who want to answer are asked to raise their hands.
- Step 5 The researcher closes the class.

E. MATERIALS

- a. Pengertian Descriptive Text

Descriptive text adalah teks yang menjelaskan tentang suatu hal. Baik orang, benda, peristiwa, atau tempat. Deskriptif teks memberikan

penjelasan secara rinci agar pembaca paham objek informasi yang mereka cari.

b. Tujuan Descriptive Text

Tujuan dari teks descriptive teks hanya ada satu, yaitu untuk menggambarkan, mewakili atau mengungkapkan seseorang atau suatu objek, baik abstrak maupun konkret. Inilah mengapa deskriptif teks ditulis dengan bahasa lugas dan singkat, agar teks ini mudah dipahami.

c. Struktur Descriptive Text

Deskriptif teks memiliki dua struktur, yaitu identification (pendahuluan) dan Description (penjabaran). Berikut penjelasannya :

- Identification (pendahuluan)

Identification berisi tentang pengenalan atau penjelasan tentang tokoh utama yang akan di deskripsikan. Bagian ini terletak pada paragraf pertama. Tokoh dapat berupa orang, tempat, objek, atau peristiwa.

- Description (penjabaran)

Bagian description berisi penjelasan secara jelas dan khusus tentang ciri-ciri, sifat, kebiasaan, atau hal-hal lain yang berkaitan dengan objek yang akan dideskripsikan.

d. Ciri-ciri Descriptive Text

Deskriptif teks memiliki 4 ciri-ciri khusus. Berikut penjelasannya:

- Menggunakan simple present tense

Deskriptif menggunakan simple present tense untuk menjelaskan suatu fakta atau kebenaran yang terdapat dalam suatu hal atau orang.

- Menggunakan banyak adjective

Adjective dikenal dengan kata sifat, seperti baik-buruk, besar-kecil. Adjective digunakan karena descriptive teks akan menjelaskan sifat-sifat dari suatu benda, manusia, atau binatang.

- Terdapat relating verb

Relating verb adalah jenis kata kerja yang berusaha sebagai penghubung terhadap penjelasan kata benda yang menjadi subjek, seperti *be*, *have*, *seem*. Deskriptif teks banyak menggunakan relating verb sebagai penghubung antara subjek dengan penjelasannya.

- Deskriptif teks hanya memiliki satu focus yaitu untuk menjelaskan suatu objek.

e. Contoh Descriptive Text

Agar lebih memahami descriptive text, simak contoh descriptive text dibawah:

Jennifer is my childhood friend. **(introduction)** We were neighbor and we always went to the same school. Jennifer is shorter than me and is wearing a pair of glasses. She has blonde hair and pointed nose, just like her mother. Her favorite food is sate and fried rice. We often play some videogames together in her house. Sometimes we love to cycled around neighborhood. We still best friends until today. Even when she lives abroad, we still keep in touch. **(description)**

Post-Test (Experimental and Control Class)

Subjects : English

Class : X

Main Material : Your Best Friends

Time Allocation : 105 minutes

A. STANDARD COMPETENCE

1. Appreciate and practice the teachings of the religion he adheres to.
2. Appreciate honest behavior, discipline, responsibility, caring, courtesy, curiosity, self-confidence, tolerance for internal motivation, healthy and environmentally friendly lifestyle) in interacting effectively with the social and natural environment within the reach of association and existence.
3. Understanding knowledge (factual, conceptual, and procedural) based on his curiosity about science, technology, art, culture related to visible phenomena and events.
4. Trying, processing, and presenting in the concrete realm (using, parsing, assembling, modifying, and creating) and abstract realms (writing, reading, counting, drawing, and composing) in accordance with what is learned in school and other sources in the same field. point of view/theory.

B. BASIC COMPETENCE

- 1.1. Grateful for opportunities to get learn English as communication language international embodied in eager to learn.
- 2.3. Demonstrate responsible behavior responsibility, caring, cooperation, and love peace, in executing functional communication.
- 3.7. Analyze social function, structure text, and linguistic elements in the text

simple descriptive about people, tourist attractions and buildings famous historic, according to context of use.

4.8. Capture the meaning in the text simple oral and written descriptive.

4.9. Editing spoken and descriptive text write, simply, about people, tourist attraction, and famous historical buildings, taking into account social functions, text structure, and linguistic elements correct and in context.

4.10. Arrange oral and descriptive text write simply about people, tourist attractions and buildings famous historic, with paying attention to the purpose, structure of the text, and linguistic elements, correctly and according to context.

C. INDICATORS

Through this activity students are expected to be able to :

1. Answer questions correctly regarding the meaning, purpose, characteristic of the descriptive text.
2. Make a paragraph using descriptive text with the theme “ **My Best Friends** “.

D. ACTIVITIES

- Step 1 The researcher asked students to take a sheet of paper and write their name.
- Step 2 The researcher asked students to answer the test.
- Step 3 The researcher asked the students to open the dictionary if they found difficult words.
- Step 4 Students do their own assignments based on instructions from the researcher.
- Step 5 Students write their answer according to what they have encountered.
- Step 6 The researcher take the students' paper and then closed today's class.

TEST

Name :

Class :

Phone Number :

Direction !

Answer the Question Below Properly and Correctly !

5. What is the definition of descriptive text ?
6. What is the purpose of descriptive text ?
7. What are the characteristic of descriptive text ?
8. Make a paragraph of descriptive text (theme: **My Best Friends**) !

Rule !

Dalam membuat paragraf ada beberapa aturan yaitu :

4. Paragraph minimal berjumlah 8 baris.
5. Diperbolehkan membuka kamus.
6. Tidak diperkenankan menjiplak paragraph teman yang lain meskipun mata pelajaran yang disukai sama.

Treatment in process



Post-test results of one of student in MIA 1

No.: 112121

Date: 11/11/2021

4. South Korea is e-pop heaven. Korea is a country in East Asia covering the southern part of the Korean Peninsula. The name "Korea" itself comes from the word Goryeo, which is the name of a dynasty founded by Goryeo Wang Gwon in 918 AD. Goryeo means "high and clear". To the north, South Korea borders North Korea. The capital city of South Korea is Seoul.

Group photo on the last day



UNIVERSITAS ISLAM NEGERI
ALAUDDIN
M A K A S S A R

CURRICULUM VITAE



The researcher with the thesis entitled Peer Correction Technique in Improving Writing Ability in Descriptive Text at The First Grade Students of MA Madani Alauddin Pao-Pao named Nurul Huda was born in Samarinda, East Kalimantan on August 10, 1998 and is the second of three children of the couple Wahab Syahrani and Indrawati. The researcher graduated from elementary school at SD Negeri 001 Samarinda Ilir in 2010 and continued her education at SMP Negeri 5 Alla in 2013 and at the high school level the researcher graduated from MAN 1 Makassar for three years and graduated in 2016. The researcher then continued her higher education at UIN Alauddin Makassar in the English Language Education Department, Faculty of Tarbiyah and Teacher Training. In the field of education, she gained a lot of knowledge and experience about English especially for teaching.

UNIVERSITAS ISLAM NEGERI
ALAUDDIN
 MAKASSAR