

**CORRELATION BETWEEN STUDENTS' SELF-EFFICACY AND
SPEAKING PERFORMANCE IN
UPT SMA NEGERI 1 BONE**



A Thesis

*Submitted in partial Fulfillment of the Requirements for the Degree of
Sarjana Humaniora in English and Literature Department of Adab and
Humanities Faculty of Alauddin State Islamic University of Makassar*

BY:

EKKY RESKIANTY AMIR
Reg. Num : 40300119023

**ENGLISH AND LITERATURE DEPARTMENT
ADAB AND HUMANITIES FACULTY
ALAUDDIN STATE ISLAMIC UNIVERSITY OF MAKASSAR
2024**

PERNYATAAN KEASLIAN SKRIPSI

Dengan penuh kesadaran penulis yang bertandatangan di bawah ini menyatakan bahwa skripsi ini benar-benar adalah hasil karya penulis sendiri dan jika kemudian terbukti merupakan duplikat, tiruan, plagiat, atau dibuat orang lain secara keseluruhan ataupun sebagian, maka skripsi ini dan gelar yang diperoleh batal demi hukum.

Gowa, 04 Maret 2024

Penulis



Ekky Reskianty Amir
40300119023



UNIVERSITAS ISLAM NEGERI
ALAUDDIN
M A K A S S A R




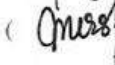


PENGESAHAN SKRIPSI

Skripsi yang berjudul "Correlation Between Students' Self-Efficacy and Speaking Performance in UPT SMAN 1 Bone", yang disusun oleh saudara/i EKKY RESKIANTY AMIR NIM: 40300119023, mahasiswa Jurusan Bahasa dan Sastra Inggris pada Fakultas Adab dan Humaniora UIN Alauddin Makassar, telah disetujui dan dipertahankan dalam sidang munaqasyah yang diselenggarakan pada hari Selasa, tanggal 20 Februari 2024, dinyatakan telah dapat diterima sebagai salah satu syarat untuk memperoleh gelar Sarjana Humaniora (S.Hum), pada Fakultas Adab dan Humaniora Jurusan Bahasa dan Sastra Inggris, dengan beberapa perbaikan.

Gowa, 20 Februari 2024

DEWAN PENGUJI

Ketua : Prof. Dr. H. Barsihannor, M.Ag
Sekretaris : Dr. Sardian Maharani Asnur, S.Pd., M.Pd
Munaqisy I : Dr. Jumharia Djamereng, M.Hum
Munaqisy II : Dr. Hj. Nuri Emmiyati, M.Pd
Pembimbing I : Dr. Serliah Nur, S.Pd., M.Hum., M.Ed
Pembimbing II : Dr. Sardian Maharani Asnur, S.Pd., M.Pd


()
()
()
()
()

Diketahui Oleh:

Dekan Fakultas Adab dan Humaniora,
UIN Alauddin Makassar.




Prof. Dr. H. Barsihannor., M.Ag
NIP. 196910121996031003

ACKNOWLEDGMENT

بِسْمِ اللَّهِ الرَّحْمَنِ الرَّحِيمِ

Assalamualaikum Warahmatullahi Wabarakatuh.

By mentioning the name of Allah swt. the Most Compassionate, the Most Merciful, Praise the author's gratitude for His blessings, who has bestowed His grace, guidance, and inayah to me, so that I can complete this thesis. This thesis is based on the results of a study entitled "Correlation Between Students' Self-Efficacy and Speaking Performance in UPT SMAN 1 Bone". This thesis is submitted in order to complete the strata ohne study to achieve a bachelor's degree in humanities and this thesis is expected to provide benefits for all interested parties.

Special thanks to my father Muh. Amir Batari, S.Sos., M.Si and my beloved mother Iramayanty H who have always prayed, guided and cared for me wholeheartedly since childhood until I was able to complete my thesis as one of getting a bachelors degree S.Hum. Endless thanks to both rparents for all the support provided both material and non-material support.

My deepest gratitude goes to various parties who have helped and encouraged the author in the process of completing this thesis:

1. Prof. Dr. Hamdan Juhannis M.A., Ph.D. as the rector of Alauddin Makassar State Islamic University, Prof. Dr. Mardan, M.Ag. As the Vice Chancellor 1 for Academic Development of Institutions of Alauddin State Islamic University Makassar, Mr. Dr. Wahyudin, M.Hum. as the Vice Chancellor 2 for General

- Administration and Financial Planning of Alauddin State Islamic University Makassar, Prof. Dr. Darussalam, M.Ag. as the Vice Chancellor 3 for Student Affairs and Cooperation of Alauddin State Islamic University Makassar..
2. Mr. Dr. H. Barsihannor, M.Ag. as Dean of the Faculty of Adab and Humanities, State Islamic University of Alauddin Makassar, Prof. Dr. Muh. Yusuf, S.Ag., M.Pd. I. as Vice Dean 1 for Academic Affairs and Institutional Development of the Faculty of Adab and Humanities, Dr. Irvan Mulyadi, S. Ag, S.S., M.A. as Vice Dean 2 for General Administration, Planning, and Finance of the Faculty of Adab and Humanities, Dr. Nurkhalis A. Gaffar, M.Hum. as Vice Dean 3 for Student Affairs and Cooperation of the Faculty of Adab and Humanities.
 3. Dr. Rosma Tami, S.Ag., M.Sc., M.A. as the Head of English Language and Literature Department, and Sandra Dewi Dahlan, S.PD., M.A. as the Secretary of English Language and Literature Department, Faculty of Adab and Humanities. As well as all Staff of English Language and Literature Department, Faculty of Adab and Humanities who have provided academic services while in lectures.
 4. The researcher expresses her highest appreciation and gratitude to Dr. Serliah Nur, S.Pd., M.Hum., M.Ed. as the first supervisor and Dr. Sardian Maharani Asnur, S.Pd., M.Pd. as the second supervisor. My gratitude also goes to the examiners Dr. Jumharia Djamereng, M.Hum and Dr. Hj. Nuri Emmiyati, M.Pd.
 5. I would also thank to the owner NIM 919024 who have gived support, help, accompany, even be a good listener until this thesis is completed and also my sister Cika, my little brother Elu Saadan who have added enthusiasm.

6. To TGIF, Fariha, Wahida, Kalling, Nukec. Thank to be loyal friends starting for fresh year student until now.
7. To Ahli Syurga, Shkptr, Anastasya, Zari. Thank you for helping in the process of this thesis journey,
8. Thank to AG 1-2 class, for all forms of assistance provided to researchers during collage life.

All parties who have helped in completing the research that cannot be mentioned one by one. May Allah SWT always give multiple rewards for all the help given. Finally, with humility, the author conveys that no human being is free from mistakes and oversights, therefore, the author hopes for criticism and suggestions from readers so that the author can make better scientific work than before. Hopefully this thesis can add knowledge and be useful for all of us.

Gowa, 20th February 2024
The Researcher,




Ekky Reskianty Amir
Reg. Num 40300119023

UNIVERSITAS ISLAM NEGERI
ALAUDDIN
M A K A S S A R

TABLE OF CONTENTS

PERNYATAAN KEASLIAN SKRIPSI.....	i
PENGESAHAN SKRIPSI.....	ii
PERSETUJUAN PEMBIMBING.....	iii
APPROVAL SHEET FOR THESIS	iv
ACKNOWLEDGMENT.....	v
TABLE OF CONTENT	viii
ABSTRACT.....	x
I. INTRODUCTION	1
A. Background	1
B. Research Question.....	4
C. Objective of the Study.....	4
D. Significance of the Study	4
1. Theoretically	4
2. Practically.....	5
E. Scope of the Study	5
II. THEORITICAL FRAMEWORK	6
A. Previous Findings.....	6
B. Partinent Idea	8
1. Psycholinguistic	8
2. Self-Efficacy	8
3. Speaking Performance	16
C. Research Hypothesis	21
D. Conceptual Framework	22
III. RESEARCH METHODOLOGY.....	23
A. Research Design.....	23
B. Location and time of the Research.....	24
C. Population and Sample.....	24
D. Operational Definition	25
E. Research Instruments	26

F. Data Collection Technique.....	28
G. Data Analysis Technique	28
IV. FINDINGS AND DISCUSSION.....	31
A. Findings.....	31
B. Discussion	52
V. CONCLUSION AND SUGGESTION.....	58
A. Conclusion.....	58
B. Suggestion.....	58
VI. BIBLIOGRAPHY.....	59
APPENDICES	62
AUTOBIOGRAPHY.....	89



UNIVERSITAS ISLAM NEGERI
ALAUDDIN
 M A K A S S A R

ABSTRACT

Name : Ekky Reskianty Amir
Reg. Number : 40300119023
Major : English and Literature Department
Title : Correlation Between Students' Self-Efficacy and Speaking Performance in UPT SMAN 1 Bone
Supervisor 1 : Dr. Serliah Nur, S.Pd., M.Hum., M.Ed.
Supervisor 2 : Dr. Sardian Maharani Asnur, S.Pd., M.Pd.

Speaking skill is one of the main skills in English language. However, speaking skill are often seen as difficult, making them unsure of their abilities. This study aims to find correlation between students self-efficacy and their speaking performance at SMAN 1 Bone. Correlational research used in this study using quantitative method. The population of this study is the eleventh grade students at UPT SMAN 1 Bone. This study took 20 students using purposive sampling technique. The data were collected through questionnaire and speaking test. The researcher used Carl Pearson's product-moment correlation to analyze the data using the SPSS 25. It was found that the pearson correlation value is 0.561. The correlation classification between variable X and variable Y is at the moderate level (0.40-0.599). Because the probability value <0.05 so that H1 is accepted and H0 is rejected. This means there is a positive relationship between the two variables.

Keywords : Self-Efficacy, Speaking Performance, Correlation

UNIVERSITAS ISLAM NEGERI
ALAUDDIN
M A K A S S A R

CHAPTER 1

INTRODUCTION

A. Background

As social beings, humans interact with the environment in which they live. Communication with the environment can occur by involving only one party, either through television, radio, and so on or by involving two reciprocal parties, such as through interviews or group discussions. It is hoped that information will be conveyed and information will be received. Information is divided between or among people employing the communication process through the same set of marks, behaviors, and symbols (Kustanti, Dewi. Prihmayadi, 2017). This must be separated from the language used so that information is conveyed correctly, and if one of the listeners or speakers cannot understand the other's speech, the meaning of what they say will be lost.

Communication tools in the form of language also have many differences in each region. English serves as an international language, with the hope that this language will make it easier for people from different areas or countries to communicate and understand a conversation.

As the epidemic continues to increase, English is a compulsory subject in high schools based on the Minister of education and Culture Regulation No. 70 of 2013. In addition to forming information insight, education aims to shape students attitudes and improve their talents. The ability to use the language system effectively indicates that learners use the language while studying either in groups or in pairs. One of the language used in education is English, to be fluent and correct in that

language they also practice clear speech and conversation. And that is one of the objectives of the lecture activities in class.

They need to practice English in an authentic setting, so they will find their English learning more enjoyable. The ability to communicate is valuable when learning English because it enables speakers to communicate ideas effectively. Speaking ability is a person's ability to express and convey thoughts, ideas, and feelings. Speaking is using spoken language to relate to one's intentions, including reviews, opinions, and emotions. The faculty of speech procedures an articulated flow of the sound system to express desires, ideas, feelings, and experiences to others.

The behavior shown by someone shows that he is willing to choose or determine how to act in certain situations included in attitude. These characteristics include respect for the value of English in their daily lives, curiosity, concern, persistent interest, attitude to learning English, and self-confidence. The benefits obtained from the ability to master skills are that it can train self-confidence, insight, and train themselves which will have an impact on the student's own series (Istiqomah:2021).

Rahmat (2000:109) states that belief can be considered something that everyone has in their life and how that person views himself as a whole by referring to self-concept. In short, confidence is the hope of the soul. Complete certainty and confidence that we can perform the task to the fullest extent of your skills and present it in the best light. In the Qur'an, Allah also confirms that we must be confident in Surah Al-Imran verse 139 :

وَلَا تَهِنُوا وَلَا تَحْزَنُوا وَأَنْتُمْ الْأَعْلَوْنَ إِنْ كُنْتُمْ مُؤْمِنِينَ

Translation :

Do not be weak, and do not (also) be sad, even though you are the people of the highest (degree), if you are people who believe. (Al-Imran: 139).

The verse above discusses the issue of self-confidence because it relates to the character and perspective of a believer who has high respect for himself and firm belief. A person view of their capacity to plan and carry out the actions necessary to obtain the desired type of performance is the definition of self-efficacy, according to Bandura theory. In addition, self-efficacy is also defined as a person perception of his capacity to control situations that can affect his life in carrying out his duties (Bandura:1994). Self-efficacy results from cognitive processes in the form of judgments, expectations, or ideas at the level at which people believe they can carry out certain activities or behaviors needed to achieve the desired results. The same is true for students' speaking ability. However, there were specific faults related to their ability to speak. Intellectual level, learning motivation, and psychological issues such as low confidence in public speaking and worrying about making mistakes in dialogue, especially when choosing tenses, were all considered (Schunk:2013).

Based on the pre-observation research at SMAN 1 Bone on February 3, 2003, the researcher found that some students in English subject, especially the speaking section, tend not to respond when the teacher asks a question. They will answer if they are pointed out by the teacher. And after talking with the subject teacher, the students characters tend to vary. Some students act like calm players. In

other words, they answer when asked, some students tend to be more active or talkative, and some students remain silent when asked by the teacher. However, they feel nervous and lack vocabulary. This happens because most of them need more confidence to speak well. As described above, self-efficacy is self-belief in carrying out tasks. And students self-efficacy indirectly has a relationship with how their speaking performance. Therefore, the researcher chose for this study with the title “The Correlation Between Students Self-Efficacy and Speaking Performance in UPT SMAN 1 Bone”.

B. Research Question

Based on the background above, the researcher decided on the problem in this study is : Is there any correlation between students self-efficacy and their speaking performance in UPT SMAN 1 Bone?

C. Objective of the Study

This study aims to find correlation between students self-efficacy and their speaking performance at UPT SMAN 1 Bone.

D. Significance of the Study

The results of this study are expected to provide theoretical and practical benefits as follows :

1. Theoretically

The results of research can provide knowledge about the importance of speaking skills and self-efficacy in education, especially English. This

research is also expected to help further research that is suitable to be used as a comparison.

2. Practically

For student, it can increase their effectiveness when speaking in class or elsewhere after taking part in this study series. It is hoped that students can recognize the importance of self-efficacy in improving their ability to speak in English, which will impact student learning outcomes. And teachers, with this research are expected to reflect on various strategies so that students self-efficacy increase and their English language skills can be better in speaking.

E. Scope of the Study

Based on the research significance, the researcher only discussed the relationship between students self-efficacy and their speaking performance at UPT SMAN 1 Bone, the sample be used in this study is eleventh grade students with a total of 20 students. The data of this study be analyzed based on Carl Pearson's Product-moment correlation using the SPSS program. According to the researcher, there is no need to add other topics so that this research can be more specific.

CHAPTER II

THEORITICAL FRAMEWORK

A. Previous Findings

Prior research and discussion are necessary for researchers to conduct their research. These are some of the previous studies :

The first is journal by Revita Maharani (2022) with the title “The Correlation Between EFL Students Self-Efficacy and Their Speaking Ability”. This study aims to find a significant relationship between students self-efficacy and public speaking performance in English language learning programs. This research was conducted in one of Lamongan high schools. The result of this study showsthat the calculation for students self-efficacy and their public speaking performance score is 0,844, which proves that the two variables have a positive relationship.

The second is thesis by Hadi Husnaini (2018) “The Correlation Between Self-Efficacy and Speaking Performance of The Fifth Semester students of English Education Program The State Islamic University Sulthan Thaha Saifudin Jambi”. This study aims to determine the significant relationship between self-efficacy and speaking performance. This study is a quantitative study using a correlational design. The result of this study is a significant positive relationship with correlation coefficient of 0,536, which indicates a positive correlation between the two variables. There is a moderate correlation 0,400-0,600 between variables X and Y which means there is a positive relationship. Meanwhile, the

probability of significance α . (2-tailed) = 0,002 will be used to determine which hypothesis to accept or reject.

The third is journal by Chairil et al (2022) “Self-Efficacy and Speaking Skill : A Correlational Study of Undergraduate Students at Walisongo State Islamic University. This study aims to identify the correlation between self-efficacy and speaking ability, the factors that influence self-efficacy and the views of students and lecturers regarding the correlation. This study used quantitative methods. The results of this study have four findings. First, all students admitted that self-efficacy affects their speaking ability. At the same time, lecturers agreed that some students already have high self-efficacy, but many students still need to improve. Second, from the questionnaire results, a correlation coefficient value of 0.620 was obtained, indicating a significant positive relationship. Third, some factors affect students self-efficacy in speaking, among others; worry about their linguistic abilities, fear of failure, embarrassment, lack of confidence and comfort, and the role of lecturers. And finally, the magnitude indicator has a high average value, so this dominant indicator is influential in supporting students' English-speaking skills.

From the several studies related to the above, there are some similarities and differences. We can see the similarity in the research design namely research design and the variable. There are two things that distinguish this research from previous studies, namely the first in terms of research location, secondly, the population used is eleventh-grade students majoring IPA and IPS, and using purposive sampling techniques.

B. Pertinent Ideas

1. Psycholinguistics

Language understanding, production, and acquisition are undoubtedly related to psycholinguistic. Psycholinguistics was originally a study that discussed the relationship between language users behavior and cognitive characteristic. Psycholinguistics is the study of linguistics that translates how the human brain can acquire language, process, understand and produce language (Balamurugan, 2018).

In short, the study of the process of language use is known as psycholinguistics. People participate in conversations by doing everything from making and interpreting utterances to directing the direction of the conversation by determining what topics are raised. People can choose to speak or not, and they can try or not to listen, recognize, understand, and even respond to what others are saying. How they contribute to individual performance and the social and cognitive mechanisms that underlie behavior are the focus of psycholinguistics (Clark & Wege, 1962).

2. Self-Efficacy

a) Definition of Self-Efficacy

According to Bandura (1994) theory of self-efficacy, a persons view of their capacity to plan and execute the actions necessary to obtain the type of performance displayed. In addition, self-efficacy is also defined as a persons perception of his capacity to control situations that can affect his life in carrying out his tasks. How self-

efficacy is described as a person judgment about their capacity to plan and execute specific actions to achieve a particular type of performance (Schunk, 2013:207).

Lunenburg also said that self-efficacy substantially impacts learning, motivation, and performance because people only seek to learn and do tasks they believe they can achieve. Students are confident in their ability to complete tasks and solves problems. This requires decisions about whether people can accomplish these activities or not (Lunenburg, 2011:1).

Self-efficacy can function in academic learning. Students ideas or opinions about their capacity to learn new information, master various skills, and so on are different at the beginning of the activity. Students work outcomes are influenced by a combination of external elements, such as rewards and feedback from teachers, as well as internal elements such as goal setting and information processing. Students extract cues that indicate their level of learning from these variables, and they use these cues to measure their level of learning. They use the knowledge they gain to assess their progress towards better learning (Schunk, 2013:209).

From several defenitions, self-efficacy is a belief in oneself for the ability one has to complete a task. Confidence in success is a significant factor in the human competency system. As a result,

depending on the objectives they have set for themselves, persons with varied skills can have an impact on their tasks.

b) Classification of Self-Efficacy

In general, self-efficacy is divided into two namely high self-efficacy and low self-efficacy. People with high self-efficacy play an active role in completing tasks. People like that tend to succeed in a task, no matter how difficult. They do not see the task as a danger that they must avoid and continue to improve their efforts to minimize any possible failures. High self-efficacy also promotes serenity when faced with challenging tasks and activities. Hence, the amount of achievement a person finally achieves is undoubtedly the impact of belief in one abilities.

While people with low self-efficacy or doubts about their skills will avoid challenging projects because they feel a threat to themselves. Such people have low expectations and are less committed to achieving their goals. When given a demanding job, they are preoccupied with thinking about their weaknesses, the difficulties they face, and all the negative consequences that could result. Low self-efficacy prevents people from considering optimal strategies for handling challenging jobs. Even if faced with a difficult task, it takes time to recover. Those without abilities couldn't even try to accomplish various functions despite their vital skills. Doubt can lead to reduced confidence in one is ability to succeed.

c) Source of Self-Efficacy

Bandura (1977), in his book says that there are four sources of Self-Efficacy, follows:

1. Enactive Mastery Experience

An effective source of information as it provides the most accurate indication of a persons potential for success, is the enactive mastery experience. Habitual people expect immediate results in a short time, and they will be disappointed and consider it a failure if they can only achieve a little success. When people find success easily, they tend to expect quick results and also feel anxious about failure. Through persistent effort, a sense of success requires experience in overcoming obstacles (Bandura, 1997). Nonetheless, in completing a task, a level of effort is required which will be a good indicator of one's ability. Students' views of efficacy can be challenged if they fail while exerting a lot of effort. Just as success can only be achieved with the help of others, success that can only be achieved with one's own effort will provide a lower indicator of one's effort (Usher and Pajares, 2008:752).

2. Vicarious Experience

People do not rely solely on their active experience to learn their abilities. Overt evaluation is influenced by fictitious experiences that mediate modeled achievements. Therefore,

modeling is a valuable strategy to encourage a sense of personal success. When engaged in activities that produce an independent and objective measure of competence, it becomes easier to assess one's aptitude. Likewise, seeing others fail despite making tremendous efforts will lower one's opinion of their effectiveness and undermine their efforts. A high or low representation of self-ability can be developed by looking at how others behave. If others are capable of performing the task, one should assess their qualifications by comparing them to the other person's abilities. Their effectiveness can increase if they observe someone who succeeds like them. Likewise, seeing the same person fail will not reduce their effectiveness (Bandura, 1997:86). Students develop their view of their own proficiency from the experience of observing others, in addition to evaluating the results of their activities. There are no set standards for proficiency in many academic activities, therefore students evaluate their abilities based on the performance results of others. (Usher and Pajares, 2008:753).

3. Verbal Persuasion

Another strategy to increase people's confidence in their capacity to achieve their goals is verbal persuasion. Oral persuasion skills result in continuous improvement in view that effectiveness may be limited but can support a change of heart if a good

evaluation is within reasonable limits. Confident self-predictive judgments encourage people to exert sufficient effort to successfully support character growth and their sense of well-being. Students experiencing verbal persuasion are usually asked to consider if other significant individuals, such as peers, parents, instructors, and other adults, have expressed support for their academic talents (Bandura, 1997:101). However, social persuasion in increasing self-efficacy may be limited. In fact, social influence can make it easier for someone to lower their self-esteem than to raise it, especially during ambitious years when children carefully consider the messages they hear from those around them. Encouraging words can help children work harder and feel more confident, especially when coupled with requirements and guidance that will help them to succeed (Usher and Pajares, 2008: 754).

4. Physiological and Affective State

The primary sources of self-efficacy are physiological and affective conditions, such as fear, stress, or mood. People judge some of their skills based on somatic information provided by their physiological and mental states. Consistent measures of personal benefit are essential in contexts including physical achievement, healthy functioning, and managing stress. People often interpret their physiological response to demanding or stressful events as indicators of vulnerability to dysfunction. People are more likely to

predict success when not suffering from overdrive than when they are tense and visibly irritated because high arousal can hurt performance (Bandura, 1997:106).

Psychological and emotional states that include worry, tension, fatigue and mood affect self-confidence. Students can learn to understand their psychology as a sign of personal. Competence by analyzing how they perform in various situations. Intense emotional responses to academic tasks may indicate whether a student will succeed or fail. High levels of anxiety can reduce success. Students who feel worried when they have to attend certain lessons tend to think such feelings are evidence that they lack the necessary skills. In general, improving students' physical and emotional well-being and lowering their negative emotional states while strengthening their sense of well-being (Usher and Pajares, 2008:754).

d) Dimension of Self-Efficacy

According to Bandura (1977), self-efficacy has three dimensions, namely :

1. Dimensions of levels (magnitude)

This dimension relates to the behaviors a person chooses to attempt depending on how difficult they perceive the task to be. A person who faces a lot of difficulty has an expectation of success. The task is viewed differently depending on their acceptance and

beliefs. Each person will have a different perspective on the difficulty level of the job. Some people may find the task difficult, while others do not. one can increase their self-efficacy by looking for situations where they can overcome obstacles or difficulties when faced by a challenge.

2. Dimensions of Strength

This dimension relates to the strength of a person's belief in their ability to succeed. The ability to demonstrate one's level of consistency in exerting effort to succeed despite adversity. The measure of the strength dimension is the belief that they can handle a task when the situation demands it personal toughness and persistence in dealing with responsibilities related to this. In the face of challenging activities, people who lack confidence tend to give up. High self-efficacy allows a person to persevere in their endeavors, regardless of obstacles and problems, because they have strong beliefs and stability in their ability to complete tasks.

3. Dimensions of Generality

Generality indicates the scope and size of mission accomplishment. This dimension describes the degree to which people have faith in their abilities to accomplish various activities, starting with performing routine activities or circumstances and progressing through various challenging and varied tasks or situations. The term "generalized self-efficacy expectations" relates

to the appropriate level and effectiveness of self-expectations affected by success or failure and whether the modifications apply to the same behaviors and settings.

3. Speaking Performance

a) Definition of Speaking Performance

According to Sari Luoma (2004), Everyone participates in speaking as a social activity. It implies that speaking is crucial to modern human existence. Speaking allows students to express their ideas, emotions, and reactions. Talking is a way for students to interact with others and express themselves and their thoughts, intentions, hopes, and points of view. Moreover, those who know the speaker mean the people who use it. In almost all environments, speaking is the most commonly used language skill. Spoken language means producing, receiving, and processing information and is the steps by which a person performs actions such as interpreting meaning. One of the hardest of learning a language is speaking. (Brown, 1994).

Language learners need help to express their opinions orally. In general, they have difficulty communicating in a foreign language. They stop talking when they encounter a psychological block or lack the correct phrases and expressions. In the modern world of media and mass communication, it requires excellent spoken English skill. Speaking is a productive talent in which the speaker creates and uses

the language by expressing a series of ideas and simultaneously trying to communicate ideas or messages. This case involves a method of conveying messages known as the encoding process. The news of the first speaker was gradually understood at the same time.

As Brown (1994) defines that performance is a natural and real manifestation or fulfillment of competence. Good competence is accompanied by good performance. The point is that actual actions can evaluate a person's performance, whether they are competent or not.

The way a speaker conveys his ideas to the audience through words and sentences is speech performance. The ability to communicate will automatically show the skills of the speaker. Their proficiency when delivering their speech will be balanced with good knowledge of grammar, fluency, accuracy, size, interaction, and harmony.

In conclusion, the ability to speak forms monologues rather than dialogues. Because, often one is familiar with written language even more than spoken language. Similarly, it is frequently evaluated on influence of effectiveness on listeners, which might not happen while speaking as a transaction or engagement.

b) Aspect of Speaking Skill

Brown (2001) identified four aspects in speaking skills. The four aspects are fluency, accuracy, pronunciation, and vocabulary. In speaking exercises must cover all four areas in order to run smoothly.

1. Fluency

The capacity to communicate accurately, fluently, and in a communicative manner is referred to as fluency. If the speaker can communicate quickly and confidently without many awkward pauses or false starts then they are considered a fluent speaker (Nunan, 2003). The capacity to communicate clearly and constantly, while understanding when and where to pause, stop and end a conversation is fluency. Teachers can give students the freedom to express their opinions without being interrupted, at that time the teacher can also assess the students fluency. As said by Pollard, 2008:16 that too many corrections will hinder the flow of conversation, a teacher does not immediately correct. This is so that students can communicate clearly and comfortably.

2. Accuracy

Accuracy occurs when the student's utterance matches what the target language speaker actually said. Accuracy is specifically concerned with grammatical constructions, which include such things as parts of speech, word forms, phrases, sentences, and

others. Therefore, the use of proper language structure in speech is required to obtain the accuracy (Nunan, 2003:55).

3. Pronunciation

Students can speak more clearly by pronouncing words when speaking. When a student has clear pronunciation and intonation, even with minimal vocabulary and grammar they can communicate well. Using words in a conventional way is commonly referred to as pronunciation. It is sometimes difficult to determine what is correct because pronunciation standards vary (Kline, 2001:69). Many factors affect pronunciation, including articulation, rhythm, intonation and phrasing. In addition, gestures, body language and eye contact are equally important.

4. Vocabulary

One of the important components in language learning and can be used to assess students speaking English is vocabulary development. Since words are the only things that can make sentences, speaking fluently requires a large vocabulary. By knowing a wide range of vocabulary, we will find it easier to convey ideas, feelings and thoughts, both orally and in writing. When speaking, the right diction or the most important aspect of a language is defined as vocabulary. Mastery of English vocabulary has a positive impact on speaking ability (Nation & Hunston,

2013). But in reality, some children struggle to speak because they have little vocabulary.

c) Factors That Influence Speaking Performance

These factors can influence students speaking performance. These factors are:

1. Performance conditions

Nation & Newton (2009) say that the environment affects speaking performance. Four different categories of performance situations such as time constraints, planning, performance standards, and level of assistance. So, in various conditions, students can perform their speaking tasks.

2. Affective Factors

A learner's emotional state is one of the most critical factors in determining whether he can learn the language. Success in second language acquisition in research over the last ten years, a number of affective factors have been attributed although most of the research has focused on three categories namely motivation, self-confidence, and anxiety (Krashen, 1982).

3. Topical Knowledge

The structure of knowledge in long-term storage is known as knowledge by topic. In the other words, the speakers recognition of related issues is referred to as topic-based knowledge. The knowledge offered by current events enables

students to use language in their everyday environment. The understanding of this subject influences the effectiveness of speaking.

4. Feedback during speaking activities

Most students desire and anticipate receiving feedback from their teacher on how they are doing. However, it is only advisable to organize some sermon production similarly. Learning stages, activities, types of errors, and students making errors will be influenced by how the teacher responds to student performance. Whenever something goes wrong, the teacher has to correct it, which breaks the conversation and overcomes the point of practicing speaking. Students will be afraid to talk if they are constantly being updated. They suggest that educators continue to offer constructive criticism and encouragement while correcting students' mistakes.

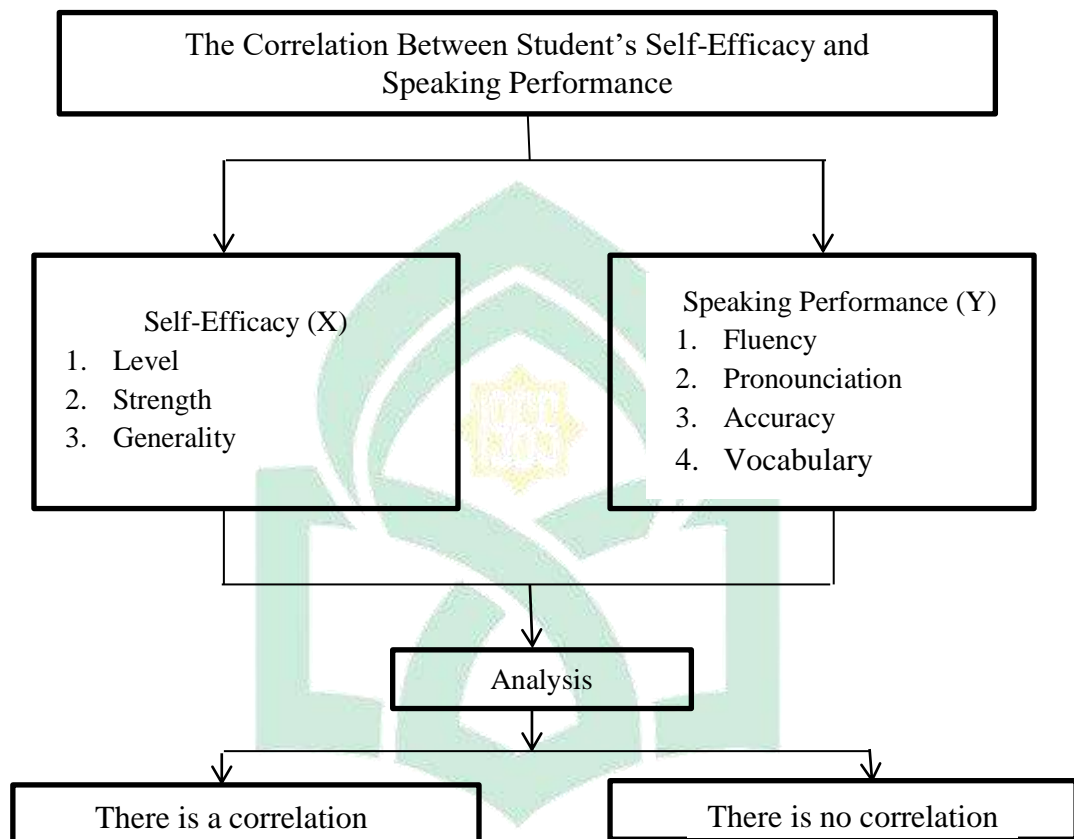
C. Research Hypothesis

A quantitative research hypothesis expresses a researcher's prediction or speculation about how specific characteristics or features will interact with each other. They are typically employed in experiments, and like research questions, help to focus the purpose statement on particular predictions (Creswell, 2012:111).

H1 : There is a correlation between self-efficacy and speaking performance in UPT SMAN 1 Bone.

H₀ : There is no correlation between self-efficacy and speaking performance in UPT SMAN 1 Bone.

D. Conceptual Framework



UNIVERSITAS ISLAM NEGERI

Picture 2.1 Conceptual Framework

M A K A S S A R

CHAPTER III

RESEARCH METHODOLOGY

A. Research Design

This study used a quantitative descriptive approach in correlational research to ascertain the correlation between self-efficacy and speaking performance. Since correlational research explains the correlation between variables, it is also known as descriptive research. In correlational research, the correlation coefficient is used to show how strongly two or more quantitative variables relate to each other (Moshinsky, 1959).

This study has two variables, namely self-efficacy as variabel X and speaking performance as variable Y to analyze the correlation between eleventh grade students self-efficacy and speaking performance at UPT SMAN 1 Bone.



Picture 3.1 Research Design

Keterangan :

X = Self-Efficacy

Y = Speaking Performance

↔ = Correlation line of X and Y variable

B. Location and Time of the Research

This research was conducted at UPT SMA Negeri 1 Bone which is located on Jalan Ternate No. 1, Jeppe'E, West Tanete Riattang District, Bone Regency, South Sulawesi. This research was conducted in 22nd August- 5th September 2023.

C. Population and Sample

1. Population

A population is a group of people who share a certain trait. For instance, all teachers in a district would be considered part of the population of teachers, and all high school administrators would be considered part of the population of administrators. These examples like populations can range in size from tiny to huge (Creswelll, 2012).

The population of this study is Eleventh-grade students of SMAN 1 Bone in Mathematics and Natural Sciences (MIPA) and Social Sciences (IPS) with a total of 263 student that consist of four classes in MIPA and three classes in IPS.

Table 3.1 Population of Eleventh-Grade Students of UPT SMAN 1 Bone

No.	Class	Number of Students
1.	XI MIPA 1	36
2.	XI MIPA 2	35
3.	XI MIPA 3	36
4.	XI MIPA 4	43
5.	XI IPS 1	36
6.	XI IPS 2	36
7.	XI IPS 3	43
Total		263

2. Sample

The part of the target audience that the researcher wants to study in order to draw conclusions about target audience as a whole is called the sample. The sample may be selected to accurately reflect the entire population. The sample is part of the population in the study that is the source of data where the number of characteristics possessed by the population (Sugiyono, 2017).

Purposive sampling is the process by which an author intentionally selects people and locations to investigate or understand a central phenomenon (Creswell, 2015). This study took 20 students who are divided into 10 people from Mathematics and Natural Sciences (MIPA) and 10 people from Social Studies (IPS) as samples. 5 students with high average scores in English subject and 5 students with poor average score in English subject were put into each of 2 classes to be studied by the researcher. The purpose of using purposive sampling is to find out whether students who have high scores still get high scores on their speaking performance or students who have low scores remain low on their speaking performance scores.

D. Operational Definition

1. Self-Efficacy is a person's perception of his capacity to control situations that can affect his life in carrying out his tasks. Bandura (1977) identified self-efficacy dimensions. There are namely dimension of level, strength and magnitude. In this research, self-efficacy as variable X.

2. Speaking Performance is the way a speaker conveys his ideas to the audience through words and sentences. The ability to communicate will automatically show the skills of the speaker. There are four aspects in speaking skills namely fluency, pronunciation, accuracy, and vocabulary. Speaking performance in this research as variable Y.

E. Research Instruments

According to Sugiono (2016) the research instrument aims to measure the variables to be studied in order to produce accurate quantitative data. A speaking test was used to calculate students speaking performance scores and a questionnaire was used to measure their speaking self-efficacy.

1. Questionnaire

According to Creswell (2012), questionnaires were given to participants or respondents, who then had to fill them out and send them back to the researcher. Participants make decisions regarding responses to inquiries and provide fundamental demographic or personal data. Students self-efficacy was measured in this study using a questionnaire. This questionnaire consist of 28 items based on the Bandura (1997) dimensions of self-efficacy. The questionnaire used in this study was adapted from Asakareh, A. and Dehghannezhad, M. (2015) regarding college students self-efficacy about speaking ability. Five Likert scales was used to explain student responses. Students were graded according to their choice of replies. Score 5 is given for strongly agree answers, score 4 is given for agree answers, score 3 is given for neutral or undecided answers, score 2 is given

for disagree answers, and score 1 is given for strongly disagree answers (See appendix 1).

Table 3.2 Blueprint of Questionnaire

Dimension of Self-Efficacy	Items
Level	1,4,10,13,14,22,23,25,26,27,28
Strength	2,3,7,8,9,11,15,16,19,20
Generality	5,6,12,18,21,24

2. Speaking Test

To assess students speaking performance, there are several tasks were given. The researcher asked the respondents to give their opinion whether they agree or disagree about "Prohibition to bring cellphone to school". The respondents were then given 10-15 minutes to make a brief description of their opinion. After that, respondents were then given 5 minutes to explain their opinion. The researcher required the students to give oral presentation so that their speaking performance could be evaluated before determining their speaking performance score. The researcher use the speaking rubric adapted from Dick, Gall, and Brog (2003:571) in assessing students speaking performance. This rubric consists of 4 aspects such as fluency, pronunciation, accuracy, and vocabulary with scores ranging from 10-100 (See appendix 2).

F. Data Collection Technique

Researchers used questionnaires and speaking rubric to collect data for this study. To get the information needed to solve the problem, the data collection process involves following steps :

- a. Firstly, the researcher prepared and distributed questionnaires to be filled in by respondents.
- b. Secondly, after the questionnaire is filled in by the respondent, the questionnaire were given back to the researcher.
- c. Thirdly, the researcher present the topic and give the respondent about 10 minutes to think about the concept. And then, the researcher invited the respondents to make a short speech and record it.
- d. Fourthly, the researcher assess the respondents speaking performance based on the speaking rubric provided.

G. Data Analysis Technique

The following are the steps taken in data analysis :

- a. The researcher recap data from both research instruments, namely questionnaires and speaking test scores. To determine students self-efficacy, the data from the questionnaire was analyzed. The data is then calculated and the results be seen from the score interval range. Then the resulting score be matched with Bandura's self-efficacy classification.

Table 3.3 The Classification of Self-Efficacy

No.	Interval Score	Classification
1	0-49	Low
2	50-99	Moderate
3	>100	High

(Bandura, 2006:312)

And then the speaking test is assessed based on the speaking rubric and then analyzed using SPSS 25 to get frequency and percentage values. After the results are obtained, The scores are then matched with the speaking performance categories.

Table 3.3 The Category of Speaking Performance

No.	Interval Score	Classification
1	95-100	Excellent
2	85-94	Very Good
3	75-84	Good
4	65-74	Average
5	55-64	Poor
6	<50	Very Poor

(Heaton, 1978:100)

The researcher adapted the classification used to see the scores obtained by students based on Heaton, 1978 as described below :

Table 3.4 The Category of Speaking Performance

No.	Interval Score	Classification
1	0-64	Low
2	65-84	Moderate
3	85-100	High

b. Following that, statistical analysis is used to determine the correlation between the variables. Carl Pearson's product-moment correlation was employed by the researcher to use SPSS program to analyze the data. The correlation Product Moment shows whether the X and Y variables are correlated. In the Person Product Moment correlation test, there is a decision-making basis such as :

- 1) The data is correlated if the significance value is less than 0.05
- 2) The data is not correlated if the significance value is greater than 0.05

As well as guidelines for the degree of correlation:

Table 3.5 Degree of Correlation

Interval Score	Classification
0.0-0.19	Very Weak
0.20-0.39	Weak
0.40-0.59	Moderate
0.60-0.79	Strong
0.80-1.00	Very Strong

(Evans, 1996)

CHAPTER IV

FINDINGS AND DISCUSSIONS

A. Findings

This statistical analysis aimed to determine the correlation between self-efficacy and speaking performance of students at UPT SMAN 1 Bone with total 20 students. Furthermore, the students self-efficacy and their speaking performance scores using SPSS 25.0, the data was examined using Pearson Correlation Product Moment.

Tabel 4.1 Correlation Between Students Self-Efficacy and Their Speaking Performance

Correlation	Pearson Correlation	0,561
	Sig. (2-tailed)	0,01
	N	20

Source : Data Processing Result SPSS 25.0

Table 4.1 present the results of the Pearson Product Moment Correlation test conducted with SPSS 25. The Pearson correlation value is 0.561, and the two-tailed significance value is 0.01. Since the significance value is less than 0.05, it can be concluded that there is a positive relationship between students' self-efficacy and their speaking performance. Between variables X and Y, the correlation categorization is moderate (0.40-0.599).

Henceforth, the researcher explains about students' self-efficacy and student speaking performance results below.

a. Student's Self-Efficacy Result

Students were distributed questionnaire by researchers in order to measure their level of self-efficacy. The highest score attained by students was 112 and the lowest score was 79 with a total score of 1792. The standard deviation score is 13.69, the median score is 89.00, and mean score is 89.60 which means it is in the moderate category. This score is obtained based on student self-efficacy questionnaire data at UPT SMAN 1 Bone, which consists of 28 items processed using SPSS 25. The statistics on respondents accomplished student self-efficacy can be seen in the following table :

Tabel 4.2 Descriptive Analysis of Students' Self-Efficacy

Self-Efficacy	Mean	89.60
	Median	89.00
	Std. Deviation	13.69
	Minimum	49.00
	Maximum	112.00

Source : Data Processing Result SPSS 25.0

Researchers present the presentation of self-efficacy questionnaire data by showing the frequency and percentage based on the choice of each questionnaire item, which can be seen as follows:

1) Item 1

Table 4.3 The capacity to get better at speaking

Option	Frequency	Percentage
Strongly Disagree	0	0
Disagree	0	0
Neutral	6	30%

Agree	13	65%
Strongly Agree	1	5%
Total	20	100%

From the statement item number 1 “I have the capacity to get better at speaking”, 6 (30%) students neutral, 13 (65%) students agree, and 1 (5%) students strongly agree.

2) Item 2

Table 4.4 Confidence in increasing speaking practice will help student earn higher course score

Option	Frequency	Persentage
Strongly Disagree	0	0
Disagree	2	10%
Neutral	1	5%
Agree	15	75%
Strongly Agree	2	10%
Total	20	100%

On the statement item number 2 “I’m confident that increasing my speaking practice will help me earn higher course score”, 2 (10%) students disagree, 1 (5%) students neutral, 15 (75%) students agree, and 2 (10%) students strongly agree.

3) Item 3

Table 4.5 My speaking skills surpass those of my peers

Option	Frequency	Persentage
Strongly Disagree	0	0
Disagree	3	15%

Neutral	14	70%
Agree	1	5%
Strongly Agree	2	10%
Total	20	100%

On the statement item number 3 “My speaking skills surpass those of my peers”, 3 (15%) students disagree, 14 (70%) students neutral, 1 (5%) students agree, and 2 (10%) students strongly agree.

4) Item 4

Table 4.6 Despite the fact that the speaking challenge is challenging and I lack the necessary vocabulary, I can figure out how to obtain the message delivered.

Option	Frequency	Persentage
Strongly Disagree	0	0
Disagree	0	0
Neutral	4	20%
Agree	12	60%
Strongly Agree	4	20%
Total	20	100%

On the statement item number 4 “Despite the fact that the speaking challenge is challenging and I lack the necessary vocabulary, I can figure out how to obtain the message delivered”, 4 (20%) students neutral, 12 (60%) students agree, and 4 (30%) students strongly agree.

5) Item 5

Table 4.7 I do not feel stressed when I speak in the classroom

Option	Frequency	Percentage
Strongly Disagree	0	0
Disagree	1	5%
Neutral	8	40%
Agree	9	45%
Strongly Agree	2	10%
Total	20	100%

On the statement item number 5 “I do not feel stressed when I speak in the classroom”, 1 (5%) students disagree, 8 (40%) students neutral, 9 (45%) students agree, and 2 (10%) students strongly agree.

6) Item 6

Table 4.8 I like to converse with an experienced companion

Option	Frequency	Percentage
Strongly Disagree	2	10%
Disagree	1	5%
Neutral	5	25%
Agree	7	35%
Strongly Agree	5	25%
Total	20	100%

On the statement item number 6 “I like to converse with an experienced companion”, 2 (10%) students strongly disagree, 1 (5%) students disagree, 5 (25%) students neutral, 7 (35%) students agree, and 5 (25%) students strongly agree.

7) Item 7

Table 4.9 I am best in speaking courses and rank among the top of students

Option	Frequency	Persentage
Strongly Disagree	2	10
Disagree	5	25%
Neutral	9	45%
Agree	4	20%
Strongly Agree	0	0
Total	20	100%

On the statement item number 7 “I am best in speaking courses and rank among the top of students”, 2 (10%) students strongly disagree, 5 (25%) students disagree, 9 (45%) students neutral, 4 (20%) students agree.

8) Item 8

Table 4.10 Since I can communicate with tourist, I like meeting with them

Option	Frequency	Persentage
Strongly Disagree	1	5%
Disagree	1	5%
Neutral	11	55%
Agree	5	25%
Strongly Agree	2	10%
Total	20	100%

On the statement item number 8 “Since I can communicate with tourist, I like meeting with them”, 1 (5%) students strongly disagree, 1 (5%) students disagree, 11 (55%) students neutral, 5 (25%) students agree, 2 (10%) students strongly agree.

9) Item 9

Table 4.11 Speaking exercise are more fun when they are more challenging

Option	Frequency	Persentage
Strongly Disagree	0	0
Disagree	3	15%
Neutral	12	60%
Agree	5	25%
Strongly Agree	0	0
Total	20	100%

On the statement item number 9 “Speaking exercise are more fun when they are more challenging”, 3 (15%) students disagree, 12 (60%) students neutral, 5 (25%) students agree.

10) Item 10

Table 4.12 Even if I am unsure of the answer, I raise my hand to respond to the teachers questions

Option	Frequency	Persentage
Strongly Disagree	1	5%
Disagree	3	15%
Neutral	12	60%
Agree	3	15%
Strongly Agree	1	5%
Total	20	100%

On the statement item number 10 “Even if I am unsure of the answer, I raise my hand to respond to the teachers questions”, 1 (5%) students disagree,

3 (15%) students disagree, 12 (60%) students neutral, 3 (15%) students agree, 1 (5%) students strongly agree.

11) Item 11

Table 4.13 I have faith in my capacity to communicate in English with other people

Option	Frequency	Persentage
Strongly Disagree	1	5%
Disagree	2	10%
Neutral	10	50%
Agree	7	35%
Strongly Agree	0	0
Total	20	100%

On the statement item number 11 “I have faith in my capacity to communicate in English with other people”, 1 (5%) student strongly disagree, 2 (10%) students disagree, 10 (50%) students neutral, 7 (35%) students agree.

12) Item 12

Table 4.14 I can handle unforeseen circumstances effectively when I'm speaking

Option	Frequency	Persentage
Strongly Disagree	0	0
Disagree	6	30%
Neutral	12	60%
Agree	2	10%
Strongly Agree	0	0
Total	20	100%

On the statement item number 12 “I can handle unforeseen circumstances effectively when I’m speaking”, 6 (30%) students disagree, 12 (60%) students neutral, 2 (10%) students agree.

13) Item 13

Table 4.15 When faced with challenges, I can talk without getting upset

Option	Frequency	Persentage
Strongly Disagree	0	0
Disagree	7	35%
Neutral	9	45%
Agree	3	15%
Strongly Agree	1	5%
Total	20	100%

On the statement item number 13 “When faced with challenges, I can talk without getting upset”, 7 (35%) students disagree, 9 (45%) students neutral, 3 (15%) students agree, 1 (5%) students strongly agree.

14) Item 14

Table 4.16 I ask for assistance from fluent speakers when I need it

Option	Frequency	Persentage
Strongly Disagree	1	5%
Disagree	2	10%
Neutral	7	35%
Agree	7	35%
Strongly Agree	3	15%
Total	20	100%

On the statement item number 14 “I ask for assistance from fluent speakers when I need it”, 1 (5%) students strongly disagree, 2 (10%) students disagree, 7 (35%) students neutral, 7 (35%) students agree, 3 (15%) students strongly agree.

15) Item 15

Table 4.17 I am certain that I can express myself clearly

Option	Frequency	Percentage
Strongly Disagree	1	5%
Disagree	1	5%
Neutral	10	50%
Agree	7	35%
Strongly Agree	1	5%
Total	20	100%

On the statement item number 15 “I am certain that I can express myself clearly”, 1 (5%) students strongly disagree, 1 (5%) students disagree, 10 (50%) students neutral, 7 (35%) students agree, 1 (5%) students strongly agree.

16) Item 16

Table 4.18 I'm sure I can speak with the accuracy of a native speaker

Option	Frequency	Percentage
Strongly Disagree	1	5%
Disagree	4	20%
Neutral	7	35%
Agree	7	35%

Strongly Agree	1	5%
Total	20	100%

On the statement item number 16 “I’m sure I can speak with the accuracy of a native speaker”, 1 (5%) student strongly disagree, 4 (20%) students disagree, 7 (35%) students neutral, 7 (35%) students agree, 1 (5%) students strongly agree.

17) Item 17

Table 4.19 I’m able to contribute fully to my speaking lessons

Option	Frequency	Persentage
Strongly Disagree	1	5%
Disagree	1	5%
Neutral	16	80%
Agree	2	10%
Strongly Agree	0	0
Total	20	100%

On the statement item number 17 “I’m able to contribute fully to my speaking lessons”, 1 (5%) students strongly disagree, 1 (5%) students disagree, 16 (80%) students neutral, 2 (10%) students agree.

18) Item 18

Table 4.20 I have no doubt that I can utilize English outside of the classroom

Option	Frequency	Persentage
Strongly Disagree	1	5%
Disagree	5	25%

Neutral	8	40%
Agree	6	30%
Strongly Agree	0	0
Total	20	100%

On the statement item number 18 “I have no doubt that I can utilize English outside of the classroom”, 1 (5%) students strongly disagree, 5 (25%) students disagree, 8 (40%) students neutral, 6 (30%) students agree.

19) Item 19 :

Table 4.21 I think my English is quite decent

Option	Frequency	Persentage
Strongly Disagree	1	5%
Disagree	5	25%
Neutral	10	50%
Agree	4	20%
Strongly Agree	0	0
Total	20	100%

On the statement item number 19 “I think my English is quite decent”, 1 (5%) students strongly disagree, 5 (25%) students disagree, 10 (50%) students neutral, 4 (20%) students agree.

20) Item 20

Table 4.22 I firmly think I can become as fluent in English as a native speaker

Option	Frequency	Persentage
Strongly Disagree	1	5%

Disagree	1	5%
Neutral	12	60%
Agree	6	30%
Strongly Agree	0	0
Total	20	100%

On the statement item number 20 “I firmly think I can become as fluent in English as a native speaker”, 1 (5%) students strongly disagree, 1 (5%) students disagree, 12 (60%) students neutral, 6 (30%) students agree.

21) Item 21

Table 4.23 I can speak English when describing my university to others

Option	Frequency	Persentage
Strongly Disagree	1	5%
Disagree	8	40%
Neutral	8	40%
Agree	3	15%
Strongly Agree	0	0
Total	20	100%

On the statement item number 21 “I can speak English when describing my university to others”, 1 (5%) students strongly disagree, 8 (40%) students disagree, 8 (40%) students neutral, 3 (15%) students agree.

22) Item 22

Table 4.24 I am able to narrate in English

Option	Frequency	Persentage
Strongly Disagree	1	5%

Disagree	7	35%
Neutral	8	40%
Agree	4	20%
Strongly Agree	0	0
Total	20	100%

On the statement item number 22 “I am able to narrate in English”, 1 (5%) students strongly disagree, 7 (35%) students disagree, 8 (40%) students neutral, 4 (20%) students agree.

23) Item 23

Table 4.25 I am able to communicate with my teacher to another person

Option	Frequency	Persentase
Strongly Disagree	0	0
Disagree	5	25%
Neutral	6	30%
Agree	9	45%
Strongly Agree	0	0
Total	20	100%

On the statement item number 23 “I am able to communicate with my teacher to another person”, 5 (25%) students disagree, 6 (30%) students neutral, 9 (45%) students agree.

24) Item 24

Table 4.26 I am able to construct sentences using everyday language

Option	Frequency	Persentase
Strongly Disagree	1	5%

Disagree	4	20%
Neutral	10	50%
Agree	5	25%
Strongly Agree	0	0
Total	20	100%

On the statement item number 24 “I am able to construct sentences using everyday language”, 1 (5%) students strongly disagree, 4 (20%) students disagree, 10 (50%) students neutral, 5 (25%) students agree.

25) Item 25

Table 4.27 I can use English to introduce my teacher to others

Option	Frequency	Persentage
Strongly Disagree	0	0
Disagree	5	25%
Neutral	9	45%
Agree	6	30%
Strongly Agree	0	0
Total	20	100%

On the statement item number 25 “I can use English to introduce my teacher to others”, 5 (25%) students disagree, 9 (45%) students neutral, 6 (30%) students agree.

26) Item 26

Table 4.28 I can talk to my classmates about topics that interest me

Option	Frequency	Persentage
Strongly Disagree	1	5%

Disagree	2	10%
Neutral	9	45%
Agree	7	35%
Strongly Agree	1	5%
Total	20	100%

On the statement item number 26 “I can talk to my classmates about topics that interest me”, 1 (5%) students strongly disagree, 2 (10%) students disagree, 9 (45%) students neutral, 7 (35%) students agree, 1 (5%) students strongly agree.

27) Item 27

Table 4.29 I can give introductions in English

Option	Frequency	Persentage
Strongly Disagree	0	0
Disagree	4	20%
Neutral	10	50%
Agree	5	25%
Strongly Agree	0	0
Total	20	100%

On the statement item number 27 “I can give introductions in English ”, 4 (20%) students disagree, 10 (50%) students neutral, 5 (25%) students agree.

28) Item 28

Table 4.30 I can answer questions in English from my teacher

Option	Frequency	Persentage
Strongly Disagree	0	0

Disagree	2	10%
Neutral	11	55%
Agree	7	35%
Strongly Agree	0	0
Total	20	100%

On the statement item number 28 “I can answer questions in English from my lecturer”, 2 (10%) students disagree, 11 (55%) students neutral, 7 (35%) students agree.

Self-efficacy score findings were divided into three categories to identify the students self-efficacy categories. There are three categories low, moderately, and highly. The categorization classification used is based on Bandura. For more details, the frequency distribution can be seen from table 4.30.

Table 4.31 Category Distribution of Self-Efficacy

No.	Scores	F	Percentage	Categories
1.	0-49	1	5%	Low
2.	50-99	16	80%	Moderate
3.	>100	3	15%	High

Source : Data processing results with SPSS 25.0

Table 4.31 presents the results of statistical data, which shows that 1 student (5%) with low level, 16 (80%) students with moderate level, and 3 (15%) students with high level of self-efficacy. It can be conclude that the dominant response is at a moderate level based on the data.

b. Speaking Performance Result

The total score obtained is 1500, with the highest score obtained by students is 92 and the lowest score is 50, based on speaking test data given to a sample of 20 students. The statistical data shows that the standard deviation is 11.69, median is 76.00, and mean is 74.85 which means in moderate category. It can be seen in the following table, which displays data regarding the respondents achievement in terms of students speaking performance.

Table 4.32 Descriptive Analysis Students' Speaking Performance

Speaking	Mean	74.85
Performance	Median	76.00
	Std. Deviation	11.69
	Minimum	50
	Maximum	92

Source : Data processing results with SPSS 25.0

The researcher obtained speaking performance scores by conducting a speaking performance test. Students were asked to give their opinions and reasons about the prohibition of bringing cell phones to school. The researcher presented the presentation of speaking test data by showing the distribution table of students speaking performance as follows:

Table 4.33 Category Distribution of Speaking Performance

No.	Score	F	Percentage	Category
1	0-64	4	20%	Low
2	65-84	11	55%	Moderate
3	85-100	5	25%	High

Source : Data processing results with SPSS 25.0

Based on table 4.33, 4 (20%) students with low level, 11 (55%) students with moderate level, 5 (25%) students with high. Therefore, it can be concluded that the dominant students are at the moderate level.

c. The Normality Result

Normality test is used to ascertain whether the data collected from the population and samples under study are normally distributed or not. In this study, self-efficacy and speaking performance are two variables tested using the Shapiro-Wilk test with SPSS 25 at a significant level of 5%. Since total of samples in this study was less than 50, the Shapiro-Wilk test was used. The table below displays the results of the calculation:

Table 4.34 Normality Test Result

	Statistic	Df	Sig.
Self-Efficacy	.907	20	.057
Speaking Performance	.965	20	.642

*. This is a lower bound of the true significance.

a. Lilliefors Significance Correction

Source : Data processing results with SPSS 25.0

It can be concluded that data in this study are normally distributed because the statistical test value and asymp.sig on all variables are more than 0.05 which can be seen in the table above.

d. The Linearity Result

The purpose of the linearity test is to ascertain whether the data collected from the population and samples under study have a linearity distribution. The correlation between two variables is linearly distributed if the deviation value is greater than 0.05.

The analysis of variance (ANOVA) table was used in testing this study, which was carried out using SPSS 25. The following is a display of the calculation results:

Table 4.35 Linearity Test Result

			Sum of		Mean		
			Squares	df	Square	F	Sig.
Speaking Performance *	Between	(Combined)	1689.550	14	120.682	.664	.750
Self-Efficacy	Groups	Linearity	817.203	1	817.203	4.495	.087
		Deviation from Linearity	872.347	13	67.104	.369	.931
	Within Groups		909.000	5	181.800		
	Total		2598.550	19			

Source : Data processing results with SPSS 25.0

Based on the table above, this result shows that the correlation between self-efficacy (X) and Speaking Performance (Y) which means it has a linear correlation with the sig. deviation from linearity value is 0.931 because it is more than 0.05.

e. Hypothesis Result

Using SPSS 25, hypothesis testing was conducted for this study to ascertain whether the hypothesis was accepted or rejected. The hypothesis of this study is:

H1 : There is a positive correlation between self-efficacy and speaking performance in UPT SMAN 1 Bone.

H0 : There is no positive correlation between self-efficacy and speaking performance in UPT SMAN 1 Bone.

The following probabilities serve as the basis for determining the likelihood that the hypothesis will be accepted or rejected:

a. H1 is accepted HO is rejected, if the probability less than 0.05.

b. H0 is accepted and H1 is rejected, if the probability more than 0.05.

The following are the results of the product moment correlation calculation using SPSS 25 obtained the following results :

Table 4.36 Pearson Product Moment Correlation Test Results

Self-Efficacy	Pearson Correlation	1	.561
	Sig. (2-tailed)		.010
	N	20	20
Speaking Performance	Pearson Correlation	.561*	1
	Sig. (2-tailed)	.010	
	N	20	20

*. Correlation is significant at the 0.05 level (2-tailed).

Source : Data processing results with SPSS 25.0

Table 4.36 shows that Pearson correlation between students self-efficacy and their speaking performance is 0.561 and the significance value is 0.010 which means less than 0.05 so that H1 is accepted and H0 is rejected. This means there is correlation between students' self-efficacy and their speaking performance.

The correlation can be seen from the table below based on the category of students' self-efficacy and the category of students' speaking performance:

Table 4.37 Students' self-efficacy and students' speaking performance category

No.	Students' self-efficacy and students' speaking performance category	F	Percentage
1.	High-High	2	10%
2.	High-Moderate	1	5%
3.	Moderate-High	3	15%
4.	Moderate-Moderate	10	50%
5.	Moderate-Low	3	15%
6.	Low-Low	1	5%

Based on the table above, it can be seen that students in the High self-efficacy and High speaking performance category 2 (10%), students in the High self-efficacy

and Moderate speaking performance category 1 (5%), students in the Moderate self-efficacy and High speaking performance category 3 (15%), students in the Moderate self-efficacy and Moderate speaking performance category 10 (50%), students in the Moderate self-efficacy and Low speaking performance category 3 (15%), and students in the Low self-efficacy and Low speaking performance category 1 (5%).

B. Discussion

In this study, students self-efficacy was assessed using a questionnaire, and their speaking performance was assessed using a speaking test. The relationship between the two variables was then ascertained by applying Pearson Product Moment correlation analysis to the data collected from the questionnaire and speaking test results.

An overview of the self-efficacy of eleventh-grade students in UPT SMAN 1 Bone, West Tanete Riattang District, Bone Regency, is illustrated by the results of data analysis. Statistical analysis conducted using SPSS 25 resulted in a total score of 1792, with the best score achieved by students is 112, and the lowest is 79. However, the mean score was 89.60, representing 80% indicating a moderate level of student self-efficacy. It means that students can adequately perform their speaking performance. The results of this study are consistent with the results of Tendri Sa'nah (2022) with the title "The Relationship between Self-Efficacy and Their Speaking Performance in Class XI Students of SMAN 3 Palopo", the results of his research show that the level of student self-efficacy is at a moderate level with a percentage of 95%. Although using different sampling techniques, namely simple random sampling techniques, the results of the level of student's self efficacy are at the same level.

Furthermore, the researcher obtained speaking performance scores by conducting a speaking performance test. Students were asked to give their opinions and reasons about the prohibition of bringing cell phones to school. Based on the speaking test data that has been given to a sample of 20 students, students are in the Good category with an average score of 74.85 with a percentage of 35%. This indicates that some students have good speaking performance. In terms of fluency, students speak quite smoothly although sometimes there are also pauses when expressing their ideas. One of the reasons is because they are a bit nervous and shy when speaking in front of the class. Furthermore, in the aspect of pronunciation, some students are good at pronouncing the vocabulary used, but there are some students who are still not good at pronunciation. As in the word “reason”, they pronounce it with the sound [reason] which should be pronounced [ri.zən], then the word “minded”, they pronounce it with the sound [minded] which should be pronounced [mɪn.dəd]. In the accuracy aspect, students often make grammatical errors that cause difficulties in composing the sentences they will say. And then in the vocabulary aspect, students tend to be better at choosing vocabulary. Moreover, there are also some words that are quite varied such as sophisticated era.

The findings of this study indicate a positive correlation between students self-efficacy and their speaking performance in UPT SMAN 1 Bone. Pearson Product Moment correlation test with SPSS 25 was used in the hypothesis testing of this study to ascertain the relationship between the two variables. Based on the statistical analysis, H1 was accepted and H0 was rejected as r count was 0.443, r table was 0.561, and the overall significance value was 0.01, or less than 0.05. As a result, it is

clear that a positive correlation was found between the two variables namely student self-efficacy and speaking performance. This correlation illustrates that students are confident in their ability to speak English. This is consistent with Bandura (1994) that people's perceptions of their capacity for produce the best performance.

The results of this study are in line with research conducted by Tendri Sa'nah (2022) with the title "The Relationship between Self-Efficacy and Their Speaking Performance in Class XI Students of SMAN 3 Palopo", the results of his research show that there is a relationship between the two variables with a significance value of 0.542 which means it is at a moderate level.

In contrast with research has also been conducted by Hezi Puspita (2019) with the title "The Relationship Between Self-Efficacy and Speaking Ability of Class VIII Students of SMPN 16 Bengkulu City in 2018/2019 Academic Year". The results of this study also show a relationship between the two variables with a significance value of 0.918 which means it is at a high level. Due to the variation in the object of research, the results of the above-mentioned studies differ from each other. Hezi focused on junior high school students, while Tendri focused on high school students. Although high school students want to speak English fluently, they are sometimes afraid of being corrected by their teachers. As a result, in English classes, especially speaking, the teaching-learning environment between students and teachers needs to be strengthened. On the other hand, junior high school students are satisfied and think that speaking in English is the best choice. They understand the value of being able to communicate in English, so they want to be able to do so. This is in line with the research conducted by Sudirman et al (2017) "Language Attitudes of Junior and

Senior High School Students towards English Language Learning in Bandar Lampung City".

This study found that students who have high self-efficacy are accompanied by high speaking performance as well. Students who have high self-efficacy will motivate themselves to work harder to get a good speaking performance. As said by Bandura (1994) that those who form beliefs about what they can do, set goals for themselves and plan actions to realize a good future. At the time of the speaking test, students who faced difficulties in conveying their messages, they had their own solutions. For example, when they do not know the vocabulary to be used, they will give hand gestures so that others will understand what they mean and can complete their speech well. This is similar to the dimension of level which refers to how students' perspectives view their tasks. Students' perspectives will affect their competence in completing their tasks. The greater the level or quantity of a person's self-efficacy, the more positively they view the task at hand (Bandura,1977).

Furthermore, another finding in this study is that students who have low self-efficacy also have low speaking performance. Students who have low self-efficacy tend to perceive their task as a problem. At the time of the speaking test, students considered that they could not make a short speech on the topic that had been determined due to their lack of vocabulary and inability to remember the concepts they would present. This led to their speaking task not being completed well. In addition, based on the data, students who have a low category in self-efficacy and speaking performance also have low score in English subjects at school.

In addition, there are students who have moderate self-efficacy but at the time of speaking performance, they are in the low category. This happens because they only have self-efficacy at the beginning when they start, but to keep pursuing their goals, they fail when they are in a difficult situation. Students inability to articulate their ideas in front of the class is a result of their limited vocabulary. The lack of vocabulary makes it difficult for foreign language learners to speak English successfully (Muchemwa, 2015; Hasan, 2016; Songbatumis, 2017; Haryanto, et al, 2017). However, students environment and habits can also affect the quality of students speaking performance. Lui (2013) said that Students who frequently visit "Bars" and speak in English show a much better level of self-efficacy compared to students who rarely or even never visit "Bars".

There are also students who have self-efficacy in the moderate category, speaking performance is also in the moderate category. Students have a good view of themselves such as believing that they can be better at speaking so that when doing speaking activities students can do well too. There are also students who have moderate self-efficacy and their speaking performance is in the high category. As said above, students who have a good mindset towards themselves indirectly affect how they can speak in front of the class. The students do not feel stressed when speaking in front of the class when doing speaking activities can run well also moreover they are happy when talking with experienced colleagues indirectly train the skills they have. Finally there are also students whose self-efficacy is in the high category and speaking performance is in the moderate category. This happens because while doing speaking

activities, students get difficulties that hinder the process of their speaking activities but they can find solutions and continue their activities until completion.

It can be concluded that there is a positive correlation between students' self-efficacy and speaking performance. Speaking performance will improve as students self-efficacy increase. Students with high self-efficacy have strong beliefs that facilitate their ability in English speaking performance. On the other hand, students with low self-efficacy face a number of challenges that make it difficult for them to communicate in English. Students with low self-efficacy face a number of challenges that make it difficult for them to communicate in English. And then high self-efficacy also does not necessarily appear and encourage students to be good at speaking performance. When students preparing materials for presentation, they find it difficult to remember and memorize the vocabulary they will used. In addition, the lack of confidence and mastery of the material also affected their speaking performance. Students who are not confident in their abilities, particularly in English tend to experience communication problems.

CHAPTER V

CONCLUSION AND SUGGESTION

A. CONCLUSION

Based on the finding and discussion, the mean score was 89.60, representing 80% indicating a moderate level of student self-efficacy. Students are in the Good category with an average score of 74.85 with a percentage of 35%. Hypothesis testing was carried out in this study using the Pearson Product Moment correlation test with SPSS 25 to determine the relationship between the two variables, namely student self-efficacy and speaking performance at UPT SMAN 1 Bone. The results of statistical analysis show that r count is 0.443, r table is 0.561 with a total significance value of 0.01 which means <0.05 so that H_1 is accepted and H_0 is rejected. Therefore, it is clear that there is a positive correlation between the two variables namely students' self-efficacy and speaking performance. The correlation between the two variables is in the moderate category and the dominant students are at the M-M level.

B. SUGGESTION

Based on the findings, the researcher would like to make suggestions, namely for eleventh grade students of UPT SMAN 1 Bone to be able to improve their self-efficacy so that all performances can run well. It is inseparable from the role of the teacher in providing techniques in training students' abilities in terms of speaking performance. In addition, for future researchers, should be able to examine more deeply about the factors that cause low efficacy in students which ultimately have an impact on their speaking performance and also examined the effect of self-efficacy on students' speaking performance.

BIBLIOGRAPHY

- Alfianty, M. (2022). The implementation of Self-Assesment in EFL Students Speaking Performnce. *Journal of English Language Teaching and Literature (JETL)*. Vol. 5 NO. 5.
- Andriana, A. (2021). The Correlation Between Students Self-Efficacy and Their Speaking Anxiety at Vocational High School 2 Huhammadiyah Pekanbaru. *Thesis*, 10-41.
- Aryani, R. (2018). The Relationship of Students Speaking Self-Efficacy, Collocational, Competence, and Their Speaking Performance (A Correlational Study at Seven Senior High Schools in Sukabumi Regency). *Thesis*, 1-129.
- Asakareh, A. Dehghannezhad, M. (2015). Student Satisfaction with EFL Speaking Classes: Relating Speaking Self-Efficacy and Skill Achievement. *Issues in Educational Research*, 25(4), 345-363.
- Bandura, A. (1993). Self-Efficacy in Cognitive Development and Functioning. *Educational Psychologist*, 116-148.
- Bandura, A. (1994). Self-Efficacy. In V. S. Ramachaudran (Ed.), *Encyclopedia of human behavior* (Vol. 4, pp 71-81). New York: Academic Press. (Reprinted in H. Friedman [Ed.], *encyclopedia of mental health*. San Diego: Academic Press, 1998).
- Bandura, A. (1997). *Self-Efficacy: The Exercise of Control*. WH Freeman and company, 79-160.
- Bandura, A. (2000). Self-Efficacy. *Encyclopedia of Psychology*. Washington, DC : American Psychological Association.
- Bandura, A. (2006). Self-Efficacy Beliefs of Adolescents. IAP - Information Age Pub., Incorporated, 312.
- Balamurugan, K. (2018). Introduction to Psycholinguistics A Review. *Studies in Linguistics and Literature*, 110. <https://doi.org/10.22158/sll.v2n2p110>
- Bandura, A. (1997). *Self-Efficacy : The Exercise of Control*. New York: Freeman.
- Clark, H. H., & Wege, M. M. Vander. (1962). *Psycholinguistics*.
- Creswell, J. W. (2012). *Educational Research (Planning, conducting, and evaluating quantitative and qualitative research) Fourth Edition*. In *Nucl. Phys.* (Vol. 13,

Issue 1).

- Gall, M.D, Gall, J.P, and Brog, W.K. (2003). *Educational Research: An Introduction* (7th Ed.). Boston: Pearson Edition.
- Heaton, J.B. (1978). *Writing English Language Test*. Longman Handbooks for Language Teachers. New York: Longman Inc.
- Husnaini, Hadi. (2018). The Correlation Between Self-Efficacy and Speaking Performance of Fifth Semester Student of English Education Program The State Islamic University Sulthan Thaha Saifuddin Jambi, 1-80.
- Istiqomah, N. (2021). *The Effect of Using Short Drama Toward Student's Speaking Skill at SMPN 7 Dumai*. Thesis, 1.
- Kline, JA. (2001). *Speaking Effectively: A Guide for Air Force Speakers*. Alabama: Air University Press, 69.
- Kustanti, Dewi. Prihmayadi, Y. (2017). Problematika Budaya Berbicara Bahasa Inggris. *Jurnal Al-Tsaqafa*, 14 No. 01, 170.
- Lestari, D. (2017). *The Correlation Between Self-Efficacy Concerning Listening Skill and Listening Competency of The Eleventh Grade Students of SMA Negeri 1 Pemulutan Selatan*. Thesis, 1-14.
- Lui, M. (2013). English bar as a venue to boost students speaking self-efficacy at the tertiary level. *English Language Teaching*, 12.
- Lunenburg, F. C. (2011). *Self-Efficacy in the Workplace : Implications for Motivation and Performance*. 14(1), 1–6.
- Maharani, Revita. (2022). The Correlation Between EFL Students Self-Efficacy and Their Speaking Ability. *Retain* (Research on English Language Teaching in Indonesia). Vol 10 No 01, 1-8.
- Moshinsky, M. (1959). How to Design and evaluate Research in Education. In *Nucl. Phys.* (Vol. 13, Issue 1).
- Nation, P., & Hunston, S. (2013). *Learning Vocabulary in Another Language*. In *Learning Vocabulary in Another Language*. Cambridge University Press. <https://doi.org/10.1017/CBO9781139858656>
- Ningrum, Husna, T. (2017). The Correlation between Self-Confidence and Speaking Ability of the Third Year Students of English Department at Bunghatta University. *Jurnal Fakultas Keguruan Dan Ilmu Pendidikan*, Vol 6 No 1. <https://ejurnal.bunghatta.ac.id/index.php/JFKIP/article/view/9548>

- Nunan, David. (2003). *Practical English Language Teaching Today*. New York: McGraw Hill, 55.
- Nunan, David. (1999). *Language Teaching Methodology: a Textbook for Teacher*. London : Longman
- Nurjanah, N. (2018). *The Correlation Between Student Self-Efficacy and Writing Ability of English Education Program at IAIN Palangka Raya*. *Thesis*, 1-78.
- Puspita, H. (2019). *The Relationship Between Self-Efficacy and Speaking Ability of Class VIII Students of SMPN 16 Bengkulu City in 2018/2019 Academic Year*. Thesis
- Pollard, L. (2008). *Guide to Teaching English : A Book to Help You through Your first Two Years in Teaching*.
- Schunk, D. H. (2013). *Self-Efficacy and Academic Motivation*. September, 207. <https://doi.org/10.1080/00461520.1991.9653133>
- Sudirman, et all. (2017). *Language Attitudes of Junior and Senior High School Students towards English Language Learning in Bandar Lampung City*.
- Sugiharta, PC. (2016). *The Relationship between Confidence and Anxiety in Public Speaking in Ngaliyan PGSD Students, Semarang State University*. *Thesis*, 14-18.
- Sugiyono. (2016). *Metodologi Penelitian Kuantitatif, Kualitatif, and R&D*. Bandung: CV Alfabeta.
- Saputra ME, Adnyani LD, Budiarta LG. (2021). *The Implementation of Flipped Learning 1.0 and Self-Regulated Learning on Tenth-Grade Students Speaking Performance*. *International Journal of Language and Literature*. Vol 4 No 4.
- Sa'nah, T. (2022). *The Relationship between Self-Efficacy and Their Speaking Performance in Class XI Students of SMAN 3 Palopo*. Thesis.
- Usher, Ellen and Pajares, F. (2008). *Sources of Self-Efficacy in School : Critical Review of the Literature and Future Directions*. *Review of Educational Research*, Vol. 78, N, 751–796. <https://doi.org/10.3102/0034654308321456>

AUTOBIOGRAPHY



Ekky Reskianty Amir, who is familiarly called Ekky or Yanti by her friends, was born in Watampone on September 02, 2001, as the first child of Muh. Amir B, S.Sos, M.Si and Iramayanty H. She has two younger siblings. Her educational journey began at Siamasei Kindergarten in 2005. Then continued his education at SD Negeri 14 Biru and graduated in 2013. Then continued his education at MTsN Watampone and graduated in 2016. Furthermore, she continued her high school education at SMAN 1 Bone and graduated in 2019. Then continued her education to the tertiary education at the Alauddin State Islamic University of Makassar, majoring in English and Literature Department. During her studies, she joined in English Club and also participated in a student exchange program from Japan organized by "With the World Inc." as a representative of the Department of English and Literature Department. In addition, the author also had the opportunity to become a presenter at the International Conference on Humaities Studies 2024.

UNIVERSITAS ISLAM NEGERI
ALAUDDIN
M A K A S S A R