

**Correlation between Tiktok Addiction and Reading Literacy of English  
and Literature Department Students at UIN Alauddin Makassar**



**A Thesis**

**Submitted in Partial Fulfillment of the Requirements for the Degree of  
Sarjana Humaniora in English and Literature Department of Adab and  
Humanities Faculty of Alauddin State Islamic University of Makassar**

**By:**

**Amrina Imran**

**Reg. Number : 40300119057**

**ENGLISH AND LITERATURE DEPARTMENT ADAB AND  
HUMANITIES FACULTY ALAUDDIN STATE ISLAMIC  
UNIVERSITY OF MAKASSAR**

**2023**

### **PERNYATAAN KEASLIAN SKRIPSI**

Dengan penuh kesadaran penulis yang bertandatangan di bawah ini menyatakan bahwa skripsi ini benar-benar adalah hasil karya penulis sendiri dan jika kemudian terbukti merupakan duplikat, tiruan, plagiat, atau dibuat orang lain secara keseluruhan ataupun sebagian, maka skripsi ini dan gelar yang diperoleh batal demi hukum.

Gowa, 24 Oktober 2023

Penulis



**Amrina Imran**


**40300119057**

## PENGESAHAN SKRIPSI

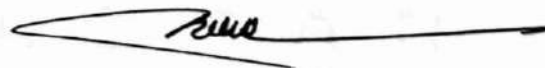
Skripsi yang berjudul "Correlation between Tiktok Addiction and Reading Literacy of English and Literature Department Students at UIN Alauddin Makassar", yang di susun oleh saudara/I AMRINA IMRAN NIM: 40300119057, mahasiswa Jurusan Bahasa dan Sastra Inggris pada Fakultas Adab dan Humaniora UIN Alauddin Makassar, telah disetujui dan dipertahankan dalam sidang munaqasyah yang diselenggarakan pada hari selasa, tanggal 24 Oktober 2023, dinyatakan telah dapat diterima sebagai salah satu syarat untuk memperoleh gelar Sarjana Humaniora (S.Hum), pada Fakultas Adab dan Humaniora Jurusan Bahasa dan Sastra Inggris, dengan beberapa perbaikan.

Gowa, 24 Oktober 2023

Ketua : Dr. H. Barsihannor, M.Ag  
Sekretaris : Dr. Rosmah Tami, S.Ag., M.Sc., MA  
Munaqisy I : Dr. Sardian Maharani Asnur, S.Pd., M.Pd  
Munaqisy II : Dr. Umar Thamrin, S.Ag., M.Hum., M.A  
Pembimbing I : Dr. Hj. Nuri Emmiyati, M.Pd  
Pembimbing II : Dr. Rosmah Tami, S.Ag., M.Sc., MA



Diketahui Oleh:  
Dekan Fakultas Adab dan Humaniora,  
UIN Alauddin Makassar.



**Dr. H. Barsihannor., M.Ag**  
NIP. 196910121996031003

## ACKNOWLEDGEMENT



Alhamdulillahrabbi Alamiin, the researcher would like to express her gratitude to Allah SWT because of his guidance, blessing, and mercy, the researcher succeeded in completing this thesis. Salawat and salam to our prophet Muhammad SAW, the prophet who has brought us from the dark era to the lightness and become the best figure for his followers.

This thesis the researcher received much help and support from many parties to complete this thesis. Therefore, the researcher would like to express her appreciation and gratitude to several people who have been giving their motivation and helped the researcher during this thesis process.

Special thanks to the researcher's family, especially Ir. Imran Ado and Nurma as her parents who give their love. My mother always gives motivation, advice, and support. My father for his wise, support in financial in the researcher's success in their college. Also, to my sisters Irma Imran S.Si, Aulia Imran, and Aira Magfirah Imran who always support the researcher's study. Without them, the researcher will not achieve everything that she has now.

The greatest thanks to all staff including Professors, Lecturers, and staff in UIN Alauddin Makassar. Honorable the Rector of UIN Alauddin Makassar, Prof. Drs Hamdan Juhannis, M.A., Ph.D., Head of Dean Adab and Humanities faculty, Dr. H. Barshihannor, M.Ag and his Vices' Dean under his leadership stands; Prof. Dr. Muhammad Yusuf, S.Ag., M.Pd.I, Dr. Irvan Mulyadi, S.Ag., S.S., M.A., Dr. Nurkhalis Gaffar, M.Hum . To English and Literature Department authorities, Dr.

Rosmah Tami, S.Ag. M.Sc., M.A. and Sandra Dewi Dahlan, S.Pd., M.A for all the support that they gave to all students

Special thanks to honorable supervisors Dr. Hj. Nuri Emmyati, M.Pd, and Dr. Rosmah Tami, S.Ag. M.Sc., M.A. as the first and second supervisor for their patience, support, motivation, comments, and knowledge all in time during this thesis process. Furthermore, the researcher would like to say thanks to her first and second examiners, Dr. Sardian Maharani Asnur, S.Pd., M.Pd and Dr. Umar Thamrin, S.Ag., M.Hum., M.A for the nice correction and advice.

Thanks to all the lecturers at the English and Literature Department have given a lot of knowledge during the academic years from 2019 until the end of her study. May the knowledge could become beneficially to the researcher.

Thanks to Bribda Al Amin for your help, encouragement, and understanding that means a lot to me. Thank you for your patience in supporting me during this process. Thanks for always beside me and heard all of my struggles.

To all my lovely friends in Islamic Boarding School PPM Al-Ikhlash Lampoko who called MARASA18 : Yuse, Dina, Fatrillah, Samhi and for all of friends whom I could mention one by one thanks for your support. For the wonderful friends Caca, and Dilfa who always have time, support the researcher and always listen to all her anxiety.

To all my classmates Avenger 34 Indah, Amel, Ulfa, Mia, Figun, Fiben, Nani, Masni, Meni, Dian, Tami, Juwita, Fatimah, Nanda, Ailsa, Mita, Naje, Arni,


Berlian, Selvy, Yuni, Ica, Abu, Dayat, Nita, Fira, Saenab, Faidah, Jihan, Wulan, Kurnia, Dayat , and Layli for all who have been together since 2019 have provided a lot of support, motivation, and other fun things during the learning process whether in class or not.

Gowa, 5 September 2023

The Researcher

Amrina Imran


Reg. Number 40300119057



## TABLE OF CONTENTS

|                                         |            |
|-----------------------------------------|------------|
| <b>PERNYATAAN KEASLIAN SKRIPSI.....</b> | <b>ii</b>  |
| <b>PERSETUJUAN PEMBIMBING.....</b>      | <b>iii</b> |
| <b>PENGESAHAN SKRIPSI.....</b>          | <b>iv</b>  |
| <b>APPROVAL SHEET .....</b>             | <b>v</b>   |
| <b>ACKNOWLEDGEMENT .....</b>            | <b>ii</b>  |
| <b>TABLE OF CONTENTS.....</b>           | <b>ix</b>  |
| <b>ABSTRACT .....</b>                   | <b>xi</b>  |
| <b>CHAPTER I.....</b>                   | <b>1</b>   |
| <b>INTRODUCTION.....</b>                | <b>1</b>   |
| A. Background.....                      | 1          |
| B. Research Question.....               | 5          |
| C. Objective of the Research.....       | 5          |
| D. Significance of the Research .....   | 5          |
| <b>CHAPTER II .....</b>                 | <b>7</b>   |
| <b>LITERATURE REVIEW.....</b>           | <b>7</b>   |
| A. Previous Study .....                 | 7          |
| B. Partinent Ideas .....                | 9          |
| 1. Attribution theory .....             | 9          |
| 2. Communication.....                   | 12         |
| 3. Social Media .....                   | 15         |
| 4. Tiktok.....                          | 17         |
| 5. Addictive Behavior .....             | 21         |
| 6. Literacy .....                       | 24         |
| <b>CHAPTER III.....</b>                 | <b>32</b>  |
| <b>RESEARCH METHODOLOGY .....</b>       | <b>32</b>  |
| A. Research Method .....                | 32         |
| B. Population and Sample Research.....  | 32         |
| C. Operational Definition .....         | 33         |
| D. Research Instrument .....            | 34         |
| E. Technique of Data Collection .....   | 35         |
| F. Technique of Data Analysis .....     | 36         |

|                                       |           |
|---------------------------------------|-----------|
| G. Hypothesis .....                   | 39        |
| <b>CHAPTER IV .....</b>               | <b>41</b> |
| <b>FINDINGS AND DISSCUSSION .....</b> | <b>41</b> |
| A. Findings .....                     | 41        |
| B. Discussion .....                   | 60        |
| <b>CHAPTER V .....</b>                | <b>66</b> |
| <b>CONCLUSION AND SUGGESTION.....</b> | <b>66</b> |
| A. Conclusion.....                    | 66        |
| B. Suggestion.....                    | 67        |
| <b>BIBLIOGRAPHY .....</b>             | <b>68</b> |
| <b>APPENDIX .....</b>                 | <b>71</b> |



## ABSTRACT

**Name : Amrina Imran**  
**Reg. Number : 40300119057**  
**Major : English and Literature department**  
**Faculty : Adab dan Humanities**  
**Title : Corelation between Tiktok Addiction and Reading Literacy of English and Literature Department Students at UIN Alauddin Makassar**  
**Supervisor I : Dr. Hj. Nuri Emmiyati, M.Pd.**  
**Supervisor II : Dr. Rosmah Tami, S.Ag., M.Sc., M.A**

---

This study aims to analyze the correlation between tiktok addiction and reading literacy among students of the Department of English and English Literature. The researcher used Attribution theory, which issued this theory describes human behavior than analyze addiction behavior. It also applied Likert scale to determine the addiction scale of students and used a reading comprehension test to determine the score of students' ability in reading literacy. The instruments in this study were questionnaires and test, that were distributed to 46 students. The quantitative method and correlation analysis approach were used in this study. The results of this study obtained a correlation coefficient value of 0,478 so that there is strong and positive unidirectional relationship, based on the significance value of Sig. (2- tailed) of  $0.01 < 0.05$  so it can be concluded that  $H_0$  was rejected and  $H_a$  was accepted. Therefore, the researcher conclude that there is a strong and positif unidirectional significant relationship between tiktok addiction and reading literacy.

**Keywords:** *Addiction behavior, Correlation Literacy, Reading literacy, Tiktok.*

UNIVERSITAS ISLAM NEGERI  
**ALAUDDIN**  
M A K A S S A R

## **CHAPTER I**

### **INTRODUCTION**

#### **A. Background**

Communication is needed by everyone in order to live side by side in the society, good communication can build relationships with a community to community or community to individual and someone used communication to know how to talk to other people and treat people very well. Now communication is not only verbal, but nowadays there are media that allow a person to communicate with each other is called non-verbally. These communication media include newspapers, magazines, radio, television, movies, posters, banners, and the most frequently used today is social media. With the times and technology, media communication is also growing, so that new media appears that allows someone to communicate virtually, namely social media.

Social media it between users both in communication, sending messages and sharing to each other. According to Boyd in (Nasrullah, 2017: 11) states that social media is a software device that individuals or communities use to communicate, share, and in cer means of online association in cyberspace that allows interaction tain circumstances make it possible to collaborate or play. Social media has characteristics that differentiate it from other communication media, some of the characteristics of social media are networking, information, interactivity, user- generated content and sharing. At present there are many types of social media that can fulfill the characteristics and able to fulfill the needs of users as a medium of communication, such as the TikTok application. TikTok

application can be used by users as a medium of communication both verbally and non-verbally. In verbal communication users can give any comments or live with the other users to communicate and have interaction and also sending message. In 2021 TikTok application added new fitur Q&A ( Question and Answer) for this new fitur the users can ask in another users and answer the question by a video. Therefore users can get more information, new knowledge and communication more interactive because of these new fitur. In non verbal communication that can see by users that upload a video. In the video is show any expression, intonation, and body language. Therefore other users able to know how the feelings of it and know the expression. Expression or emotion that can channeled through by art, singing, dancing, and music. Furthermore, we can see more video that show dancing, singing, and painting all the content form of emotion. The highest of use of social media have some impact for user such as the addiction.

The interesting features offered by TikTok make it users feel dependence, and causing the impact of addiction. Addiction is a condition of being addicted to particular substance, thing, activity, and social media. Addiction according to young is a term that has been applied to behaviors such as addiction to games, gambling and internet . Addiction in general can be said to be addictive behavior towards using the TikTok application which is included in social media addiction (zhang et al. 2019:1). Addiction to social media is the behavior of individuals who are too focused on their social media, this is based on their interest in spending time on social media. Addiction in college students find that many students are faced with several academic problems because they spend a lot of study time

surfing irrelevant web sites, playing social media and playing interactive games on the Internet.

The higher education environment is a strategic place to develop reading habits. The rapid pace of change and the massive advances in information in this era have had a major impact on reading literacy. Reading literacy is closely related to education, especially in the scope of college and university where students are required to have a high comprehension in reading in line with student responsibilities to complete their final assignment, namely conducting research.

Along with the development of digitalization, more and more journals are released electronically which can be accessed through digital media Douglas A..J. Belshaw claims *“Reading with understanding” on the internet is not as straightforward as the „reading with understanding” of a book or other printed matter.* Reading with internet comprehension is not as simple as reading with comprehension in books or other printed matter in the context of digital literacy, comprehension is defined as a culture of interpreting evaluating information and communicating through media.

Kibona and Myoga (2015) argues the high level students that addictive to smarphone prove that effect students academic performance. The impact of students' dependence on the TikTok application can interfere with student learning activities, so that the student learning process becomes less effective due to addiction to using smartphones. It cannot be denied that the presence of social

media which is currently inseparable from various individuals activities provides many benefits, but there are also risks, especially in literacy

Literacy is one of the important things for students. Literacy is ability or skills that can be insight by story provides about the significant of reading, writing or laguange. According to Alberta Education (2015) literacy is the ability or desire to acquire and communicate meaning of life. Reading literacy is the ability to understand the meaning of the reading text needed by students, reading is very important for student in learningactivities to gain any knowledge.

Literacy refers to the perspective of the holy qoran as we know the concept of literacy in the holy qoran that every individual learns by reading and writing in the sense of collecting, it QS. Ali Imran :164

لَقَدْ مَنَّ اللَّهُ عَلَى الْمُؤْمِنِينَ إِذْ بَعَثَ فِيهِمْ رَسُولًا مِّنْ أَنفُسِهِمْ يَتْلُوا عَلَيْهِمْ آيَاتِهِ وَيُزَكِّيهِمْ وَيُعَلِّمُهُمُ الْكِتَابَ  
وَالْحِكْمَةَ وَإِن كَانُوا مِن قَبْلُ لَفِي ضَلَالٍ مُّبِينٍ

Meaning : Surely Allah conferred a great favour on the believers when He raised from among them a Messenger to recite to them His signs, and to purify them, and to teach Based on the problems, the researcher interested to analysing about theeffect of tiktok addiction on English and Literature Department students literacy. Despite of the features offered by Tiktok,the researcher chose Tiktok as the object of study because well almost English and Literature students use Tiktokthem the Book and Wisdom.

This Quranic verse tells of the coming of a people who had previously been in manifest error. So Allah swt has favored the believers when Allah sent among them a messenger from among themselves, who recited to them the verses of Allah, cleansed their (souls), and taught them the Book and Al-Hikmah.

#### **B. Research Question**

Based on the research focus, the problem formulation is formulated:

1. How is the corelation between Tiktok Addiction and Reading Literacy of English and Litearture Department students?

#### **C. Objective of the Research**

Based on the formulation of the problem statement above, the objectives of this research are:

1. To find out the corelation between Tikktok Addiction and Reading Literacy of English and Literature Department students

#### **D. Significance of the Research**

The significant of this research are :

1. Practically, this research can be used as consideration for student to motivated new ideas that are more creative and innovative in future.
2. Academically, this research can be used as an additional reference for discussion of the implementation of Tiktok application . This research can be useful for the learning process of the readers.

#### **E. Scope of the Research**

This research is limited focuses on the social media which is talk about addiction specially the correlation between Tiktok addiction and reading literacy.

This research will use attribution theory. This research aims to examine what is correlation between TikTok addiction and Reading literacy of English and Literature Department students. To see the correlation on the two variables used a correlative-bivariate test.



## **CHAPTER II**

### **LITERATURE REVIEW**

#### **A. Previous Study**

There are many research have discussed about social media addiction one of them is the study from Findivia Egga Fahrani, Hadi Warsito Wiryosutomo, Maria Veronika Roesminingsih (2022) with the title "Differences in the Level of Tiktok Addiction Between Male and Female Students in Secondary Education in Menganti District, Gresik Regency" this journal investigates the level of tiktok addiction based on male and female gender in junior high school students in Manganti sub-district, Gresik Regency. This study uses descriptive comparison with the population involving VII students and the sample is 344. of which 197 male students and 165 female students. The technique used was random sampling using a closed questionnaire. The instrument used was a tiktok addiction scale questionnaire. the results of the study by analyzing using the Mann Whitney non-parametric technique using SPSS, found that there was a level of addiction in male and female students in Manganti District, Gresik. tiktok addiction for male students in the moderate category compared to female students in the moderate category.

Secondly, Journal by Salman Amin, Aatif Iftikhar, Arsha Saleem Meer (2022) with the title Intervening Effects of Academic Performance between TikTok Obsession and Psychological Wellbeing Challenges in University Students, this journal discusses how addiction to the TikTok application can affect academic performance, mental health, and student interactions with teachers and

parents. this study describes how TikTok addiction is worrying about students' mental health conditions and has an impact on academic performance. This research uses description analysis and uses and gratification theory. The respondents are students from various departments such as mass communication, sociology, international relations, political science, history, English, and Urdu departments. the results of this study showed significant association between Tiktok addiction and mental illness which leads to depression and anxiety as well as the poor academic performance.

Third, journal by Mela Rahmayani Muhamad, Ramdhani Fardiah, Oktariani Lubis (2021) The Effect of the Use of TikTok Applications on Student Addiction Behavior (Study of Regression Analysis of the Use of TikTok Applications on Addiction Behavior of Communication Sciences Students of Singaperbangsa Karawang University, Class of 2018-2019). This journal aims to determine the effect of TikTok addiction on students at Singaperbangsa University of Karawang class of 2018-2019. This study examines how the influence of using the TikTok application on student addiction behavior. This study uses McLuhan's technological determination theory, this theory refers that every technology created will create human patterns in it. The quantitative method and multiple linear regression analysis approach were used in this study. So this research analyzes communication patterns and behavioral thought structures and these patterns can be changed by the presence of new technology. The results of the researchers found that intensity and attractiveness had a significant effect on

student addiction behavior, while the content on the use of the TikTok application had no significant effect on student addiction behavior.

Most researchers have discussed Tiktok addictions in different objects and contexts. Based on previous study research on Tiktok addiction has been quite a lot done before. but the discussion regarding the The Effect of Tiktok Addiction is still very interesting to discuss. This study is slightly different from previous studies which mostly discuss the effect on behavior, this study tries to investigate what are the effects of tiktok addiction on student literacy in the faculty of Adab and Humanities This research is important because researchers are trying to analyze the effect of tiktok addiction on literacy.

## **B. Partinent Ideas**

### **1. Attribution theory**

Attribution theory is a theory put forward by a psychologist and lecturer at the American university of Kansas named Fritz Heider, he said that attribution is a process of drawing conclusions. So that the process of making conclusions is aimed at explaining how we draw conclusions about every behavior carried out by others and ourselves (Morrison, 2017: 75).

Based on this Kriyanto, (2017: 171) formulates the theory from Heider and Weiner:

- 1) Each individual is sensitive to tendencies in detecting the behavior they see
- 2) Individuals use a systematic process in describing each behavior.

- 3) The use of attributes once can affect feelings and behavior
- 4) Each individual does a reason in forming interpretations of others. in forming these interpretations there are stages in observing behavior, whether it is intentional or not, and classifying the behavior is driven by internal or external factors.

Thus, attribution theory provides an overview of human behavior. This explains how the theory observes changes in human behavior from internal and external impacts. This behavior is caused by internal factors that are controlled by the individual himself, while external factors are influenced by individual conditions in the surrounding environment and social ways.

Fritz Haider in (Morrisan,2017 : 75) suggests things that become a factor for someone to have certain behaviors :

- a. Influenced by personal (influences that are generated personally)

In controlling a personality there is a process that individuals use to select, organize, and interpret information inputs to be more selective in choosing something to understand. Each individual needs a frame of reference to evaluate new situations and direct actions in accordance with what they want..

- b. Situational conditions (influenced by the environment)

The environment is closely related to life based on the interaction of nature with society (surrounding). The environment is one of the factors that influence the formation and development of individual behavior, both the physical environment and the psychological environment. Therefore, it consists of the formation of morals, behavior, character, and character of a person. In general,

humans cannot escape the influence of the environment because the environment is always available around them.

c. There is ability (ability to do something)

Ability is a person's ability or capability to understand and use a certain skill to perform various tasks in his work. an ability can be done because of the desire to do things that are liked.

Stephen P. Robbins & Timonthy A. Judge further argue (2009: 57-61) that a person's overall ability basically consists of two groups of factors, namely

- 1) Intellectual ability, which is the ability needed to perform various mental activities (thinking, reasoning, and problem solving).
- 2) Physical ability, which is the ability to perform tasks that demand stamina, skill, strength, and similar characteristics.

d. The existence of effort (the desire to try something)

Effort is an activity that directs the energy of thought and time to achieve what is desired. therefore the effort is carried out on the basis of encouragement and desire in terms of doing something that is enjoyed or something that you want to get.

e. The existence of desire (desire to have something)

Desire is part of the activity in achieving what is wanted. desire can be interpreted as a form of feeling in terms of wanting to have something without

thinking about whether it is urgent or not, needed or not. Therefore, desire is a person's desire that if it is not achieved it will affect life.

f. Having a feeling (the feeling of something)

The existence of a feeling can help a person to be able to solve problems very well as well as things that are happy. feelings will make the mood better so that it can help complete the pending work. Then, feelings are the most important thing that is always inherent in a person.

g. A sense of belonging (a sense of belonging)

A sense of belonging is a feeling in a person. this sense of belonging refers to feelings, which are recognized, accepted, safe, and cared for by other individuals and groups. so that this sense of belonging becomes the main foundation in forming self-identity and becomes an emotional need. everyone must have a need for a sense of belonging as a form of giving motivation in a person.

h. Obligation (sense of responsibility)

An obligation is something that must be carried out and must (a right that must be exercised). obligation can foster a sense of responsibility towards oneself. someone who has an obligation will affect their behavior towards their environment.

## 2. Communication

Communication is a form of activity carried out in life and is an important point in carrying out daily activities. Communication touches all aspects of society with communication can build good cooperation in community relations, where communication can occur anywhere and anytime. Changra (2016: 23) communication is a form of interaction which influences each other both planned

and not. There are no restrictions on the form of communication including the use of verbal language, but it also includes expressions, paintings and technology. Along with the current technological developments, communication is developing rapidly by bringing up new ideas, innovations and ideas in facilitating the communication process itself so that it is more effective.

Communication is a message which is used in conveying opinions to others. By channeling information through information, an understanding and understanding between the two will be formed. Communication that goes well can change a person's closed mindset into an open person. Communication is built to maintain interpersonal relationships. So it can be said that in conveying a message the person who conveys a message is called a communicator and the person who receives the message is called a communicator, so communication can be said to be a medium that connects the communicator with the communicator. A communication becomes more effective if in interpersonal communication it is achieved in interpreting a message that can be received in accordance with the intent of the communicator.

Communication can also be said as a medium that accommodates or as a form of means that is useful as an intermediary in building interactions. The existence of communication can maintain and support a relationship, because communication can have an impact on a group to a group or group to an individual or vice versa. Stefanelli and Carvalho (2005) claims communication is the process of understanding and sharing sent and received messages that

influence the behavior of individuals involved in the messages received. So it can be concluded that people are constantly engaged in interactional.

In understanding the context of communication itself, it is necessary to first understand that in communication there are indicators that become a reference, but first we must know what indicators are. Indicator is one of the important points of a core topic that becomes a discussion so that it can be carried out properly when evaluating, with the indicator can achieve the goals of what we want to know. So we can know that an indicator plays a very important role in the discussion in this study.

The following are indicators that support an effective communication

a. Openness

Openness in a communication is a form of desire or willingness of an individual to be open to share information with the party he will tell. (Glambe: 2005: 395) says the content of a message to be conveyed is usually something about something about himself that can be about things he doesn't like or things he wants to hide from others.

b. Understanding

Communication will run well if the parties can understand each other's intentions of the message to be conveyed. The ability to understand a message conveyed by the communicator and received well by the party receiving the message. In a good understanding can make the message easier to absorb and the purpose of this understanding is that parties who exchange information, ideas and ideas are able to understand each other's functions

### c. Empathy

An empathy is needed as a form of understanding or feeling what you want to convey. Empathy is needed in order to be able to put oneself as another person. The nature of empathy is the ability to motivate oneself and be able to feel the experiences of other individuals, attitudes and expectations. According to (Devito, 1997: 260) sympathizing is a matter of what we can feel for others in the same way.

### d. Positive Attitude

Being positive in communication can have a positive impact on why a speaker. The positive nature that is channeled can provide a sense of security and comfort to the speaker. Positive feelings in communication can make communication more effective. The most pleasant thing is that there is positive energy when communicating so that you can enjoy the interaction comfortably.

Nowadays, communication has developed rapidly following the existing technology. The revolution that occurred in the field of communication allows individuals to be able to speak verbally over long distances. This very supportive technology is not limited by distance and time.

## 3. Social Media

Social media is now growing rapidly from year to year. The history of the emergence of social media occurred in the 70s, when a bulletin board was invented that could help send and receive information using electronic media by uploading and downloading software, this was done with the connection of a telephone line connected to a modem. Social media is online media that makes it

easy for users to participate, share, and create content including blogs, social networks, online forums, and virtual worlds..

The development of information technology has brought about many changes in social life. The existence of social media brings changes to people's behavior patterns there is a shift in existing culture, ethics, and norms. Indonesia itself is a country with the largest population of various races and religions. Social media users in Indonesia are dominated by various groups as a means of obtaining and conveying information to each other.

The following are some of the characteristics of social media media

- a. Network, is a component that can connect computers with other devices.  
Networks are needed as a connection because communication can occur when a computer is connected and contains data transfer.
- b. Information, is an important thing in social media, we need to know that social media contains information that can be obtained by its users. Users of social media can create their identity, create content and interact with other social media users.
- c. Archive, a component that becomes a feature in capturing moments, where this feature is used to store information and can be accessed anytime via any device.
- d. Interaction, the interaction between fellow social media users can help in expanding friendships and followers.

- e. Social media simulation, has a process as a form of continuity in society in the virtual world. The algorithm of social media is unique in many ways, and difficult to find in real life.
- f. Content, is one of the attractions on social media, each of the account users will create an interesting context not only aimed at self-satisfaction but also intended for other users who see it. Various contexts are created based on what is being discussed.

Social media is often a place to share fun, life, and achievements that can be shared on various social media platforms. Social media is also used to exchange information, because it contains features that make it easy for users to get more accurate and efficient information from various sources.

#### **4. Tiktok**

TikTok is one of the most popular and widely used applications in the world. TikTok allows users to create 15-second videos accompanied by music, filters, and various other creative features. However, at the end of 2023, TikTok released a new feature where users can upload videos with a duration of 10 minutes, this duration is longer than the original duration of TikTok which is 1560 seconds. This app was released by a Chinese company, ByteDance, which first released a short-form app called Douyin. In just one year, Douyin had 100 million users and 1 billion video views per day. Douyin's immense popularity led it to expand outside China under the name TikTok. According to a Sensor Tower report, the app was downloaded 700 million times in 2019.

TikTok app ranks second among several Facebook Inc. apps after Whatsapp, which has 1.5 billion downloads. In Indonesia, the app was the best in the Google Play Store in 2018. Moreover, TikTok also won the most interesting app category last July (Imron, 2018). The Ministry of Communications and Information Technology (Kominfo) blocked the app in mid-2018. The reason was the presence of negative content, especially for children. The app is very popular with teenagers, young children, and even adults who need entertainment. It is not only an app, but also a social media platform, as many young people and adults create and post videos on various social media platforms. Tik-Tok takes user safety very seriously, Tik-Tok allows users to set their accounts as 'public', 'friends only', and 'private' options it also offers a 'For You' feature, which allows users older than 16 to receive video recommendations based on their interests (Vivearya: 2016).

Therefore, Tiktok is not only makes the app more popular, but the people who use it are also popular. TikTok has its own characteristics. Videos uploaded by TikTok have a "watermark" in the form of a user name that differentiate it from other apps. Desmita (2010) then states that this application is widely used by various groups of all ages, this does not exclude the possibility that there is content that contains negative elements. The existence of negative content can certainly be detrimental to the mental development of its users, most of whom are adolescents under the age of 18, because they are not yet stable in terms of position and thinking.

Communication can be used as a means to convey feelings (emotions). These feelings can be conveyed through non-verbal behavior. Apart from nonverbal behavior, emotions can also be conveyed through art forms such as paintings. Emotions can be conveyed through art forms such as paintings, dances, songs, and poems. The process or result of the art can be uploaded to TikTok. In addition to conveying emotions, art can also be enjoyed by others. Escape the point of escape in this case is that social media can be an escape from the real word.

Omar and Dequen (2020: 250) argue that there are four reasons someone uses the TikTok application. The four reasons are:

a. Social interaction

In using the TikTok application, someone has an interest in social interaction, where TikTok can fulfill a person's need for communication and interact with other people virtually. Nasrullah (2017: 25) argues that social media which is TikTok, can be used in interacting with fellow users. The TikTok application provides various features such as users can send messages between fellow users, share, comment on other people's posts and can like videos that appear on the user's page.

b. Archiving

This shows that social media users such as TikTok can take photos or videos and upload them on social media to recall special moments in their lives.

So that, the TikTok application can help each user in tracking each moments to recall in their account. With the save video feature, users can download videos that have been uploaded previously.

#### c. Expression

The TikTok application which contains videos can help its users express themselves. Mulyana (2020: 24) argues that one of the functions of communication is expressive. Communication can be used as a component in conveying feelings (emotions). These feelings can be channeled with non-verbal behavior. In addition, with non-verbal behavior, emotions can also be channeled through art such as singing, dancing or painting which can be uploaded on TikTok social media, so that the TikTok application can convey feelings that others can enjoy.

#### d. Escape

Escape means that social media can be a place to distract yourself from the life around you. Social media is able to provide a feeling of safety and comfort and fun for its users.

The TikTok application, as described above, contains short video content from 15 seconds to 10 minutes. The content contained now is not only about entertainment but includes the world of education. Which is where the TikTok application users are competing to create educational video content that is packaged attractively so that it attracts students to watch the video. Quoted from [www.cnnindonesia.com](http://www.cnnindonesia.com), Indonesia is ranked second in the top as of early 2023 with 109.9 million users after the United States with 113.25 million. This shows

the pontensial of the TikTok application which is the favorite of many groups, especially students.

Various educational content is now created by covering all student needs. Not surprisingly, many students are actively playing TikTok social media to get additional lessons that may be better understood. Currently, many students use the TikTok application as a place to get additional information.

### **5. Addictive Behavior**

Soetjipto (2015) Addiction is a psychologically formed dependence that is associated with stimulus that does not only come from objects or substances. Therefore it can be said addiction is a condition in which individuals depend on the things they enjoy until it creates a desire to do it continuously.

CMC (computer mediated communication) is called CMC. According to Canton and Tardin (2006), CMC is communication that takes place between individuals through computers (Nasrullah, 2014: 79). Addiction behavior or addiction referred to in this study is addiction behavior to the TikTok application. TikTok is an application that is classified as a social media application and the interaction process is mediated by a computer. According to Andreassen (2015: 175), social media addiction is called social media addiction.

Andreassen (2015: 175), social media addiction is paying too much attention to social media, and this is due to a strong motivation to use and devote a lot of time to it, so that other activities such as work, relationships and daily activities are disrupted.

Goldbreg lists a number of criteria when someone experiences addictive behavior as a result of computer-mediated communication (CMC). The criteria are as follows: (Thurlow, C., Lengel, L., Tomic 2004: 151 - 152) :

- a. Tolerance. users experience periods of time that exceed the tolerance period. In this case, the amount of time spent using the media every day increases to get pleasure. Thus, addiction as a medium is certainly used many times to get satisfaction and pleasure.
- b. Restlessness, fantasies of dreaming about everything that appears in the media, more active use of fingers to write something. When users use Tiktok, they become anxious if they cannot access Tiktok.
- c. Spend a lot of time; users will spend a lot of time on TikTok because TikTok offers many creative features and users will be recommended content based on their interests from their browsing history spend more time on TikTok (Zhang et al. 2019: 4)
- d. Reduced activity. People will be interrupted or reduced in their real-world activities. For example, interrupted or neglected work, or reduced social activities such as meeting friends or participant in social occasions due to the effects of media use. TikTok can help people connect with family and friends and expand their online friendship networks (Zhang et al. 2019: 5), so TikTok users will feel the enjoy of online friendship for TikTok user because of disrupted by real-world activities.

Meanwhile Griffiths (2014) claims that a person can be said to have an addictive attitude if a person has three or more criteria for an addictive attitude during 12 months of use, namely:

1. Continuous excessive use
2. Difficult to focus / irritable / restless if not using tiktok
3. Neglected activities due to excessive use of tiktok
4. Choosing to play tiktok rather than gathering with friends, family and the surrounding environment
5. In playing tiktok longer than the planned time
6. The use of tiktok affects sleep patterns and health.

At this point, Griffiths also outlines six points towards addictive attitudes, such as:

a. Salience

This point relates to the use of the TikTok application in everyday life as the most important activity in dominating the thoughts, feelings and behavior of the person.

b. Mood modification

The use of tiktok as a place for someone to get pleasure in playing tiktok.

c. Tolerance

The use of TikTok which is used continuously in achieving self-satisfaction, so that it can be said that someone has become attached to the TikTok application and gradually increases its use every day.

d. Withdrawal symptoms

Uncomfortable feelings caused (moodiness) when unable to use TikTok.

e. Conflict

The occurrence of conflict between a person and his environment, as well as on himself in using tiktok excessively.

f. Relapse

The use of tiktok as before or even more than before after having stopped using it for some time.

## 6. Literacy

Literacy in etymology comes from Latin, namely literatus which means letters, while in general literacy is an ability to read and write. Literacy is a process related to improving previous knowledge, culture and experience to improve knowledge with more advanced and clearer understanding. Furthermore, the definition of literacy is the ability to understand a symbol. The concept of literacy in main field focus on read and write. According to the initial concept literacy is a seen of the understand of the letters, word, and meaning, therefore literacy is more develop in language.

Fisher and Eaness (2006:83) claims that literacy is combined between the ability of read, think, and write. These of the skills focus on interaction in

other various context. The integration of information can be perceived in knowledge from the text or verbal to develop our ability cognitive in read and write. From the previous description, it can be seen that literacy is the knowledge and the proficiency in reading, writing, searching, process and understand information to analyze, respond in the use of written text to achieve goals, as well as understanding and language skills, as well as participating in the the surrounding environment.

Literacy is one of important part in campus because college student needed have skills to realize about what is the literacy itself. Having awareness of literacy skills will bring students to the level of understanding to think critically factually and theoretically. Students are generally required to complete their studies by making a scientific work where awareness of understanding literacy itself. To make a scientific paper as a final project for a student is necessary to master reading skills, wringing, critical thinking, which is a basic skill that exists in literacy. Based on this, it is clear that students are required to have awareness of literacy skills.

Things that can support student literacy are getting used to reading journals or reading books. Currently, factual information is not only obtained from print media but can also be found on social media. When students cannot be separated by social media, but that is not only a bad thing but we can look at the side where social media can also be a means of accessing and finding information. many social media now provide factual information such as those that are easily found

on social media such as Facebook, Twitter, Instagram, and of course social media which is currently very popular among students, namely tiktok.

The program of literacy is focus on develop our cognitive, social, emosional, and the main point is language. The target of program literacy is children and students. From this program we can understand how the important of a knowledge and optimalize information with a read and writing. Therefore the literacy program is one of poin to develop our interest in read and write.

Reading literacy is the ability to independently read, comprehend, analyze, and think critically about different types of print and digital texts. Reading literacy is required for a variety of purposes such as for personal enjoyment to learn about the world

#### a. Reading literacy

Reading literacy in the general public is defined as reading. The definition of reading literacy has undergone many developments that have a broad meaning. Now, reading literacy does not only mean reading a reading text by understanding the words or sentences in a reading text.

Taylor & Mackenney (2008: 230) defines reading literacy as an activity in obtaining messages flexibly used to solve problems. This definition can be interpreted in the combination of several letters and words that focus on reading in understanding the meaning of reading so that readers are easier to understand the author's message.

Therefore, reading literacy is the ability to understand the meaning of the reading text needed by students. Students as educated people are expected to participate in building a community of readers. So it can be interpreted that reading literacy is not only about reading letters, words, sentences, and writings on sheets of paper or books but more broadly includes a need that is used in fulfilling daily needs. In its usefulness, reading literacy includes learning, working, and communicating both verbally and non-verbally.

Reading ability is the ability to understand and recognize words in reading.

While the purpose of reading is that students can understand and conclude the essence of the reading. Reading literacy does not only focus on reading but develops students' ability to understand and criticize the content of the reading. This reading activity, is hoped can develop students' potential and can make students think critically about what they read, hear, and see. Reading literacy focuses on obtaining information in reading texts, understanding and evaluating engagement with written texts to participate in society, to achieve goals and develop knowledge and potential (OECD, 2019b).

The Program for International Student Assessment (PISA) is an international standardized testing system administered by an Organization for Economic Co-operation and Development (OECD) to assess education systems around the world. Economic Cooperation and Development (OECD) to assess education systems around the world.

PISA aims to provide evidence on students' skills, including literacy, as a basis for assessment and motivation for lifelong learning, as parents, students and

society, as well as education administrators, need to know the answers to these questions (Hopfenbeck et al., 2018). PISA focuses on students' literacy by including discourse in three key skills, namely finding information in text :Finding information is an important element of reading a book, magazine, newspaper or digital systems such as the internet and websites; test comprehension :PISA defines literacy as the ability to understand, use, evaluate and reflect on texts to achieve goals, develop knowledge and potential and participate fully in society (OECD, 2019).). Good reading skills are needed in developing skills and knowledge. Student involvement in reading is defined as a form of independence in determining reading activities, such as reading material, reading topics, and the purpose of reading the text; evaluating text : PISA reading literacy includes higher-order reading comprehension processes that requires readers to engage critically and creatively with texts in order to understand the meaning, values, functions, and connections between the reading content and more significant real-life problem and the impact of the problem.

Pearson and Campbell (1981) discussed the potential of grammar as a form of reading comprehension and showed that knowledge of sentence structure, especially in expository texts, is an effective source of reading comprehension, both directly and indirectly that is, students' comprehension and recall improve, whether students are trained to recognize the organizational features of the text, or whether students are trained through various reading strategy instructional approaches.

Reading is an activity carried out to obtain information and knowledge. Koller (1983: 47) says that reading depends on the structure of language as a communication process between writers and readers who depend on written language. Reading is a critical thinking process carried out by the reader to obtain a comprehensive understanding of the content of the reading that the author wants to convey. Reading text is a medium of communication between readers and writers, but communication can work properly if the reader understands the vocabulary conveyed by the author. Thus, it can be interpreted that students must understand the meaning of vocabulary in a reading text before building an understanding of the content of the text.

A reading text is needed by students to increase their knowledge and basic understanding in order to get information from the reading. In reading texts, students must pay close attention to each content of the text they read. Because the major problem for students who read difficult texts is that they often do not understand well the text as a whole even when they feel that the vocabulary and sentence structure are not obstacles to understanding, the content of the text.

Literacy in the campus is a movement that supports students to be more active. Good literacy skills help students in critical thinking and a qualified understanding that students can solve things intelligently through various activities such as reading, writing, listening, and listening.

The campus is a place for students to study and can become a center for developing a literacy culture. so several steps are needed as stated by Beers

(2014)

a. The Physical Environment

Creating environmental conditions that are friendly to literacy. the physical situation on campus helps students in supporting their needs as learners. literacy referred to here is the movement of reading, listening, and writing. in these activities, it is very helpful for student academics.

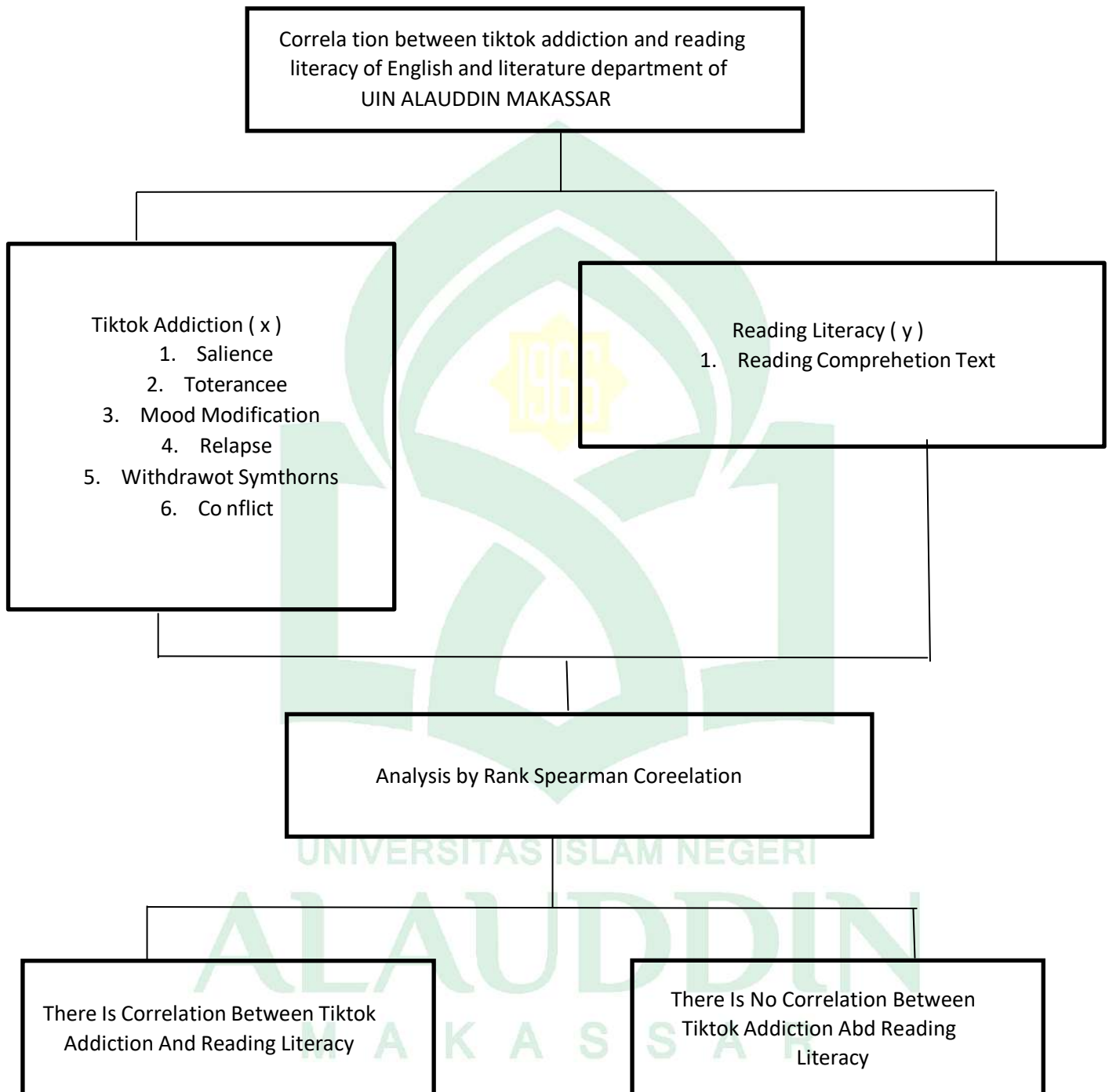
b. The social and Effective Environment

Building a social and effective environment for students as a model of good communication and interaction. the social environment is very helpful for students in completing every task given. and the effectiveness of an environment builds a responsible person.

c. The Academic Environment

Creating a campus as a literate academic environment. The campus environment helps students in building a disciplined person. the academic environment supports the attitude of students as educated people.

### CONCEPTUAL FRAMEWORK



## **CHAPTER III**

### **RESEARCH METHODOLOGY**

#### **A. Research Method**

This research used quantitative method. Quantitative is a scientific research method with a systematic system in the form of a series of systematic investigations of phenomena by collecting data which is then measured with statistical techniques.

In this study, researchers used quantitative descriptive research, which focuses on describing in detail existing facts and data. This study used a correlational research methods. Correlation comes from the basic word correlation which describes statistical techniques used to find the relationship between two quantitative variables. A feature of the correlation method is that the research does not require too many research subjects.

#### **B. Population and Sample Research**

##### **1. Population**

Population is a generational place consisting of objects or subjects that have certain characteristics and qualities that are determined by the research to be examined and then conclude it. Therefore, in this research, the researcher chose the students of English and Literature Department faculty Adab and Humanities, that consists of bacth 2019, 2020, 2021.

| Batch | Sudent |
|-------|--------|
| 2019  | 111    |
| 2020  | 190    |
| 2021  | 114    |
| Total | 415    |

(souces:English and Literature Department)

## 2. Sample

The sample is part of the population that has characteristics or a small part of the population taken according to the procedure. This research used purposive in selecting the sample, the researcher first made observations to find out students who use the Tiktok application in category active using tikok in the last 12 months. Then, investigate samples who actively used Tiktok to determine this research. The sample in the research was 46 English and Literature Department students consisting in students from each batch of 2019, 2020, 2021 . The data sources in this study were taken by the researcher herself through distributing questionnaires.

## C. Operational Definition

1. The independent variable in this research is TikTok addiction which is symbolized by the letter X. Tiktok addiction uses a questionnaire. this study chose a questionnaire technique with the Likert scale method in measuring the addiction of English and Literature Department students.
2. The dependent variable in this research is literacy which is symbolized by the letter Y. Literacy in this study focuses on reading texts.

## D. Research Instrument

The instruments for this research are Tiktok addiction questionnaire and reading test as a point to find out the corelation between Tiktok addiction and reading literacy of English and Litearture Department students'. The questionnaire contained general information related tiktok addiction and reading text. It has been utilized that its range 1-5 Likert Scale.

### 1. Questionnaire

**Table 3.1 Tiktok addiction scale**

| Variable<br>X       | Categories           | Item      |
|---------------------|----------------------|-----------|
| Tiktok<br>Addiction | 1. Salince           | 1, 18, 11 |
|                     | 2. Tolerancee        | 2, 6, 13  |
|                     | 3. Mood Modification | 4, 9, 14  |
|                     | 4. Relapse           | 3, 7, 10  |
|                     | 5. Withdrawal        | 5, 15, 17 |
|                     | 6. Conflict          | 8, 16, 12 |
| Total               |                      | 18        |

## 2. Reading Comprehension Test

**Table 3.2 Indikator Reading Comprehension Test**

| Variable Y | Indicator                                                   |
|------------|-------------------------------------------------------------|
| 1          | Determining the main idea of the text                       |
| 2          | Identifying the specific information based on the text      |
| 3          | Identifying the detail information based on the text        |
| 4          | Identifying implicitly stated information based on the text |
| 5          | Determining the purpose of the text                         |

## 3. Validity test and Reliability test

Need to know before doing research, the first thing that needs to be done is to test the research instrument. The test is done to find out if the instrument is suitable for use. For that, an instrument must be tested for validity and reliability.

In this research, researchers used a questionnaire scale that had been adopted in Chen, J. S. (2022, May 7). TikTok Addiction Scale: Reliability and Validity related to TikTok addiction. It has been validated and reliable. The reading comprehension text in The Relationship between Students' Anxiety and their English Reading Comprehension by Rita Paradita (2015), it has been validated and reliable.

## E. Technique of Data Collection

1. The Researcher distributed questionnaires to English Language and Literature Department students who actively use TikTok. The questionnaire was in form of google form which contains questions

about whether the student is active in using TikTok or not and students that actively using Tiktok in pass of 12 months.

2. The Researcher classify each response obtained through google form to see students who were active in using TikTok.
3. The questionnaire contained a general information related to Tiktok addiction and the reading text. It has been utilized that range 1-5 Likert Scale, with responses ranging from “very often” to “ very rarely” for question of Tiktok addiction behaviour and reading comprehension test that divided into twenty multiple choices.
4. The Research used correlation bivariate test to analyze students’ addiction and their reading text. This analysis aimed to know the significant of Tiktok addiction behavior toward students reading literacy. The researcher used SPSS as tools to help analysis the data.

#### **F. Technique of Data Analysis**

Data analysis techniques were techniques that researchers did when all respondents were collected. In this case the researcher used the correlation method to find the relationship between the two variables which is intended to determine whether there is a relationship between the two variables X and Y with data processing using SPSS.

Correlation test analysis (rank spearman), this analysis is to measure the level of closeness between two variables that not have normal data distribution. The technique focuses on finding the correlation between the two variables X and Y..The following formula is used in rank spearman:

$$\rho = 1 - \frac{6 (\sum d^2)}{\sqrt{n} \sum (n^2 - 1)}$$

$\rho$  = Correlation value of rank pearman

$n$  = The number of pair rank spearman

$d^2$  = The difference between each pair of spearman rank

The rank spearman correlation test has a correlation coefficient value ranging from -1.0 and 1.0. A value of -1 means there is a perfect negative correlation, 0, meaning there is no correlation and 1 means there is a perfect positive correlation. So that it can be concluded that the value of the coefficient close to -1 and 1 means that it is closely related, while when it is close to 0 it means that the relationship is weakened

Thus the significance of variables X and Y using the r table criteria with a significance level of 0.05. If positive and  $\rho_{\text{count}} \geq \rho_{\text{table}}$  then there is a significant relationship between variables X and Y, if  $\rho_{\text{count}} \leq \rho_{\text{table}}$  then there is no significant relationship between variables X and Y.

$\rho$ -value is not more than the price ( $-1 \leq r < 1$ ). Meaning that the largest r value is +1 and the lowest is -1. If  $r = 1$  perfect negative correlation;  $r = 0$  no correlation; and  $r = 1$  means very strong correlation.

Rank spearman correlation analysis in this research uses the corelative-bivariate test. Therefore, to determine the significance between variables X and Y will be done with the following test:

$H_0$  = There is no corelation of TikTok addiction on English and Literature Depaertment students regarding reading literacy

$H_a$  = There is a corelation between TikTok addiction and Reading Literacy of English and Literature Department students in carrying out the test criteria, as follows:

**Table 3.3 The Categories value**

| No | R- Value    | Interpretation                |
|----|-------------|-------------------------------|
| 1  | 0,00        | No relation                   |
| 2  | 0,01 - 0,09 | Less significant relationship |
| 3  | 0,10 – 0,29 | Moderate                      |
| 4  | 0,30 – 0,49 | Strong relationship           |
| 5  | 0,50 – 0,69 | Very strong relationship      |
| 6  | 0,70 – 0,89 | Perfect relationship          |
| 7  | >0,90       |                               |

*sources: Jonathan Sarwono:2011)*

1. If the significance  $< 0.05$  then  $H_0$  is accepted and there is no corelation of TikTok addiction and Reading literacy of English and Literature Department students.
2. If the significance  $> 0.05$   $H_a$  is accepted and there is a corelation of TikTok addiction and Reading literacy of English and Literature Department students.

The criteria as follow to rate students' in TikTok Addiction

**Table 3.4 TikTok Addiction Category**

| Categories | Score |
|------------|-------|
| Very high  | 73-90 |
| High       | 55-72 |
| Moderate   | 37-54 |
| Low        | 19-36 |
| Very low   | 1-18  |

*(sources: adopted from Depdikbud Nurleni 2012)*

The criteria as follow to rate students in Reading Comprehension

**Table 3.5 Reading Comprehension Category**

| Categories | Score |
|------------|-------|
| Very good  | 17-20 |
| Good       | 13-16 |
| Moderate   | 9-12  |
| Bad        | 5-8   |
| Very bad   | 1-4   |


*(sources: adopted from Depdikbud Nurleni 2012)*

## **G. Hypothesis**

Based on the conceptual framework above, conclusions can be outlined which are temporary answers to a problem in this research. this conclusion can be used as a hypothesis formulation. The formulation of the hypothesis is as follows

H<sub>a</sub>: There is a corelation between TikTok addiction and Reading Literacy of English and Literature Department students

H<sub>o</sub>: There is no corelation between TikTok addiction and Reading Literacy of English and Literature Department students.



## **CHAPTER IV**

### **FINDINGS AND DISCUSSION**

#### **A. Findings**

This research as mentioned in previous chapter, the research used correlational-bivariate test for investigating whether there is any significant relationship between TikTok addiction and the English and literature department students' reading literacy or not.

To complete the data, the researcher adapted a TikTok addiction questionnaire that designed by Chen, J. S (2022) and reading comprehension test in The Relationship between Students' Anxiety and their English Reading Comprehension by Rita Paradita (2015) that all the instruments has been validated and reliable.

Moreover, the researcher conducted the research using questionnaire and reading comprehension test in batch 2019,2020,2021 that consists of 46 students. Then, the researcher analysed the data using Rank Spearman formula to know the significant between two variables X and Y. The researcher showed the findings in this chapter into several points below:

#### **1. Corelation between TikTok Addiction and reading literacy of English and Literature Department students**

##### **a). Result of test**

The statistical calculation of 46 students TikTok addiction and their reading comprehension test were calculated. The students TikTok addiction score

is 2354 and the students reading comprehension test is 608. The result of TikTok addiction score and reading comprehension test score can be seen as follow:

The highest score

TikTok Addiction score 69

Reading Comprehension test score 18

The lowest score

TikTok Addiction score 23

Reading Comprehension test score 8

Furthermore, the mean of TikTok addiction score is 51.17 with the standard derivation 9.762. The mean of reading comprehension test score is 13.22 with the standard derivation 2.966.

By using SPSS, the researchers got summary as follows:

**Table 4.1 Summary score of TikTok Addiction and Reading Comprehension test.**

| Parameter      | X     | y     |
|----------------|-------|-------|
| Maximum        | 69    | 18    |
| Minimum        | 23    | 8     |
| Std Derivation | 9.762 | 2.966 |
| Mean           | 51.17 | 13.22 |
| Median         | 52.00 | 13.00 |

### b). Correlation result

**Table 4.2 The result of correlation calculation**

#### SKOR PERTANYAAN VARIABEL TIKTOK ADDICTION

|                          |                 |        |
|--------------------------|-----------------|--------|
| Spearman's rho THE SCORE | Correlation     | 1.000  |
| QUESTION of              | Coefficient     |        |
| TIKTOK ADDICTION         |                 |        |
|                          | Sig. (2-tailed) | .      |
| VARIABLE                 |                 |        |
|                          | N               | 46     |
| THE SCORE                | Correlation     | .478** |
| QUESTION of              | Coefficient     |        |
| READING LITERACY         |                 |        |
|                          | Sig. (2-tailed) | .001   |
| VARIABLE                 |                 |        |
|                          | N               | 46     |

\*. Correlation is significant at the 0.01 level (2-tailed).

Based on the table above, the researcher describes that  $\rho$  coefficient is 0.478 and Sig.(2-tailed) is 0.001. Then the researcher looked at R table as mentioned in chapter III.

From the table  $\rho_{\text{result}}$  is included into the fourth category (0.30 – 0.49) that describes there is strong correlation between TikTok addiction and Reading literacy. from the result it approves significant correlation. It means  $H_0$  was rejected and  $H_a$  was accepted. It can be concluded there is relationship between

TikTok addiction and reading literacy on English and Literature Department students.

**c). The Normality test**

The researcher used SPSS to count the normality each of instruments. The instruments would be normal distribution if the result of calculation from SPSS that showed less than the result *Shapiro-Wilk* with table with the number of samples 46.

These tests are valued using SPSS. The normality using one sample

*Shapiro-walk* test result as can be seen as follow:

**Table 4.5 Normality test**

|                                                          | Kolmogorov-Smirnov |    |      | Shapiro-Wilk |    |      |
|----------------------------------------------------------|--------------------|----|------|--------------|----|------|
|                                                          | Statistic          | Df | Sig. | Statistic    | df | Sig. |
| THE SCORE<br>QUESTION of<br>TIKTOK ADDICTION<br>VARIABLE | .126               | 46 | .065 | .953         | 46 | .060 |
| THE SCORE<br>QUESTION of<br>READING LITERACY<br>VARIABLE | .138               | 46 | .029 | .931         | 46 | .009 |

a. Lilliefors Significance Correction

From the result above, first this test used a Spermans formula because there is one the data not normally distributed that can be seen only TikTok addiction is categorized normally distributed because the value of significant are higher than  $>0,05$ , while reading comprehension test  $<0,05$ . Spearman used if there is one of the interval-scale variables.

#### d). The Interpretation of The Data

To find the result of the relationship between TikTok addiction score and Reading Literacy score on English and Literature Department students, the researcher calculated the data through of SPSS. The result from the program that can be concluded as follow below:

**Table 4.3 TikTok Addiction category score**

| Category  | Score     |         |
|-----------|-----------|---------|
|           | Frequency | Percent |
| Very high | 0         | 0       |
| High      | 15        | 32,6%   |
| Moderate  | 28        | 60,8%   |
| Low       | 3         | 6,5%    |
| Very low  | 0         | 0       |

From on the data above, that can be seen of students score in category high 15 (32%), moderate 28 (60%), and low 3 (6%). In this information students dominant moderate for TikTok addiction.

**Table 4.4 Reading test category sore**

| Category  | Score     |         |
|-----------|-----------|---------|
|           | Frequency | Percent |
| Very good | 10        | 21,7%   |
| Good      | 14        | 30,4%   |
| Moderate  | 21        | 45,6%   |
| Bad       | 1         | 2,2%    |
| Very bad  | 0         | 0       |

Based on the data above, that can be concluded of students score in category very good 10 (21%), good 14 (30%), moderate 21 (45%), bad 1 (2%). In this information students dominant moderate for reading comprehension.

**Table 4.5 Students score category between TikTok addiction and reading test**

| Category | Score     |         |
|----------|-----------|---------|
|          | Frequency | Percent |
| H-VG     | 7         | 15,2%   |
| H-G      | 4         | 8,6%    |
| H-M      | 4         | 8,7%    |
| M-VG     | 3         | 6,5%    |
| M-G      | 9         | 19,6%   |
| M-M      | 16        | 34,7%   |
| L-G      | 1         | 2,2%    |

|       |    |      |
|-------|----|------|
| L-M   | 1  | 2,2% |
| L-B   | 1  | 2,2% |
| Total | 46 | 100% |

Based on the data information above, it can be concluded that these results out of 46 students are relevant to the results of the correlation test. In the correlation test it is said that there is a unidirectional relationship between the variables of TikTok addiction and reading literacy ,Therefore MM(moderate-moderate) 16 (34%) it is dominant, MG (moderate-good) 9 (19%), H-VG (high-very good) 7 (15%), HG (high-good) 4 (8%), HM (high-moderate) 4 (8%), M-VG (moderate-very good) 3 (6%), LM (low-moderate) 1 (2%), LG (low-good) 1 (2%), and LB (low-bad) 1 (2%).

**e). Scoring Classification of Students questionnaire each item**

- 1). Salience: Spent a lot time thinking about TikTok or planned use of TikTok.

**Table 4.6 Students Questionnaire Classification in Salience**

|       |             | Frequency | Percent |
|-------|-------------|-----------|---------|
| Valid | Very often  | 6         | 13.0    |
|       | Often       | 18        | 39.1    |
|       | Netral      | 14        | 30.4    |
|       | Rarely      | 7         | 15.2    |
|       | Very rarely | 1         | 2.2     |

|       |    |       |
|-------|----|-------|
| Total | 46 | 100.0 |
|-------|----|-------|

From the question of the item Salience “spent a lot of time thinking about TikTok or planned use of TikTok”, 6(13%) out of 46 students very often, 18 (39%) students often, 14 (30%) students netral, 7 (15%) students rarely, and 1 (2%) student very rarely. Based on the information, most of students often spent a lot of time playing TikTok.

Salience: Thought a lot of about what has happened on TikTok recently

**Table 4.7 Questionnaire item of Salience**

| Frequency   | Percent  |
|-------------|----------|
| Very often  | 4 8.7    |
| Often       | 16 34.8  |
| Netral      | 13 28.3  |
| Rarely      | 7 15.2   |
| Very rarely | 6 13.0   |
| Total       | 46 100.0 |

The question of the item salience” Thought a lot of about what has happened on TikTok recently” 4 (8%) students very often, 16 (34%) students often, 13 (28%) students netral, 7 (15%) students rarely, 6 (13%) students very rarely. In this information most of students often of thought about TikTok in recently.

**Saliency:** Thought about how you could free more time to spent on TikTok

**Table 4.8 Questionnaire of item Saliency**

| Frequency |             |    | Percent |
|-----------|-------------|----|---------|
| Valid     | Very often  | 6  | 13.0    |
|           | Often       | 16 | 34.8    |
|           | Neutral     | 7  | 15.2    |
|           | Rarely      | 12 | 26.1    |
|           | Very rarely | 5  | 10.9    |
|           | Total       | 46 | 100.0   |

From the question of item saliency “Thought about how you could free more time to spent on TikTok, 6 (13%) students very often, 16 (34%) students often, 7 (15%) students neutral, 12 (26%) students rarely, 5 (10%) students very rarely. This information can be concluded most of students often thought of spent more their free time on TikTok.

2). Tolerance: Spent more time on TikTok than initially intended

**Table 4.9 Questionnaire of item Tolerance**

| Frequency |             |    | Percent |
|-----------|-------------|----|---------|
| Valid     | Very often  | 5  | 10.9    |
|           | Often       | 22 | 47.8    |
|           | Neutral     | 18 | 39.1    |
|           | Very rarely | 1  | 2.2     |
|           | Total       | 46 | 100.0   |

From the question of item tolerance “Spent more time on TikTok than initially intended”, 5 (10%) students very often, 22 (47%), 18 (39%) students neutral, 1 (2%) student very rarely. Based on the information most of students is often of spent their time playing TikTok.

**Tolerance:** Felt on urge to use TikTok more and more

**Table 4.10 Questionnaire item of Tolerance**

| Frequency |             | Percent  |
|-----------|-------------|----------|
| Valid     | Very often  | 5 10.9   |
|           | Often       | 13 28.3  |
|           | Neutral     | 23 50.0  |
|           | Rarely      | 2 4.3    |
|           | Very rarely | 3 6.5    |
|           | Total       | 46 100.0 |

From the question of item tolerance “Felt on urge to use TikTok more and more”, 5 (10%) students very rarely, 13 (28%) students often, 23 (50%) students neutral, 2 (4%) students rarely, 3 (6%) students very rarely. In this information most students neutral of felt on urge to use TikTok more and more.

**Tolerance:** Felt that you had to use TikTok more and more in order to get the same pleasure from it.

**Table 4.11 Questionnaire item of Tolerance**

|       |             | Frequency | Percent |
|-------|-------------|-----------|---------|
| Valid | Very often  | 2         | 4.3     |
|       | Often       | 13        | 28.3    |
|       | Neutral     | 13        | 28.3    |
|       | Rarely      | 10        | 21.7    |
|       | Very rarely | 8         | 17.4    |
| Total |             | 46        | 100.0   |

From the question item of tolerance “Felt that you had to use TikTok more and more in order to get the same pleasure from it”, 2 (4%) students very often, 13 (28%) students often, 13 (28%) students neutral, 10 (21%) students rarely, 8 (17%) students very rarely. Based on the information most of students are often and neutral to playing TikTok more and more in order to get the same pleasure from

3). Mood Modification: Used TikTok in order to forget personal problem.

**Table 4.7 Questionnaire item of Mood Modification**

|       |            | Frequency | Percent |
|-------|------------|-----------|---------|
| Valid | Very often | 13        | 28.3    |
|       | Often      | 16        | 34.8    |

|  |             |    |       |
|--|-------------|----|-------|
|  | Neutral     | 10 | 21.7  |
|  | Rarely      | 6  | 13.0  |
|  | Very rarely | 1  | 2.2   |
|  | Total       | 46 | 100.0 |

From the question item of mood modification “Used TikTok in order to forget personal problem”, 13 (28%) students very often, 16 (34%) students often, 10 (21%) students neutral, 6 (13%) students rarely, 1 (2%) student very rarely. In this information most of student often use TikTok to forget their personal problem.

**Mood Modification:** Used TikTok to reduce feelings of guilt, anxiety, helplessness, and depression

**Table 4.12 Questionnaire item of Mood Modification**

|       |             | Frequency | Percent |
|-------|-------------|-----------|---------|
| Valid | Very often  | 8         | 17.4    |
|       | Often       | 15        | 32.6    |
|       | Neutral     | 12        | 26.1    |
|       | Rarely      | 8         | 17.4    |
|       | Very rarely | 3         | 6.5     |
|       | Total       | 46        | 100.0   |

The question item of mood modification” Used TikTok to reduce feelings of guilt, anxiety, helplessness, depression”, 8 (17%) students very often, 15 (32%)

students often, 12 (26%) students neutral, 8 (17%) students rarely, 3 (6%) students very rarely.

**Mood Modification:** Used TikTok in order to reduce restlessness **Table**

#### 4.13 Questionnaire item of Mood Modification

|       |             | Frequency | Percent |
|-------|-------------|-----------|---------|
| Valid | Very often  | 4         | 8.7     |
|       | Often       | 16        | 34.8    |
|       | Neutral     | 10        | 21.7    |
|       | Rarely      | 10        | 21.7    |
|       | Very rarely | 6         | 13.0    |
|       | Total       | 46        | 100.0   |

From the question item of Mood Modification” Used TikTok in order to forget restlessness”, 4 (8%) students very often, 16 (34%) students often, 10 (21%) students neutral, 10 (21%) students rarely, 6 (13%) students very rarely.

Relapse: Experienced that others of have told you reduce your use of TikTok but listened to them.

**Table 4.14 Questionnaire item of Relapse**

|       |            | Frequency | Percent |
|-------|------------|-----------|---------|
| Valid | Very often | 4         | 8.7     |
|       | Often      | 16        | 34.8    |
|       | Neutral    | 11        | 23.9    |

|             |    |       |
|-------------|----|-------|
| Rarely      | 8  | 17.4  |
| Very rarely | 7  | 15.2  |
| Total       | 46 | 100.0 |

From the question item of relapse “Experienced that others of have told you reduce your use of TikTok but listened to them”, 4 (8%) students very often, 16 (34%) students often, 11 (23%) students neutral, 8 (17%) students rarely, 7 (15%) students very rarely.

4). Relapse: Tried to cut down on the use of TikTok without success

**Table 4.15 Questionnaire item of Relapse**

|       |             | Frequency | Percent |
|-------|-------------|-----------|---------|
| Valid | Very often  | 4         | 8.7     |
|       | Often       | 15        | 32.6    |
|       | Neutral     | 20        | 43.5    |
|       | Rarely      | 6         | 13.0    |
|       | Very rarely | 1         | 2.2     |
|       | Total       | 46        | 100.0   |

From the question item of Relapse” Tried to cut down on the use of TikTok without success”, 4 (8%) students very often, 15 (32%) students often, 20 (43%) students neutral, 6 (13%) students rarely, 1 (2%) student very rarely.

Relapse: Decided to use TikTok less frequently, but not managed to do so.

**Table 4.16 Questionnaire item of Relapse**

| Frequency |             | Percent  |
|-----------|-------------|----------|
| Valid     | Very often  | 6 13.0   |
|           | Often       | 14 30.4  |
|           | Neutral     | 15 32.6  |
|           | Rarely      | 5 10.9   |
|           | Very rarely | 6 13.0   |
|           | Total       | 46 100.0 |

Based on the question item of relapse “Decided to use TikTok less frequently, but not managed to do so. 6 (13%) students very rarely, 14 (30%) students often, 15 (32%) students neutral, 5 (10%) students rarely, 6 (13%) students very rarely.

5). Withdrawal: Became restless or trouble if you have been prohibited from using TikTok.

**Table 4.17 Questionnaire item of Withdrawal**

| Frequency |             | Percent  |
|-----------|-------------|----------|
| Valid     | Very often  | 6 13.0   |
|           | Often       | 9 19.6   |
|           | Neutral     | 16 34.8  |
|           | Rarely      | 9 19.6   |
|           | Very rarely | 6 13.0   |
|           | Total       | 46 100.0 |

From the question item of withdrawal “Became restless or trouble if you have been prohibited from using TikTok”, 6 (13%) students very often, 9 (19%) students often, 16 (34%) students neutral, 9 (19%) students rarely, 6 (13%) students very rarely.

Withdrawal: Became irritable if you have been prohibited from using TikTok.

**Table 4.18 Questionnaire item of Withdrawal**

|       |             | Frequency | Percent |
|-------|-------------|-----------|---------|
| Valid | Very often  | 3         | 6.5     |
|       | Often       | 15        | 32.6    |
|       | Neutral     | 8         | 17.4    |
|       | Rarely      | 9         | 19.6    |
|       | Very rarely | 11        | 23.9    |
|       | Total       | 46        | 100.0   |

From the question item of withdrawal “Became irritable if you have been prohibited from using TikTok”, 3 (6%) students very often, 15 (32%) students often, 8 (17%) students neutral, 9 (19%) students rarely, 11 (23%) students rarely. Most of students often of became irritable by using TikTok.

Withdrawal: Felt bad if you, for different reasons, could not use TikTok for same time.

**Table 4.19 Questionnaire item of Withdrawal**

| Frequency |             |    | Percent |
|-----------|-------------|----|---------|
| Valid     | Very often  | 4  | 8.7     |
|           | Often       | 16 | 34.8    |
|           | Neutral     | 13 | 28.3    |
|           | Rarely      | 8  | 17.4    |
|           | Very rarely | 5  | 10.9    |
|           | Total       | 46 | 100.0   |

From the question item of withdrawal “Felt bad if you, for different reasons, could not use TikTok for same time”, 4 (8%) students very often, 16 (34%) students often, 13 (28%) students neutral, 8 (17%) students rarely, 5 (10%) students very rarely. In this information most of student often if they could not use TikTok for some reason.

- 6). Conflict: Used TikTok so much that it has had a negative impact on your job/studies.

**Table 4.20 Questionnaire item of Conflict**

| Frequency |            |    | Percent |
|-----------|------------|----|---------|
| Valid     | Very often | 3  | 6.5     |
|           | Often      | 14 | 30.4    |
|           | Neutral    | 13 | 28.3    |
|           | Rarely     | 12 | 26.1    |

|             |    |       |
|-------------|----|-------|
| Very rarely | 4  | 8.7   |
| Total       | 46 | 100.0 |

From the question item of conflict” Used TikTok so much that it has had a negative impact on your job/studies” 3 (6%) students, 14 (30%) students often, 13 (28%) students neutral, 12 (26%) students rarely, 4 (8%) student very rarely

Conflict: Ignored your parent, family, or friend because of TikTok.

**Table 4.21 Questionnaire item of Conflict**

|       | Frequency   | Percent  |
|-------|-------------|----------|
| Valid | Very often  | 1 2.2    |
|       | Often       | 13 28.3  |
|       | Neutral     | 13 28.3  |
|       | Rarely      | 10 21.7  |
|       | Very rarely | 9 19.6   |
|       | Total       | 46 100.0 |

The question item of conflict” Ignored your partner, family or friends because of TikTok” 1 (2%) student very often, 13 (28%) students often, 13 (28%) students neutral, 10 (21%) students rarely, 9 (19%) students very rarely. In this information most of students often to ignored their family and friends because of TikTok.

Conflict: Gives less priority to hobbies, leisure activities activities and exercise because of TikTok

**Table 4.22 Questionnaire item of Conflict**

|       |             | Frequency | Percent |
|-------|-------------|-----------|---------|
| Valid | Very often  | 7         | 15.2    |
|       | Often       | 9         | 19.6    |
|       | Neutral     | 14        | 30.4    |
|       | Rarely      | 9         | 19.6    |
|       | Very rarely | 7         | 15.2    |
|       | Total       | 46        | 100.0   |

From the question item of conflict “Gives less priority to hobbies, leisure activities activities and exercise because of TikTok”, 7 (15%) students very often, 9 (19%) students often, 14 (30%) students neutral, 9 (19%) students rarely, 7 (15%) students very rarely.

#### **e). The Interpretation of Data**

From the analysis above, there is a significant relationship between TikTok addiction and Reading literacy of English and Literature Department students. The researcher used Spearman because is the an alternative when there is one instrument not distributed normally. In the data analysis, the result of normal test is there one of the instruments distributed normally and another one is no distributed normally. The normal instrument was distributed a TikTok Addiction and the instrument not distributed normally a Reading Comprehension test. After

that, Spearman formula was conducted to know the result of hypothesis. Then, the result showed  $\rho_{\text{result}}$  (0.478) its categories strong relationship, it means that  $H_a$  was accepted. Therefore, it can be concluded that their significant relationship between TikTok addiction and reading comprehension test.

## B. Discussion

In this research, questionnaire was used to find out the TikTok addiction behaviour and also gave test due to knowing students reading literacy through reading comprehension test. Then this research analyzed both the questionnaire survey and reading comprehension test using correlation analysis to know the correlation both of the variables.

The researcher conducted a test. The researcher distributed a questionnaire containing 18 questions about TikTok addiction behavior and reading comprehension containing 20 questions than 46 students answered the question. The result of the test has various answers with the highest score being 18 and the lowest score being 8. Then counted the whole mean score was 13.22, while the highest score of TikTok addiction test 69 and the lowest 23, mean 52, 17.

The findings of the data analysis showed the e results of this research obtained a correlation coefficient value of 0, 478 so that, there is a positive unidirectional relationship, based on the significance value of Sig. (2- tailed) of  $0.01 < 0.05$  has a strong and unidirectional significant relationship between TikTok addiction and reading literacy. This result showed 0.478 over 1 it means positive that way it called unidirectional, this is in line with student scores based

on findings result that students who get the highest score on using the TikTok application also get a good score on the reading comprehension test. Likewise, with the low score on using TikTok, the score is also poor on the reading comprehension test.

Based on the data that has been found, it can be concluded that the average score of students for TikTok addiction and Reading comprehension are 7 (15,2%) in category High-Very Good, it means the seven students got high score in TikTok then they also got very good score in reading comprehension test ; 4 (8,6%) in category High-Good, it means four students got high score and also got good in reading comprehension test ; 4 (8,6%) in category High-Moderate, it means four students got high score in TikTok and moderate score in reading comprehension test ; 16 (34%,7) in category Moderate-Moderate it is a dominant score that students got in TikTok and also moderate in reading comprehension test; and 1 (2,2%) in category Low-Bad it means a student got low score in TikTok and bad score in reading comprehension test. This result is in accordance with the correlation test (spearman rank), which is a unidirectional result.

Furthermore, the research by Salman Amin, et al. (2022) with the title “Intervening Effects of Academic Performance between TikTok Obsession and Psychological Wellbeing Challenges in University Students”, his study showed significant association between Tiktok addiction and mental illness which leads to depression and anxiety as well as the poor academic performance. However, the difference in this study showed that the use of the Tiktok application for English and Literature Students is quite wise, it means that students are able to balance to

the use of Tiktok in their daily lives. Especially for students in addiction category to manage their time to play tiktok but still get high results and they are good to manage their time to play tiktok. Then, it relevant with students statement “in my opinion TikTok is the most updated app regarding latest news, apart from that, TikTok is not only provides entertainment videos but also lots of educational videos” and “I really TikTok app because we can get a lot of information on many things and we can learn from TikTok about beauty life or education”, it showed that students can get many things that containing in TikTok and also get many information about education.

On the other hand, the research by Nur Lianis Adnan et al. (2021) "Investigating the usefulness of TikTok as Educational Tool" her study showed the students are interesting to use tiktok as a new media tools to support their education. TikTok application with interesting features that make students like new methods in the learning process by using visual content. Moreover, in this research showed that not all students used Tiktok effectively although Tiktok has various educational contents.

Currently, digital media has been used to support the learning process, one of which is TikTok. TikTok application which contains educational content that is very informative and also interesting, so students make TikTok as one of the sources to get additional material besides books and other websites. This result supported by (Espuny et al., 2011) claims social media makes it possible to integrate information and education with entertainment through the use of multimodal resources (text, images, video, audio, etc.) that motivate learners to

engage in the learning process and promote collaboration, effective self-learning, and creativity among learners. promote collaboration among learners, effective self-learning, and creativity.

Junco et al. (2011) reported that the use of social networking sites had a positive impact on students' level of engagement in English Second Language (ESL) courses. Interesting features in TikTok and various content that contains various information enable students take advantage of it to improve various abilities, especially in the academic field, this can be seen in the statement of student who play TikTok in English content” Yes I do because I like to watch some English content, such as conversation in daily life, English movie clips “and “Yes, sometimes I watch reading text or English song lyrics while singing” Yes sometimes something appears in my FYP such as reading novel together and reading TOELF texts or question”. These statements showed that students utilize the TikTok feature very well in.

Various types of content on TikTok that contain entertainment and educational content, making students take advantage of the content presented and with various interesting features. Currently, TikTok presents the latest feature, namely BookTok (Book- TikTok) this features allow users talk about their favorite books, recommendation of titles, genres, authors. Booktok content is aligned as a digital literacy practice by embedding a multimodal collection of video, audio, text, and performance (Mills, 2016). The social, cultural, and political components of digital literacy emphasize the importance of content and the meanings

conveyed and produced. So, the latest features direct students to take advantage of these features to increase their knowledge.

This is in line with students the statements from the interview “Sometimes my FYP shows reading text content like someone doing live while reading English novel. So, it makes desire to read increase “and “Yes sometimes something appears in my FYP such as reading novel together and reading TOEFL texts or question”. Hence, book Tok has a place to provide authentic opportunities for students through independent reading activities, literacy circles, or book talks.

The use of social media which currently dominates educated people makes changes in attitudes that affect behavior both to themselves and the surrounding environment. That claim is supported by attribution theory provides an overview of human behavior this explains how the theory observes changes in human behavior from internal and external impacts.

According Griffith (2014) claims a person can be said to have an addictive attitude if a person has three or more criteria for an addictive attitude during 12 months of use outlines six points towards addictive attitude such as salience, mood modification, tolerance, withdrawal symptoms, conflict, and relapse questionnaire After doing the test, according to the results presented, the majority of students were often in options salience, tolerance, withdrawal symptoms, and relapse.

Therefore, the attribution theory, Fritz Haider in (Morrison 2017:75) that suggest things become a factor for someone to have certain behaviors: influenced

by personal, situational condition, there is ability, the existence of effort, the existence of desire, having a feeling, a sense of belonging, and obligation. In this information from the addiction behavior have any correlation for the points of influenced by personal in item question of salience; situational condition in item questions of relapse and conflict; the existence of desire in item questions of relapse, salience, and withdrawal symptoms; and having a feeling in item question of mood modification.

In summary, from the discussion result of the research it implied that the used of TikTok and reading literacy. It assumed that high or low their ability of reading literacy depends on how students manage their time in play TikTok and TikTok application can be a new tool through various content presented to increase students' interest in learning in the academic field.

## CHAPTER V

### CONCLUSION AND SUGGESTION

#### A. Conclusion

The interesting features offered by TikTok make its users feel dependent and cause the impact of addiction. Addiction is a condition of being addicted to a particular substance, thing, activity, or social media. Addiction to social media is the behavior of individuals who are too focused on their social media, this is based on their interest in spending time on social media.

Then, literacy is one of important part in campus because college student needed have skills to realize about the literacy itself. Having awareness of literacy skills will bring students to the level of understanding to think critically factually and theoretically.

The researcher concluded that based on the research findings and discussion in the previous chapter on this study:

1. The dominating score is moderate for the M-M category with a value of 16 (34.7%). It means that students of English and Literature Department Students are not included in the addiction category. From 46 students, total score of TikTok Addiction was 2354 and total item questionnaire was 18. Thus, the average score about 51.17. Then, the total score of Reading Comprehension test was 608 and the total item test was 20. Thus, the average score was 13.22.

2. Then for the case of students who get the highest score in the H-VG category 7 (15.2%) based on the results of the interview they are familiar with English content and interested in reading text content. Then, the student in got scores in category high which means that they use TikTok wisely and for more positive uses.

### **B. Suggestion**

In this research suggests that the next researchers can conduct research with the same concept but using different theories with the same object or not. In addition, further researchers can conduct research that focuses on examining addictive behavior to various other social media applications that have an impact on several aspects of academic students that aim to benefit education or society, especially in social media, learning disorders, using attribution theory or other theories that can support. By using other concepts or objects, it is hoped that the next researcher can get more things about social media addiction.

## BIBLIOGRAPHY

A Holy Qur'an

- Adnan, N. I., Ramli, S., & Ismail, I. N. (2021). Investigating the usefulness of TikTok as an educational tool. *International Journal of Practices in Teaching and Learning (IJPTL)*, 1(2), 1-5.
- Andreassen, Cecilie Schou. (2015). "Online Social Network Site Addiction: A Comprehensive Review." *Technology and Addiction* 2(2):175–84
- Beers, C. S., Beers, J. W., & Smith, J. O. (2009). *A principal's guide to literacy instruction*. Guilford Press.
- Belshaw, Douglas. "What is 'digital literacy'." *A Pragmatic investigation* 274 (2011).
- Bhatia, V. K. (1997). *Applied Genre Analysis and. INSTITUTION United States Information Agency, Washington, DC. PUB DATE 1997-00-00 NOTE 295p.; This volume is a compilation of two TESOL France*, 142.
- Bigozzi, L., Tarchi, C., Vagnoli, L., Valente, E., & Pinto, G. (2017). Reading fluency as a predictor of school outcomes across grades 4–9. *Frontiers in psychology*, 8, 200..
- Braga, E. M., & Silva, M. J. P. D. (2010). How Communication experts express communicative competence. *Interface-Comunicação, Saúde, Educação*, 14, 529-538.
- Chen, J. S. (2022, May 7). TikTok Addiction Scale: Reliability and Validity. <https://doi.org/10.17605/OSF.IO/YQU4R>
- Choudhary, N., Gautam, C., & Arya, V. (2020). Digital marketing challenge and opportunity with reference to tiktok-a new rising social media platform. *Editorial Board*, 9(10), 189-197.
- Desmita.(2010). *PsikologiPerkembangan*. Bandung: Rosdakarya
- Devito, Joseph A. (1997). *KomunikasiAntarManusia* (5<sup>th</sup> ed). Jakarta :Proffesionals Books.(2007).The Interpersonal Communication Book.Pearson Education, Inc
- Education, Alberta.(2015)"Literacy-Definition, components and elements of the progressions." *Education. Alberta. Ca, November*.
- Gamble, Teri Kwal& Michael W.(2005). *Interpersonal Communication In Theory, Practice Anad Context. Boston :Allyn&Bacon*
- Hasibuan, B. *The relationship between students' anxiety and their english reading comprehension: a correlational study at the eighth grade students of SMP*

*Islamiyah Ciputat.*

- Hopfenbeck, T. N., Lenkeit, J., El Masri, Y., Cantrell, K., Ryan, J., & Baird, J. A. (2018). Lessons Learned from PISA: A Systematic Review of Peer-Reviewed Articles on the Programme for International Student Assessment. *Scandinavian Journal of Educational Research*, 62(3), 333–353. <https://doi.org/10.1080/00313831.2016.1258726>
- Ifeanyi, I. P., & Chukwuere, J. E. (2018). *The impact of using smartphones on the academic performance of undergraduate students*. Knowledge Management & E-Learning, 10(3), 290-308.
- Imron, R. M. (2018). TikTok Jadi Aplikasi Terbaik di Play Store. <https://inet.detik.com/mobileapps/d4329137/tiktok-jadiaplikasiterbaik-diplay-store>.
- Junco, R., Heiberger, G., & Loken, E. (2011). The effect of twitter on college student engagement and grades. *Journal of Computer Assisted Learning*, 27(2), 119-132.
- Jonathan Sarwono. (2011). *Mixed Methods*. Jakarta: Gramedia.
- Kolker, R. (2015). *Film, form, and culture*. Routledge.
- Kriyanto, Rachmat. (2017). *Teori-Teori Public Relations Perspektif Barat & Lokal: Aplikasi Penelitian Dan Praktik*. Jakarta: Kencana.
- Kuss, D., & Griffiths, M. (2014). *Internet addiction in psychotherapy*. Springer.
- Mills, K. A. (2016). *Literacy theories for the digital age: Social, critical, multimodal, spatial, material, and sensory lense*. Multilingual Matters.
- Morrisan. (2017). *Teori Komunikasi Individu Hingga Masa*. Jakarta: Kharisma Putra Utama
- OECD. (2019b). PISA 2018 Results (Volume III): What School Life Means for Students' Lives. OECD. <https://doi.org/10.1787/acd78851-en>
- Parrila, R. K., dan H. Stack Cutler. (2011). Literacy and Reading Behavior. *Encyclopedia of Adolescence*, 1: 203–11.
- OECD. (2019c). PISA 2018 results: Vol. 2 where all students can succeed. c. OECD
- Omar, B., dan Dequan, W. (2020). *Watch Share or Create: The Influence of Personality Traits and User Motivation on Tik Tok Mobile Video Usage*. International Association of Online Engineering.
- Osborne, J. W. (Ed.). (2008). *Best practices in quantitative methods*. Sage.

- Piran, N. A. (2014). The relationship between self-concept, self-efficacy, self esteem and reading comprehension achievement: Evidence from Iranian EFL learners. *International Journal of Social Sciences and Education*, 5(1), 58-66. Publishing. <https://doi.org/10.1787/b5fd1b8f-en>.
- Robbins, S. P., & Coulter, M. (2009). *Manajemen*, jilid 1, edisi kesepuluh. Jakarta: Erlangga.
- Rulli, Nasrullah. (2017) "*Media social perspektif komunikasi, budaya, dansosioteknologi*." Bandung: Simbiosis Rekatama.
- Soetjipto, H. P. (2015). *Pengujian Validitas Konstruk Kriteria Kecanduan Internet*.
- Stefanelli, M.C; Carvalho, E.C. (2005) *A comunicação nos diferentes contextos da enfermagem*. Barueri: Manole.
- Stone, H. (1992). Quantitative Descriptive Analysis jpgjjjjl. *Manual on descriptive analysis testing for sensory evaluation*, 15.
- Suyono. (2006). *Pengembangan Perilaku Berliterasi Siswa Berbasis kegiatan Ilmiah: Hasil-Hasil Penelitian dan Implementasinya di Sekolah*. Jurnal ilmu pendidikan.
- Taylor & Mackenney. (2008) *Improving Human Learning in The Classroom, (Theories and Teaching Practices: R&L Educations. )*, hal 230
- Thurlow, C., Lengel, L., Tomic, A. (2004). *Computer Mediated Communication Social Interaction And The Internet*. London, Thousand Oaks, and New Delhi: Sage Publication.
- VivekArya, Dr.Jugmendra Singh,(2016) "*Robust image compression using two dimensional discrete cosine transform*" Published in International Journal of Electrical and Electronics Research ISSN 2348-6988 (online) Vol. 4, Issue 2, pp: (187-192).
- Yélamos-Guerra, M. S., García-Gámez, M., & Moreno-Ortiz, A. J. (2022). The use of Tik Tok in higher education as a motivating source for students. *Porta Linguarum Revista Interuniversitaria de Didáctica de las Lenguas Extranjeras*, (38), 83-98.
- Zhang, Xing, You Wu, and Shan Liu. (2019). "*Exploring Short-Form Video Application Addiction: Socio-Technical and Attachment Perspectives*." *Telematics and Informatics* 42(April):1–21

## APPENDIX

Appendix 1 : The students' Tiktok Addiction score

| N<br>o.<br>R | K<br>1 | K<br>4 | K<br>5 | K<br>6 | T<br>A<br>1 | T<br>A<br>2 | T<br>A<br>3 | T<br>A<br>4 | T<br>A<br>5 | T<br>A<br>6 | T<br>A<br>7 | T<br>A<br>8 | T<br>A<br>9 | T<br>A<br>10 | T<br>A<br>11 | T<br>A<br>12 | T<br>A<br>13 | T<br>A<br>14 | T<br>A<br>15 | T<br>A<br>16 | T<br>A<br>17 | T<br>A<br>18 | SK<br>O<br>RT<br>A | Ca<br>teg<br>ory |   |
|--------------|--------|--------|--------|--------|-------------|-------------|-------------|-------------|-------------|-------------|-------------|-------------|-------------|--------------|--------------|--------------|--------------|--------------|--------------|--------------|--------------|--------------|--------------------|------------------|---|
| R<br>1       | 1      | 2      | 3      | 2      | 2           | 2           | 4           | 1           | 3           | 3           | 3           | 2           | 2           | 2            | 2            | 2            | 2            | 2            | 2            | 2            | 2            | 2            | 40                 | L                |   |
| R<br>2       | 1      | 2      | 3      | 3      | 3           | 2           | 2           | 2           | 2           | 2           | 2           | 2           | 2           | 5            | 3            | 5            | 5            | 5            | 5            | 3            | 5            | 5            | 60                 | H                |   |
| R<br>3       | 3      | 3      | 2      | 1      | 3           | 3           | 4           | 2           | 5           | 4           | 2           | 4           | 2           | 3            | 2            | 5            | 5            | 2            | 1            | 1            | 3            | 3            | 54                 | M                |   |
| R<br>4       | 2      | 2      | 3      | 2      | 3           | 3           | 2           | 4           | 3           | 3           | 2           | 3           | 3           | 3            | 2            | 4            | 3            | 3            | 4            | 4            | 3            | 3            | 55                 | H                |   |
| R<br>5       | 2      | 2      | 3      | 2      | 2           | 2           | 2           | 3           | 3           | 2           | 4           | 5           | 5           | 5            | 1            | 5            | 4            | 5            | 5            | 5            | 3            | 3            | 64                 | H                |   |
| R<br>6       | 2      | 2      | 3      | 2      | 4           | 2           | 5           | 4           | 4           | 4           | 3           | 4           | 3           | 3            | 3            | 2            | 2            | 2            | 5            | 3            | 2            | 3            | 58                 | H                |   |
| R<br>7       | 2      | 2      | 3      | 2      | 4           | 3           | 3           | 5           | 3           | 3           | 3           | 3           | 3           | 3            | 3            | 2            | 2            | 2            | 3            | 2            | 3            | 2            | 52                 | M                |   |
| R<br>8       | 4      | 2      | 3      | 1      | 2           | 2           | 3           | 2           | 4           | 3           | 3           | 4           | 2           | 3            | 2            | 4            | 2            | 3            | 3            | 4            | 4            | 2            | 52                 | M                |   |
| R<br>9       | 2      | 4      | 1      | 1      | 3           | 3           | 4           | 2           | 3           | 3           | 2           | 2           | 5           | 5            | 5            | 4            | 3            | 3            | 4            | 5            | 5            | 5            | 66                 | H                |   |
| R<br>10      | 1      | 2      | 3      | 1      | 2           | 2           | 2           | 2           | 4           | 2           | 5           | 2           | 3           | 2            | 2            | 3            | 2            | 2            | 2            | 1            | 1            | 2            | 41                 | M                |   |
| R<br>11      | 1      | 4      | 1      | 4      | 1           | 2           | 1           | 1           | 1           | 3           | 1           | 3           | 4           | 2            | 3            | 5            | 5            | 4            | 5            | 4            | 4            | 5            | 54                 | M                |   |
| R<br>12      | 1      | 4      | 1      | 2      | 2           | 2           | 5           | 1           | 3           | 3           | 3           | 4           | 2           | 3            | 3            | 4            | 3            | 2            | 5            | 3            | 2            | 2            | 52                 | M                |   |
| R<br>13      | 3      | 4      | 1      | 2      | 2           | 2           | 2           | 1           | 5           | 3           | 2           | 4           | 1           | 2            | 2            | 5            | 3            | 4            | 4            | 3            | 2            | 5            | 52                 | M                |   |
| R<br>14      | 2      | 4      | 1      | 3      | 4           | 3           | 2           | 2           | 5           | 3           | 2           | 3           | 1           | 2            | 2            | 2            | 5            | 3            | 2            | 3            | 2            | 2            | 48                 | M                |   |
| R<br>15      | 2      | 3      | 2      | 1      | 2           | 2           | 3           | 3           | 1           | 3           | 3           | 3           | 3           | 1            | 2            | 2            | 4            | 4            | 1            | 2            | 3            | 3            | 1                  | 44               | M |

|                  |   |   |   |   |   |   |   |   |   |   |   |   |   |   |   |   |   |   |   |   |   |   |    |   |  |
|------------------|---|---|---|---|---|---|---|---|---|---|---|---|---|---|---|---|---|---|---|---|---|---|----|---|--|
| 5                |   |   |   |   |   |   |   |   |   |   |   |   |   |   |   |   |   |   |   |   |   |   |    |   |  |
| R<br>1<br>M<br>6 | 2 | 4 | 1 | 3 | 1 | 1 | 3 | 2 | 3 | 2 | 2 | 4 | 4 | 3 | 2 | 5 | 2 | 4 | 5 | 5 | 3 | 2 | 53 | M |  |
| R<br>1<br>7      | 2 | 3 | 2 | 1 | 3 | 3 | 3 | 3 | 3 | 3 | 3 | 2 | 3 | 3 | 3 | 3 | 3 | 3 | 2 | 3 | 2 | 2 | 50 | M |  |
| R<br>1<br>8      | 2 | 4 | 1 | 1 | 2 | 2 | 2 | 2 | 2 | 3 | 2 | 3 | 2 | 2 | 2 | 2 | 2 | 3 | 2 | 2 | 1 | 1 | 37 | M |  |
| R<br>1<br>9      | 2 | 4 | 1 | 2 | 1 | 1 | 2 | 1 | 2 | 2 | 3 | 5 | 5 | 5 | 5 | 2 | 5 | 5 | 5 | 5 | 5 | 5 | 64 | H |  |
| R<br>2<br>0      | 2 | 4 | 1 | 1 | 4 | 3 | 3 | 4 | 4 | 3 | 3 | 3 | 4 | 5 | 5 | 3 | 4 | 5 | 4 | 5 | 3 | 4 | 69 | H |  |
| R<br>2<br>1      | 2 | 3 | 2 | 2 | 3 | 3 | 4 | 3 | 5 | 5 | 3 | 4 | 3 | 3 | 4 | 4 | 4 | 4 | 5 | 2 | 2 | 2 | 63 | H |  |
| R<br>2<br>2      | 2 | 3 | 2 | 3 | 4 | 3 | 4 | 3 | 3 | 3 | 3 | 2 | 2 | 2 | 2 | 2 | 2 | 2 | 2 | 2 | 2 | 4 | 47 | M |  |
| R<br>2<br>3      | 2 | 3 | 2 | 2 | 3 | 2 | 2 | 2 | 4 | 3 | 2 | 4 | 4 | 4 | 4 | 4 | 4 | 4 | 4 | 4 | 4 | 4 | 62 | H |  |
| R<br>2<br>4      | 2 | 4 | 1 | 2 | 5 | 5 | 1 | 1 | 1 | 5 | 1 | 5 | 1 | 1 | 1 | 2 | 2 | 2 | 2 | 5 | 2 | 4 | 46 | M |  |
| R<br>2<br>5      | 2 | 4 | 1 | 4 | 1 | 1 | 1 | 3 | 2 | 1 | 2 | 2 | 1 | 1 | 1 | 1 | 1 | 1 | 1 | 1 | 1 | 1 | 23 | L |  |
| R<br>2<br>6      | 2 | 4 | 1 | 2 | 1 | 1 | 2 | 1 | 1 | 1 | 2 | 1 | 2 | 4 | 5 | 5 | 5 | 2 | 5 | 5 | 3 | 4 | 50 | M |  |
| R<br>2<br>7      | 2 | 3 | 2 | 2 | 1 | 1 | 2 | 1 | 1 | 2 | 1 | 2 | 1 | 2 | 2 | 2 | 2 | 1 | 1 | 1 | 1 | 1 | 24 | L |  |
| R<br>2<br>8      | 2 | 4 | 1 | 2 | 2 | 2 | 1 | 1 | 2 | 1 | 3 | 1 | 1 | 1 | 5 | 5 | 3 | 4 | 3 | 3 | 3 | 1 | 42 | M |  |
| R<br>2<br>9      | 2 | 4 | 1 | 2 | 2 | 2 | 4 | 1 | 4 | 1 | 2 | 1 | 2 | 2 | 2 | 4 | 3 | 2 | 5 | 1 | 3 | 2 | 43 | M |  |
| R<br>3           | 2 | 3 | 2 | 2 | 2 | 2 | 2 | 3 | 3 | 2 | 2 | 2 | 4 | 2 | 3 | 3 | 4 | 2 | 2 | 2 | 3 | 2 | 45 | M |  |

|             |   |   |   |   |   |   |   |   |   |   |   |   |   |   |   |   |   |   |   |   |   |    |    |   |
|-------------|---|---|---|---|---|---|---|---|---|---|---|---|---|---|---|---|---|---|---|---|---|----|----|---|
| 0           |   |   |   |   |   |   |   |   |   |   |   |   |   |   |   |   |   |   |   |   |   |    |    |   |
| R<br>3<br>1 | 2 | 3 | 2 | 2 | 3 | 3 | 2 | 3 | 2 | 2 | 3 | 2 | 3 | 3 | 2 | 3 | 5 | 5 | 3 | 1 | 2 | 3  | 50 | M |
| R<br>3<br>2 | 2 | 4 | 1 | 4 | 2 | 2 | 2 | 2 | 2 | 2 | 2 | 2 | 2 | 2 | 2 | 2 | 2 | 2 | 3 | 2 | 2 | 37 | M  |   |
| R<br>3<br>3 | 2 | 3 | 2 | 2 | 2 | 2 | 2 | 2 | 2 | 2 | 4 | 4 | 4 | 4 | 4 | 2 | 4 | 4 | 2 | 4 | 4 | 4  | 56 | H |
| R<br>3<br>4 | 2 | 2 | 3 | 1 | 3 | 3 | 5 | 1 | 5 | 3 | 3 | 3 | 3 | 3 | 3 | 3 | 3 | 4 | 4 | 4 | 4 | 4  | 61 | H |
| R<br>3<br>5 | 2 | 2 | 3 | 2 | 4 | 3 | 3 | 4 | 4 | 3 | 3 | 3 | 4 | 2 | 4 | 3 | 2 | 2 | 2 | 2 | 2 | 4  | 54 | M |
| R<br>3<br>6 | 2 | 3 | 2 | 1 | 3 | 3 | 3 | 3 | 3 | 3 | 3 | 3 | 4 | 3 | 5 | 5 | 5 | 5 | 4 | 4 | 4 | 66 | H  |   |
| R<br>3<br>7 | 2 | 3 | 2 | 3 | 3 | 3 | 5 | 4 | 3 | 3 | 1 | 3 | 3 | 1 | 3 | 3 | 2 | 3 | 2 | 3 | 2 | 1  | 48 | M |
| R<br>3<br>8 | 2 | 3 | 2 | 3 | 4 | 2 | 5 | 2 | 3 | 3 | 2 | 2 | 3 | 3 | 3 | 3 | 3 | 3 | 3 | 3 | 3 | 3  | 53 | M |
| R<br>3<br>9 | 3 | 3 | 2 | 2 | 3 | 2 | 5 | 1 | 2 | 3 | 4 | 5 | 1 | 5 | 5 | 3 | 3 | 1 | 2 | 1 | 2 | 2  | 50 | M |
| R<br>4<br>0 | 2 | 4 | 1 | 3 | 2 | 3 | 5 | 2 | 5 | 2 | 4 | 4 | 4 | 4 | 4 | 3 | 3 | 3 | 3 | 3 | 2 | 2  | 58 | H |
| R<br>4<br>1 | 2 | 2 | 3 | 2 | 2 | 3 | 4 | 1 | 4 | 3 | 4 | 3 | 1 | 2 | 1 | 2 | 4 | 2 | 3 | 2 | 5 | 4  | 50 | M |
| R<br>4<br>2 | 2 | 2 | 3 | 2 | 3 | 2 | 3 | 2 | 3 | 2 | 3 | 4 | 2 | 3 | 3 | 3 | 3 | 2 | 3 | 3 | 3 | 3  | 50 | M |
| R<br>4<br>3 | 2 | 2 | 3 | 3 | 2 | 3 | 2 | 3 | 1 | 5 | 4 | 3 | 2 | 3 | 4 | 4 | 4 | 4 | 4 | 3 | 4 | 4  | 59 | H |
| R<br>4<br>4 | 2 | 2 | 3 | 4 | 2 | 2 | 4 | 4 | 4 | 3 | 3 | 2 | 2 | 2 | 2 | 2 | 2 | 2 | 2 | 2 | 2 | 44 | M  |   |
| R<br>4<br>5 | 2 | 4 | 1 | 4 | 2 | 3 | 3 | 2 | 3 | 2 | 3 | 2 | 2 | 1 | 3 | 3 | 4 | 4 | 4 | 4 | 4 | 4  | 53 | M |

|                            |   |   |   |   |   |   |   |   |   |   |   |   |   |   |   |   |   |   |   |   |   |   |          |   |
|----------------------------|---|---|---|---|---|---|---|---|---|---|---|---|---|---|---|---|---|---|---|---|---|---|----------|---|
| R<br>4<br>6                | 2 | 4 | 1 | 2 | 3 | 2 | 3 | 2 | 3 | 1 | 3 | 4 | 2 | 3 | 4 | 4 | 3 | 3 | 4 | 4 | 5 | 2 | 55       | H |
| J<br>u<br>m<br>l<br>a<br>h |   |   |   |   |   |   |   |   |   |   |   |   |   |   |   |   |   |   |   |   |   |   | 23<br>54 |   |
|                            |   |   |   |   |   |   |   |   |   |   |   |   |   |   |   |   |   |   |   |   |   |   |          |   |



## Appendix 2 : Readin Comprehension Score

| No | R<br>I<br>1 | R<br>I<br>2 | R<br>I<br>3 | R<br>I<br>4 | R<br>I<br>5 | R<br>I<br>6 | R<br>I<br>7 | R<br>I<br>8 | R<br>I<br>9 | R<br>I<br>10 | R<br>I<br>11 | R<br>I<br>12 | R<br>I<br>13 | R<br>I<br>14 | R<br>I<br>15 | R<br>I<br>16 | R<br>I<br>17 | R<br>I<br>18 | R<br>I<br>19 | R<br>I<br>20 | SK<br>O<br>R<br>RI | Ca<br>teg<br>or<br>y |
|----|-------------|-------------|-------------|-------------|-------------|-------------|-------------|-------------|-------------|--------------|--------------|--------------|--------------|--------------|--------------|--------------|--------------|--------------|--------------|--------------|--------------------|----------------------|
| 1  | 1           | 1           | 1           | 1           | 1           | 1           | 1           | 1           | 0           | 0            | 0            | 1            | 0            | 1            | 0            | 0            | 1            | 1            | 0            | 0            | 12                 | M                    |
| 2  | 1           | 1           | 1           | 1           | 0           | 1           | 1           | 1           | 1           | 1            | 1            | 1            | 0            | 0            | 0            | 1            | 0            | 0            | 1            | 1            | 14                 | G                    |
| 3  | 1           | 1           | 1           | 0           | 1           | 1           | 1           | 1           | 0           | 1            | 1            | 0            | 0            | 0            | 1            | 1            | 0            | 0            | 0            | 1            | 12                 | M                    |
| 4  | 0           | 1           | 1           | 0           | 1           | 1           | 0           | 0           | 1           | 0            | 0            | 1            | 1            | 1            | 1            | 1            | 0            | 1            | 1            | 1            | 13                 | G                    |
| 5  | 1           | 1           | 1           | 1           | 1           | 1           | 1           | 0           | 0           | 1            | 0            | 1            | 1            | 1            | 1            | 1            | 1            | 1            | 1            | 0            | 16                 | G                    |
| 6  | 1           | 1           | 1           | 1           | 0           | 1           | 1           | 0           | 0           | 1            | 0            | 1            | 1            | 1            | 0            | 0            | 1            | 1            | 1            | 0            | 13                 | G                    |
| 7  | 1           | 1           | 1           | 0           | 1           | 1           | 1           | 1           | 0           | 1            | 1            | 1            | 0            | 1            | 1            | 1            | 0            | 0            | 0            | 0            | 13                 | G                    |
| 8  | 1           | 1           | 1           | 1           | 1           | 1           | 1           | 1           | 1           | 1            | 1            | 1            | 0            | 1            | 0            | 0            | 1            | 0            | 1            | 0            | 15                 | G                    |
| 9  | 1           | 1           | 1           | 1           | 1           | 1           | 1           | 1           | 1           | 1            | 1            | 0            | 0            | 1            | 1            | 1            | 1            | 1            | 1            | 1            | 18                 | V<br>G               |
| 10 | 1           | 1           | 1           | 1           | 0           | 1           | 0           | 0           | 0           | 0            | 0            | 1            | 1            | 1            | 0            | 1            | 0            | 1            | 0            | 0            | 10                 | M                    |
| 11 | 1           | 1           | 1           | 1           | 0           | 1           | 1           | 1           | 1           | 1            | 1            | 1            | 1            | 0            | 1            | 0            | 1            | 0            | 0            | 0            | 14                 | G                    |
| 12 | 1           | 1           | 1           | 0           | 1           | 1           | 1           | 1           | 0           | 1            | 1            | 0            | 0            | 1            | 0            | 1            | 0            | 1            | 1            | 0            | 13                 | G                    |
| 13 | 1           | 1           | 1           | 0           | 1           | 1           | 1           | 1           | 0           | 1            | 1            | 1            | 1            | 0            | 1            | 0            | 1            | 0            | 1            | 0            | 14                 | G                    |
| 14 | 1           | 1           | 1           | 0           | 1           | 1           | 1           | 1           | 0           | 1            | 0            | 0            | 0            | 1            | 0            | 0            | 0            | 1            | 0            | 0            | 10                 | M                    |
| 15 | 1           | 0           | 1           | 1           | 1           | 1           | 0           | 1           | 0           | 0            | 1            | 0            | 0            | 0            | 0            | 0            | 1            | 0            | 0            | 1            | 9                  | M                    |
| 16 | 1           | 1           | 1           | 1           | 1           | 0           | 1           | 1           | 0           | 1            | 1            | 1            | 0            | 1            | 0            | 1            | 0            | 1            | 0            | 0            | 13                 | G                    |
| 17 | 1           | 0           | 1           | 1           | 1           | 1           | 1           | 1           | 0           | 0            | 0            | 0            | 0            | 1            | 0            | 1            | 0            | 1            | 0            | 0            | 10                 | M                    |
| 18 | 1           | 1           | 0           | 1           | 0           | 1           | 0           | 0           | 1           | 0            | 0            | 1            | 0            | 1            | 0            | 1            | 0            | 0            | 1            | 0            | 9                  | M                    |
| 19 | 0           | 1           | 0           | 1           | 1           | 1           | 1           | 0           | 1           | 1            | 1            | 1            | 1            | 1            | 1            | 1            | 1            | 1            | 1            | 1            | 17                 | V<br>G               |
| 20 | 1           | 0           | 1           | 1           | 1           | 1           | 1           | 1           | 1           | 1            | 1            | 1            | 1            | 1            | 1            | 1            | 1            | 1            | 0            | 0            | 17                 | V<br>G               |
| 21 | 1           | 1           | 1           | 1           | 1           | 0           | 0           | 1           | 1           | 1            | 1            | 1            | 1            | 1            | 1            | 1            | 1            | 1            | 1            | 1            | 18                 | V<br>G               |
| 22 | 1           | 1           | 1           | 0           | 1           | 1           | 0           | 1           | 0           | 0            | 1            | 0            | 0            | 1            | 1            | 0            | 1            | 0            | 1            | 0            | 11                 | M                    |
| 23 | 1           | 1           | 1           | 0           | 1           | 1           | 1           | 1           | 1           | 1            | 1            | 1            | 1            | 1            | 1            | 1            | 1            | 1            | 1            | 0            | 18                 | V<br>G               |
| 24 | 1           | 1           | 1           | 1           | 0           | 1           | 0           | 1           | 0           | 0            | 1            | 0            | 0            | 0            | 0            | 1            | 0            | 1            | 0            | 1            | 10                 | M                    |
| 25 | 1           | 0           | 1           | 1           | 1           | 1           | 1           | 0           | 1           | 1            | 0            | 0            | 1            | 1            | 1            | 1            | 1            | 0            | 1            | 0            | 14                 | G                    |
| 26 | 1           | 1           | 1           | 1           | 1           | 1           | 1           | 1           | 1           | 1            | 1            | 1            | 0            | 0            | 1            | 0            | 1            | 1            | 1            | 0            | 16                 | G                    |
| 27 | 1           | 0           | 0           | 0           | 1           | 1           | 1           | 1           | 0           | 1            | 0            | 0            | 0            | 0            | 0            | 1            | 0            | 1            | 0            | 0            | 8                  | B                    |
| 28 | 1           | 1           | 0           | 0           | 0           | 0           | 1           | 1           | 0           | 1            | 1            | 0            | 1            | 0            | 1            | 0            | 1            | 1            | 1            | 1            | 12                 | M                    |
| 29 | 1           | 1           | 1           | 0           | 1           | 0           | 1           | 0           | 1           | 1            | 0            | 1            | 1            | 1            | 0            | 1            | 0            | 1            | 0            | 0            | 12                 | M                    |
| 30 | 0           | 0           | 1           | 1           | 1           | 1           | 1           | 0           | 0           | 0            | 1            | 1            | 0            | 0            | 1            | 0            | 1            | 1            | 1            | 1            | 12                 | M                    |
| 31 | 1           | 1           | 0           | 0           | 0           | 1           | 1           | 1           | 0           | 1            | 1            | 0            | 1            | 1            | 0            | 1            | 1            | 1            | 1            | 1            | 14                 | G                    |

|    |                            |   |   |   |   |   |   |   |   |   |   |   |   |   |   |   |   |   |   |   |         |        |
|----|----------------------------|---|---|---|---|---|---|---|---|---|---|---|---|---|---|---|---|---|---|---|---------|--------|
| 32 | 1                          | 0 | 1 | 0 | 1 | 1 | 1 | 0 | 1 | 0 | 0 | 0 | 0 | 1 | 1 | 0 | 1 | 0 | 0 | 1 | 10      | M      |
| 33 | 1                          | 1 | 0 | 0 | 1 | 0 | 0 | 0 | 0 | 0 | 1 | 0 | 0 | 1 | 1 | 1 | 1 | 1 | 0 | 1 | 10      | M      |
| 34 | 1                          | 0 | 1 | 0 | 1 | 0 | 1 | 0 | 0 | 1 | 0 | 0 | 1 | 1 | 1 | 1 | 1 | 1 | 1 | 0 | 12      | M      |
| 35 | 1                          | 1 | 0 | 1 | 1 | 1 | 0 | 1 | 1 | 0 | 1 | 0 | 0 | 0 | 0 | 1 | 1 | 0 | 0 | 1 | 11      | M      |
| 36 | 0                          | 0 | 1 | 0 | 0 | 1 | 1 | 0 | 0 | 1 | 1 | 1 | 1 | 1 | 1 | 1 | 0 | 1 | 0 | 1 | 12      | M      |
| 37 | 1                          | 1 | 1 | 1 | 1 | 1 | 1 | 1 | 1 | 1 | 1 | 1 | 0 | 1 | 1 | 1 | 1 | 1 | 1 | 0 | 18      | V<br>G |
| 38 | 1                          | 1 | 1 | 1 | 1 | 1 | 1 | 1 | 1 | 1 | 1 | 1 | 0 | 1 | 1 | 1 | 1 | 1 | 1 | 0 | 18      | V<br>G |
| 39 | 1                          | 0 | 1 | 1 | 0 | 1 | 1 | 1 | 0 | 1 | 1 | 1 | 0 | 1 | 1 | 1 | 1 | 1 | 1 | 0 | 15      | M      |
| 40 | 1                          | 0 | 1 | 1 | 1 | 1 | 1 | 1 | 0 | 1 | 1 | 1 | 1 | 1 | 1 | 1 | 1 | 1 | 1 | 0 | 17      | M      |
| 41 | 1                          | 1 | 0 | 0 | 1 | 0 | 0 | 0 | 1 | 1 | 0 | 0 | 1 | 0 | 1 | 0 | 1 | 0 | 1 | 1 | 10      | M      |
| 42 | 0                          | 0 | 0 | 0 | 1 | 1 | 0 | 0 | 0 | 1 | 1 | 1 | 1 | 1 | 1 | 0 | 1 | 1 | 1 | 1 | 12      | M      |
| 43 | 1                          | 1 | 1 | 1 | 1 | 0 | 0 | 0 | 0 | 0 | 0 | 0 | 1 | 0 | 0 | 1 | 1 | 1 | 0 | 0 | 9       | M      |
| 44 | 1                          | 1 | 1 | 0 | 0 | 1 | 1 | 0 | 1 | 1 | 1 | 1 | 1 | 1 | 1 | 1 | 1 | 1 | 1 | 1 | 17      | V<br>G |
| 45 | 1                          | 1 | 1 | 0 | 1 | 0 | 1 | 0 | 0 | 0 | 0 | 1 | 1 | 1 | 0 | 1 | 1 | 1 | 1 | 0 | 12      | M      |
| 46 | 1                          | 1 | 1 | 0 | 1 | 1 | 1 | 1 | 1 | 1 | 1 | 1 | 1 | 1 | 1 | 1 | 1 | 1 | 1 | 0 | 18      | V<br>G |
|    | J<br>u<br>m<br>l<br>a<br>h |   |   |   |   |   |   |   |   |   |   |   |   |   |   |   |   |   |   |   | 60<br>8 |        |

## Appendix 3: Students Cathegory Score

| Student | Category     |                              | Relationship |
|---------|--------------|------------------------------|--------------|
|         | Tiktok score | addiction Reading score test |              |
| 1       | L            | M                            | L-M          |
| 2       | H            | G                            | H-G          |
| 3       | M            | M                            | M-M          |
| 4       | H            | G                            | H-G          |
| 5       | H            | G                            | H-G          |
| 6       | H            | G                            | H-G          |
| 7       | M            | G                            | M-G          |
| 8       | M            | G                            | M-G          |
| 9       | H            | VG                           | H-VG         |
| 10      | M            | M                            | M-M          |
| 11      | M            | G                            | M-G          |
| 12      | M            | G                            | M-G          |
| 13      | M            | G                            | M-G          |
| 14      | M            | M                            | M-M          |
| 15      | M            | M                            | M-M          |
| 16      | M            | G                            | M-G          |
| 17      | M            | M                            | M-M          |
| 18      | M            | M                            | M-M          |
| 19      | H            | VG                           | H-VG         |
| 20      | H            | VG                           | H-VG         |
| 21      | H            | VG                           | H-VG         |
| 22      | M            | M                            | M-M          |
| 23      | H            | VG                           | H-VG         |
| 24      | M            | M                            | M-M          |
| 25      | L            | G                            | L-G          |
| 26      | M            | G                            | M-G          |
| 27      | L            | B                            | L-B          |
| 28      | M            | M                            | M-M          |
| 29      | M            | M                            | M-M          |
| 30      | M            | M                            | M-M          |
| 31      | M            | G                            | M-G          |

|    |   |    |      |
|----|---|----|------|
| 32 | M | M  | M-M  |
| 33 | H | M  | H-M  |
| 34 | H | M  | H-M  |
| 35 | M | M  | M-M  |
| 35 | H | M  | H-M  |
| 37 | M | VG | M-VG |
| 38 | M | VG | M-VG |
| 39 | M | G  | M-G  |
| 40 | H | VG | H-VG |
| 41 | M | M  | M-M  |
| 42 | M | M  | M-M  |
| 43 | H | M  | H-M  |
| 44 | M | VG | M-VG |
| 45 | M | M  | M-M  |
| 46 | H | VG | H-VG |

## Appendix 4 : The Frequency of The Data

**Frequency of Tiktok Addiction**

|       |    | Frequency | Percent | Valid Percent | Cumulative Percent |
|-------|----|-----------|---------|---------------|--------------------|
| Valid | 23 | 1         | 2.2     | 2.2           | 2.2                |
|       | 24 | 1         | 2.2     | 2.2           | 4.3                |
|       | 37 | 2         | 4.3     | 4.3           | 8.7                |
|       | 41 | 1         | 2.2     | 2.2           | 10.9               |
|       | 42 | 1         | 2.2     | 2.2           | 13.0               |
|       | 43 | 1         | 2.2     | 2.2           | 15.2               |
|       | 44 | 2         | 4.3     | 4.3           | 19.6               |
|       | 45 | 1         | 2.2     | 2.2           | 21.7               |
|       | 46 | 1         | 2.2     | 2.2           | 23.9               |
|       | 47 | 1         | 2.2     | 2.2           | 26.1               |
|       | 48 | 2         | 4.3     | 4.3           | 30.4               |
|       | 50 | 6         | 13.0    | 13.0          | 43.5               |
|       | 52 | 4         | 8.7     | 8.7           | 52.2               |
|       | 53 | 3         | 6.5     | 6.5           | 58.7               |
|       | 54 | 3         | 6.5     | 6.5           | 65.2               |
|       | 55 | 3         | 6.5     | 6.5           | 71.7               |
|       | 56 | 1         | 2.2     | 2.2           | 73.9               |
|       | 58 | 2         | 4.3     | 4.3           | 78.3               |

|       |    |       |       |       |
|-------|----|-------|-------|-------|
| 59    | 1  | 2.2   | 2.2   | 80.4  |
| 60    | 1  | 2.2   | 2.2   | 82.6  |
| 61    | 1  | 2.2   | 2.2   | 84.8  |
| 62    | 1  | 2.2   | 2.2   | 87.0  |
| 63    | 1  | 2.2   | 2.2   | 89.1  |
| 64    | 2  | 4.3   | 4.3   | 93.5  |
| 66    | 2  | 4.3   | 4.3   | 97.8  |
| 69    | 1  | 2.2   | 2.2   | 100.0 |
| Total | 46 | 100.0 | 100.0 |       |

### Reading Comprehension test

|       |    | Frequency | Percent | Valid Percent | Cumulative Percent |
|-------|----|-----------|---------|---------------|--------------------|
| Valid | 8  | 1         | 2.2     | 2.2           | 2.2                |
|       | 9  | 3         | 6.5     | 6.5           | 8.7                |
|       | 10 | 7         | 15.2    | 15.2          | 23.9               |
|       | 11 | 2         | 4.3     | 4.3           | 28.3               |
|       | 12 | 9         | 19.6    | 19.6          | 47.8               |
|       | 13 | 5         | 10.9    | 10.9          | 58.7               |
|       | 14 | 5         | 10.9    | 10.9          | 69.6               |
|       | 15 | 2         | 4.3     | 4.3           | 73.9               |
|       | 16 | 2         | 4.3     | 4.3           | 78.3               |

|       |    |       |       |       |
|-------|----|-------|-------|-------|
| 17    | 4  | 8.7   | 8.7   | 87.0  |
| 18    | 6  | 13.0  | 13.0  | 100.0 |
| Total | 46 | 100.0 | 100.0 |       |



## Appendix 5: Social Media Use Survey

1. What is your name?
2. Which semester are you?
  - a. 3
  - b. 5
  - c. 7
  - d. 9
3. Which batch are you?
  - e. 3
  - f. 5
  - g. 7
  - h. 9
4. What apps do you use most often?
  - a. Whatsapp
  - b. Tiktok
  - c. Instagram
  - d. Twitter
5. Are you an active user of Tiktok for the past 12 months?
  - a. Yes
  - b. No

If the answer is yes, continue to no.6

6. How long do you spend playing the TikTok application?
  - a. 1-2
  - b. 3-4
  - c. 5-6
  - d.  $\geq 7$

## Appendix 6: Tiktok Addiction scale

| No | Questions                                                                                  | Answer      |        |        |       |            |
|----|--------------------------------------------------------------------------------------------|-------------|--------|--------|-------|------------|
|    |                                                                                            | Very rarely | Rarely | Netral | Often | Very often |
| 1  | Spent a lot of time thingking about tiktok or planned use of Tiktok                        |             |        |        |       |            |
| 2  | Spent more time on Tiktok than initially intended                                          |             |        |        |       |            |
| 3  | Experinced that others have told you to reduce your use of Tiktok but not listened to them |             |        |        |       |            |
| 4  | Used Tiktok in order to forget personal problem                                            |             |        |        |       |            |
| 5  | Became restless or trouble if you have been prohibited from using Tiktok                   |             |        |        |       |            |
| 6  | Felt on urge to use Tiktok more and more                                                   |             |        |        |       |            |
| 7  | Tried to cut down on the use of Tiktok without success                                     |             |        |        |       |            |
| 8  | Used Tiktok so much that it has had a negative impact on your job/ studies                 |             |        |        |       |            |
| 9  | Used Tiktok to reduce feelings of guilt, enxiety, helplessness, and depression             |             |        |        |       |            |
| 10 | Decided to use Tiktok less frequently, but not managed to do so                            |             |        |        |       |            |
| 11 | Thought a lot about what has happened on Tiktok recently                                   |             |        |        |       |            |
| 12 | Ignored your partner, family,or friends because of Tiktok                                  |             |        |        |       |            |
| 13 | Felt that you had to use Tiktok more and more in order to get the same pleasure from it    |             |        |        |       |            |
| 14 | Used Tiktok in order to reduce restlessness                                                |             |        |        |       |            |

|    |                                                                                   |  |  |  |  |  |
|----|-----------------------------------------------------------------------------------|--|--|--|--|--|
| 15 | Became irritable if you have been prohibited from using Tiktok                    |  |  |  |  |  |
| 16 | Given less priority to hobbies, leisure activities and exercise because of Tiktok |  |  |  |  |  |
| 17 | Felt bad if you, for different reasons, could not use Tiktok for same time        |  |  |  |  |  |
| 18 | Thought about how you could free more time to spend on Tiktok                     |  |  |  |  |  |



## Appendix 7: The Students' English Descriptive Reading Comprehension Test

### Bunaken National Marine Park

The Bunaken National Marine Park is located at the north of the island of Sulawesi, Indonesia. This marine park is made up of the mainland along the coast of Manado and five islands: the Bunaken, Manado Tua, Siladen, Mantehage, and Nain.

Bunaken is about 45-60 minutes by boat from Manado. It is the most amazing diving place in the world. The waters of Bunaken National Park are extremely deep (1560 meters in Manado Bay). However, people can dive safely at Bunaken. The temperature is about 270-290 Celcius. Divers can find corals, fish, sponges, clams, and other sea species in the water. Bunaken has about 60 kinds of corals and a thousand of fish species.

Bunaken Marine Park is such a treasure trove of biodiversity.

1. Where is Bunaken National Park located?
  - a. At the north of the Sulawesi island
  - b. Between Mantehage and Nain
  - c. Around the world
  - d. In Manado Tua
2. What is the purpose of the text?
  - a. To describe the Bunaken National Marine Park
  - b. To optimize the beauty of Bunaken National Marine Park
  - c. To persuade people to visit Bunaken National Marine Park
  - d. To prohibit people to come to Bunaken National Marine Park
3. What is the main idea of the second paragraph?
  - a. Another The location of Bunaken
  - b. Bunaken is the most amazing place for diving in the world
  - c. Species in the water of Bunaken island
  - d. Temperature in Bunaken

4. What is the following TRUE based on the text?

- a. Bunaken is made up of the coast of Manado and three islands
- b. Nain and Tangkuban Prahui is in Bunaken National Park
- c. Bunaken has no kinds of corals
- d. Divers can find the corals, sands and clams

#### Batu Cermin – The Beautiful Lime Stone Cave

Another cave in Indonesia that is good for tourism is Batu Cermin Cave, meaning Mirror Cave, which nowadays is flooded by local and foreign tourists. Although the name of the cave means mirror in English, there is not any mirror inside but some unique rocks look like mirror. Theodore Verhoven, a Dutch pastor that also archeology who found the Cave for the first time in 1951. He found the cave when did some research at the area near the Cave.

The Cave can be reached by the tourist by using airplanes for about 1 to 2 hours long from Bali to Labuan Bajo. The spot located 4 km east of Labuan Bajo port, Manggarai Barat, Flores Island, Nusa Tenggara Timur. It is also accessible on foot or by bike: an easy 1.5 hours walk from Labuan Bajo to Gua Batu Cermin (Batu Cermin Cave), or you can go there by local transport such as ojek (motorbike taxi) and bemo (bus).

The width of the area of the tourism spot is about 19 hectares with height of the cave is 75 meters. To reach the cave from the parking lot, you have to walk down a path for about 300 meters long. Along the path there are some bamboo groves that block the hot sun light and freshen up the very hot tropical weather of Flores Island. The bamboo groves make a unique formation along the path that those are formatted like an aisle.

When we begin to enter the 200 meters cave, we can find that we are walking among some rock chambers contain white shining rock formation which seen in a certain light, resembles large mirrors alike. That is why the cave is called Batu Cermin or The Mirror Cave.

The deeper you enter the cave the cooler air you can feel and almost no light you can get; however, you can observe bats and spiders of the cave. Even though bats can be found in abundance, you must bring flashlights because the cave is very dark. For the spiders, they are hardly to be seen yet you have to be very lucky to see the local spiders that, when approached, quickly scamper out of sight. The ticket is very cheap. Only with Rp. 10.000,- or \$ 1 plus Rp 20.000,- or \$ 2 for local guides, you can enjoy the beautiful cave of Gua Cermin.

5. Where exactly is Batu Cermin located?
  - a. Bali island
  - b. Madura island
  - c. Labuan Bajo
  - d. West Nusa Tenggara
6. How far the tourist must take to go to Batu Cermin from Labuan Bajo?
  - a. 40 meters
  - b. 4 kilometers
  - c. 400 meters
  - d. 40 kilometers
7. Who did find the cave of Batu Cermin for the first time?
  - a. Theodore Verhoven
  - b. Theodore Verboten
  - c. Markus Verhoven
  - d. Raffles arnoldy
8. Why do people need to bring flashlight when they enter the cave?
  - a. Because the cave is haunted by evil spirit
  - b. Because there is very dark inside the cave
  - c. Because the flashlight can be useful as weapon to keep away some bats
  - d. Because flashlight can be useful as body warmer
9. Following are animals CANNOT be found inside the cave, EXCEPT.....
  - a. Bats
  - b. Spider
  - c. Snake
  - d. All answers are wrong

### School Library

There is a library in my school. It is a big building. It has two floors, which is ground floor and the first floor. If you go upstairs, you will see a lot of magazines and newspapers. Here, in this ground floor you can find many kinds of books. The reading room is over there. It is very wide. There are always a lot of students reading in the reading room. Mr. Budi is the librarian. He is very busy with his books from the rather old and fat. He is very kind. He always helps the students who want to borrow the books from the library. To see the titles and the location of the books, the students see the catalogue. Every students has library card. If the students want to borrow the book, the must fill in the library cards and give them to librarian.

10. How many floors are there in the library?
  - a. One floor
  - b. Three floors
  - c. Two floors
  - d. Four floors
  
11. How is the reading room?
  - a. The reading room is very small
  - b. The reading room is very wide
  - c. The reading room is small
  - d. The reading room is wide
  
12. What is the library card for?
  - a. For borrow book
  - b. For read book
  - c. For buy book
  - d. For see the tittles and the locations of the book
  
13. Which of the following is “not true” according to the text?
  - a. There are two floors in the library
  - b. There is no reading room over there
  - c. Mr. Budi is the librarian

- d. The students use library card for borrow book

### MY HOBBY

My hobby is collecting stickers. This is one of the most popular hobbies among children because it is not an expensive hobby.

I started collecting stickers since I was six years old. Now, I have eight album full of stickers. I have many kind of stickers with different shapes and sizes. It think I have all shapes of sticker. They are colorful, I love watching them.

Some of them are from my friends abroad. They are so unique and interesting that's way my friends are jealous with my collections.

14. The writer began to collect stickers when he was ..... years old

- a. Six            c. Seven  
b. Eight        d. Nine

15. The following sentences are true according to the text above, except

.....

- a. The sticker have different shapes            c. There are some stickers from abroad  
b. His collections are unique            d. The stickers have the same shapes

### My Cat

Katty is my white cat. It is Persian cat. This cat is always playful. It likes playing with anything. It likes playing with a ball very much. It sometimes plays with me. It is very clever. It is sometimes very naughty. My katty is fat. It has soft fur and the color is white. Katty has a long tail. Its eyes are round and green. It looks cute. It always wants to stay beside me.

16. What is Katty? It is a....

- |            |                      |
|------------|----------------------|
| a. Cat     | c. Writer's sister   |
| b. Cattler | d. The writer's name |

17. How are Katty's eyes?

- |                                 |                                 |
|---------------------------------|---------------------------------|
| a. It has slanting eyes         | c. Its eyes are big             |
| b. Its eyes are green and round | d. Its ayes are round and brown |

18. What is Katty's color?

- |          |          |
|----------|----------|
| a. White | c. Grey  |
| b. Green | d. Black |

### PETER

Peter is the youngest in our family. He is fourteen years old and four years younger than me. He has long and straight hair, bright eyes and a friendly smile. Sometimes he is rather naughty at home, but he usually does what he is asked to do.


Peter is interested in sports very much, and at school, he plays football and tennis. He is the best badminton player in our family.

19. How old is Peter?

- a. Four
- b. Fourteen
- c. Forty
- d. Ten

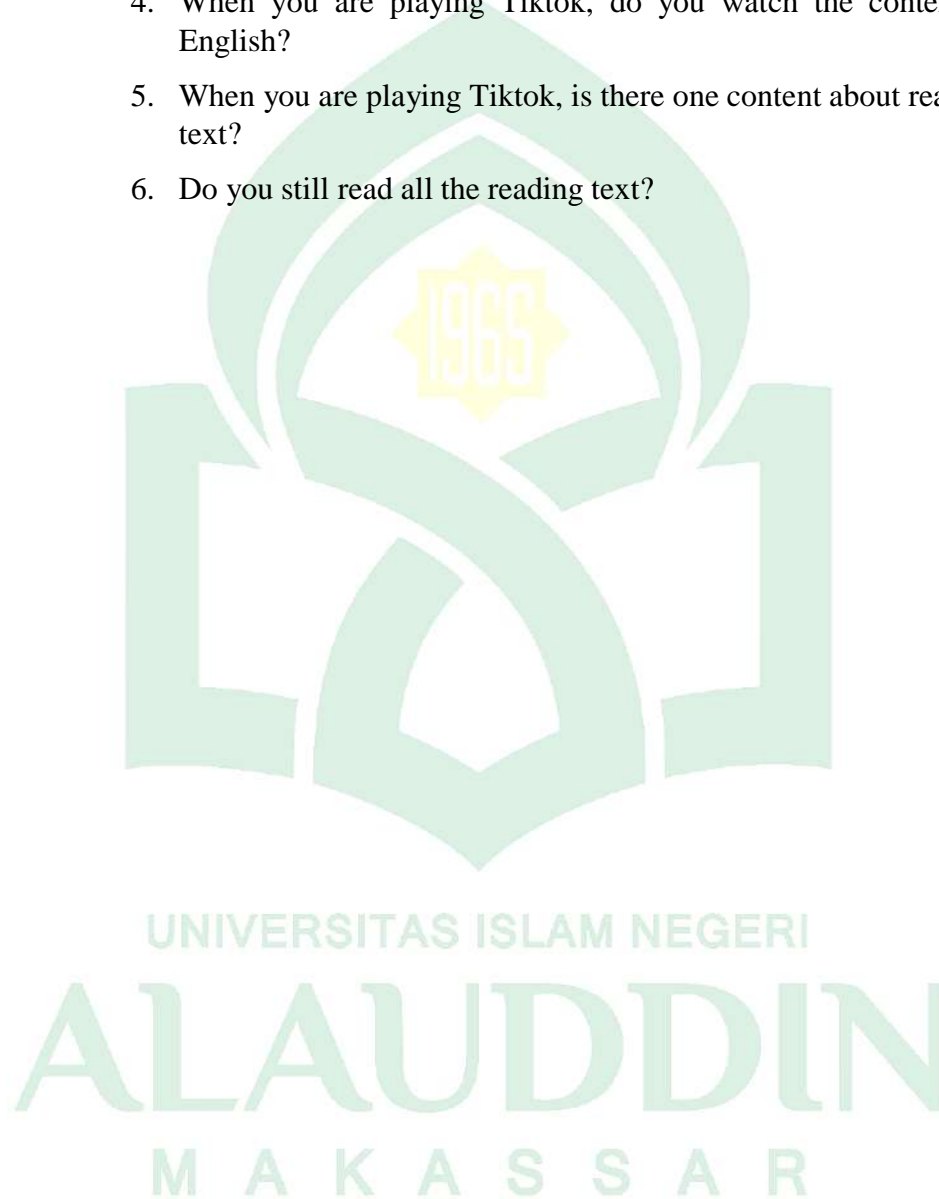
20. "He is fourteen years old .... than me" The underline word refers to ....

- a. Peter
- b. The writer's brother
- c. The writer
- d. The writer's family



#### Appendix 8 : Interview's Question

1. Why do you like Tiktok application?
2. How many times you play Tiktok in aday?
3. What do you watch when playing Tiktok?
4. When you are playing Tiktok, do you watch the content in English?
5. When you are playing Tiktok, is there one content about reading text?
6. Do you still read all the reading text?



## Appendix 9 : Interview Result

### Participant I

Researcher : Why do you like Tiktok Application?

Student : Because Tiktok is one of my comfort social media. Only few people know me in Tiktok app, so I can express more my self in Tiktok.

Researcher : Why did you choose Tiktok rather than other app?

Student : I think, Tiktok app also one of the most updated applications after twitter because of the large number of Tiktok user this time.

Researcher : How many times you play Tiktok in a day?

Student : Maybe around 4- 5 hours a day

Researcher : What do you watch when playing Tiktok

Student : It is according to what content in my FYP, sometimes it is makeup, cooking video, movie scene, people dancing, or viral news at the time.

Researcher : When you are playing Tiktok, do you watch the content in English?

Student : Yes I do because I like to watch some English content, such as conversation in daily life, English movie clips.

Researcher : When you are playing Tiktok, is there one content about reading text?

Student : Sometimes my FYP shows reading text content like someone doing live while reading English novel. So, it makes desire to read increase.

Researcher : Do you still read all the reading text?

Student : Yes of course, because the content usually used best seller novel so I like to read all the text.

Researcher : What is category reading content do you watch?

Student : Sometimes I watch novel or fairytale reading in English.

Participant II

Researcher : Why do you like Tiktok app?

Student : Because in my opinion Tiktok is the most updated app regarding latest news, apart from that, Tiktok is not only provides entertainment videos but also lots of educational videos.

Researcher : How many times you play Tiktok in a day?

Student : I play Tiktok about 3-5 hours

Researcher : What do you watch when playing Tiktok?

Student : The videos that appear on my FYP are varied, ranging from funny content, educational, tips and so on.

Researcher : When you are playing Tiktok, do you watch the content in English?

Student : Yes I do often, English content that appears on my FYP includes film clips, daily conversation, song lyrics.

Researcher : When you are playing Tiktok, is there one content about reading text?

Student : Yes sometimes something appears in my FYP such as reading novel together and reading TOELF texts or question.

Researcher : Do you still read all the reading text?

Student : Yes sometime I do to improve my reading skills.

## Participant III

Researcher : Why do you like Tiktok app?

Student : I really like Tiktok app because we can get a lot of information on many things and we can learn from tiktok about beauty life or education.

Researcher : Why did you choose Tiktok rather than other app?

Student : Because Tiktok has many contents and it is not monotone so I'm not really bored to study about many things

Researcher : How many times you play Tiktok app in a day?

Student : I'm not sure, but it is around 4-5 hours

Researcher : What do you watch when playing Tiktok?

Student : Almost all of my FYP are about life style and also about English like different American and British accent.

Researcher : When you are playing Tiktok, is there content about reading text?

Student : Sometimes but it's not often, almost

about grammar and structure

Researcher : Do you still read all the reading text?

Student : Yes I do but not all of them. Participant IV

Researcher : Why do you like Tiktok app?

Student : I like Tiktok because I can watch whatever I want to watch on Tiktok.

Researcher : Why did you choose Tiktok rather than other app?

Student : Tiktok is not boring, the video duration is not too long so it doesn't make us bored, Apart of that, the content on Tiktok is also short, concise and clear, there not many intros.

Researcher : How many times you play Tiktok app in a day?

Student : I'm not sure, it depends when I have nothing to do, so I watch Tiktok.

Researcher : What do you watch when playing Tiktok?

Student : Sometimes I watch cipung content, mukbang, English song, English conversation and so on.

Researcher : When you are playing Tiktok, is there content about reading text?

Student : Yes, sometimes I watch reading text or English song lyrics while singing.

Researcher : Do you still read all the reading text?

Student : Yes I do.

Researcher : What kinds of reading content do you watch?

Student : Daily conversation and song lyrics.



## Appendix 10: The Student's survey answer

**BATCH**

|       |       | Frequency | Percent | Valid Percent | Cumulative Percent |
|-------|-------|-----------|---------|---------------|--------------------|
| Valid | 2019  | 18        | 39.1    | 39.1          | 39.1               |
|       | 2020  | 14        | 30.4    | 30.4          | 69.6               |
|       | 2021  | 14        | 30.4    | 30.4          | 100.0              |
|       | Total | 46        | 100.0   | 100.0         |                    |

**DURATION OF TIKTOK USAGE**

|       |       | Frequency | Percent | Valid Percent | Cumulative Percent |
|-------|-------|-----------|---------|---------------|--------------------|
| Valid | 1-2   | 10        | 21.7    | 21.7          | 21.7               |
|       | 3-4   | 23        | 50.0    | 50.0          | 71.7               |
|       | 5-6   | 8         | 17.4    | 17.4          | 89.1               |
|       | <7    | 5         | 10.9    | 10.9          | 100.0              |
|       | Total | 46        | 100.0   | 100.0         |                    |

### AUTHOBIOGRHAPHY



Amrina Imran was born in Majene 5<sup>th</sup> September 2000, as the second child from Ir. Imran Ado and Nurma. She has 3 sisters named, Irma, S.Si, Aulia Imran, and Aira Magfirah Imran as the younger sisters. She started her Kinder Garden Raudatul Athfal at 2005 and finished in 2006. Then, she started her elementary school at SDN Inpres 051 Lampoko and finished in 2012. She continued her study in Junior high school at Islamic Boarding School PPM AL-Ikhlash Lampoko and also in senior high school at Islamic Boarding School PPM AL-Ikhlash and finished 2018. After that, she continued her studies at University of Alauddin Makassar in English and Literature department.

UNIVERSITAS ISLAM NEGERI  
**ALAUDDIN**  
 MAKASSAR