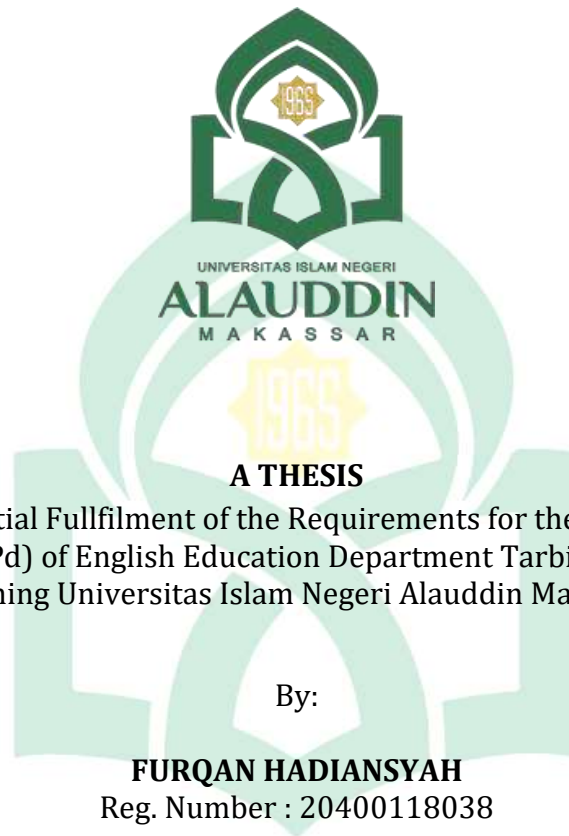


**THE IMPLEMENTATION OF EGRA METHODS IN TEACHING WRITING SKILLS  
AT THE SECOND GRADE OF MTs IMMIM**



**A THESIS**

Submitted in Partial Fullfilment of the Requirements for the Degree of *Sarjana Pendidikan* (S.Pd) of English Education Department Tarbiyah and Teacher Training Universitas Islam Negeri Alauddin Makassar

By:

**FURQAN HADIANSYAH**

Reg. Number : 20400118038

UNIVERSITAS ISLAM NEGERI  
**ALAUDDIN**  
M A K A S S A R

**ENGLISH EDUCATION DEPARTMENT  
TARBIYAH AND TEACHER TRAINING FACULTY  
UNIVERSITAS ISLAM NEGERI ALAUDDIN MAKASSAR  
2024**

## STATEMENT OF THESIS ORIGINALITY

Mahasiswa yang bertanda tangan bawah ini:

Nama : Furqan Hadiansyah

NIM : 20400118038

Tempat/Tanggal Lahir : Sinjai, 01 Januari 2001

Jurusan/Prodi : Pendidikan Bahasa Inggris

Fakultas : Tarbiyah dan Keguruan

Alamat : Jln. Bulu Lasiai No. 94

Judul : The Implementation of EGRA Methods in Teaching  
Writing Skills at the Second Grade of MTs IMMIM

menyatakan dengan sesungguhnya dan penuh kesadaran bahwa skripsi ini benar adalah hasil karya sendiri. Jika di kemudian hari terbukti bahwa ia merupakan duplikat, tiruan, plagiat, atau dibuat oleh orang lain, sebagian atau seluruhnya, maka skripsi dan gelar yang diperoleh karenanya batal demi hukum.

Gowa, 24 Maret 2025  
Penyusun,

UNIVERSITAS ISLAM NEGERI  
**ALAUDDIN**  
M A K A S S A R



Furqan Hadiansyah  
NIM: 20400118038

## PENGESAHAN SKRIPSI

Skripsi berjudul **"The Implementation of EGRA Methods in Teaching Writing Skills at the Second Grade of MTs IMMIM"**, yang disusun oleh Saudara **Furqan Hadiansyah**, NIM: 20400118038, mahasiswa Program Studi Pendidikan Bahasa Inggris Fakultas Tarbiyah dan Keguruan UIN Alauddin Makassar, telah diuji dan dipertahankan dalam sidang **Ujian Skripsi (Munaqasyah)** yang diselenggarakan pada hari Selasa, tanggal 20 Agustus 2024 M. bertepatan dengan tanggal 15 Safar 1446 H, dinyatakan telah dapat diterima sebagai salah satu syarat untuk memperoleh gelar Sarjana Pendidikan pada Jurusan Pendidikan Bahasa Inggris dengan beberapa perbaikan.

Gowa, 13 Maret 2025 M  
13 Ramadhan 1446 H

### DEWAN PENGUJI:

Nomor SK 3783 Tahun 2024

Ketua Sidang : Dr. Rappe, S.Ag., M.Pd.I.

Sekretaris Sidang : Dr. Azizul Hakim, M.Pd.I.

DEWAN PENGUJI :

- 1) Dr. Sitti Nurpahmi, S.Pd., M.Pd.
- 2) Multazam Abubakar, M.Hum
- 3) Indah Fadhilah Rahman, S.Pd.I., M.Hum.
- 4) Nur Aliyah Nur, M.Pd.

(.....)

(.....)

(.....)

(.....)

(.....)

(.....)

Disahkan Oleh:  
Dekan FTK UIN Alauddin Makassar,



Dr. H. Churuh, M.Pd.I.  
NIP. 19660908 199403 1 002

## ACKNOWLEDGEMENT

بِسْمِ اللَّهِ الرَّحْمَنِ الرَّحِيمِ

*Alhamdulillah Rabbil Alamin*, the researcher extends heartfelt gratitude to Allah *Subhanahu Wata'aala* for the blessings, health, and goodness bestowed. Without His permission and grace, the researcher would not have been able to start and complete this thesis. Blessings are also bestowed upon the Prophet Muhammad *Sallallaahu 'alaihi Wasallam*, who conveyed the truth to humanity and especially to Muslims.

The researcher also expresses the highest appreciation to beloved parents, Juhadi and Sitti Aisyah, for their prayers, support, motivation, sacrifices, and love.

The researcher acknowledges that this thesis would not have been completed without the support, suggestions, guidance, and input from many parties. Therefore, on this occasion, the researcher would like to express the deepest gratitude to:

1. **Prof. Hamdan Juhannis M.A., Ph.D.**, the Rector of UIN Alauddin Makassar, and all his vices.
2. **Dr. H. Andi Achruh AB Passinringi, M.Pd.I.**, the Dean of Tarbiyah and Teacher Training at UIN Alauddin Makassar, and all his vices.
3. **Prof. Dr. Sitti Nurpahmi, S.Pd., M.Pd.**, as the Head of English Education Department and also become the first advisor, for her valuable assistance, time, and guidance during the preparation and completion of this thesis.
4. **Nur Aliyah Nur, M.Pd.**, as the Secretary of English Education Department at UIN Alauddin Makassar and also become the second examiner, for her

time, suggestions, and guidance throughout the thesis preparation and completion.

5. **Multazam Abubakar, M.Hum.**, the Second advisors, for her valuable assistance, time, and guidance during the preparation and completion of this thesis.
6. **Indah Fadhilah Rahman, S.Pd.I.M.Pd.** the first Examiner, for her time, suggestions, and guidance throughout the thesis preparation and completion.
7. All the Lecturers and the Staff of English Education Department who have helped and the researcher during the preparation and completion of this thesis.
8. All the researcher Friends, especially PBI A 2018 for their assistance and camaraderie.
9. All the people around the researcher's life, who cannot be mentioned individually, have provided much assistance and support to the researcher

Gowa, 24 Maret 2025  
The Researcher




Furqan Hadiansyah  
NIM: 20400118038

## TABLE OF CONTENTS

TITLE .....	i
STATEMENT OF THESIS ORIGINALITY .....	ii
APPROVAL .....	iii
ACKNOWLEDGEMENT .....	iv
TABLE OF CONTENTS .....	vi
LIST OF TABLES.....	viii
LIST OF FIGURES .....	ix
ABSTRACT .....	x
CHAPTER I INTRODUCTION.....	1
A. Background.....	1
B. Research Question .....	4
C. Research Objective.....	4
D. Research Significances .....	4
E. Research Scope.....	5
F. Operational Definition of Terms.....	5
CHAPTER II REVIEW OF RELATED LITERATURE.....	6
A. Previous Findings.....	6
B. Pertinent Ideas .....	7
C. Theoretical Framework .....	19
D. Hypothesis .....	20
CHAPTER III RESEARCH METHODOLOGY.....	21
A. Research Method .....	21
B. Research Variables.....	21
C. Population and Sample .....	22
D. Research Instruments.....	23
E. Data Collection Procedures .....	23
F. Data Analysis Techniques.....	24

CHAPTER IV FINDINGS AND DISCUSSIONS .....	29
A. Findings.....	29
B. Discussions .....	34
CHAPTER V CONCLUSIONS AND SUGGESTIONS.....	39
A. Conclusions.....	39
B. Suggestions .....	39
BIBLIOGRAPHY .....	41
CURRICULUM VITAE.....	58





## LIST OF TABLES

Table 3.1 : Writing Score Rubric.....	25
Table 3.2 : Writing Classification Rubric .....	28
Table 4.1 : The Rate Percentage of Experimental Class in Pre-Test .....	29
Table 4.2 : The Rate Percentage of Experimental Class in Post-Test .....	30
Table 4.3 : The Rate Percentage of Control Class in Pre-Test .....	30
Table 4.4 : The Rate Percentage of Control Class in Post-Test.....	31
Table 4.5 : The Normality Test of the Variables .....	32
Table 4.6 : The Independent Sample T-Test of EGRA Method in 7Students'	
Writing Skills .....	33
Table 4.7 : The Value of Coefficient Determination/Regression (SPSS) .....	33





## LIST OF FIGURES

Figure 2.1 Theoretical Framework.....	19
---------------------------------------	----



## ABSTRACT

**Title** : *The Implementation of EGRA Methods in Teaching Students' Writing Skills at the Second Grade of MTs IMMIM*  
**Year** : 2024  
**Researcher** : Furqan Hadiansyah  
**Consultant 1** : Dr. Sitti Nurpahmi, SPd., M.Pd.  
**Consultant 2** : Multazam Abubakar, M.Hum.

---

The objective of the research was to find out the effect of using EGRA method as strategy to improve students' writing skill. The researcher is inquisitive about considering the using of EGRA method as strategy to improve students' writing skills.

This study applied quantitative method using a quasi-experimental design. The researcher collected the data steps into the following procedure: Before giving the treatment, the researcher gave a pre-test without EGRA method. After giving the pre-test, the researcher taught the students for four meetings. After all the treatments are done well, the last stage was giving post-test. Post-test was conducted to measure the result of treatments. The data was obtained through the test of writing skills. The data analysis techniques are scoring and classifying the students' rubric score. To find the effect of the independent variable toward the dependent variable use data analysis Simple Linear Regression.

The findings of this research showed that result was 42.2%, there is a significant effect of EGRA method on students' writing skill where the contribution of EGRA method and the coefficient correlation was high (0.650). Due to this fact, H0 was rejected and H1 was accepted. It means that there was an effect of EGRA method in enhancing students' writing skills. The implications of this study advices us that EGRA method improved to motivate students in doing general activities, such as doing revision and arrange a good paragraph to the correlational idea which their activities. Especially in writing skills, the teacher or lecturer could use EGRA method as a learning method in order to students interested to learn English.

There are some implications of this research, they are the teacher or lecturer could use storytelling video as a learning method in order to students interested to learn English. The researcher should be innovative in teaching the students in order to the aim of this research is successful. Students should be able to identify the effects of storytelling video in their narrative writing skills, and apply it in learning process.

## CHAPTER I

### INTRODUCTION

#### ***A. Background***

People are social creatures, and hence, they need to associate to each other. This association must be conceivable in the event that those taking part impart each other. In Webster's New School Word reference, correspondence is characterized as a cycle by which data is trade between individual through a typical method for correspondence is language. In this cooperation, language is utilized to offer viewpoints, thoughts, and sentiments. Language makes connection and correspondence run as expected. Language is an instrument and it will associate us to individuals around us.

Pateda (2018) states that language is sounds given through human discourse that has meaning. Correspondence comprises of two sections, verbal correspondence and non-verbal correspondence. Non-verbal correspondence is a correspondence without sound, for example, hand developments, signs, etc. Verbal correspondence is a correspondence wherein language is utilized as the instrument even spoken or composed (Chaer & Agustina 2010:20). Because of increment correspondence among individuals from better places of starting points and semantic foundation there is a need to settle on worldwide language for the purpose of correspondence. In other word, language has a significant rule for human existence.

According to Nunan (2019), writing is both a physical and a mental act the most basic level. Writing is a mental work of inventing of ideas. Thinking about how to express and organize them into statements and paragraph that will be

clear to the reader. It also both a process and a product, the writers imagine, organize, draft, edit, and read.

Most of students never have thought about the actual process of writing itself. It is essential for the teachers to make students aware that writing is a process. The level of writing shown by a student depends on part on the prompt. Students who customarily write at the developing stage may exhibit characteristics of independent writers with familiar topics or genres, particularly when the prompt has a high interest level or are self-selected. So, the teacher should not expect that a scale of the type will uncover a consistent level of writing for each piece of students' work (Pateda, 2018).

Writing is about guiding students to produce a good communication, to link and develop information, ideas, and arguments for a particular reader or a group of readers (Nunan, 2019). Therefore, to produce a complete sentence, the teacher must guide the students to get effective writing. So, it can be concluded that writing is important skills that can be used to communicate and develop the information, ideas, or arguments.

Writing is about guiding students to produce a good communication, to link and develop information, ideas, and arguments for a particular reader or a group of readers (Nunan, 2019). So, it can be concluded that writing is important skills.

ن وَالْقَلَمِ وَمَا يَسْطُرُونَ

The meaning of QS Al-Qalam (1) "Nun,for kalam (pen) and what they write."

This verse explains that Allah Subhanahu Wataala swear by two things, namely kalam (pen) and what is written. That verse encourages people to learn to write that has a connection with the first revelation on the letter al-'Alaq that encourages people learn to read and write.

Nowadays, there are some methods used in teaching English, one of them is EGRA (experience, generalization, reinforcement, and application). By using this method, the students are given opportunity to find out the form and function of the sentence by themselves. Brown (1994) says that it is built more intrinsic motivation by allowing the students to discover rules rather than being told them.

The objective of EGRA experience unconsciously learners to expose a particular structure item in use; the objective of generalization is that learners better remember conclusion about form and function, they make by themselves; the objective of the reinforcement helps the learners to check or revise their generalization; and the objective of the application uses or applies structure items learned in the previous stage to communicate information or messages (Adrian, 1998).

The researcher realized that it should be solved by giving good action and new method in learning English. That is way the researcher offers EGRA method to students' English learning.

For this reason, the researcher proposes a research in writing entitle "The Effectiveness of EGRA method in Learning English at MTs Immim".

### ***B. Research Question***

Based on the background, the researcher formulated the research problem as, to what extent does the effect of using EGRA methods in teaching students' writing skills at the second grade of MTs IMMIM?

### ***C. Research Objective***

Based on the problem of the research above, the objective of the research was to find the extent to which the effect of using EGRA methods in improving students' writing skills at the second grade of MTs IMMIM.

### ***D. Research Significances***

#### **1. Theoretical Significance**

The researcher truly expects that the readers got a lot of new knowledge related to this research. For instance, at least they know what EGRA method is and also, they can apply in their learning process. The result of this study is expected to provide empirical evidence and support the assumption of a significant effect of EGRA method in learning English.

#### **2. Practical Significances**

##### **a. For Students**

The researcher expects that the students enjoyed to learn English and students can be motivated to learn English especially with EGRA method.

##### **b. For Teachers**

The teachers can use this method in teaching English in the classroom even just as a basic reference to teach writing so that the learning process will be fun and more guided.

c. For Other Researchers

The researcher expects that other researcher can do further research about EGRA method and English subject.

***E. Research Scope***

The scope of this research focused on the effect of EGRA method in improving the students' writing skills especially focusing on writing recount text. The students' writing skills was affected by using EGRA method. The researcher wanted to know the contribution of EGRA to teaching writing recount text at MTs IMMIM.

***F. Operational Definition of Terms***

In order to know the term used in this research clearly, the researcher defined those terms as follows:

1. The Effect of EGRA Method

EGRA is an example of presentation method which focuses on students' writing recount text.

2. Recount Text

Recount text is a text that is telling the reader about one story, action, or activity.



## CHAPTER II

### REVIEW OF RELATED LITERATURE

#### *A. Previous Findings*

The researcher reported the identification of some research findings are briefly cited as follows:

Firstly, Hasanah (2020) conducted the title “The Effects of EGRA Technique Toward the Teaching of English Tenses at the SMP Muhammadiyah 9 Makassar”, states that the finding of the research at the students’ mean score of pre-test are 49.20 and the students’ mean score post-test are 75.20 with t-test 16.99 where  $(16.99 > 2.064)$ . It is increased because the t-test is higher than t-table.

Secondly, Irawati (2021) conducted the title “Using E-dialogue Journal to Improve the students’ writing Ability”, states that the finding of the research at the students’ mean score of pre-test in narrative writing are 6,35 and the students’ mean score post-test are 71,07 with t-test 9,11 and t-table 2,45 where  $(9,11 > 2,45)$ . It is increased because the t-test is higher than t-table.

Thirdly, Hariani (2022) conducted the research about “The Use of EGRA method to Improve Writing Skill for Eight Grade Students”. The result of this study showed the students’ writing skill improved after using EGRA method. The improvements were limited to those four aspects of writing: content, organization, language use, and mechanics.

The similarity of this present study with other researches is all the researches used EGRA method as variable. The differences are this study specifically focused on effect of EGRA method to teach writing recount text for

students of MTs IMMIM. The kind of recount text in this study was focused on personal recount text.

## ***B. Pertinent Ideas***

### **1. The Concept of EGRA Method**

In Oxford Advanced Learner's Dictionary of current English method is stated as method of doing something expertly. Richards (1968:15) states that method is implementation that which actually take place in a classroom. It is a particular trick, stratagem, or contrivance used to accomplish an immediate objective. Further, Brown (1994:51) says that method is any of a wide variety of exercises, activities, or devices used in the language classroom for realizing lesson objectives.

In learning and teaching process, teacher must master some certain methods. A variety of methods will at least partially ensure that a maximum of students will be "reach", Brown (1994). The methods also determine when there the process of transferring knowledge is effective and efficient or not. The method will be used must be suitable with the material will be taught in order to get good result.

EGRA stands for E, which is experience; G is generalization; R is reinforcement, and A is application (Krashen, 1987). The following is the brief explanation each stage of EGRA method.

#### **a. Experience**

Experience is a learning stage where students are subconsciously expose to the meaningful use of particular structure item. It is also effective for presenting previously taught structures, which have some functions. This learning

experience makes the students more active from the beginning of the teaching process where they will come into a great discovery. Wernon (1980) states that activity involving direct experience is highly inquiry oriented. The student here is an active participant rather than the passive observer of the teacher. The experience in this research refers to guiding the students to learn every element of writing for example, content organization and the structure used in writing and so on.

#### b. Generalization

In this stage the students are led through tasks to discover form, meaning and function of a structure they have been exposed to. The rationale for the generalization is the learner better remember conclusion about the form and function(s) they make for themselves. Harmer (1991) says that the best way to ensure learning was for the students to work out the rule himself. Ramirez (1995) says that this stage focus on grammatical items themselves. The objective here is to move away from the context and concentrates on the rules govern the various aspects of the structure. The teacher will not tell the students about the form, meaning, and function of the sentence but let them find out by themselves. Krashen (1987) states that learning is facilitated if the learners discovers or creates rather than remember and repeats what is to be learned. The generalization is the central of EGRA method where students are expected to make a discovery of language structure. Rivers (1968) says that generalization become more comprehensive as the students advanced in knowledge of language and is able to recognize characteristics feature of the language structure.

### c. Reinforcement

Reinforcement is a learning stage where students are provided with correct and conscious knowledge of the form and functions of the structure items they have been exposed to. The objective of this stage is to help learners verify or revise their generalizations, ensuring that they are both corrected and fully aware of the form and function of a particular structure item. It's crucial that this step not only confirms the students' previous findings but also consolidates their understanding. In this phase, the teacher revisits the material to explain what the students have discovered, providing reinforcement and ensuring that students have a clear and accurate grasp of the language structure. This explanation helps bridge any gaps in understanding, which is essential for solidifying knowledge. Alexander (1980) emphasizes that the primary goal of all explanations should be to reinforce what the students have already practiced and internalized. This reinforces their confidence in applying the structure independently, promoting a deeper and more effective learning experience. This reinforcement process also helps to prevent any misconceptions from taking root, ensuring that students have a solid foundation before moving on to more complex concepts. Ultimately, it solidifies the learners' comprehension and prepares them for the practical application of the structures they have learned.

### d. Application

Application is learning stage where students are given opportunities to use or apply the structure item that they have learned in communication either receptively or productively. Kenneth (1976) says that the objective of the

application is to determine whether the students know how to apply grammatical forms that have previously been presented.

Rivers (1968) states that a period for the practical application of what has been learnt may involve reading a passage for which previous has prepared the class; it may be a necessity for some forms of writing exercises, or it may take the form of a dramatization in front of the class.

From the statement above, it is clear that language, which has been taught, must be applied in its situation. This step also mirrors about the importance of the application in learning and teaching process, especially in teaching English structure. This is the moment of truth where they can compose recount text by themselves well.

Based on the explanation of EGRA above, the researcher thinks that every step of EGRA which stands for Experience, Generalization, Reinforcement, and Application will lead the students to be better at writing skill.

## 2. The Procedures of EGRA Method

### a. Experience

- 1) Ask the students some guided questions to build knowledge of the field.
- 2) Explain the means and the characteristics of recount text.
- 3) Ask the students to read the recount text.

### b. Generalization

- 1) Ask them to look at the sentence then make their conclusion in groups.
  - a) Underline the verb.
  - b) Circle the words between the subject and the verb.

c) Give the sign for (+); (-) and (?) sentence.

d) What do you call it?

2) Ask them to report their answer

3) Discuss their conclusion with class

4) Give them the best conclusion for their notes

c. Reinforcement

1) The researcher gave students sentence samples.

2) The researcher offered the example of recount text; the students analyze it.

d. Application

1) Ask them to write their experience individually.

3. Writing Skills

a. Definition of Writing

Since this research focus on the improvement of students in term of writing skill, so this part provides several explanations about writing skill. According to Nystrand (1989) writing is a matter of elaborating text in accordance with what the writer can reasonably assume that the reader knows and expects. It means that writing is an activity to share information which is understandable for the readers. So, the writers should be able to communicate to the readers through their sentences.

Meanwhile, Randal (2004) states that writing is an ability to make a form of words that in general it may have a higher truth value than the fact that it has set it down. It means that the product of writing should be truly acceptable by the



readers. Besides, it must be contained meaningful values so that the readers can get the benefits from the writing.

Furthermore, Sudaryanto (2001) says that writing skill is a person's ability to express his/her mind and feeling which is expressed in a written language, in graphic symbols so that the readers are able to understand the message inside. From the statement, it can be said that writing is a skill where the writers can set their idea down in the form of words, sentences, and paragraphs which are easy to understand for the readers. In line with this opinion, Tarigan (1992) states that writing is a process in describing a language that can be understood by others, i.e. readers. It means that writing needs a process so that the idea can be understandable and expressed smoothly.

From all the statements above, it can be concluded that writing is an activity of thinking after which it is expressed into graphic symbols, in a communicative written language. In expressing the thought into a written language, feeling plays an important role as well, so that the products will be easily understood and enjoyed by the readers. To do so, of course, it needs a good and interesting language. In other words, writing is closely related with the thought, feeling, and ability in using a language. In this case, a communicative language is completely needed.

#### b. Problems of Writing

Besides, Riddel (2003) also explains that writing is an individual skill. Someone talks with others, while someone writes as if he communicates with himself. This makes writing is more difficult than speaking. From the two statements, it can be concluded that writing is a difficult skill because it needs a



high ability in choosing words and sentences to be understood by the readers. It is because the readers cannot criticize or asks questions concerning with the writing directly.

Based on the opinion above, it can be concluded that writing has the most difficulties since writing needs more accuracy for instance in spelling, grammar, and appropriate expression. Lacking of the accuracy will lead to misunderstanding. The readers might not be able to catch the message or the communication between the writer and the readers will not run well.

#### c. Component of Writing

In order to judge whether the writing is good or bad, the component of writing should be considered. A good content of writing should include some components in it. According to J.D. Brown (1991) there are five components of writing.

##### 1) Content

Content is the process of writing, editing, and publishing content in a digital format to engage your target audience. That content can include blog posts, video or podcast scripts, ebooks or whitepapers, press releases, product category descriptions, landing page or social media.

##### 2) Organization

Organization is how ideas are presented. Typically, organization refers to the larger parts of a piece of writing, although it also refers to how paragraphs and sentences are written. The flow of a piece of writing affects how readers interpret ideas.

### 3) Writing

Writing (also known as a lexicon) is a set of words, typically the set in a language or the set known to an individual. The word Writing originated from the Latin vocabulum, meaning "a word, name". It forms an essential component of language and communication, helping convey thoughts, ideas, emotions, and information.

### 4) Language use/grammar

Grammar is a system of rules that allow us to structure sentences. It includes several aspects of the English language, like: Parts of speech (verbs, adjectives, nouns, adverbs, prepositions, conjunctions, modifiers, etc.).

### 5) Mechanics

In writing, the term mechanics refers to the rules and technicalities that assist with readability, clarity, and flow. Editing for mechanics means that an editor will watch for spelling, punctuation, and capitalization errors.

### d. The Process of Writing

Before activity to writing, the teachers need to pay attention to the process of writing. The process of writing should be followed by the students in order to make a good writing. This part provides the explanation of the process of writing. Farmer (1993) states that there are four steps in writing, those are:

#### 1) Prewriting Step

Prewriting means the preparation before writing. It includes making a plan what to write, getting ideas, and selecting the similar ideas.

## 2) Organizing Step

Organizing includes making a draft and arranging the ideas into hierarchical order. The writer can decide which subject of topics can make better understanding so that they can organize and develop into meaningful clusters.

## 3) Writing Step

Writing is the main activity. It is done to develop the draft into a good composition of writing.

## 4) Revising Step

The last is revising which is used to correct the product of writing in order to be more perfect and more understandable. In this stage, a writer can make sure what they have done by re-evaluating their writing to be the most productive one. Revising can be done for several times in order to get the fixed writing that has well-constructed grammar, punctuation, diction, and coherence.

From the statements above, it can be concluded that writing is a skill that needs a process in expressing an idea or opinion that is written on a paper or other media. A good writing process can be done by preparing and determining the subject, then making drafts, and revising or post-writing.

## e. Teaching Writing

Seow (2002) gives some pointers for teachers in implementing teaching writing, those are: (1) teacher modelling, (2) relating process to product, (3) working within institutional constraints, (4) catering to diverse students needs, (5) exploiting the use of computers in process writing.

In teaching writing, the teacher should be able to make the students write their ideas well. The teacher should consider writing skills that the students have

to master. In this case, Brown (2004) classified writing skills into six microskills and six macroskills as the following quotes:

Microskills:

- 1) Produce graphemes and orthographic patterns of English.
- 2) Produce writing at an efficient rate of speed to suit the purpose.
- 3) Produce an acceptable core of words and use appropriate word order patterns.
- 4) Use acceptable grammatical systems (e.g., tense, agreement pluralization), patterns, and rules.
- 5) Express a particular meaning in different grammatical forms.
- 6) Use cohesive devices in written discourse.

Macroskills:

- 1) Use the rhetorical forms and conventions of written discourse.
- 2) Appropriately accomplish the communicative functions of written texts according to form and purpose.
- 3) Convey links and connections between events, and communicate such relations as main idea, supporting idea, new information, given information, generalization, and exemplification.
- 4) Distinguish between literal and implied meanings when writing.
- 5) Correctly convey culturally specific references in the context of the written text.
- 6) Develop and use a battery of writing strategies, such as accurately assessing the audience's interpretation, using prewriting devices, writing

with fluency in the first drafts, using paraphrases and synonyms, soliciting peer and instructor feedback, and using feedback for revising and editing.

Based on the explanation above, the teacher can determine the techniques to teach writing which are appropriate with students' ability.

#### 4. Recount Text

##### a. Definition of Recount Text

Recount is the text telling the reader what happened. It retells a past event. It begins by telling the reader who is involved, what happened, where this even took place and when it happened (Pardiyono, 2019). At an Online Education Journal, writing recount is said that it may be a reorientation at the end.

It summarizes the event in the order in which they happened (chronological order). Recount is written to retell events with the purpose of either informing or entertaining their audience (or both).

##### b. How to write Recount Text?

- 1) Made some list and plan of orientation. In the orientation students at least introduce the main character.
- 2) In series of event, the students write the events chronologically. It begins with the first event, followed by the second event to the last event.
- 3) In reorientation, the students draw a conclusion or give a comment about the story, but not all recount text closed by reorientation. It's optional.

##### c. Purpose of Recount Text

Derewianka (2004: 18) states that the purpose of a recount is to list and describe past experiences by retelling events in the order in which they happened (chronological order). To achieve its purpose, the text will move through a

different set of stages: a) an orientation letting the reader knows who is involved, where, when, etc. b) the retelling of a series of events in chronological sequence. Recounts are written to retell events with the purpose of either informing or entertaining their audience (or both). Frequent use is made of words, which link events in time, such as next, after, when then, after, before, first, at the same time.

d. Types of Recount Text

1. Personal Recount

These usually retell an event that the researcher is personally involved in.

2. Factual Recount

Recording an incident, e.g. a science experiment, police report.

3. Imaginative Recount

Writing an imaginary role and giving details of events, e.g. a day in the life of a pirate.

### ***C. Theoretical Framework***

In this part, the researcher focused to do with any activities and terms that committed as treatment within the class during the research.

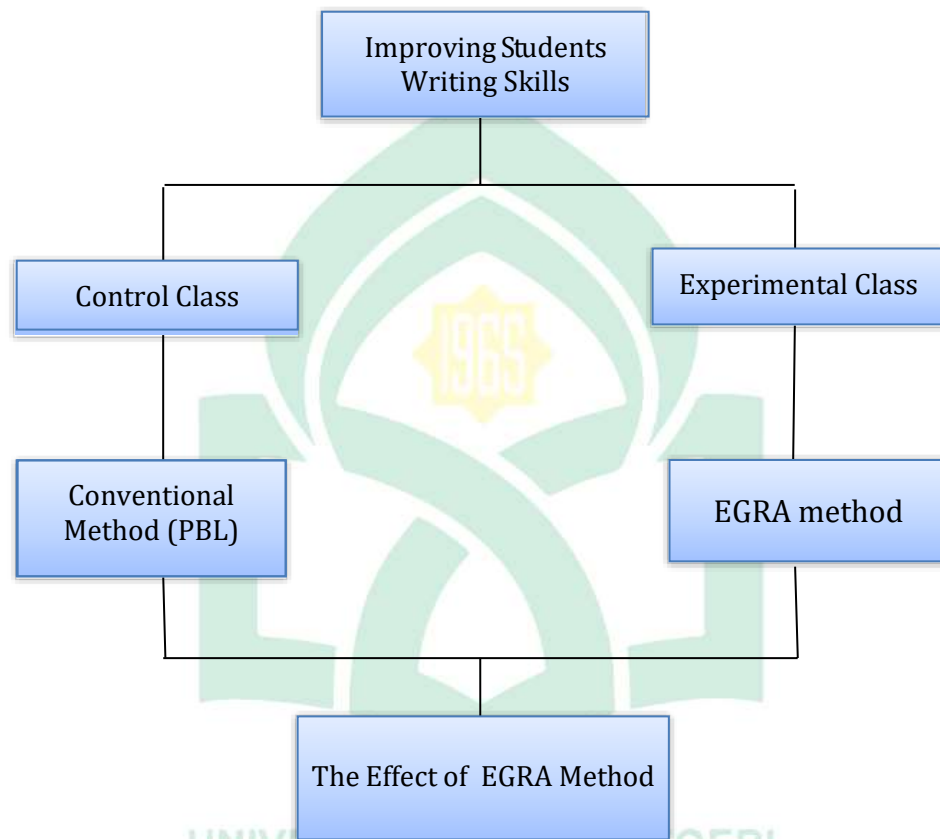


Figure 2. 1 Theoretical Framework

In using conventional method, the researcher focused in applying strategy that usually the teacher does. Thus, in treatment, as the result of the process, it referred to increase students' learning English specifically writing skills by EGRA method.




#### ***D. Hypothesis***

Based on the title of this research, the hypothesis seeks to answer the following statements:

H1: Using EGRA method was effective in Learning English at MTs Madani Pao-Pao.

H0: Using EGRA method was not effective in Learning English at MTs IMMIM.



### **CHAPTER III**

#### **RESEARCH METHODOLOGY**

##### ***A. Research Method***

This study applied quantitative method using a quasi-experimental design. According to Venderstoep and Johnston (2009), quasi experimental is a study that takes in real life-setting rather than in laboratory setting, they are often considered not truly experimental research but rather correlation research, which involved identifying statistical relationship between two variables rather than causal relationship.

The research intended to investigate the effect of EGRA method in learning English. To achieve that, the researcher conducted pre-and post-test to evaluate the performance of the students before and after the implementation of EGRA method. The samples were separated into two classes: experimental class and control class. This experiment used pre-test and post-test design. In the experimental class, was conducted pre-test, treatment and post-test while the control class was conducted pre-test and post-test only. The comparison between the pre-test and post-test score depends on how the researcher conducting the treatment to be successful. Treatment is EGRA method and conventional way is mind mapping

##### ***B. Research Variables***

This research focused on the study of the influence of treatments, according to Arikunto (2013), he explains in his book that there are two variables, independent and dependent variable.

Schreiber & Asner-self (2011) defined that independent variable (X) is a variable that is stated to cause some outcome. In this research, the independent variable was the effect of EGRA method. Also, according to Schreiber & Asner-self (2011), dependent variable (Y) is the outcome of the independent variable; it is the effect. The dependent variable in this research was in improving students' writing skills.

### ***C. Population and Sample***

#### **1. Population**

According to Arikunto (2013) population is all subjects in the research. In addition, Creswell (2012) defines that population as a group of individuals who have the same characteristic or with some common defining characteristic that the researcher can identify and study. The population of the research was all of the second-grade students of MTs Immim. There were two classes, class XI MIPA 1 is 34 students and XI MIPA 2 is 33 students. The total number of populations was 67 students.

#### **2. Sample**

According to Mcmillan and Schumacher (2011), sample is a group of subject selected from the population. In addition, according to Arikunto (2013) sample is most of representative of who are researched. The researcher selected randomly the students in two classes as sample and the number of students from each class is 20 students, 20 students as experimental class and 20 students as controlled class. So, the total number of the samples was 40 students based on selecting with random sampling. In addition, control class and experimental class were homogeneity to evaluate the treatment.

#### ***D. Research Instruments***

According to Arikunto (2013), research instrument is a tool that is selected and used by researchers in carry out their activities to collect data so that the activity becomes systematic and facilitated by it. In this research, the researcher used test as instrument. Test is a collection of question or problem as well as of means of measuring to certain variables that the form of capabilities, skills, intelligence, attitudes, or talent that are owned by individual or groups. According to Allen Philips (2014) stated that the test is interpreted as a tool used to obtain data about a characteristic of an individual or group. The kind of the test was the writing test. Writing test in this research is a test in the implementation of more emphasis on the use of paper and pencil by using handwriting. The kind of text was personal recount text that allowed students to write about their personal experiences.

#### ***E. Data Collection Procedures***

After obtaining a license to conduct this research, the researcher collected the data steps into the following procedure:

##### **1. Pre-Test**

Before giving the treatment, the researcher gave a pre-test without using EGRA method. The aim from the pre-test is to measure students the first understanding in learning English.

The stages in giving pre-test to the students:

- a. The researcher asked the students to pay attention.
- b. The researcher explained about the purpose of the research.
- c. The researcher explained the instrument that was given to the students.

- d. The researcher asked the students to do the best.

## 2. Treatment

The treatment was conducted during 6 meetings. Every meeting was consisted of 30 minutes. 4 meetings talked about material and 2 meetings talked about evaluation. Control class only preferred for project based learning as conventional way that was used by the teacher. Experimental class used EGRA method with exploring some topics like definition, classification, and parts. Teaching and learning process was conducted as follows:

- a. The students were given motivation before starting the materials.
- b. The researcher was given some explanation about the learning process.
- c. The researcher explained what writing is.
- d. After that, the researcher used EGRA method.
- e. The last, the researcher asked again the students one by one about the material in writing descriptive text as evaluation.

## 3. Post-Test

The stages in giving post-test:

- a. The researcher told the students that there is a test they will do namely post-test.
- b. The researcher explained about what they have to do in the test.
- c. The students began will do the test individually.

## ***F. Data Analysis Techniques***

The data obtained through the test of writing.

- Scoring and classifying the students' writing test by the writing rubric score. The rubric score used as the assessment guide that describes the

criteria of the score that the researcher needed to assign students' results of writing.

**Table 3. 1: Writing Score Rubric**

Item Analysis	Score	Criteria of Scoring
Content	27-30	Very good to excellent Knowledgeable-tentative-trough development of topic sentence- relevant to the assigned topic.
	22-26	Average to good Some knowledge of subject-adequate range, large development of topic sentence- mostly relevant the topic sentence but lack details.
	17-12	Fair to poor Limited knowledge of subject, adequate range, title subject, adequate range, title substance, inadequate development of topic.
	13-16	Very poor Does not show knowledge of subject, non- substantive, not pertinent, or not enough to evaluate.
Organization	18-20	Excellent to very good Fluentexpression, ideas clearly stated/supported, sufficient, well organized, logical sequencing, cohesive.
	14-17	Good to average somewhat choppy, loosely organized but main ideas stand out, limited support, logical but incomplete sequencing.
	10-13	Fair to poor Non-fluent, ideas Confused or disconnected, lack logical sequencing and development.
	7-9	Very poor does not communicate, no

		organization, or not enough to evaluate.
Writing	18-20	Excellent to very good exact word, effective word/ idiom, choice, but meaning not obscured.
	14-17	Good to average adequate range, occasional errors of words, idiom form, choice, usage meaning confused, or obscured.
	10-13	Fair to poor Limited range, frequent errors of word/ idiom form, choice, usage, meaning confused, or obscured.
	7-9	Very poor essentially translation, little knowledgeable of English Writing, idioms, word form or not enough to evaluate.
Language use/Grammar	22-25	Excellent to very good. Effective complex construction, few errors of agreement, tense, number, word order/ function, articles, and prepositions. Good to average effective but simple
	18-21	construction, minor problems in complex construction, server errors of agreement, tense, number, word order/function, articles, pronouns, preposition, but meaning seldom obscured. Fair to good Major problem in



		simple.
	11-17	complex construction, frequent, errors of negation, agreement, tense, or, number, word order/function, articles, pronouns, prepositi, run on, deletion meaning confused on or fragment run on, deletion meaning confused or obscured. Very poor virtually no master of
	5-10	sentence constructions or rules dominated by errors, does not communicate, or not enough to evaluate.
Mechanics	5	Excellent to very good demonstrate mastery of conventions, few errors of spelling, punctuation, and capitalization, writing sentences.
	4	Good to average occasional errors of spelling, punctuation, and capitalization, writing sentences but meaning but not obscured.
	3	Fair to good frequent errors of spelling, punctuation, capitalization, paragraphing, poor handwriting, meaning confused or obscured, illegible or not enough to evaluate.
	2	Very poor no mastery of conventions, dominated by errors of spelling, punctuation, capitalization, paragraphing, handwriting illegible, or not enough to evaluate.

(Adopted from Brown, 2007)

**Table 3.2: Writing Classification Rubric**

<b>Scale</b>	<b>Classification</b>
80-100	Excellent
69-79	Good
58-68	Fair
46-56	Poor
35-45	Very Poor

- To find the effect of the independent variable toward the dependent variable use data analysis Simple Linear Regression. Simple Linear Regression is based on functional or causal relationship one independent variable with a single dependent variable by SPSS 2024.

## CHAPTER IV

### FINDINGS AND DISCUSSIONS

#### ***A. Findings***

The findings of the research were based on the results of the data analysis. The data analysis was used to collect data. The test consisted of pre-test and post-test.

- **Scoring and Classifying the Students' Pre-test and Post-test Scores in Eksperimental Class by the Writing Rubric Score.**

**Table 4. 1: The Rate Percentage of Experimental Class in Pre-Test**

No.	Classification	Score	Frequency	Percentage
1.	Excellent	80-100	0	0%
2.	Good	69-79	0	0%
3.	Fair	58-68	1	5%
4.	Poor	46-56	13	65%
5.	Very Poor	35-45	6	30%
Total			20	100%

Table 4.1 shows that, the rate percentage and frequency of the student's experimental class in the pre-test, the students got neither excellent and nor good score, and 1 (5%) student got fair score, 13 (65%) students got poor score and 6 (30%) students got very poor score. It meant that, the students' scores before given treatment were low.

**Table 4. 2: The Rate Percentage of Experimental Class in Post-Test**

No.	Classification	Score	Frequency	Percentage
1.	Excellent	80-100	1	5%
2.	Good	69-79	9	45%
3.	Fair	58-68	7	35%
4.	Poor	46-56	3	15%
5.	Very Poor	35-45	0	0%
Total			20	100%

Table 4.2 shows that, the post-test there was 1 (5%) student got excellent score, there were 9 (45%) students got good, 7 (35%) students got fair score, 3 (15%) students got poor score, and there was not student got very poor score. It meant that, the using of EGRA method was effective to improve students' writing skill.

Based on the result above, it can be concluded that, the rate percentage in post-test was higher than the rate percentage in pre-test.

**Table 4. 3: The Rate Percentage of Control Class in Pre-Test**

No.	Classification	Score	Frequency	Percentage
1.	Excellent	80-100	0	0%
2.	Good	69-79	0	0%
3.	Fair	58-68	4	20%
4.	Poor	46-56	10	50%
5.	Very Poor	35-45	6	30%
Total			20	100%

Table 4.3 shows that, in the pre-test there is no one of the students (0) % got in excellent and good score. There were 4 (20%) students got fair score, 10 (50%) students got poor score, and 6 (30%) students got very poor score. It meant that, the students' score before giving treatment was very low.

**Table 4. 4: The Rate Percentage of Control Class in Post-Test**

No.	Classification	Score	Frequency	Percentage
1.	Excellent	80-100	0	0%
2.	Good	69-79	0	0%
3.	Fair	58-68	8	40%
4.	Poor	46-56	8	40%
5.	Very Poor	35-45	4	20%
Total			20	100%

Table 4.4 shows that, the post-test there none of the students (0) % got in excellent and good score. There were 8 (40%) students in fair and poor got same score and, 4 (5%) student got very poor score. It meant that, the students score in post-test also was high a little than pre-test in control class.

From the table above, it can be concluded that the results of the students' written test showed the most percentage were in the good category in the experimental class.

**Table 4. 5: The Normality Test of the Variables**

<b>One-Sample Kolmogorov-Smirnov Test</b>		
		Unstandardized Residual
N		40
Normal Parameters <sup>a,b</sup>	Mean	.0000000
	Std. Deviation	12.66487467
Most Extreme Differences	Absolute	.094
	Positive	.076
	Negative	-.094
Test Statistic		.094
Asymp. Sig. (2-tailed)		.200 <sup>c,d</sup>

The test result of the normality and the homogeneity of both variables using the value of the residue indicates that the significant value is greater than 0.05. It can be concluded that data from variables with a normal distribution with a significant value of  $0.200 > 0.05$  and data from variables with a homogeneity distribution with a significant value of  $0.814 > 0.05$ .

To know whether there is any effect of using EGRA method on students' writing skills, both variables were analyzed by using independent sample t-test.

**Table 4. 6: The Independent Sample T-Test of EGRA Method in 7Students' Writing Skills**

Coefficient		
		Narrative Text
EGRA Method	Pearson Correlation	.650**
	Sig. (2-tailed)	.002
	N	20

From the table, the researcher found that the coefficient significant of EGRA method in students' narrative skills was  $0.002 < 0.5$ . which means there is any significant effect of using EGRA method. The interval for T-Test is 0.00-0.49.

**Table 4. 7: The Value of Coefficient Determination/Regression (SPSS)**

Model Summary				
Model	R	R Square	Adjusted R Square	Std. Error of the Estimate
1	.650 <sup>a</sup>	.422	.390	5.704
a. Predictors: (Constant), EGRA method				

Further, simple regression was done to analyze how far the contribution of using EGRA method in students' writing skills. The variable entered is the independent variable which gives influence to the dependent variable. Then the result showed the coefficient determination was 0.650. Therefore, ( $H_0$ ) is rejected and the research hypothesis ( $H_1$ ) is accepted.



From the analysis above, the adjusted R Square shows 0.422, it is interpreted that using EGRA method influenced 42.2% toward writing skill. The result of this research showed that there was an effect of using EGRA method in students' writing skill with a coefficient correlation of 0.650.

### ***B. Discussions***

The majority of foreign language learners today place a high value on mastering English writing skills. Writing is essential in language learning. When talking about writing, it does not mean state the words. Students who learn writing skills in the target language are more able to do well in class because they can communicate, such as expressing their thoughts well, explaining materials learned, and transmitting meanings. That would also contribute to individuals having higher qualifications in the future, helping them seek a decent job. As a result, learners often judge their language learning success as well as the efficacy of their English course depending on how much they think their written language proficiency has increased. Successful language learners are those who can communicate effectively in the target language, in the form written.

Based on the finding above, it can be concluded that the influence of using EGRA method in students' writing skills was significant. The result of this research can be concluded that the effect of using EGRA method in writing skill is significant at the level 0.1, the coefficient correlation was higher than the critical value of r-table  $0.650 > 0.444$ . It meant that the null hypothesis ( $H_0$ ) is rejected and the research hypothesis ( $H_1$ ) is accepted.

The significance effect of EGRA method in writing skill based on writer's experience and result, there are some aspects that students can overcome

difficulties in writing. First, it is in expressing ideas in written form. There are many students who cannot develop their ideas to write recount text.

They knew where to put the generic structure: orientation, events, and re-orientation. Recount is to tell a series of event happening one after another. Recount generally begins with a 'setting' or 'orientation' to assist the reader's understanding of the recount. Important events are then elaborated and usually arranged in chronological order from first to last. The events are presented in an interesting way and may include personal comment. Finally, re-orientation' which usually gives a reason to conclude recount, but this is optional.

Rizkia and Surachni (2014:120) states the privileges and syntax of the EGRA method (Exposure, Generalization, Reinforcement, Application) where students bring out knowledge that they already have, generalize their knowledge, reinforcement and applying it in real life. Widiati and Cahyono in Tonga (2016:6) also argued that one of the most important example of a technique in teaching grammar which consists of a series of instructions, starting from giving examples of the Exposure part, illustrating Generalization, setting Reinforcement, and assigning tasks to students in Application.

The advantageous of using EGRA method in writing recount text is that the students did not need to spend hours doing research or gathering information if they have experienced the events. Moreover, writing recount text is also enjoyable because the students can explore their ideas freely if they know the way how to shape it into a text. In fact, the students did not reach the indicator above yet. However, the teacher has taught and applied their technique as well as possible. The teacher used drafting technique that is the teacher gives the students a text

to write and then set the standardized of task based on the information given and then the students did the exercise.

There were several points of disadvantages that make using EGRA method was ineffective. They were: the student was not able to memorize new Writing and train their critical thinking skills. The researcher decreased students' motivation and confidence by giving them opportunity to demonstrate their mind in front of class. Using EGRA method made the students' comprehension boring because the students only learned the abstract material through explanation, they were morphology and grammar.

Using EGRA method can fit into many areas of the curriculum. They assist students with learning to write by practice and media. In language education, using EGRA method is also a great way for students to start building a conversation environment around topics brought into the classroom and continuing to the writing stage (Reinders, 2011). Since stories can be produced using today's technologies, teachers and students can collaborate to develop their content, media, and technology skills in Information and Communications Technology Literacy (Robin, 2016). EGRA method is more like an umbrella. It's the belief that any medium that can help people share stories can be used. It is the concept where any media that can facilitate telling stories. It is also claimed that using EGRA method contributes to students' twenty-first-century skills (Gimeno, 2015).

The coefficient determination (adjust R square) of using EGRA method in students' writing skill is 30.9%. This proved that using EGRA method had a major

contribution to the achievement of students' writing skill. It can also be seen from the correlation value (R) of the two variables is high (0.650).

Most of people believe that writing is a talent, but according to Sokolik (2003) "writing is a teachable and learnable skill" for both native and non-native speakers. In foreign language teaching, basically, learners are exposed to varied course books and literary texts (generally simplified graded readers or authentic literary texts) as well as other text resources which can help them build up prior knowledge and present model texts for their writing. Writing skill also to build up the knowledge or the information when they writing.

Using EGRA method is shared online massively. Instead, it is about collaboration and contribution. Content with using EGRA method allows students to "evaluate the reality that surrounds them and produce their interpretation of it (Smeda, Dakich, and S harda, 2014). Therefore, the benefit of using EGRA method is fundamental, as students reach the objectives proposed and develop competencies that are needed for the student's comprehensive development.

Many studies have addressed the creation of using EGRA method through different software programs. First, Khodabandeh (2018) investigated the English Development of Students of English Education Study Program of FKIP-UKI Jakarta. Her study indicated that students' perceptions play a significant role in every language teaching and learning process. Her research also revealed that students' views need to be considered and evaluated to succeed in classes. In this case, using EGRA method by students of the English Study Program for developing English speaking needs to be documented in the form of perception. Second, Hava (2019) researched the impact of using EGRA method on student engagement and

satisfaction in EFL classes. It also aims about what students think of using interactive EGRA method in the classroom.

As a result, students' self-confidence showed significant improvements in writing activities. The paired-samples t-test showed minor impact sizes for self-confidence and personal use, although the improvements in attitude were not significant. Based on the statements, this study spread insight into using EGRA method benefits in the teaching and learning process from the students' perspectives in students' writing skills.

The researcher can conclude from above findings and theory that using EGRA method is a media that is suitable to be applied in class or outside the classroom in teaching writing text. The results of this study indicated that this using EGRA method had an effect in increase students' writing skill. It was proved by the result of the data analysis after being with simple linear regression.

To sum up, based on the result of this study, which showed the students' scores were higher after the treatment in experimental class using EGRA method. The using EGRA method for teaching English was surely beneficial to increase students' writing skills especially in recount text writing. In summary, the researcher asserted that using EGRA method was important to affect students' writing skills.

## **CHAPTER V**

### **CONCLUSIONS AND SUGGESTIONS**

#### ***A. Conclusions***

Based on the findings in the previous chapter, the researcher has a conclusion that there is a significant effect of using EGRA method on students' writing skills where the contribution of using EGRA method was 42.2% and the coefficient correlation was high (0.650). Due to this fact, H<sub>0</sub> was rejected and H<sub>1</sub> was accepted. It means that there was an effect of using EGRA method in enhancing students' writing skills. Using EGRA method affected to motivate students in doing general activities in writing skills.

#### ***B. Suggestions***

Considering the conclusion above, the researcher puts forward some suggestions as follows:

##### **1. For the Teacher**

Teachers or lecturers should consider incorporating storytelling videos as a learning method to engage students and enhance their interest in learning English. The use of multimedia, particularly videos, can help students better understand language structures, develop their listening and writing skills, and foster creativity. Additionally, teachers should provide interactive activities based on the videos, such as discussions, writing exercises, and group projects, to maximize students' engagement and comprehension.

##### **2. For the Next Researcher**

Future researchers should explore innovative approaches to teaching writing skills and experiment with different multimedia tools to determine their



effectiveness in language learning. It would be beneficial to conduct further studies on how various types of digital storytelling, such as animated stories, interactive narratives, or student-created digital content, impact students' writing proficiency. Researchers should also consider examining the long-term effects of storytelling methods on students' motivation and ability to construct coherent narratives.

### 3. For the Students

Students should actively engage with storytelling videos to enhance their narrative writing skills. They should not only watch and analyze the videos but also practice summarizing, rewriting, and creating their own stories based on the themes and structures presented. By applying the concepts learned from storytelling videos in their writing, students can improve their ability to organize ideas, develop compelling narratives, and express their thoughts more effectively. Additionally, they should seek feedback from teachers and peers to refine their writing and further develop their skills.



## BIBLIOGRAPHY

- Adrian, D., & Doff, A. (1998). *A training course for teachers*. Cambridge University Press.
- Alexander, L. G. (1980). *Practice and progress*. Longman Group.
- Arikunto, S. (2013). *Prosedur penelitian: Suatu pendekatan praktik* (15th ed.). Rineka Cipta.
- Beck, T. (1986). Two activities that encourage real revision. In *Practical ideas for teaching writing as a process*. California State Department of Education.
- Brown, H. D. (1994). *Teaching by principles: An active approach to language pedagogy*. Prentice-Hall.
- Brown, H. D. (2000). *Teaching by principles: An interactive approach to language pedagogy* (2nd ed.). Pearson Education.
- Brown, H. D. (1994). *Teaching by principles: An interactive approach to language pedagogy* (3rd ed.). Pearson Education.
- Budiharso, T. (2004). *Prinsip dan strategi pengajaran bahasa*. Lutfansah Mediatama.
- Creswell, J. W. (2012). *Research design: Qualitative, quantitative, and mixed methods approaches* (A. Fawaid, Trans.; 3rd ed.). Pustaka Pelajar.
- D'Aoust, C. (1986). Teaching writing as a process. In *Practical ideas for teaching writing as a process*. California State Department of Education.
- Fabb, N. (2013). *Linguistics and literature: Language in the verbal arts of the world*. Blackwell Publishers.
- Farmer, M., et al. (2013). *Composition and grammar: Steps in the writing process*. Laidlaw Brothers.
- Gay, L. R. (1981). *Educational research, competency for analysis and application* (2nd ed.). Merrill Publishing Company.
- Grasha. (1978). *Practical application of psychology*. Cambridge Winthrop Publisher.
- Halliday, M. A. K., & Hasan, R. (1985). *Language, context, and text: Aspects of language in a social-semiotic perspective*. Deakin University Press.
- <sup>1</sup> Hammond, et al. (1992). *English for social purpose: A handbook for teachers of adult literacy*. NCELTR.
- Harmer, J. (1991). *The practice of English language teaching*.

- Longman Group. Hoirston, A. C. (1986). Teaching English form. *Teaching English Form*, 29, 10-11.
- Kenneth, C. (1976). *Developing second language skills*. Houghton Mifflin. Krashen, S. D. (1987). *Principles and practice in second language acquisition*.
- Prentice-Hall UK. Meyers, A. (1992). *Writing with confidence*.
- Harper Collins. Nunan, D. (2003). *Practical English language teaching*.
- McGraw-Hill. Philips, A. D. (2014). *Measurement and evaluation in physical education*. J
- ohn Wiley & Sons. Pincas. (1987). *Teaching English writing: Essential language teaching series*. Macmillan.
- Ramirez, G. A. (1995). *Creating context for second language teaching*. Cambridge University Press.
- Richard, J. (1968). *Approaches and methods in language teaching*. Cambridge University Press.
- Riddel, D. (2003). *Teaching English as a second language*. Hodder Headline.
- Ridwan. (2004). *Error analysis of the English sentences constructed by the second year students as SLTP Negeri 2 Sinjai Timur Kabupaten Sinjai* [Master's thesis, Universitas Negeri Makassar].
- Rivers, W. M. (1968). *Teaching foreign language skills*. University of Chicago Press.
- Selwyn, N. (2011). *Education and technology: Key issues and debates*. Replika Press.
- Seow, A. (2002). The writing process and process writing. In J. C. Richards & W. A. Renandya (Eds.), *Methodology in language teaching: An anthology of current practice*.<sup>2</sup> Cambridge University Press.<sup>3</sup>
- Siswanto, J., et al. (2005). *Let's talk VII*.
- Pakar Raya. Sugiyono. (2012). *Memahami penelitian kuantitatif*. Alfabeta.
- Thomas, C. L. (1984). *Tactics and media: A systematic approach*. Longman Group.
- Vernon, G. S. (1980). *Teaching and media: A systematic approach*. Longman Group

**APPENDIX**  
**WRITING TEST**

**Name** :

**Class** :

**Reg Number** :

**Instructions** :

1. Remember the best moment in your life
2. After that, write down it with the heart.
3. Check your answer and give your best!



**Score:**

**Scoring the Students' Writing Test (Experimental Class)**

No	Respondents	Score	
1	AAR	45	74
2	AMI	50	65
3	AR	50	60
4	DSN	60	80
5	MN	40	55
6	RA	55	65
7	RI	55	60
8	PA	50	60
9	SW	45	70
10	SJ	55	60
11	SL	50	60
12	SF	55	55
13	SP	55	60
14	SI	50	85
15	SY	45	60
16	SH	55	60
17	ND	55	90
18	ST	45	50
19	RZ	50	70
20	YP	45	70

**Scoring the Students' Writing Test (Control Class)**

No	Respondents	Score	
1	AR	45	50
2	AAAS	55	60
3	ASM	55	50
4	AAB	50	60
5	CAF	45	50
6	DM	30	55
7	FBI	60	50
8	FTR	65	65
9	HZK	50	70
10	HL	55	60
11	ISL	55	60
12	JN	60	50
13	MST	40	50
14	MRA	45	50
15	PWY	50	60
16	SL	50	35
17	UK	55	80
18	WALP	45	70
19	YS	55	65
20	ZI	60	60

### RENCANA PELAKSANAAN PEMBELAJARAN

Sekolah : MTs IMMIM  
 Mata pelajaran : Bahasa Inggris  
 Kelas/semester : VIII B (*Experimental Class*)  
 Skill : Writing  
 Alokasi waktu : 1x30 menit

#### A. Tujuan Pembelajaran

1. Setelah mengikuti pembelajaran ini, peserta didik diharapkan mampu mengetahui pengetahuan umum dalam bahasa Inggris

#### B. Materi Pembelajaran

Writing (*Malin Kundang*)

#### C. Model Pembelajaran

Digital storytelling

#### D. Langkah-langkah Pembelajaran

No	3. Langkah Pembelajaran	4. Kegiatan Pembelajaran	Alokasi Waktu
1	Kegiatan Awal	<ul style="list-style-type: none"> <li>- Peneliti membuka dengan salam dan memberi brain storming.</li> <li>- Peneliti mengecek absensi kehadiran siswa.</li> <li>- Peneliti mengecek kesiapan siswa.</li> </ul>	7 menit

2	Kegiatan Inti	<ul style="list-style-type: none"> <li>- Peneliti menjelaskan sedikit tentang tujuan pembelajaran.</li> <li>- Peneliti memberikan instruksi membuka materi yang telah di bagi oleh peneliti.</li> <li>- Peneliti menjelaskan tentang Writing.</li> <li>- Peneliti memberikan sebuah contoh tentang Writing.</li> <li>- Peneliti menjelaskan tentang digital storytelling.</li> <li>- Peneliti memberikan sebuah contoh tentang digital storytelling kepada siswa.</li> <li>- Siswa bersama sama mengulangi apa yang telah diberikan oleh peneliti.</li> <li>- Peneliti meminta siswa untuk mengklasifikasikan kata dengan 1 topik yang sama.</li> <li>- Peneliti dan siswa sama sama membahas hasil jawaban siswa.</li> </ul>	18 menit
---	---------------	---	----------



.3	Kegiatan Akhir	<ul style="list-style-type: none"> <li>- Peneliti mengulas secara singkat apa yang siswa telah pelajari pada hari tersebut.</li> <li>- Peneliti memberikan dan mengingatkan siswa untuk membaca ekstra material yang berkaitan dengan yang mereka bahas di kelas.</li> <li>- Peneliti menutup dengan hamdalah.</li> </ul>	5 menit
----	----------------	---	---------

Makassar, 2 Juli 2024

## RENCANA PELAKSANAAN PEMBELAJARAN

### (II)

Sekolah : MTs IMMIM  
 Mata pelajaran : Bahasa Inggris  
 Kelas/semester : VIII B (*Experimental Class*)  
 Skill : Writing  
 Alokasi waktu : 1x30 Menit

#### A. Tujuan Pembelajaran

11. Setelah mengikuti pembelajaran ini, peserta didik diharapkan mampu mengetahui pengetahuan umum dalam bahasa Inggris.

#### B. Materi Pembelajaran

Writing (*Princess Mandalika*).

#### C. Model Pembelajaran

Digital storytelling.

#### D. Langkah-langkah Pembelajaran

No	Langkah Pembelajaran	Kegiatan Pembelajaran	Alokasi Waktu
1	Kegiatan Awal	<ul style="list-style-type: none"> <li>- Peneliti membuka dengan salam dan memberi brain storming.</li> <li>- Peneliti mengecek absen kehadiran siswa.</li> <li>- Peneliti mengecek kesiapan siswa.</li> </ul>	5 menit

2	Kegiatan Inti	<ul style="list-style-type: none"><li>- Peneliti meminta salah satu siswa untuk menerangkan apa yang sudah mereka pelajari di pertemuan lalu.</li><li>- Peneliti meminta siswa untuk menyiapkan alat tulis menulis.</li><li>-Peneliti memutar video storytelling.</li><li>- Peneliti meminta siswa untuk mengklasifikasikan kata berdasarkan video yang diberikan.</li><li>- Peneliti mengecek hasil jawaban siswa.</li><li>- Peneliti dan siswa sama membahas hasil jawaban siswa.</li><li>- Peneliti menjelaskan kembali apa yang belum dipahami oleh siswa.</li></ul>	20 menit
---	---------------	--	----------

3	Kegiatan Akhir	<ul style="list-style-type: none"><li>- Peneliti mengulas sedikit apa yang telah dipelajari oleh siswa hari itu.</li><li>- Peneliti memberikan siswa dan mengingatkan siswa untuk membaca ekstra material yang berkaitan dengan yang telah mereka bahas.</li><li>- Peneliti menutup dengan hamdalah.</li></ul>	5 menit
---	----------------	--	---------

Makassar, 9 Juli 2024

## RENCANA PELAKSANAAN PEMBELAJARAN

### (III)

Sekolah : MTs IMMIM  
 Mata Pelajaran : Bahasa Inggris  
 Kelas/Semester : VIII B (*Experimental Class*)  
 Skill : Writing  
 Alokasi Waktu : 1x30 menit

#### A. Tujuan Pembelajaran

Setelah mengikuti pembelajaran ini, peserta didik diharapkan mampu mengetahui pengetahuan umum dalam bahasa Inggris.

#### B. Materi Pembelajaran

Writing (*Jaka Tarub*).

#### C. Model Pembelajaran

Digital storytelling.


#### D. Langkah-langkah Pembelajaran

No	Langkah Pembelajaran	Kegiatan Pembelajaran	Alokasi Waktu
1	Kegiatan Awal	-Peneliti membuka dengan salam dan memberi brain storming - Peneliti mengecek absensi siswa. - Peneliti mengecek kesiapan siswa	5 menit

2	Kegiatan Inti	<ul style="list-style-type: none"> <li>- Peneliti meminta salah satu siswa untuk menerangkan apa yang sudah mereka pelajari di pertemuan lalu.</li> <li>- Peneliti meminta siswa untuk menyiapkan alat tulis menulis.</li> <li>- Peneliti memutar video storytelling.</li> <li>- Peneliti meminta siswa untuk menulis kosakata berdasarkan video yang diberikan.</li> <li>- Peneliti mengecek hasil tulisan siswa.</li> <li>- Peneliti dan siswa sama membahas hasil jawaban siswa.</li> <li>- Peneliti menjelaskan kembali apa yang belum dipahami oleh siswa.</li> </ul>	20 menit
3	Kegiatan Akhir	<ul style="list-style-type: none"> <li>- Peneliti memberikan siswa dan mengingatkan</li> </ul>	5 menit

		<p>siswa untuk membaca ekstra material yang berkaitan dengan yang telah mereka bahas.</p> <p>- Peneliti menutup dengan hamdalah.</p>	
--	--	--	--

Makassar, 16 Juli 2024





## RENCANA PELAKSANAAN PEMBELAJARAN

### (IV)

Sekolah : MTs IMMIM  
 Mata Pelajaran : Bahasa Inggris  
 Kelas/Semester : VIII B (*Experimental Class*)  
 Skill : Writing  
 Alokasi Waktu : 1x30 menit

#### A. Tujuan Pembelajaran

12. Setelah mengikuti pembelajaran ini, peserta didik diharapkan mampu mengetahui pengetahuan umum dalam bahasa Inggris.

#### B. Materi Pembelajaran

Writing (*Malin Kundang*).

#### C. Model Pembelajaran

13. Digital storytelling.

#### D. Langkah-langkah Pembelajaran

No	Langkah Pembelajaran	Kegiatan Pembelajaran	Alokasi Waktu
1	Kegiatan Awal	- Peneliti membuka dengan salam dan memberi brain storming - Peneliti mengecek absensi siswa. - Peneliti mengecek kesiapan siswa	5 menit

2	Kegiatan Inti	<ul style="list-style-type: none"><li>- Peneliti meminta salah satu siswa untuk menerangkan apa yang sudah mereka pelajari di pertemuan lalu.</li><li>- Peneliti meminta siswa untuk menyiapkan alat tulis menulis.</li><li>- Peneliti memutar video storytelling.</li><li>- Peneliti meminta siswa untuk menulis kosakata berdasarkan video yang diberikan.</li><li>- Peneliti mengecek hasil tulisan siswa.</li><li>- Peneliti dan siswa sama membahas hasil jawaban siswa.</li><li>- Peneliti menjelaskan kembali apa yang belum dipahami oleh siswa.</li></ul>	20 menit
---	---------------	--	----------

3	Kegiatan Akhir	<ul style="list-style-type: none"><li>- Peneliti mengulas sedikit apa yang telah dipelajari oleh siswa hari itu.</li><li>- Peneliti memberikan siswa dan mengingatkan siswa untuk membaca ekstra material yang berkaitan dengan yang telah mereka bahas.</li><li>- Peneliti menutup dengan hamdalah.</li></ul>	5 menit
---	----------------	--	---------

Makassar, 23 Juli 2024

## CURRICULUM VITAE



Furqan Hadiansyah was born in Bongki Village, Nort Sinjai district, Sinjai Regency, on 01 January 2001, as the second child of three siblings. He is the son of Mr. Juhadi, and Mrs. Sitti Aisyah S.Pd,. Currently, he lives in Bulu Lasiai, Sinjai Regency. His hobbies is playing football and playing games. He completed his formal education in his hometown over a period of 12 years. He attended SDN 124 Lura for elementary school from 2006 to 2012. In the same year, he continued his education at MTs Darul Abrar and graduated in 2015. Then, in 2015, he pursued his high school education at MAN 4 Bone and graduated in 2018. In the same year, he continued his studies at the higher education level and was admitted to UIN Alauddin Makassar, majoring in English Education Department.

UNIVERSITAS ISLAM NEGERI  
**ALAUDDIN**  
M A K A S S A R