

**DEVELOPING ENGLISH TEACHING HANDBOOK BASED ON
ASSERTIVE DISCIPLINE CLASSROOM MANAGEMENT FOR THE
SEVENTH-GRADE STUDENTS OF "WHAT DO YOU LIKE?" UNIT**



A Thesis

Submitted in Partial Fulfillment of the Requirements for the Degree of
Sarjana Pendidikan in English Education Department of Tarbiyah and
Teacher Training Faculty of UIN Alauddin Makassar

By

NAUFAL FATHONA

Reg. Number: 20400121039

**ENGLISH EDUCATION DEPARTMENT
TARBIYAH AND TEACHER TRAINING
FACULTY**

**UNIVERSITAS ISLAM NEGERI ALAUDDIN MAKASSAR
2025**

PERNYATAAN KEASLIAN SKRIPSI

Mahasiswa yang bertanda tangan di bawah ini:

Nama : Naufal Fathona
NIM : 20400121039
Tempat/Tgl Lahir : Makassar, 11 Juli 2003
Jur/Prodi/Konsentrasi : Pendidikan Bahasa Inggris
Fakultas/Program : Tarbiyah dan Keguruan
Alamat : Perumahan Murina Regency Makassar
Sulawesi Selatan
Judul Skripsi : *Developing English Teaching Handbook Based on Assertive Discipline Classroom Management for Seventh-Grade Students of "What Do You like?" Unit*

Menyatakan dengan sesungguhnya dan penuh kesadaran bahwa skripsi ini adalah hasil karya sendiri. Jika kemudian hari terbukti bahwa ini merupakan duplikat, tiruan, plagiat, atau dibuat orang lain, sebagai atau seluruhnya, maka skripsi dan gelar yang diperoleh karenanya batal demi hukum.

Samata-Gowa, 26 Juni 2024 Researcher



Naufal Fathona

Reg. Number: 20400121039

PENGESAHAN SKRIPSI

Skripsi berjudul **"Developing English Teaching Handbook Based on Assertive Discipline Classroom Management for The Seventh-Grade Students of 'What Do You Like?' Unit"**, yang disusun oleh Saudara Naufal Fathona, NIM: 20400121039, mahasiswa Program Studi Pendidikan Bahasa Inggris Fakultas Tarbiyah dan Keguruan UIN Alauddin Makassar, telah diuji dan dipertahankan dalam sidang Ujian Skripsi (Munaqasyah) yang diselenggarakan pada hari Jumat, tanggal 28 Februari 2025. bertepatan dengan tanggal 29 Sya'ban 1446 H, dinyatakan telah dapat diterima sebagai salah satu syarat untuk memperoleh gelar Sarjana Pendidikan pada Jurusan Pendidikan Bahasa Inggris dengan beberapa perbaikan.

Gowa, 18 Maret 2025

DEWAN PENGUJI:
Nomor SK 201 Tahun 2025

Ketua Sidang : Dr. Sitti Nurpahmi, S.Pd., M.Pd.

Sekretaris Sidang : Nur Aliyah Nur, M.Pd.

Penguji I : Indah Fadhilah Rahman, S.Pd.I., M.Hum.

Penguji II : Multazam Abubakar, S.S., M.Hum

Pembimbing I : Dr. H. Abdul Muis Said, M.Ed. TESOL.

Pembimbing II : Muhammad Syahrudin Nawir, S.Pd., M.Hum (.....)

Disahkan Oleh:

Dekan FTK UIN Alauddin Makassar,



Dr. Achruh, M.Pd.I

NIP 196609081994031002

ACKNOWLEDGMENTS

Bissmillahirrahmanirrahim

In the name of Allah *Subhanahu Wa Ta'ala*, the Most Gracious, the Most Merciful. All praise issue to Allah *Subhanahu Wa Ta'ala*, Lord of the worlds, for granting the researcher the strength and knowledge to complete this thesis. The researcher humbly expresses gratitude to the Almighty for His endless blessings and guidance throughout this academic journey. May peace and blessings be upon our beloved Prophet Muhammad (peace be upon him), his family, and companions. The researcher extends heartfelt thanks to the supervisors, teachers, and fellow R&D team who offered invaluable support and insights. Special appreciation goes to the researcher family for their unwavering encouragement and prayers. May Allah *Subhanahu Wa Ta'ala* reward all those who contributed to this work and make it beneficial for the ummah. Ameen.

Throughout the process of composing this thesis, the researcher benefited greatly from the support, direction, and inspiration provided by numerous individuals. These people played a crucial role in motivating the researcher and contributing to the successful completion of this work. As such, The researcher wishes to express profound appreciation and heartfelt gratitude to the following:

1. The researcher expresses heartfelt gratitude to both his parents: his mother, **ANDI HAMSINA**, and his father, **DJABIR**, for their unwavering support throughout his academic journey. His mother's constant prayers and affection, despite her visible exhaustion from daily routines, have helped ease his anxieties. Meanwhile, his father's tireless work and financial support have allowed The researcher to pursue his studies without

monetary concerns. Their selfless dedication and sacrifices exemplify the finest qualities of Islamic parenting. The researcher prays that Allah Subhanahu Wa Ta'ala SWT will abundantly bless both his parents in this world and the hereafter, rewarding them for their devotion and continuous support.


2. **Prof. Dr. Hamdan Juhannis, M.A., Ph.D.**, The rector of Universitas Islam Negeri Makassar, and his associates.
3. **Dr. H. Andi Achruh, M.Pd.I.**, The Dean of the Tarbiyah and Teacher Training Faculty at Alauddin State Islamic University of Makassar, and his associates.
4. **Dr. Sitti Nurpahmi, S.Pd., M.Pd.**, and **Nur Aliyah Nur, M.Pd.**, The Head and Secretary respectively of the English Education Department in the Faculty of Tarbiyah and Teacher Training at UIN Alauddin Makassar.
5. The researcher expresses deep gratitude to his advisors, **Dr. H. Abdul Muis Said, M.Ed. TESOL**, and **Muhammad Syahrudin Nawir, S.Pd., M.Hum**, for their exceptional guidance, insightful feedback, and dedicated support, which were crucial to the development of this work. He prays that Allah SWT rewards them, increases their knowledge and blessings, and makes their contributions a source of sadaqah jariyah.\
6. **Indah Fadhilah Rahman, S.Pd., M.Hum.**, as the first examiner and **Multazam Abubakar, S.S., M.Hum.**, as the second examiner who have provided invaluable feedback, corrections, and highly constructive evaluations during the thesis preparation. I am grateful for your time, attention, and guidance. Your suggestions and critiques have enabled me to enhance and refine the content and structure of this thesis, making it stronger and more meaningful.

7. The researcher sincerely thanks the Headmaster of SMP Laniang, **Manisati, M.Pd.**, for permitting this research and supporting the pursuit of knowledge. May Allah SWT reward her generosity, bless the school, and make this study beneficial for students and the educational community.

Samata-Gowa, 26 Juni 2024
Researcher

Naufal Fathona


Reg. Number: 20400121039



LIST OF CONTENTS

ACKNOWLEDGMENTS	i
LIST OF CONTENTS	iv
LIST OF TABLES.....	vi
LIST OF FIGURES.....	vii
LIST OF APPENDICES	viii
LIST OF ABBREVIATIONS	ix
ABSTRACT	x
CHAPTER I.....	1
INTRODUCTION.....	1
A. Research backgrounds	1
B. Research Focus and Description	7
C. Research Questions.....	10
D. Previous Study	11
E. Research Objective and Significance.....	13
F. Product Spesification.....	15
CHAPTER II.....	17
REVIEW OF LITERATURE.....	17
A. ELT Materials.....	17
B. Material Development	18
C. Assertive Discipline Classroom Management.....	20
D. “what Do You Like?”Unit	24
E. Learning Goals and Language Focus for Joyful English 1 Course Book.....	24
F. Research and Development: ADDIE Model	26
G. Conceptual Framework.....	30
CHAPTER III	32
RESEARCH METODOLOGY	32
A. Type and Location of Research.....	32
B. Research Approach	32
C. Research and Development Design.....	33
D. Data Sources	33
E. Procedures of Collecting Data	34
F. Research Instrument.....	35
G. Data Analysis Techniques.....	36
CHAPTER IV	39
FINDINGS AND DISCUSSIONS	39

A. The Result of Analysis Design	39
B. The Result of Product Design	64
C. The Result of Development.....	66
D. The Result of Validation Checklist	71
E. Research Limitation.....	78
CHAPTER V.....	79
CONCLUSION	79
A. Conclusion.....	79
B. Recommendation.....	80
C. Research Implication.....	81
BIBLIOGRAPHY	83
APPENDICES	88
Curriculum Vitae.....	183



LIST OF TABLES

Table 2. 1 Learning Goals and Language Focus for Joyful English 1 Course Book	24
Table 4. 1 Clarity of Rules and Expectations	50
Table 4. 2 The Implementation of Rules	52
Table 4. 3Positive and Negative Consequences.....	54
Table 4. 4Clear and Firm Communication.....	56
Table 4. 5Respectful and Supportive Relationships	59
Table 4. 6Conten Feasibility	72
Table 4. 7Presentation Feasibility	74
Table 4. 8 Language feasibility	75
Table 4. 9Graphic Feasibility	76
Table 4. 10Validators' Suggestions on The Developed Handbook	77

LIST OF FIGURES

Figure 2. 1 Mind Mapping Joyful English 1 for grade VII unit 3 “What Do You Like?”	26
Figure 2. 2 Conceptual framework	30
Figure 4. 1 Unit Cover	67
Figure 4. 2 Learning objectives and trigger questions	68
Figure 4. 3 Listening and Speaking.....	69
Figure 4. 4 Reading and Viewing.....	69
Figure 4. 5 Writing and Presenting.....	70
Figure 4. 6 Evaluation.....	71



LIST OF APPENDICES

APPENDIX 1 Questionnaire.....	94
APPENDIX 2 INTERVIEW GUIDELINE.....	96
APPENDIX 3 VALIDATION CHECKLIST	104
APPENDIX 4 Prior Handbook Condition	125
APPENDIX 5 FOLLOWING HANDBOOK CONDITION.....	169
APPENDIX 6 DOCUMENTATION	171



UNIVERSITAS ISLAM NEGERI
ALAUDDIN
 M A K A S S A R

LIST OF ABBREVIATIONS

The abbreviations that appear to be relevant:

1. TESOL : Teaching English to Speakers of Other Languages
2. PGRI : Persatuan Guru Republik Indonesia (Indonesian Teachers Association)
3. KPAI : Komisi Perlindungan Anak Indonesia (Indonesian Child Protection Commission)
4. MTs : Madrasah Tsanawiyah (Islamic Junior High School)
5. MUI : Majelis Ulama Indonesia (Indonesian Ulama Council)
6. R&D : Research and Development
7. ADDIE : Analysis, Design, Development, Implementation, and Evaluation



ABSTRACT

Name : Naufal Fathona
Reg. Number : 20400121039
Title : **Developing English Teaching Handbook Based on Assertive Discipline Classroom Management for Seventh-Grade Students of Smp Laniang on The Unit 3 “What Do You Like?” in The Joyful English 1 Coursebook**
Consultant I : Dr. H. Abdul Muis Said, M.Ed. TESOL
Consultant II : Muhammad Syahrudin Nawir, S.Pd., M.Hum.

This study focuses on creating an English Teaching Handbook that incorporates Assertive Discipline Classroom Management principles for seventh-grade pupils at SMP Laniang. The research tackles disciplinary challenges in Indonesian junior high schools through a comprehensive approach that combines effective classroom management techniques with English language teaching, resulting in a tool designed to improve both behavioral conduct and English language skills.

The research methodology employs a mixed-method R&D framework utilizing the ADDIE model. Researchers gathered qualitative insights through interviews and document analysis, while quantitative data was obtained via questionnaires and expert evaluation metrics. The research phases encompassed needs assessment, handbook creation incorporating Assertive Discipline concepts, implementation, and comprehensive evaluation using both qualitative and quantitative approaches.

The results demonstrate marked success in blending classroom management approaches with English teaching materials. The handbook effectively combines several key elements: explicit rules, structured consequences, positive reinforcement techniques, and methods for enhancing teacher-student interactions. Expert assessment revealed exceptional validity across all evaluated components, achieving impressive mean scores between 4.79 and 4.95 on a 5-point scale.

This educational resource equips SMP Laniang's English teachers with a comprehensive tool that simultaneously develops language proficiency and promotes positive behaviors such as discipline, responsibility, and mutual respect. The integration of Assertive Discipline principles into English teaching aims to establish an optimal learning atmosphere, boost student participation, and enhance both educational and behavioral results.

CHAPTER I

INTRODUCTION

A. *Research backgrounds*

In the classroom, teachers rely on a variety of resources, called teaching materials, to help students learn and meet educational goals. These materials come in many forms, from traditional textbooks and workbooks to multimedia tools, interactive objects, and even materials created by the teacher themselves. The best ones are designed to fit the curriculum, keep students interested, and cater to different learning styles (Raza & Brown, 2021; Asra et al., 2022). Well-crafted materials explain things clearly, provide relevant examples, offer opportunities to practice, and use different ways of presenting information to solidify understanding (Asra et al., 2022). Teaching materials shouldn't just deliver content; they should also encourage students to think critically, solve problems, and develop skills they can use in other areas (Perdani, 2021). With technology on the rise, digital resources like interactive videos, apps, and online modules are becoming increasingly popular tools for teachers (Rahayu & Bandjarjani, 2022).

Indonesian education goes beyond just teaching students facts and figures. The curriculum also emphasizes developing students' emotions (affective skills) and physical abilities (psychomotor skills) to create well-rounded individuals (Noor et al., 2020). One important skill the curriculum focuses on is discipline. This helps students develop self-control, responsibility, and a structured approach to learning and personal growth (Sotto Jr., 2021).

Discipline is like a superpower in the classroom! It helps shy students become well-adjusted individuals who can tackle life's challenges with focus and determination (Bali & Musrifah, 2020). Learning to be disciplined in school teaches valuable lessons that students can use forever. These include managing their time well, being on time, respecting rules and teachers, and prioritizing tasks (Bali & Musrifah, 2020). These skills go way beyond schoolwork and prepare students to succeed in whatever they choose to do later, whether it's college, a job, or personal goals (Bali & Musrifah, 2020). By emphasizing discipline in education, Indonesia shows its commitment to raising not just smart people, but also people with strong character and integrity (Tompkins & Villaruel, 2022).

There's a teaching method called Assertive Discipline, created by Lee and Marlene Canter, that can help teachers manage their classrooms and improve student discipline (Munawar & Nisfah, 2020). This approach focuses on setting clear expectations for students, following through with consistent consequences, and creating a positive learning environment. By using Assertive Discipline strategies, teachers can make their classrooms better places to learn while also helping students develop responsibility and self-control (Thilagaratnam & Yamat, 2021).

A key aspect of Assertive Discipline is setting clear and fair rules for the classroom (Sturge-Apple et al., 2022). These rules are communicated clearly to students, so everyone knows what's expected. This transparency helps students take responsibility for their actions. The teacher consistently enforces the rules with predetermined consequences, both positive and negative. This reinforces the importance of following the rules. This consistent approach helps students feel secure knowing what to

expect and what the results of their actions will be. As a result, students can better understand the impact of their choices and develop self-control (Sturge-Apple et al., 2022).

Assertive Discipline goes beyond just setting rules. It also encourages teachers to manage student behavior in a way that's both assertive and respectful (Rogiki et al., 2022). This means acknowledging and praising good behavior, while also addressing disruptive behavior in a firm but calm manner. By staying calm and composed, teachers become role models for the kind of behavior they expect from students. This approach helps create a disciplined and productive learning environment for everyone.

As mentioned in the Holy Qur'an surah Al-Ahzab (33) verse 39.

الَّذِينَ يُبَلِّغُونَ رُسُلَ اللَّهِ وَلَمْ يَخْشَوْا شَيْئًا مِنْ أَحَدٍ إِلَّا اللَّهَ ۚ هَٰؤُلَاءِ حَسْبُكُمْ

Meaning:

“[Allāh praises] those who convey the messages of Allāh and fear Him and do not fear anyone but Allāh. And sufficient is Allāh as Accountant.”(Qur'an 33:39)

In the context of this thesis on developing an English teaching handbook based on assertive discipline, Surah Al-Ahzab (33:39) holds significance as it emphasizes the importance of conveying and teaching knowledge with clarity and responsibility. This verse speaks about those who deliver Allah's messages, which can be interpreted in an educational context as the sacred duty of teachers to effectively communicate knowledge to their students. The principle aligns with assertive discipline classroom management, where teachers must clearly communicate expectations and maintain a structured learning

environment while being mindful of their role as knowledge transmitters. Just as the verse highlights the importance of fulfilling one's duty in conveying messages, teachers have a similar responsibility to create an effective learning atmosphere that facilitates proper English language acquisition for seventh-grade students, particularly when teaching topics like "What Do You Like?" which requires clear communication and structured interactions.

At its core, Assertive Discipline isn't just about punishment. It's a comprehensive strategy for developing responsible and self-motivated students (Yuliani et al., 2020). By focusing on clear expectations, consistent consequences, and a positive classroom environment, Assertive Discipline equips teachers with the tools to create a space that promotes student discipline, accountability, and academic success.

Even though the Indonesian education curriculum emphasizes discipline, many students across the country still misbehave in class (Aksoy, 2020). A 2022 study by the Ministry of Education and Culture found that 37% of teachers struggle to maintain discipline (Aziz et al., 2022). Common issues include students talking out of turn, disobeying instructions, and disrespecting teachers.

The problem of student indiscipline isn't limited to classrooms. A 2023 survey by the Indonesian Child Protection Commission (KPAI) found troubling results (Ambelia et al., 2023). Nearly a third (28%) of students admitted to vandalism, like damaging school property or littering. Even more concerning, 18% reported being involved in physical fights with classmates. These statistics show a clear need for better solutions. We need to address the root causes of student misbehavior and create a school culture that emphasizes respect and responsibility.

The problem is even worse than it seems. In 2023, the Indonesian Teachers Association (PGRI) reported that over a fifth (22%) of teachers had experienced verbal or physical abuse from students (Jagaba, 2020). This worrying lack of respect for authority figures disrupts learning and creates an unsafe environment for everyone. Effective discipline strategies, like Assertive Discipline, are crucial to address these issues and create a positive and productive learning environment where both teachers and students can thrive. The issue of student indiscipline isn't limited to regular schools in Indonesia. It's also a problem in religious schools, like Islamic junior high schools (MTs) (Ambelia et al., 2023). Even though these schools focus heavily on moral and ethical values, they still struggle with student misbehavior that disrupts learning and prevents students from achieving their educational goals.

The problem of student indiscipline in religious schools is real. A 2022 study by the Ministry of Religious Affairs found that over 30% (31%) of teachers in Islamic junior high schools (MTs) reported frequent student misbehavior (Bebang et al., 2021). This behavior included issues like being late or skipping class altogether, and disrespecting teachers and classmates. The study also found that nearly a fifth (19%) of MTs students admitted to vandalizing or damaging school property, highlighting a lack of respect for the learning environment.

The problem of student indiscipline isn't just limited to cities; it affects religious schools in rural areas as well. A 2023 survey by the Indonesian Ulama Council (MUI) found that nearly a third (27%) of teachers in Islamic junior high schools (MTs) located in rural areas reported facing difficulties maintaining order in their classrooms (Bin Tahir, 2015). These difficulties included issues like bullying, students skipping school (truancy), and even substance abuse.

These findings highlight the importance of developing effective strategies to address student misbehavior in all educational settings, regardless of location or religious affiliation.

This research is based on the idea that current English textbooks for Islamic junior high schools (MTs) lack essential discipline principles. For example, a close look at the popular "JOYFUL ENGLISH" book for grade 7 shows a big gap. While it effectively teaches English skills, it doesn't directly address classroom management or discipline strategies. To bridge this gap, the researchers decided to integrate Assertive Discipline techniques throughout the textbook's content, exercises, and activities. Their goal is to create a comprehensive resource that not only improves students' English but also equips them with important discipline and self-regulation skills (Nurlaelah & Subaedah, 2023).

This research tackles student misbehavior in Indonesian Islamic junior high schools (MTs) by creating new English language teaching materials. These materials will seamlessly weave in the principles of Assertive Discipline (Nurlaelah & Subaedah, 2023). By integrating this classroom management approach into the English curriculum, the researcher aims to create a well-rounded learning experience. Students will not only improve their English skills but also develop essential qualities like self-discipline, responsibility, and respect. The new materials will emphasize setting clear expectations, following through with consistent consequences, and fostering a positive learning environment in English lessons. This way, English teachers in MTs will have powerful tools to teach both language skills and valuable life lessons that promote discipline, accountability, and overall personal growth in their students (Tomlinson, Ed., 2023).

Given the evident gap between theoretical frameworks and practical application, there's a pressing need to integrate the principles of Assertive Discipline into English teaching and learning materials. The aim of this research is to seamlessly infuse the concepts of Assertive Discipline into the existing "JOYFUL ENGLISH" textbook utilized for grade 7 English language instruction at SMP Laniang. This widely embraced textbook, consisting of 7 thematic units, will serve as the basis for incorporating classroom management strategies conducive to discipline and an optimal learning environment. Across these 7 units, the intention is to embed clear expectations, consistent consequences, and techniques for fostering positive behavior within the language learning activities and exercises. For example, each unit's introduction may articulate classroom rules and expectations, while subsequent exercises and tasks could reinforce these principles through role-playing, scenarios, or reglective activities. Through the thoughtful integration of Assertive Discipline into the existing curriculum, the objective is to provide English teachers with a comprehensive resource that not only enhances language skills but also cultivates self-discipline, respect, and accountability among grade 7 students. However, it's important to note that this research will solely concentrate on UNIT 3 titled "What Do You Like?." Therefore, the proposed research will be titled "Development of an English Teaching Handbook based on Assertive Discipline Classroom Management for Seventh-Grade Students of SMP Laniang."

B. Research Focus and Description

1. Research Focus

This research uses a Research and Development (R&D) approach to design an English teaching handbook based on Assertive Discipline classroom

management strategies, specifically for seventh-grade students at SMP Laniang. To ensure a structured and effective development process, the study follows the ADDIE Model, a widely used instructional design framework in education. The ADDIE Model includes five stages: Analysis, Design, Development, Implementation, and Evaluation (Romasasa, 2023).

In the Analysis phase, a thorough needs assessment is carried out to identify the specific challenges and needs of seventh-grade students and teachers at SMP Laniang. Based on these insights, the Design phase focuses on creating a blueprint for the English teaching handbook, integrating Assertive Discipline strategies that address the identified needs. The Development phase then involves creating the handbook, with formative evaluations conducted to ensure its quality and effectiveness. Due to time limitations, this study is confined to the development phase. The implementation and evaluation stages, essential parts of the ADDIE model, are suggested for future researchers to explore. This approach allows for a detailed focus on the development phase while encouraging future studies to complete the remaining phases of implementation and evaluation.

2. Research Description

a. Assertive Discipline Classroom Management

The Assertive Discipline Classroom Management, developed by Lee and Marlene Canter in the 1970s, focuses on empowering teachers to create a structured environment through clear rules, defined consequences, and positive reinforcement techniques. This approach operates on the belief that students are more likely to thrive when they understand the expectations for their behavior and the resulting consequences. Central to Assertive Discipline are well-defined rules, consistent enforcement of consequences for

misbehavior, and regular positive reinforcement for appropriate behavior. Teachers are encouraged to maintain a firm, fair, and consistent approach, fostering a positive and supportive atmosphere. By encouraging responsibility and accountability, Assertive Discipline aims to reduce disruptions and enhance student engagement and academic success.

b. Integrating Assertive Discipline Classroom Management

The successful integration of Assertive Discipline Classroom Management requires a consistent approach across the educational setting. Teachers must collaborate to establish uniform classroom rules, consequences for violations, and positive reinforcement systems, promoting coherence and fairness. Ongoing training and support ensure educators understand and properly implement the core principles of assertive discipline. When fully embraced, this approach cultivates a climate of respect, responsibility, and academic excellence by aligning behavioral expectations and responses. The integration of Assertive Discipline Classroom Management strategies is reflected in the learning objectives and content, guiding students towards self-discipline and positive conduct.

c. Teaching Handbook

A teaching handbook is a comprehensive resource designed to provide educators with practical guidance, strategies, and best practices for effective teaching and classroom management. It serves as a valuable reference tool that supports teachers in their professional development and enhances their instructional capabilities. A well-crafted teaching handbook typically includes sections on lesson planning, curriculum design, assessment methods, classroom management techniques, and strategies for engaging diverse learners. It may also offer insights into educational theories, pedagogical

approaches, and recent research findings that can inform and improve teaching practices. Additionally, a teaching handbook often includes sample lesson plans, classroom activities, and teaching materials that educators can adapt and integrate into their own classrooms. By compiling valuable information and resources in a single document, a teaching handbook empowers teachers to continually refine their skills, stay up-to-date with educational trends, and create engaging and inclusive learning environments for their students.

d. Theme “*What Do You Like?*”

The “What Do You Like?” unit introduces 7th graders to basic English greetings and self-introductions, focusing on essential vocabulary, phrases, and etiquette for simple conversations. The handbook incorporates assertive discipline techniques to maintain an organized classroom and encourage active participation.

C. *Research Questions*

This research aims to incorporate the principles of assertive discipline into an English handbook. However, there are multiple goals that will be accomplished through this study:

- 1 To investigate the needs of the seventh-grade students in SMP Laniang related to the Integration of assertive discipline into English handbook with a theme “What Do You Like?.”
- 2 To design English handbook integrated with assertive discipline into with a theme “What Do You Like?.” for the seventh-grade students of SMP Laniang

- 3 To find out the results of the integration of assertive discipline into English handbook with the theme “What Do You Like?” for the seventh-grade students of SMP Laniang.

D. Previous Study

This Assertive Discipline aims to foster a structured and engaging learning environment, maximizing instructional time and reducing disruptions. Research by Marzano (2003) demonstrated that using Assertive Discipline strategies—such as clearly teaching classroom rules, consistently enforcing consequences, and providing positive reinforcement—leads to notable improvements in student behavior and academic performance. Rae (2016) further supports its effectiveness in reducing disruptions and enhancing student engagement, particularly when combined with positive behavioral interventions. Recent studies also underscore the long-term benefits of Assertive Discipline, including a better school climate, stronger teacher-student relationships, and improved preparation for future success (Shindler, 2022).

Suryani and Situmorang (2021) emphasize the significance of Research and Development (R&D) in junior high schools as a way to improve teaching practices and boost student learning outcomes. In this setting, R&D involves a systematic process of designing, developing, and assessing innovative educational tools, such as instructional materials, teaching strategies, or media. Asri and Iskandar (2017) note that R&D in junior high schools addresses the specific challenges and needs of early adolescent learners, who benefit from engaging and developmentally suitable teaching methods. Through R&D, educators can develop customized resources that align with junior high students' diverse learning

styles, interests, and cognitive abilities, promoting greater motivation and academic success. Recent research highlights the positive effects of R&D initiatives in these settings, showing improvements in student engagement, critical thinking, and retention of content (Nurhayati et al., 2020).

Suryanto and Pangaribuan (2022) highlight the importance of integration research in education, which combines various theoretical frameworks, methods, or interventions to create comprehensive solutions. In developing an English teaching handbook based on Assertive Discipline Classroom Management for seventh graders, integration research is essential. According to Widyastuti and Nur (2016), merging classroom management techniques with subject-specific pedagogical strategies can boost student engagement, behavior, and academic performance. By blending Assertive Discipline principles with language teaching strategies tailored for young adolescents, researchers can create a cohesive resource that addresses both classroom management and instructional needs. This integrated approach supports the creation of a practical handbook, equipping teachers with a holistic framework for fostering a structured, positive learning environment while teaching English effectively. Recent studies confirm the benefits of integration research in enhancing educational resources and interventions (Amaranti & Akmal, 2021).

To conclusion, the literature review highlights the effectiveness of Assertive Discipline Classroom Management in establishing positive learning environments, the importance of Research and Development (R&D) in creating customized resources for junior high students, and the advantages of integration research for developing comprehensive solutions. This proposal seeks to merge Assertive Discipline principles with

language teaching strategies tailored for seventh graders, creating a unique English teaching handbook that meets both classroom management and subject-specific instructional needs, ultimately enhancing the learning experience for early adolescent English language learners.

The innovation of this Research and Development (R&D) project is its integrative approach. While previous studies have largely focused on evaluating the effectiveness of Assertive Discipline Classroom Management techniques within particular subjects and contexts, this research seeks to create a comprehensive teaching handbook. It uniquely combines Assertive Discipline principles with language teaching strategies specifically designed for seventh-grade students.

The innovative element of this project lies in developing an English teaching module as a handbook that effectively combines existing instructional resources with Assertive Discipline Classroom Management strategies. This handbook is designed to address both classroom management and subject-specific instructional needs, offering a comprehensive approach to improve the learning experience for early adolescent English language learners.

E. *Research Objective and Significance*

1. Research Objective

This research aims to incorporate the principles of assertive discipline into an English handbook. However, there are multiple goals that will be accomplished through this study:

- a. To investigate the needs of the seventh-grade students in SMP Laniang related to the Integration of assertive discipline into English handbook with a theme “What Do You Like?.”

- b. To design English handbook integrated with assertive discipline into with a theme “What Do You Like?.” for the seventh-grade students of SMP Laniang
- c. To find out the results of the integration of assertive discipline into English handbook with the theme “What Do You Like?.” for the seventh-grade students of SMP Laniang

2. Research Significance

- a. Theoretical Significance. This research aims to provide insights into students' needs, the developmental process, and empirical evaluation of incorporating Assertive discipline principles into English teaching materials for seventh graders at SMP Laniang. By exploring the integration of Assertive discipline values within an Assertive Discipline classroom management approach, the study seeks to deepen readers' comprehension of infusing Assertive discipline tenets into English language instruction. Additionally, it strives to serve as a theoretical foundation for future researchers delving into analogous endeavors merging Assertive discipline ethics and English pedagogical resources.
- b. Practical Significance. Integrating Assertive discipline values into English teaching materials through an Assertive Discipline
- c. handbook offers significant benefits for both teachers and students at SMP Laniang. For teachers, it facilitates instructional ease and enhances their pedagogical approaches by heightening awareness and creativity in conveying both linguistic concepts and religious tenets during classroom instruction. For students, this integration provides dual advantages: improved English proficiency and reinforced Assertive discipline character development. By presenting content relevant to

students' lives, teachers can effectively engage learner motivation, which serves as a catalyst for successful learning outcomes. This culturally responsive approach fosters meaningful learning experiences grounded in personal contexts and values, enabling students to grasp and apply acquired language skills more readily in daily interactions while deepening their appreciation for Assertive discipline virtues, which manifests in their demeanor and conduct.

F. *Product Specification*

The product specifications for the English Teaching Handbook developed in this R&D research are:

- 1 The handbook is designed for seventh-grade students at SMP Laniang and aligns with Learning Goals Phase D for English instruction in Junior High School.
- 2 It integrates Assertive Discipline Classroom Management principles within the structure of the existing "JOYFUL ENGLISH" textbook.
- 3 Comprising 7 thematic units, each unit includes a cover with clear rules, learning goals, and activities focused on listening, speaking, reading, writing, and evaluation.
- 4 The handbook incorporates clear expectations, guidelines for consistent application, positive reinforcement, and logical consequences to encourage discipline.
- 5 It covers all language skills: listening, speaking, reading, writing, as well as vocabulary, grammar, and pronunciation.
- 6 The design follows ISO standard dimensions with a balanced layout, suitable font choices, and practical illustrations.

- 7 It promotes interactive, participatory learning with activities that foster creative thinking and self-reflection.
- 8 Expert validation gives high ratings across content, presentation, language, and design aspects, ensuring the handbook's effectiveness as a teaching tool.



CHAPTER II

REVIEW OF LITERATURE

A. *ELT Materials*

ELT materials are resources created to aid in teaching and learning English, particularly for non-native speakers. They come in various formats and types of content, designed to address the different needs and skill levels of learners of all ages, backgrounds, and contexts. The primary aim of these materials is to act as foundational tools for language learning, offering organized frameworks, interactive activities, and authentic language experiences to enhance learners' language development (Scrivener, J. (2010)).

Textbooks are a crucial part of ELT materials, providing thorough coverage of essential language skills such as reading, writing, listening, and speaking. They usually include organized lesson plans, grammar explanations, vocabulary lists, and exercises that help learners navigate the intricacies of the English language. Often paired with workbooks and additional resources, these textbooks offer numerous opportunities for practicing and reinforcing important language concepts.

Alongside traditional print resources, contemporary ELT materials have adopted digital technology to enrich language learning experiences. Online platforms, language learning apps, and interactive multimedia resources create dynamic and immersive settings for learners to engage with English. These digital tools provide immediate feedback, personalized learning paths, and access to authentic language content from around the globe, addressing the varied needs and preferences of today's learners.

Additionally, ELT materials are used in a variety of contexts beyond formal education, reaching learners in different environments. Whether in classrooms, language schools, self-study programs, or online communities, these resources act as essential tools in the language learning process, helping learners communicate effectively in English and manage the challenges of today's interconnected world. Consequently, ELT materials are crucial for providing learners with the linguistic abilities and cultural understanding necessary to succeed in a globalized society Alqahtani (2018).

B. *Material Development*

The development of materials in English Language Teaching (ELT) follows a systematic and research-driven framework aimed at creating effective educational resources. According to Rahman and Haryanto (2021), development research provides a practical basis for designing and implementing learning materials tailored to specific pedagogical needs. In ELT, these materials are essential tools that connect theoretical insights with practical usage, promoting successful language acquisition and effective classroom management (Wilson & Carter, 2019). The materials development process includes several key stages: initial creation, expert evaluation, implementation, and systematic assessment to ensure quality and effectiveness. This structured approach is vital for producing educational products that engage and motivate students while fulfilling targeted learning objectives. Ahmed and Thompson (2023) highlight that language teaching materials must be rooted in contemporary research and pedagogical theories, particularly when incorporating specialized strategies such as Assertive Discipline Classroom Management. Thus, the

development process must thoughtfully balance theoretical foundations with practical applications to create resources that effectively assist both teachers and students in meeting their educational aims.

Tomlinson and Masuhara (2018), in their significant publication "The Complete Guide to the Theory and Practice of Materials Development for Language Learning," emphasize that creating teaching materials, especially those that integrate classroom management principles, demands careful attention to various crucial factors. They identify key considerations for the development of such materials as follows:

- 1 The materials must align with the curriculum framework and clearly define learning objectives while incorporating behavioral management strategies;
- 2 The content should reflect both language learning needs and classroom management requirements appropriate for the target age group;
- 3 The materials must provide clear guidelines for implementing assertive discipline techniques alongside language instruction;
- 4 The activities and exercises should be designed to promote both language acquisition and positive classroom behavior;
- 5 The content should integrate assessment tools for both language proficiency and behavioral outcomes.

Building on the previous points, it is essential to adopt an integrated skills approach in material creation. This method involves structuring learning activities to ensure they connect smoothly, providing variety, maintaining engagement, capturing attention, and encouraging interaction.

C. *Assertive Discipline Classroom Management*

1. The Definition of Assertive Discipline Classroom Management

Assertive Discipline Classroom Management, as developed by Lee and Marlene Canter, emphasizes clear expectations, consistent consequences, and positive reinforcement to create a thriving learning environment for students (Reinke, Herman, & Newcomer, 2016). This approach positions the teacher as the rule enforcer, consistently applying predetermined consequences for misbehavior while recognizing and rewarding positive actions (Wong, 2018). Ultimately, Assertive Discipline aims to establish a structured yet engaging classroom that minimizes disruptions and maximizes instructional time. The theory suggests that by understanding expectations and consequences, students will develop self-discipline and ownership over their behavior (Reinke et al., 2016). Recent studies support this notion, demonstrating the effectiveness of Assertive Discipline in improving classroom management, student engagement, and academic achievement (Goss & Thorne, 2022; Mather & Hulme, 2019).

2. Types of Assertive Discipline Classroom

While Assertive Discipline isn't a collection of distinct types, it functions as a comprehensive approach grounded in several key components, as Shindler (2007) explains. These components form the foundation for successful implementation:

- a. **Establishing Clear Rules and Expectations:** Teachers explicitly define a set of classroom rules and expected behaviors for students. These rules are stated positively (e.g., "walk quietly" instead of "don't run") and enforced consistently throughout the learning environment (Wong, 2018).

- b. Positive Reinforcement: Teachers leverage praise, rewards, privileges, and other positive reinforcements to encourage and solidify desired behaviors when students follow the established rules (Reinke et al., 2016).
- c. Consequences and Corrective Actions: When students break the rules, teachers apply predetermined, fair, and non-hostile consequences or corrective actions (Reinke et al., 2016). These may include time-outs, loss of privileges, or other logical consequences that directly relate to the misbehavior.
- d. Assertive Teacher Stance: Teachers address misbehavior assertively, confidently, and respectfully, avoiding aggressive, hostile, or overly permissive responses (Reinke et al., 2016). This assertive stance involves using confident body language, tone, and language when addressing student behavior.
- e. Teaching Self-Discipline: The ultimate goal is to cultivate self-discipline and empower students to take responsibility for their behavior (Reinke et al., 2016). Students are encouraged to make choices that lead to positive consequences, fostering a sense of ownership over their learning environment.
- f. Consistent Follow-Through: Fair and consistent follow-through is essential for the success of Assertive Discipline (Wong, 2018). Teachers must consistently apply established rules, consequences, and positive reinforcement to create a predictable and structured learning environment.

3. Strengths and weaknesses of Assertive Discipline Classroom Management

While Assertive Discipline offers a structured approach to classroom management, it has both strengths and weaknesses, as Canter (2007) acknowledges.

a. Strengths:

- 1) Positive Reinforcement: This approach emphasizes using praise and positive reinforcement to encourage desired behaviors (Canter, 2007). This focus on positive interactions can help build a more encouraging learning environment.
- 2) Building Relationships: Assertive Discipline encourages teachers to cultivate positive and trusting relationships with students (Canter, 2007). These positive relationships can foster better classroom dynamics and student engagement.
- 3) Self-Discipline: The core aim is to cultivate self-discipline and empower students to take responsibility for their actions (Canter, 2007). By understanding consequences, students are encouraged to make positive choices.
- 4) Structure and Predictability: Assertive Discipline promotes a structured, predictable classroom environment with clear rules and consequences (Canter, 2007). This clarity can help students feel secure and understand expectations.
- 5) Reduced Disruptions: Studies suggest that Assertive Discipline can lead to reduced classroom disruptions and a more positive learning environment (Goss & Thorne, 2022; Mather & Hulme, 2019). This allows for maximized instructional time.

b. Weaknesses:

- 1) Authoritarian Concerns: Critics argue that Assertive Discipline is overly authoritarian, potentially forcing students to accept teacher rules without question (Canter, 2007). This lack of student agency may not foster intrinsic motivation for positive behavior.
- 2) Rigidity vs. Proactiveness: Some view the approach as overly rigid and reactive to misbehavior, rather than focusing on proactive strategies to prevent disruptions (Canter, 2007). A more balanced approach might incorporate preventative measures.
- 3) Student Resistance: The approach assumes all students will respond positively to consequences. However, some students may resist accountability or refuse to accept consequences (Canter, 2007). The handbook should address strategies for dealing with these situations.
- 4) Behavior Modification: The foundation in behavior modification theory is seen by some as simplistic and potentially overlooking the complexity of student behavior (Canter, 2007). The handbook may benefit from acknowledging this critique and exploring additional theoretical perspectives.
- 5) Compassion vs. Consequences: A heavy focus on consequences might overshadow the importance of compassion in classroom management (Canter, 2007). The handbook should emphasize striking a balance between enforcing rules and fostering a supportive learning environment.

c. The Key of Points of Assertive Discipline Classroom Management The core ideas underlying the Assertive Discipline approach are:

- 1) Key Concept One: The teacher must firmly demand and anticipate responsible conduct from students.
- 2) Key Concept Two: The teacher must uphold suitable classroom discipline.
- 3) Key Concept Three: Students and teachers need to demonstrate mutual respect - it must be reciprocated equally.

D. *"what Do You Like?"Unit*

The unit "What Do You Like?" focuses on teaching seventh-grade students how to express their likes and dislikes in English. Students will learn the necessary vocabulary, sentence structures, and expressions to communicate their preferences effectively. This unit aims to develop their ability to engage in simple conversations about their interests, hobbies, and daily activities. Through assertive discipline classroom management techniques, the handbook will create an engaging learning environment that encourages active participation and positive behavior. Students will practice expressing their likes and dislikes through role-plays, dialogues, and interactive activities, fostering confidence in using English to share their opinions and personal interests.

E. *Learning Goals and Language Focus for Joyful English 1 Course Book*

1. Learning Goals and Language Focus for Joyful English 1 Course Book

Table 2. 1 Learning Goals and Language Focus for Joyful English 1 Course Book

Listening and Speaking
<p>By the end of Phase D, students use English to interact and exchange ideas, experiences, interests, opinions and views with teachers, peers and others in an increasing variety of familiar formal and informal contexts. With some repetition and rewording, they comprehend the main ideas and relevant details of discussions or presentations on a variety of general interest topics. They engage in discussion such as giving opinions, making comparisons and stating preferences. They explain and clarify their answers using basic sentence structure and verb tenses.</p>
Reading and Viewing
<p>By the end of Phase D, students independently read and respond to familiar and unfamiliar texts containing predictable structures and familiar vocabulary. They locate and evaluate main ideas and specific information in texts of different genres. These texts may be in the form of print or digital texts, including visual, multimodal or interactive texts. They identify the purpose of texts and begin to make inference to comprehend implicit information in the text.</p>
Writing and Presenting
<p>By the end of Phase D, students communicate their ideas and experience through simple, organized paragraphs, demonstrating a developing use of specific vocabulary and simple sentence structures. Using models, they plan, create and present informative, imaginative and persuasive texts in simple and compound sentences to structure arguments and to explain or justify a position. They include basic information and detail, and also vary their sentence construction in their writing. Students express ideas in the present, future, and past tenses. They use time markers, adverbs of frequency and common conjunctions to link ideas. Their attempts to spell new words are based on known English letter-sound relationships and they use punctuation and capitalization with consistency.</p>

2. Mind Mapping Joyful English 1 for grade VII unit 3 “What Do You Like?”

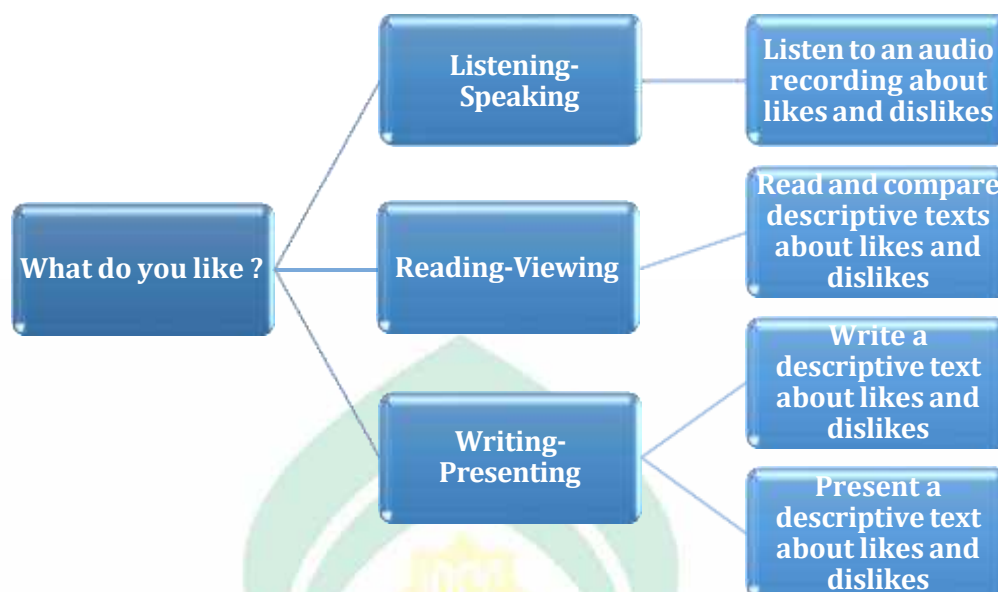


Figure 2. 1 Mind Mapping Joyful English 1 for grade VII unit 3 “What Do You Like?”

F. Research and Development: ADDIE Model

1. Research and Development (RnD)

a. The Definition of Research and Development (RnD)

Research and development (R&D) is a planned process to create and validate educational products" (Borg & Gall, 1983). R&D also "refers to a systematic study, development, and evaluation process that provides a factual basis for designing an instructional product" (Richey & Klein, 2007). Educational experts have extensively utilized the R&D method to develop models for educational outputs such as curricula, teaching methods, instructional media, teaching materials, evaluation systems, and more. The R&D process involves "identifying relevant research for the product to be developed, developing the product itself, field testing it, and revising to

address any shortcomings" (Borg & Gall, 1983). Furthermore, "the key distinction between R&D and other research is the preliminary research to identify findings relevant to the product being developed (Penelitian & Bidang, 2018).

b. Types of Research and Development (RnD)

The different types of research and development (R&D) according to Atmowardoyo, H. (2018):

1) Basic/Fundamental Research:

- a) Aims to expand knowledge and understand fundamental principles and theories.
- b) Driven by curiosity and the pursuit of knowledge itself, without specific applications in mind.
- c) Lays the foundation for applied research and future technological advances.

2) Applied Research:

- a) Focuses on finding practical solutions to specific problems or developing new products, processes, or services.
- b) Builds upon basic research knowledge and applies it in practical ways.
- c) Often motivated by commercial interests or societal needs.

3) Exploratory/Experimental Research:

- a) Investigates the feasibility of a proposed idea, concept, or technology.
- b) Involves exploratory studies, experiments, and prototype development.
- c) Helps assess potential applications, limitations, and risks of a new concept.

4) Product Development Research:

- a) Focuses on designing, developing, and testing new products or improving existing ones.
 - b) Transforms research findings into tangible products or services.
 - c) Includes prototype testing, performance evaluation, and product optimization.
- 5) Process Development Research:
- Aims to develop or enhance manufacturing processes, techniques, or systems. Focuses on improving efficiency, productivity, cost-effectiveness, and quality control. Involves process simulation, optimization, and scale-up studies.
- 6) Market Research:
- a) Investigates customer needs, preferences, and market trends.
 - b) Provides insights into consumer behavior, product acceptance, and marketing strategies.
 - c) Helps identify new opportunities and shape product development efforts.
- 7) Technology Transfer Research:
- a) Focuses on adapting and transferring existing technologies to new applications or industries.
 - b) Involves identifying potential applications, assessing feasibility, and facilitating technology commercialization.
 - c) Bridges the gap between research and practical implementation.

2. Research and Development ADDIE Model

a. Definition of ADDIE Model

According to Widyastuti, E. (2019), the ADDIE model is a systematic instructional design model that provides a step-by-step approach for

developing effective training programs or instructional materials. ADDIE is an acronym that represents a series of systematic activities aimed at solving learning problems related to learning resources that align with the needs and characteristics of students. This model consists of five steps which are Analysis, Design, Development, Implementation, and Evaluation,

b. The Systematically of ADDIE Model

Below are the five stages of the ADDIE model along with a succinct overview of each step:

- 1) Analysis - This step involves analyzing the learning needs, goals, audience characteristics, and existing resources.
- 2) Design - Based on the analysis, this step outlines the learning objectives, instructional strategies, assessments, and overall structure of the instructional materials.
- 3) Development - This step focuses on actually creating the instructional materials and resources based on the design specifications.
- 4) Implementation - During this step, the developed instructional materials are delivered or implemented with the intended audience.
- 5) Evaluation - The final step evaluates the effectiveness and quality of the instructional materials and identifies areas for improvement or revision.

G. Conceptual Framework

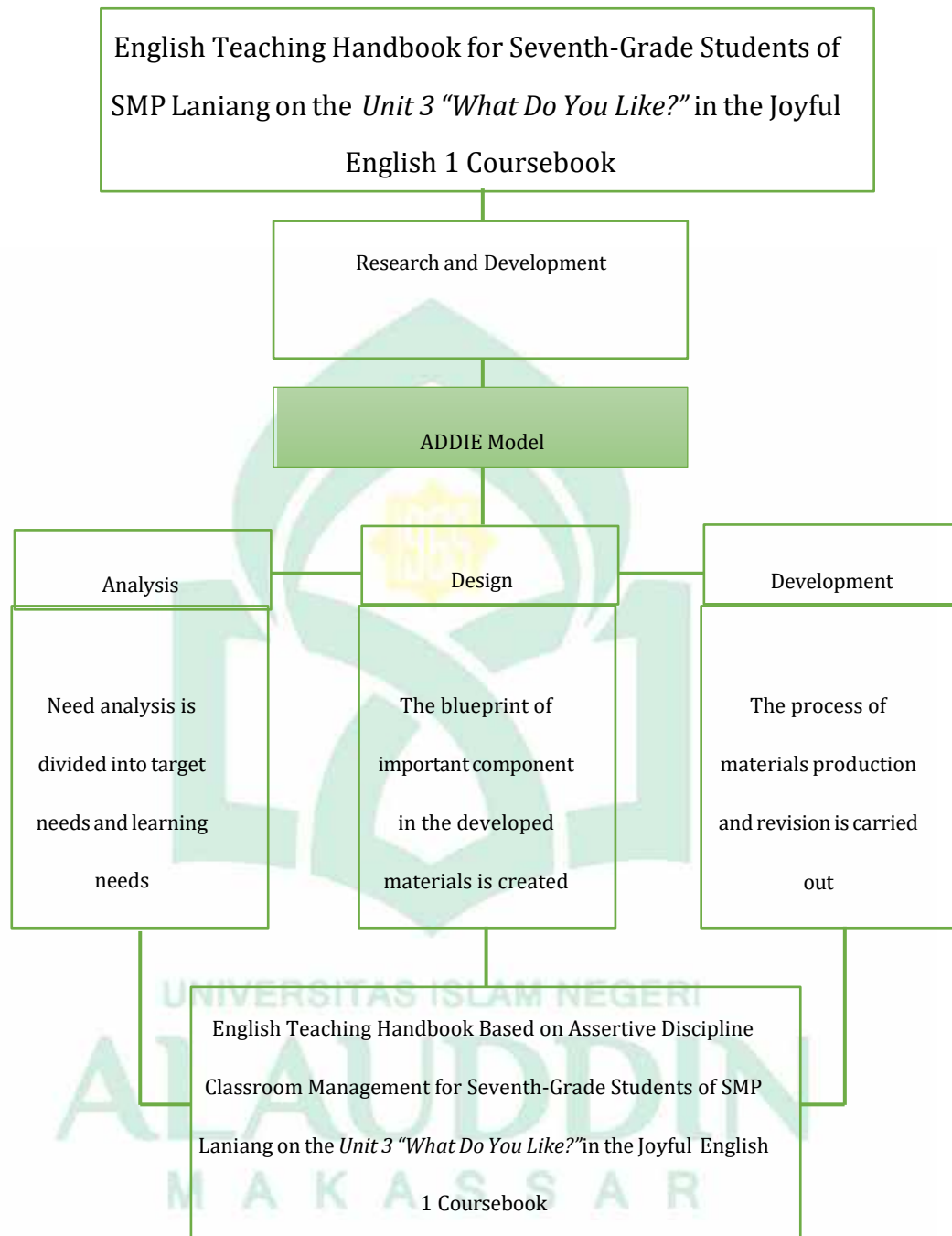


Figure 2. 2 Conceptual framework

The theoretical framework delineates the methodical process that will be undertaken to incorporate Islamic values into English language teaching and learning materials. This research will employ the research and development (R&D) methodology, utilizing the ADDIE Model as the instructional design framework. The ADDIE Model comprises five main phases: Analysis, Design, Development, Implementation, and Evaluation. The Analysis phase will involve identifying needs and objectives. The Design phase will concentrate on planning instructional strategies, activities, and assessments. The Development phase will focus on creating the actual instructional materials. During the Implementation phase, the developed materials will be delivered to the intended learners. Lastly, the Evaluation phase will assess the effectiveness of the materials and identify areas for improvement.



CHAPTER III

RESEARCH METODOLOGY

A. Type and Location of Research

1. Research and Development

This study utilizes a field research approach, placing the researcher directly within the natural environment of SMP Laniang. By enabling direct observation and interaction with participants, field research offers in-depth, contextual insights into classroom dynamics and management strategies (Maharani et al., 2017).

2. Location of Research

This research takes place at SMP Laniang, a private junior high school situated on Jl. Laniang BTP in Makassar City. Established in 2016, the school operates under the Merdeka curriculum for junior high schools, with Principal Masniati at the helm. The school offers an ideal environment for implementing innovative teaching strategies.

SMP Laniang is particularly well-suited for this research due to its adoption of the Merdeka Curriculum, which aligns with the study's focus on innovative educational approaches. Given its recent founding in 2016, the school exhibits a readiness to embrace new teaching methods, making it an appropriate setting for introducing and evaluating the Assertive Discipline-based English Teaching Handbook (Maharani et al., 2017).

B. Research Approach

The This study uses a mixed-method approach, incorporating both quantitative and qualitative data collection and analysis techniques to create

an English teaching handbook grounded in assertive discipline classroom management. By combining these methods, the research achieves a well-rounded understanding of the topic, offering both depth and breadth to the analysis (Creswell & Plano Clark, 2021).

C. Research and Development Design

The research methodology used in this study followed the ADDIE model, which stands for Analysis, Design, Development, Implementation, and Evaluation. This model is a structured approach commonly utilized in instructional design and educational technology (Branch, 2009). In the Analysis phase, the focus was on evaluating needs, identifying the target audience, and establishing learning objectives. During the Design phase, a framework for the instructional materials was created, including content, activities, and assessment strategies. The Development phase involved producing the actual instructional materials, such as the English teaching handbook based on Assertive Discipline Classroom Management. In the Implementation phase, these materials were delivered to the target audience, specifically the seventh-grade students at SMP Laniang. Lastly, the Evaluation phase examined the effectiveness of the materials and offered feedback for potential improvements (Cheung, 2016). The ADDIE model ensured a thorough and systematic approach to developing instructional materials suited to the target audience's specific needs.

D. Data Sources

The participants of this research consisted of three types: students, teachers, and validators.

1. 35 seventh-grade students from SMP Laniang served as the main resources for the needs analysis phase and was the subjects for the implementation of the developed English teaching handbook based on Assertive Discipline Classroom Management.
2. Two English teachers who instructed the seventh-grade class at SMP Laniang provide data and assessed the validation and acceptability of the English teaching handbook.
3. Two validators with expertise in the field evaluated the validity of the developed English teaching handbook based on Assertive Discipline Classroom Management principles.

E. Procedures of Collecting Data

The process of gathering data for this research study was organized according to the ADDIE model, which comprised five core stages: analysis, design, development, implementation, and evaluation.

1. Analysis Phases

The analysis phase of the ADDIE model entailed a thorough needs assessment to pinpoint the gap between the desired and current state of knowledge, skills, or attitudes among the target audience. During this stage, data was collected through various methods like observations, interviews, surveys, and document reviews to gain insights into learner characteristics, instructional objectives, and available resources (Branch, 2009). The analysis phase also examined the learning environment, constraints, and potential delivery options. The data gathered in this phase laid the groundwork for the subsequent ADDIE stages, ensuring the instructional design catered to the specific needs of learners and aligned with the organizational context (Cheung, 2016).

2. Design Phase

The design phase involved translating the identified needs into a comprehensive plan for the instructional intervention. It precisely outlined the learning objectives and selected appropriate instructional strategies, delivery methods, and multimedia elements (Kurt, 2018). During this stage, the instructional sequence, assessment plans, and resource requirements were mapped out. Storyboards or prototypes visually depicted the structure and flow of the content (Ghufrana & Najar, 2020). Careful design ensured alignment between the intended outcomes, proposed activities, and audience characteristics. The comprehensive instructional design document created in this phase guided the subsequent development efforts. An iterative process of review and refinement polished the design before implementation.

3. Development Phase

The development phase brought the instructional design to life by creating the actual learning materials and components. Subject matter experts developed the content, multimedia assets, assessments, and supplementary resources based on the specifications outlined (Akram, 2018). Activities involved scripting, graphics design, audio/video production, interactive simulation development, and programming digital modules. Collaboration between instructional designers, content creators, and multimedia developers was common during this intensive production stage (Aldooanan, 2018). An iterative cycle of prototyping, review, and revision ensured quality and adherence to the design document. The end result was a comprehensive instructional package ready for implementation with the target audience.

F. Research Instrument

1. Questionnaire

The first instrument to be used was a questionnaire. Questionnaires administered to the seventh-grade students at SMP Laniang. These questionnaires helped assess the needs, perceptions, and preferences of the students regarding the proposed English teaching handbook based on Assertive Discipline Classroom Management strategies (Arifin, 2017).

2. Interview

The second instrument was interviews. Interviews conducted with the English teachers at SMP Laniang to gain in-depth insights into their experiences, challenges, and recommendations for effective classroom management. This qualitative data provided valuable context for developing the handbook (Mohajan, 2018).

3. Document Analysis

The third instrument was document analysis. Relevant documents such as existing teaching materials, lesson plans, and classroom management policies at SMP Laniang were analyzed. This document analysis informed the development of the English teaching handbook, ensuring it aligns with the school's current practices and policies (Arifin, 2017).

G. Data Analysis Techniques

The research study gathered data from three primary sources: surveys, one-on-one discussions, and existing documents. The surveys collected quantitative numerical data by assessing needs, validating the approach, and evaluating feasibility. On the other hand, the interviews and analysis of documents provided qualitative descriptive data. To analyze this collected information, the researcher used the following techniques:

1. Quantitative Data Analysis

The quantitative data analysis technique was used to analyze questionnaires related to needs analysis, validation, and material acceptability. The questionnaires were analyzed to calculate the percentage of responses for each question as follows:

$$P = \frac{f}{n} \times 100\%$$

(Riduwan,2013)

Symbols:

P = Percentage

F = The Frequency of The Responses

N = The Ideal Score Total

100% = constant number

2. Qualitative Data analysis

According to Miles et al. (2014), qualitative data analysis involved three cyclical activities:

a) Data Condensation

This process referred to the activity of selecting, focusing, summarizing, and organizing the collected data from interviews, notes, documents, and other sources. Data condensation helped the researcher to reveal clear, focused, and organized data to be used in drawing and verifying conclusions. In this phase, the researcher summarized the important results of the data and categorize the data based on specific categories.

b) Data Display

The data display did not refer to an extended text but rather presented the data in the form of matrices, graphs, charts, and networks. These visual representations created organized, easy-to-read, and immediately accessible data. In this phase, the researcher presented the data in the form of graphs to make it clear, systematic, and easier to understand.

c) Verifying and Drawing Conclusions

Reaching conclusions was not the final step; those conclusions also underwent a verification process. Verification involved carefully reviewing and re-examining all the evidence and reasoning presented, consulting notes, having peer reviewers evaluate the work, or replicating the findings in another form. In essence, verification aimed to test and ensure the validity of the data and conclusions drawn from it. During this phase, the researcher formulated conclusions that were supported and corroborated by other relevant and reputable research in the field.

CHAPTER IV

FINDINGS AND DISCUSSIONS

This section summarizes the results and analysis pertaining to the creation of an instructional handbook focused on incorporating assertive discipline strategies for managing classroom behavior among seventh-grade students at SMP Laniang. The findings are derived from needs assessment questionnaires and interviews administered to gather insights into the specific requirements and essential components that should be included in such a handbook.

The discussion portion delves into the theoretical foundations and relevant research that guide the creation of an English teaching handbook employing an assertive discipline methodology for classroom management. It specifically elaborates on the findings and outcomes obtained by following the ADDIE (Analysis, Design, Development, Implementation, and Evaluation) model. This encompasses the results from the needs analysis stage, which aimed to pinpoint the targeted areas and objectives for the handbook. Additionally, it covers the design phase, where the content and structure of the handbook were planned and organized. Furthermore, it details the development phase, wherein the actual materials and resources for the handbook were produced.

A. The Result of Analysis Design

The insights gained from the needs analysis process informed the researcher development of an English teaching handbook that integrated assertive discipline strategies specifically for the "What Do You Like?" unit. Data was gathered through questionnaires and interviews. The needs

analysis pinpointed the target needs and learning needs tailored to the seventh-grade students at SMP Laniang. Target needs refer to the specific competencies and language skills the students must acquire to successfully complete the "What Do You Like?" unit. Learning needs outline the strategies, activities, and support structures the students require to effectively learn the unit content while simultaneously applying assertive discipline principles in the classroom management approach.

1. The result of Interviews

a. Clarity of Rules and Expectations

During the interviews, two seasoned English teachers offered their insights on the current teaching module and its outlined expectations. The first interviewee, Sukmawati, S.Pd, Gr., recognized that although the module lists certain expectations, they require additional supplementation and tailoring to better align with the specific needs of the students.

According to her statement, *"...The expectation is that there is already something listed in the teaching module. It's just that maybe it needs to be added with a few things. The commitment or use of words is adjusted to the needs of students..."*

The second interviewee, Sugihartiwi, S.Pd, expressed a similar view, emphasizing that the language employed in the module is frequently too advanced for the students' proficiency level. This poses a challenge for the students in clearly comprehending the stated rules and expectations.

She stated, *"...Are the rules and expectations in the English module clear enough? If not, well, specifically here we are still using two, for grade 9 it is still grade 13. For grades 7-8 he already uses the module. Well, for the 7th grade module, the six-six are still unclear, we still combine the module with the lesson*

plan. Why? Because on average I see that the material in the module is too high insight "

b. Consistency in Rule Implementation

Both interviewees identified maintaining consistent implementation of classroom rules as a major challenge. The first interviewee, Sukmawati, S.Pd, Gr., emphasized how students frequently forget or fail to adhere to the previously agreed-upon rules as time progresses.

She expressed, "...Then the second thing, the taboo is that children are like running water. So where the wind blows, there it blows, there it Plows. Sometimes as time goes by, they forget what we have agreed..."

The second interviewee, Sugihartiwi, S.Pd, attributed the challenges in consistently adhering to the rules to external factors influencing the students, such as their surrounding environment and lack of proper knowledge or understanding. These external influences made it difficult for the students to consistently accept and follow the established rules.

She expressed, "...It's just that it's difficult for them to accept lessons. Either it's from environmental factors or the children have very little knowledge..."

To tackle the challenge of consistently implementing rules in the classroom, both interviewees shared strategies adopted at their school. The first interviewee mentioned the practice of conducting daily briefings before commencing activities, during which teachers are reminded of their assigned tasks and the expected norms to uphold.

She explained, "...We have a briefing here every morning. In each schedule, morning roll call, ceremony, then there is literacy. For literacy, we have a briefing before the activity..."

On the other hand, the second interviewee discussed the practice of conducting regular reflections and evaluations, occurring both monthly and at the end of each semester. These sessions provide opportunities for teachers to collectively discuss, align their approaches, and ensure consistent application of rules across classrooms.

She mentioned *"...We have a reflection every semester that is done by each subject teacher. This is directly supervised by the school principal. Then every month we have a reflection on teaching and activities in the school. So every month there is a reflection on the school. Plus there is a monthly teacher evaluation every semester..."*

c. Expectations for the Integration of Assertive Discipline Principles

The researcher noted that both interviewees expressed optimistic expectations regarding the integration of Assertive Discipline principles into the English teaching modules. However, they also recognized the necessity for implementing effective strategies to ensure successful adoption. Specifically, the first interviewee, Sukmawati, S.Pd, Gr., highlighted that the current modules already incorporate Pancasila values and outline desired learner profiles.

She expressed *"...Based on the dimension of the student profile, I think it is included. Because there's already religion, there's already social, there's already a global student profile..."*

While acknowledging the positive aspects, she emphasized the need to enhance the effectiveness of classroom application.

She stated, *"...What I want to add is the effectiveness. Its effectiveness for classroom application. It's good, but it's still too wasteful in using words..."*

Regarding the integration of assertive discipline principles into the English module, she expressed a positive view, stating *"...This is for the integration of assertive discipline principles in the English module. For this question, the implementation is good. The rest is how to implement it in students. The module is already good. We just have to figure out how to apply it to the students..."*

In essence, both interviewees recognized the potential advantages of incorporating Assertive Discipline principles into the English teaching modules. However, they emphasized the importance of developing practical and effective implementation strategies tailored for the classroom setting. Their insights underscored that while the conceptual integration is valuable, ensuring its successful application in the actual learning environment is crucial.

d. Positive and Negative Consequences

The researcher noted that the interviewees offered perspectives on the effectiveness of the current reward and consequence systems in place, as well as their recommendations for promoting positive behavior in the classroom setting. Both interviewees recognized the presence of school-wide rules and class agreements that are formally signed by students and parents at the start of each academic year. Interviewee 1 (Sukmawati, S.Pd, Gr.) described a gradual, stepped approach to implementing these systems.

She began by giving verbal praise such as *"...good job, great, amazing..."* For positive behaviors, and by involving homeroom teachers, student affairs, and parents in cases of repeated violations, Interviewee 2 (Sugihartiwi, S.Pd) discussed examples of negative consequences such as

confiscating phones, which elicited mixed reactions from parents. She emphasized the importance of implementing constructive consequences.

She mentioned, *"...Then the deterrent effect, for those who are late, they are given a punishment for one week, think First in class. So there is a little motivation and encouragement, he thinks, if I am late, this could be the consequence..."*

The researcher inferred that both interviewees appeared to support a balanced approach, utilizing positive reinforcement for desirable behaviors and logical consequences for violations. They also recognized the importance of consistent implementation and maintaining open communication with parents.

e. Clear and Decisive Communication

The researchers found that both interviewees offered insights on how the current English teaching modules effectively communicate rules and expectations clearly and decisively, while also identifying areas for improvement. Interviewee 1 (Sukmawati, S.Pd, Gr.) acknowledged the modules' comprehensiveness, noting the inclusion of ATP (learning objectives), indicators, and sub-materials, but criticized the use of overly complex language.

She stated, *"...For everything that exists, it is very clear, there are ATP, CP, indicators, all complete with sub-sub material that is just that, too high a range, because children are still difficult to accept..."*

Interviewee 2 (Sugihartiwi, S.Pd) expressed similar views, emphasizing the necessity of adapting the module's language to match the students' abilities.

She mentioned, *"...Well, it seems like it's good that the module is tailored to the students' abilities because we are at a level like this junior high school, grade 1, we still start learning from the basics First, like it's descriptive, immediately want to be applied, so he must be taught First from the basics First, really grammar, speaking is very lacking..."*

The researchers concluded that both interviewees acknowledged the modules' potential for clear communication. However, they stressed the need to adjust the language and content to match the students' level of understanding for effectively conveying rules and expectations.

f. Respectful and Supportive Relationship

The researcher praised the interviewees for highlighting the positive aspects of the current teaching modules in fostering respectful and supportive teacher-student relationships while also offering suggestions for improvement. Interviewee 1 (Sukmawati, S.Pd, Gr.) appreciated the incorporation of Pancasila values and the focus on developing a Pancasila learner profile, which includes elements like faith, critical thinking, and global citizenship.

She was emphasizing, *"...Building a culture, morals that are in accordance with Pancasila. For example, how we start learning by praying, it's all contained..."*

Sugihartiwi, S.Pd (Interviewee 2) stressed the value of using pictorial modules, especially in English classes, as a method to pique students' curiosity and encourage their active participation and engagement with the learning materials.

She stated that *"...This is also one of the advantages of the module, right now I see that most of the modules are pictorial modules, especially in English,*

like the Giving Direction one, like the city one, most of the modules are pictorial, so there is a little bit of interest for children to learn..."

While recognizing the benefits of using modules, the two interviewees stressed the importance of customizing and adapting the modules to match the skill levels and comprehension abilities of the students. Doing so would create a more positive, respectful, and conducive learning environment for the students.

g. Integration of Assertive Discipline Principles in Teaching modules

The researcher found that the two interviewees recognized that the current English teaching modules incorporated elements of Assertive Discipline principles, while also identifying areas that could be enhanced further. Specifically, Interviewee 1 (Sukmawati, S.Pd, Gr.) acknowledged that the modules included values from Pancasila as well as learner profiles that were consistent with the tenets of Assertive Discipline.

She stated that "...based on the dimension of the student profile, I think it is included. Because there's already religion, there's already social, there's already a global student profile..."

While acknowledging some positive aspects of the current modules, she stressed the need to improve their effectiveness when it comes to practical implementation in the classroom setting.

Specifically, she mentioned "...what I want to add is the effectiveness. Its effectiveness for classroom application. It's good, but it's still too wasteful in using words..."

Interviewee 2 (Sugihartiwi, S.Pd) expressed a similar view, recognizing that the assertive discipline principles were present in the modules, but emphasizing the need for practical implementation strategies

specifically tailored to the abilities and needs of the students. In her own words, she stated *"...Yes, for the application of the principles of assertive discipline, the rest is how we apply it to students. The menu is good, the rest is how to apply it to the student...."*

The researcher noted that both interviewees acknowledged the incorporation of Assertive Discipline principles within the modules. However, they highlighted the significance of tailoring the content and instructional methods to facilitate effective implementation of those principles in the actual classroom setting. Adapting the modules to suit the specific needs and abilities of the students was seen as crucial for successful application of the Assertive Discipline approach. The perspectives shared by the interviewees clearly demonstrate that integrating the principles of Assertive Discipline into the English teaching handbook is both critical and highly valuable. Their responses underscore several key areas where this integration can help overcome current challenges and enhance the overall quality of the learning experience for students. Incorporating Assertive Discipline strategies into the handbook has the potential to address existing gaps and shortcomings through a more comprehensive and effective approach to English language instruction.

One major issue highlighted by the interviewees was the lack of clarity in how rules and expectations are communicated to students through the current teaching modules. Integrating Assertive Discipline principles into the handbook could provide a structured framework for clearly defining and conveying expectations to students, directly addressing the interviewees' suggestions for improvement in this area. Furthermore, the interviewees noted challenges in maintaining consistent implementation of rules, which can arise from students forgetting agreed-upon guidelines or being influenced by

external factors. Assertive Discipline strategies could offer techniques for enforcing rules consistently, alleviating these concerns raised by the interviewees. By incorporating such principles, the handbook could enhance clarity of communication and promote more uniform rule application in the classroom.

Additionally, the interviewees discussed the significance of having an effective system of rewards and consequences to encourage positive student behavior. The principles of Assertive Discipline offer guidance on implementing a balanced approach that combines positive reinforcement techniques with logical consequences, aligning with the interviewees' recommendations for constructive disciplinary methods. While the interviewees acknowledged the comprehensive nature of the existing teaching modules, they critiqued the overly complex language used, which can hinder effective communication of rules and expectations to students. Assertive Discipline emphasizes the importance of clear, firm, and age-appropriate communication styles, directly addressing the need highlighted by the interviewees to adapt content delivery to match students' levels of understanding. Integrating these principles could simplify and clarify language in the handbook.

Furthermore, the interviewees recognized the value of cultivating positive teacher-student relationships, commending aspects of the current modules like the inclusion of Pancasila values and the use of engaging pictorial content. The principles of Assertive Discipline emphasize building respectful and supportive relationships, which aligns with the interviewees' recommendations to tailor content to match students' abilities and interests. Notably, both interviewees acknowledged that while Assertive Discipline

principles were present in the existing modules, there was a need for more practical strategies to ensure effective implementation within actual classroom settings. Integrating these principles into the English teaching handbook could provide the necessary guidance and techniques to successfully apply Assertive Discipline in practice within the classroom environment.

Overall, the insights from the interviewees highlight several key areas where incorporating Assertive Discipline principles into the handbook can address existing challenges and enhance the quality of English language instruction. These areas include improving clarity in communicating rules and expectations, implementing consistent rule enforcement, utilizing constructive disciplinary approaches, adapting content delivery to student levels, building positive teacher-student relationships, and offering actionable strategies for practical classroom application.

Based on the evidence provided by the interviewees' responses, there is a clear and pressing need to integrate the principles of Assertive Discipline into the English teaching handbook. Incorporating these principles can directly address the challenges identified by the interviewees, such as lack of clarity in communicating rules and expectations, inconsistencies in enforcing rules, and difficulties in effective classroom management.

The Assertive Discipline framework offers a structured approach to tackle these issues, providing guidance on clearly defining and conveying expectations, implementing consistent rule enforcement strategies, and promoting positive classroom management techniques. Ultimately, integrating these principles can help cultivate a respectful, supportive, and conducive learning environment for students.

By addressing the interviewees' insightful critiques and recommendations through the adoption of Assertive Discipline, the handbook can be significantly enhanced, leading to improvements in the overall quality and effectiveness of English language instruction.

2. The Result of Questionnaire

a. Questionnaire Number 1-8.

Table 4. 1 Clarity of Rules and Expectations.

No	question	Strongly agree		agree		neutral		disagree		Strongly disagree	
1	The English learning module includes clear class rules.	0	0	13	37,1 %	0	0	22	62,9 %	0	0
2	The class rules in the English learning module are easy for all students to understand.	1	2,86 %	11	31,4 3%	0	0	21	60%	2	5.7%
3	The class rules in the English learning module are specific and detailed.	3	8.57 %	9	25.7 1%	0	0	13	37.1 4%	10	28.5 7%
4	Class rules are displayed in a visible place in the English classroom.	1	2.86 %	5	14.8 9%	0	0	19	54.2 8%	10	28.5 7%
5	I am always reminded about class rules through the English learning module.	0	0	5	14.2 9 %	0	0	21	60%	9	25.7 1%
6	The English teacher explains the class rules in the module at the beginning of the school year.	0	0	0	0	0	0	17	48.5 7%	18	51.4 3%
7	I feel like I know what is expected of me in English class	4	11.4 3%	2	5.71 %	0	0	26	74.2 9%	3	8.57 %

	thanks to the study modules.										
8	Class rules in learning modules help create an orderly learning environment.	2	5.71 %	0	0	3	8.57 %	10	28.57 %	20	57.14 %

The data reveals insights into perceptions of classroom rules in an English learning module. For the first statement about the clarity of class rules, 37.1% of respondents agreed, while 62.9% disagreed. On question 2, which focused on understanding the rules, only 2.86% strongly agreed and 31.43% agreed, whereas 60% disagreed, and 5.7% strongly disagreed. Regarding question 3 about rule specificity and detail, 8.57% strongly agreed, 25.71% agreed, 37.14% disagreed, and 28.57% strongly disagreed. For question 4 on rule visibility, 2.86% strongly agreed and 14.89% agreed, while 54.28% disagreed, and 28.57% strongly disagreed. In response to question 5, which asked if students received reminders about the rules, 14.29% agreed, 60% disagreed, and 25.71% strongly disagreed. Notably, question 6 about whether teachers explained the rules at the beginning of the year showed strong disagreement, with 48.57% disagreeing and 51.43% strongly disagreeing. For question 7, addressing students' understanding of expectations, 11.43% strongly agreed, 5.71% agreed, 74.29% disagreed, and 8.57% strongly disagreed. Finally, for the question on whether the rules contributed to an orderly environment, 5.71% strongly agreed, 8.57% were neutral, 28.57% disagreed, and 57.14% strongly disagreed.

Overall, the data suggests that the current English learning module has not effectively communicated and implemented classroom rules to the students. Improvements are needed to make the classroom rules clearer, easier to understand, more specific, easily visible, frequently reminded, and well-

explained by the teacher at the beginning of the academic year. By doing so, it is expected that the module can better help students understand expectations in class and create a more orderly English learning environment.

b. Questionnaire Number 9-16

Table 4. 2 The Implementation of Rules

No	question	Strongly agree		agree		neutral		disagree		Strongly disagree	
1	English teachers are consistent in applying the rules stated in the learning module.	0	0%	1	2.86 %	6	17.1 4%	11	31.4 3%	17	48.5 7%
2	Any violation of rules in English class is handled in the same way as written in the study module.	1	28.8 6%	1	28.8 6%	7	20%	14	40% %	12	34.2 9%
3	I feel that the application of the rules in English class is fair.	2	5.71 %	2	5.71 %	9	25.7 1%	8	22.8 6%	14	40%
4	English teachers do not differentiate between students in applying the rules of the learning module .	3	8.57 %	1	2.86 %	3	8.57 %	8	22.8 6%	20	57.1 4%
5	I know the consequences I will receive if I violate the class rules according to the learning module.	2	5.71 %	5	14.2 9%	5	14.2 9%	14	40%	9	25.7 1%
6	English teachers always follow the policies in the learning module when enforcing the rules.	0	0%	1	2.86 %	5	14.2 9%	11	31.4 3%	18	51.4 3%
7	Implementing rules in	3	8.57 %	0	0%	4	11.4 3%	10	28.5 7%	18	51.4 3%

	learning modules helps maintain order in the English class.										
8	I feel more disciplined with the consistent application of rules in the English learning module.	3	8.57 %	1	2.86 %	5	14.29 %	9	25.71 %	17	48.57 %

Based on the data from Table 4.1 regarding the implementation of rules, 0% strongly agreed and 12.86% agreed that English teachers are consistent in applying the rules stated in the learning module. For rule violations handling, 28.86% strongly agreed and 40% agreed that violations are handled as written in the study module.

Regarding fairness, 5.71% strongly agreed and 5.71% agreed that the application of rules in English class is fair. On teacher impartiality, 8.57% strongly agreed and 2.86% agreed that teachers don't differentiate between students when applying rules.

Concerning consequences awareness, 5.71% strongly agreed and 14.29% agreed they knew the consequences of rule violations according to the module. In terms of policy adherence, 0% strongly agreed and 2.86% agreed that English teachers always follow the module's policies.

Regarding consequences, 14.29% of students feel neutral about knowing what consequences they will receive for rule violations, while 40% disagree and 25.71% strongly disagree about understanding these consequences according to the learning module. Furthermore, the data shows that students generally do not agree that teachers consistently follow module policies, with 14.29% remaining neutral, 31.43% disagreeing, and a significant

51.43% strongly disagreeing that teachers always follow the policies in the learning module when enforcing rules.

It can be concluded that the consistency in the application of rules by the English teacher based on the learning module is negatively assessed by most students, moreover there are some students who have doubts or disagreements in some aspects.

c. Questionnaire Number 17-24

Table 4. 3Positive and Negative Consequences

No	question	Strongly agree		agree		neutral		disagree		Strongly disagree	
1	The English learning module includes rewards for good behavior.	1	2.86 %	0	0%	4	11.4 3%	7	20%	23	65.7 1%
2	I feel appreciated when I behave well in English class according to the learning module.	1	2.86 %	2	5.71 %	3	8.57 %	9	25.7 1%	20	57.1 4%
3	The rewards explained in the learning module motivate me to behave well.	2	5.71 %	1	2.86 %	6	14.1 4%	12	34.2 9%	14	40%
4	The English teacher gives praise for good work according to the learning module.	3	8.57 %	1	2.86 %	5	14.2 9%	14	40%	12	34.2 9%
5	Negative consequences in learning modules are given fairly in English classes.	0	0%	7	20 %	7	20%	9	25.7 1%	12	34.2 9%
6	I know the type of consequences I will receive if I break the rules according to	0	0%	2	5.71 %	11	31.4 3%	11	31.4 3%	11	31.4 3%

	the learning module.										
7	The negative consequences explained in the learning module helped me learn from my mistakes.	2	5.71 %	3	8.57 %	9	25.7 1%	6	17.1 4%	15	42.8 6%
8	The rewards and consequences in the learning module are fair and balanced.	3	8.57 %	0	0%	6	17.1 4%	14	40%	12	34.2 9%

The table presents data on students' perceptions of positive and negative consequences related to an English learning module. In terms of positive consequences, 2.86% strongly agreed and 0% agreed that the module included rewards for good behavior, while a significant 65.71% strongly disagreed. Similarly, 2.86% strongly agreed and 5.71% agreed that they felt appreciated for good behavior in the English class aligned with the module, though 57.14% strongly disagreed with this statement.

While 5.71% strongly agreed and 2.86% agreed that the rewards explained in the module motivated them to behave well, a higher percentage (40%) strongly disagreed with this. The responses were somewhat mixed regarding whether the English teacher gave praise for good work according to the module, with 8.57% strongly agreeing and 2.86% agreeing, while 34.29% strongly disagreed with this statement.

Regarding negative consequences, 0% strongly agreed and 20% agreed that negative consequences in the module were given fairly in the English class, while 34.29% strongly disagreed. There were varied responses about students' awareness of the consequences they would receive for violating rules per the module, with 0% strongly agreeing, 5.71% agreeing, and 31.43% responding neutral, disagree, and strongly disagree respectively. A notable

percentage of students (42.86%) strongly disagreed that the negative consequences helped them learn from mistakes, while 5.71% strongly agreed and 8.57% agreed with this statement.

Overall, there were mixed views on the fairness and balance of rewards and consequences in the module, with 8.57% strongly agreeing and 0% agreeing that they were fair and balanced, while 34.29% strongly disagreed. Additionally, 17.14% remained neutral and 40% disagreed with the fairness and balance of the system as outlined in the learning module.

d. Questionnaire Number 25-32

Table 4. 4Clear and Firm Communication

No	question	Strongly agree		agree		neutral		disagree		Strongly disagree	
1	The English teacher clearly conveys the expectations outlined in the learning module.	0	0%	0	0%	6	17.14%	8	22.86%	21	60%
2	The English teacher clearly conveys the consequences outlined in the learning module.	0	0%	0	0%	7	20%	12	34.29%	16	45.71%
3	The English teacher uses appropriate body language when communicating about the learning module.	3	8.57%	3	8.57%	6	17.14%	13	37.14%	10	28.57%
4	The English teacher's tone of voice helps me understand the instructions in the learning module.	2	5.71%	2	5.71%	10	28.57%	10	28.57%	11	31.43%
5	The English teacher is firm in conveying the rules and	0	0%	1	2.86%	6	17.14%	11	31.43%	17	48.57%

	expectations outlined in the learning module.										
6	I do not feel confused by the instructions given by the English teacher according to the learning module.	0	0%	2	5.71%	8	22.86%	12	34.29%	13	37.14%
7	Clear communication from the English teacher about the learning module helps me learn better.	2	5.71%	0	0%	9	25.71%	9	25.71%	15	42.86%
8	The English teacher respects students when giving instructions or reprimands according to the learning module.	2	5.71%	3	8.57%	5	14.29%	10	28.57%	15	42.86%

The table presents data from a survey related to clear and firm communication by English teachers in delivering instructions and expectations from a learning module. For question 25, regarding whether the English teacher clearly conveyed the expectations in the learning module, 0% strongly agreed or agreed, 17.14% were neutral, while a significant proportion either disagreed (22.86%) or strongly disagreed (60%), indicating a clear concern about the clarity of module expectations.

Regarding question 26, on clearly communicating the consequences outlined in the learning module, 0% strongly agreed or agreed, 20% were neutral, while 34.29% disagreed and 45.71% strongly disagreed. When it comes to using appropriate body language while communicating about the learning module (question 27), 8.57% strongly agreed and 8.57% agreed,

17.14% were neutral, and a significant percentage either disagreed (37.14%) or strongly disagreed (28.57%). For question number 28 (regarding the teacher's tone of voice helping students understand the instructions in the learning module), 5.71% of students strongly agreed, 5.71% agreed, 28.57% were neutral, 28.57% disagreed, and 31.43% strongly disagreed. Regarding the firmness of the English teacher in conveying rules and expectations from the learning module (question 5), 0% strongly agreed, 2.86% agreed, 17.14% were neutral, 31.43% disagreed, and 48.57% strongly disagreed. Regarding question 30, about not feeling confused with the instructions given by the English teacher according to the learning module, 0% strongly agreed, 5.71% agreed, 22.86% were neutral,

34.29% disagreed, and 37.14% strongly disagreed. For question 31, concerning whether clear communication from the English teacher about the learning module helped them learn better, 5.71% strongly agreed, 0% agreed, 25.71% were neutral, 25.71% disagreed, and 42.86% strongly disagreed. For question 32, regarding the English teacher respecting students while giving instructions or reprimands according to the learning module, 5.71% strongly agreed, 8.57% agreed, 14.29% were neutral, 28.57% disagreed, and 42.86% strongly disagreed.

To sum up, the data suggests that a significant portion of respondents perceived a lack of clear and firm communication from the English teacher in delivering the learning module, as evidenced by the high percentages of "disagree" and "strongly disagree" responses across all questions, with many items showing combined disagreement rates of over 60%.

e. Questionnaire Number 33-40

Table 4. 5 Respectful and Supportive Relationships

No	question	Strongly agree		agree		neutral		disagree		Strongly disagree	
1	The English teacher builds positive relationships with students through the learning module.	0	0%	1	2.86 %	4	11.4 3%	11	31.4 3%	19	54.2 9%
2	I feel respected by my English teacher in accordance with the principles in the learning module.	0	0%	0	0%	7	20%	11	31.4 3%	17	48.5 7%
3	The English teacher supports me if I experience difficulties according to the learning module.	2	5.71 %	0	0%	3	8.57 %	13	37.1 4%	17	48.5 7%
4	A good relationship with the English teacher according to the learning module helps me learn better.	3	8.57 %	2	5.71 %	5	14.2 9%	9	25.7 1%	16	45.7 1%
5	The English teacher listens to my complaints and suggestions related to the learning module.	1	2.86 %	0	0%	7	20%	16	45.7 1%	11	31.4 3%
6	I feel comfortable talking to the English teacher about my problems related to the learning module.	1	2.86 %	3	8.57 %	6	17.1 4%	11	31.4 3%	14	40%

7	The English teacher pays sufficient attention to all students in accordance with the learning module.	2	5.71 %	1	2.86 %	7	20%	10	28.57%	15	42.86%
8	The relationship between teachers and students in the English class according to the principles in the learning module is very good.	2	5.71 %	0	0%	10	28.57%	6	17.14%	17	48.57%

The table presents data from a survey that asked students about their perceptions of the relationships with their English teachers and the learning module used in the class.

According to the data, for question 33 regarding the English teacher building positive relationships with students through the learning module, 0% strongly agreed, 2.86% agreed, 11.43% were neutral, 31.43% disagreed, and 54.29% strongly disagreed. For question 34, about feeling respected by the English teacher according to the principles in the learning module, 0% strongly agreed, 0% agreed, 20% were neutral, 31.43% disagreed, and 48.57% strongly disagreed. Regarding question 35, concerning the English teacher's support when students experience difficulties according to the learning module, 5.71% strongly agreed, 0% agreed, 8.57% were neutral, 37.14% disagreed, and 48.57% strongly disagreed.

Regarding question 36, about whether a good relationship with the English teacher according to the learning module helps students learn better, 8.57% strongly agreed, 5.71% agreed, 14.29% were neutral, 25.71% disagreed, and 45.71% strongly disagreed. For question 37, concerning

whether the English teacher listens to students' complaints and suggestions related to the learning module, 2.86% strongly agreed, 0% agreed, 20% were neutral, 45.71% disagreed, and 31.43% strongly disagreed.

For question 38, regarding students feeling comfortable talking to the English teacher about problems related to the learning module, 2.86% strongly agreed, 8.57% agreed, 17.14% were neutral, 31.43% disagreed, and 40% strongly disagreed. Concerning question 39, about whether the English teacher pays sufficient attention to all students in accordance with the learning module, 5.71% strongly agreed, 2.86% agreed, 20% were neutral, 28.57% disagreed, and 42.86% strongly disagreed.

For question 40, regarding whether the relationship between teachers and students in the English class according to the principles in the learning module is very good, 5.71% strongly agreed, 0% agreed, 28.57% were neutral, 17.14% disagreed, and 48.57% strongly disagreed.

While there were some students who agreed or strongly agreed with the positive statements (with agreement levels ranging from 0% to 14.28% across items), the data suggests that a significant portion of students had concerns or disagreements regarding the teacher-student relationships and the implementation of the learning module in the English class. This is evidenced by the consistently high percentages of disagreement and strong disagreement, with combined disagreement rates frequently exceeding 70% across most items. For example, 85.72% of students either disagreed or strongly disagreed about the teacher building positive relationships, 80% disagreed or strongly disagreed about feeling respected, and 85.71% disagreed or strongly disagreed about teacher support during difficulties.

The research findings from the five tables provide valuable insights into the implementation of assertive discipline classroom management in the English learning module. Assertive discipline, as proposed by Canter and Canter (1976), emphasizes the importance of clear rules, consistent consequences, and positive teacher-student relationships to create an effective learning environment.

The first table, Table of Clarity of Rules and Expectations, reveals that a significant number of students disagreed with statements regarding the clarity, comprehension, specificity, visibility, and reminders of classroom rules in the English learning module. This finding suggests that the current module has not effectively communicated and implemented classroom rules, which is a crucial aspect of assertive discipline. As Canter and Canter (1976) emphasize, clear and well-defined rules are essential for students to understand expectations and maintain an orderly learning environment.

The second table, Table of Consistency in The Application of Rules, shows that most students agreed with the teacher's consistency in applying the rules stated in the learning module. Consistency in enforcing rules is another key principle of assertive discipline Canter & Canter (1976). However, some students expressed uncertainty or disagreement regarding the consequences of rule violations and the fairness of rule application, indicating areas for improvement.

The third table, Table of Positive and Negative Consequences, presents mixed views on the fairness and balance of rewards and consequences in the learning module. Assertive discipline emphasizes the use of positive reinforcement and consistent consequences to shape student behavior Canter & Canter (1976). The findings suggest that the current module may not

effectively implement these strategies, as a notable percentage of students disagreed that the consequences helped them learn from their mistakes or that the rewards and consequences were fair and balanced.

The fourth table, Table of Clear and Firm Communication, indicates that a significant portion of respondents perceived a lack of clear and firm communication from the English teacher in delivering the learning module. Clear and firm communication is essential in assertive discipline to convey expectations and maintain a positive classroom environment Canter & Canter (1976). The findings highlight the need for improvement in the teacher's communication skills and the delivery of the learning module.

The fifth table, Table of Respectful and Supportive Relationships, reveals that a significant number of students had concerns or disagreements regarding the teacher- student relationships and the implementation of the learning module in the English class. Positive teacher-student relationships are a cornerstone of assertive discipline, as they foster a supportive and respectful learning environment Canter & Canter (1976). The findings suggest that the current module and the teacher's approach may not effectively promote positive relationships, which can hinder student learning and engagement.

In review, the research findings indicate that the implementation of assertive discipline in the English learning module has several areas for improvement. To align with the principles of assertive discipline, the module should be revised to include clearer rules, more consistent consequences, and a greater emphasis on positive reinforcement. Additionally, the English teacher should focus on improving communication skills and building positive relationships with students. By addressing these issues, the learning module

can create a more effective and supportive learning environment that promotes student success.

B. The Result of Product Design

The study commenced with the establishment of clear goals for the module development process. Following this, a thorough examination of the current content in "Joyful English 1 Course Book," specifically Unit 3 titled "What Do You Like?" was undertaken to identify shortcomings and potential enhancements. The research then incorporated Assertive Discipline concepts into the module's structure, encompassing clear rule articulation, a well-balanced system of reinforcement, and efficient communication methods. This developmental phase also involved crafting a variety of engaging educational materials and evaluation instruments to gauge student comprehension.

The modules were first evaluated through interviews and surveys to collect information and opinions. This data was then used to modify and enhance the modules before their widespread implementation. This methodical process aimed to develop learning modules that would enhance students' English proficiency while fostering a more structured and nurturing classroom atmosphere. The approach aligned with Assertive Discipline principles and incorporated material from the "Joyful English 1 Course Book," specifically Unit 3: "What Do You Like?" Consequently, the integration of Assertive Discipline Classroom Management Theory into the design encompassed the following elements:

1. Define Learning Objectives

The main goal of this stage is to set up clear rules and create a positive learning atmosphere. It seeks to improve how classroom expectations are communicated and understood. The focus is on expressing these guidelines

clearly so students know exactly what's required of them. Using simple language and regularly reminding students of these rules helps prevent

- a. Clearly understand and articulate the expectations for expressing self-identity, others' identities, and personal hobbies in a respectful and responsible manner.
- b. Actively participate in classroom activities and tasks designed to help you explore and share your self-identity, others' identities, and hobbies with confidence and respect for individual differences.
- c. Provide constructive feedback and support to classmates when they express their identities and hobbies, fostering an environment of mutual understanding and appreciation.
- d. Demonstrate accountability and responsibility by preparing and presenting your self-identity, others' identities, and hobbies in an organized and meaningful way.
- e. Respond appropriately to positive reinforcement and constructive feedback from the teacher and peers, using it as an opportunity for personal growth and improvement.
- f. Contribute to maintaining a positive and conducive learning environment by adhering to classroom expectations and logical consequences, ensuring a safe and respectful space for self-expression.

2. Defining Key Aspect of Assertive Discipline

In crafting the modules, several crucial elements are emphasized to ensure the objectives are effectively implemented:

- a. **Transparent Guidelines:** Design modules with clear, visible rules that are regularly reinforced.
- b. **Uniform Enforcement:** Provide teachers with guidelines and examples for consistent rule and consequence application.
- c. **Balanced Incentives:** Establish a system that combines rewards for good behavior with appropriate consequences for rule-breaking.
- d. **Effective Interaction:** Stress clear and assertive communication methods in the modules.
- e. **Positive Connections:** Incorporate tactics to cultivate respectful and supportive teacher-student relationships.

The following presents the outcomes of incorporating Assertive Discipline Principles into Unit 3:

Class Rules and Responsibilities:

1. Respect yourself, your classmates, and your teacher at all times.
2. Follow all directions the first time they are given.
3. Raise your hand and wait to be called on before speaking.
4. Be on time and prepared with all required materials.

3. Design Instructional Content

When creating educational material, various components are taken into account to ensure effective learning:

- a. **Factual Content:** Develop well-organized, clear informational texts that align with Assertive Discipline concepts.
- b. **Creative Writing:** Produce captivating fictional content that includes scenarios about rules and their consequences.
- c. **Argumentative Pieces:** Incorporate persuasive writing to demonstrate positive behavior reinforcement and explain the reasoning behind consequences.
- d. **Graphic and Participatory Elements:** Employ visual aids and interactive features to make rules and expectations more appealing and easy to remember.

C. The Result of Development

The development outcome provides a structured overview of the unit's organization, beginning with its cover. This includes clearly defined rules, responsibilities, learning objectives, and instructional guidelines for all components within the unit.

1. Unit Cover

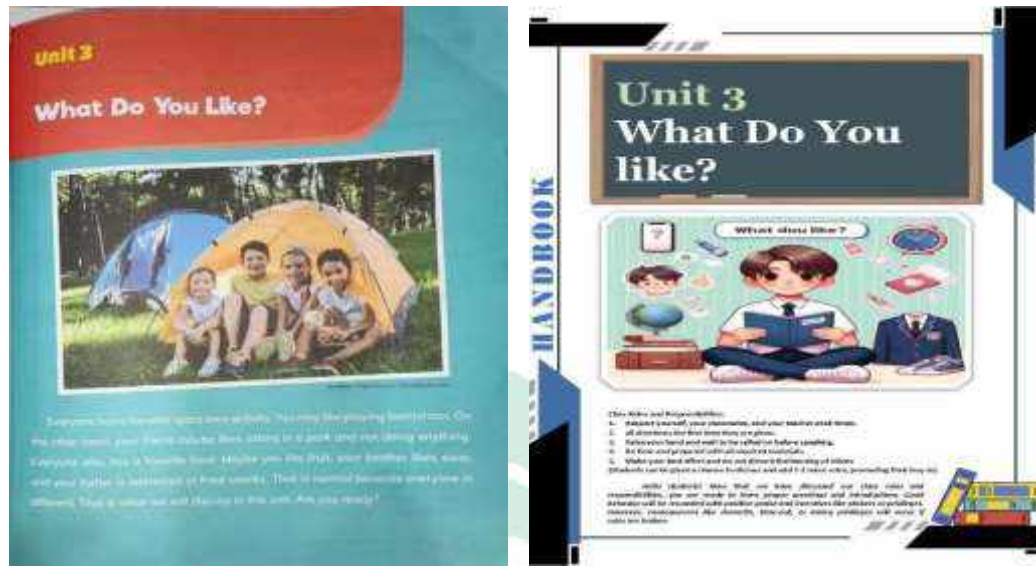


Figure 4. 1 Unit Cover

The figures above depict the conditions before and after the module development phases, incorporating the principles of Assertive Discipline Classroom Management, with a particular focus on clear rules and responsibilities.

2. Learning objectives and trigger questions

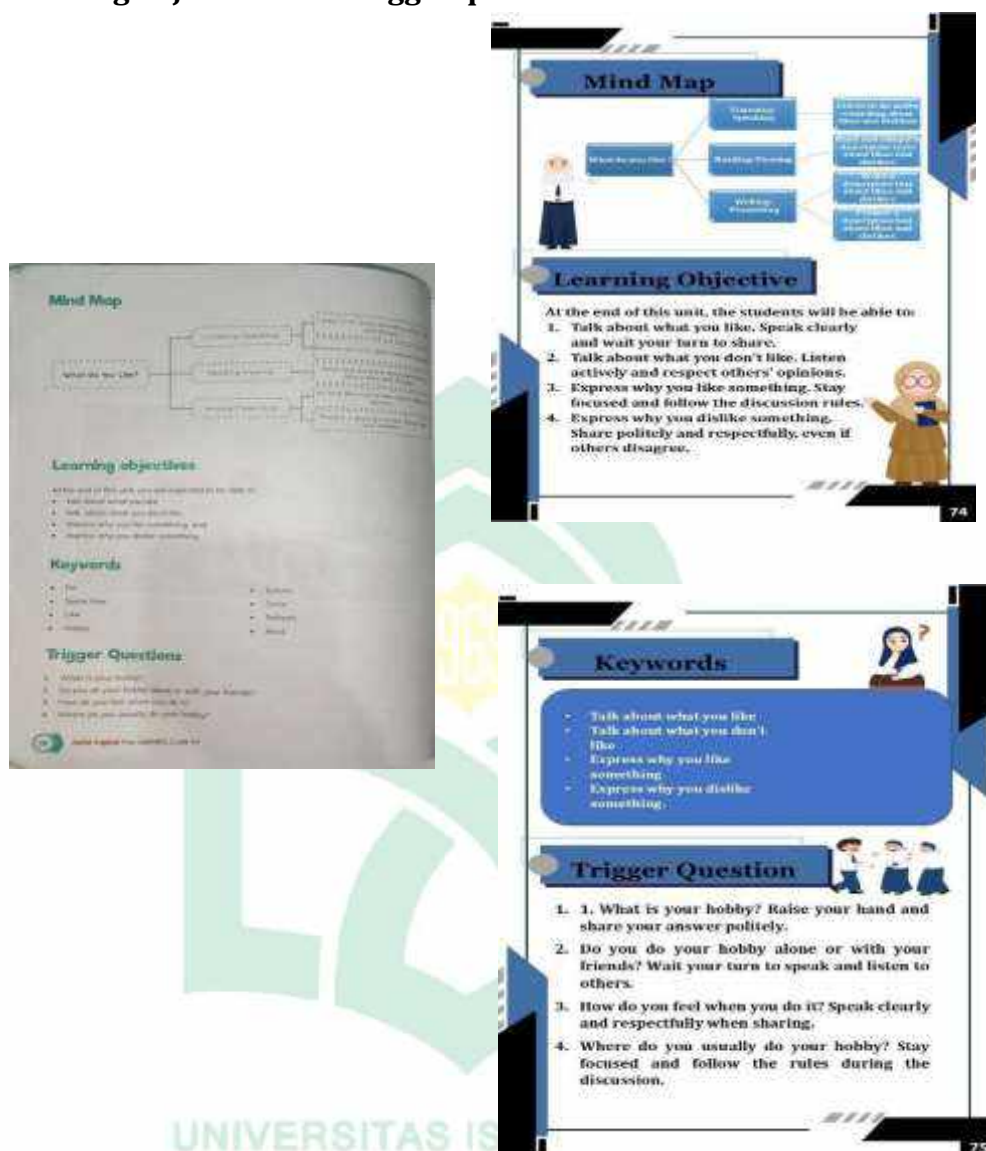


Figure 4. 2 Learning objectives and trigger questions

The diagram presented compares the conditions before and after the module development process. It highlights two key aspects: the learning objectives and the unit's trigger question. These elements have been updated to incorporate the principles of Assertive Discipline Classroom Management.

3. The Content of the Module

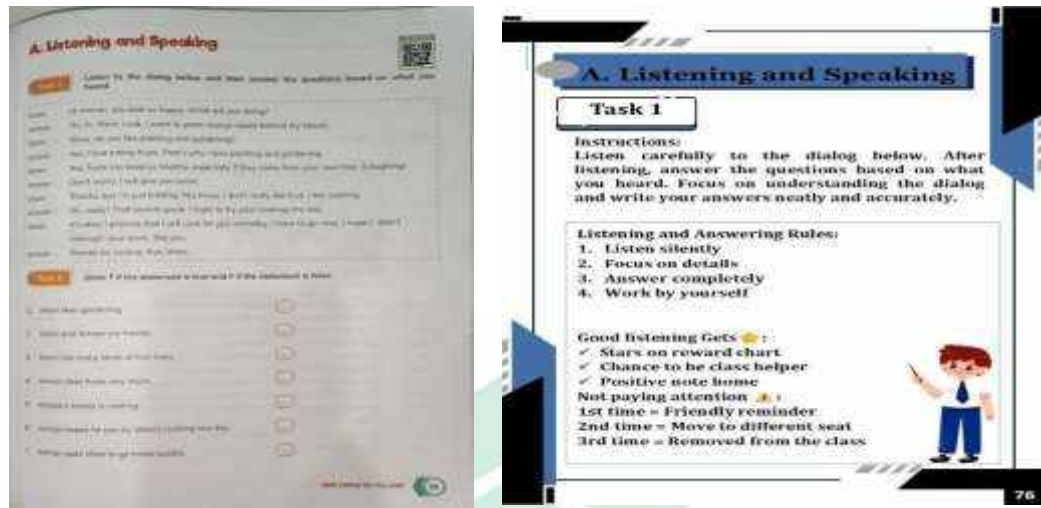


Figure 4. 3 Listening and Speaking

The images showcase the conditions prior to and following the execution of module development stages, focusing on Listening and Speaking aspects in the context of classroom administration. These stages highlight the importance of setting clear rules and expectations for successful interaction.

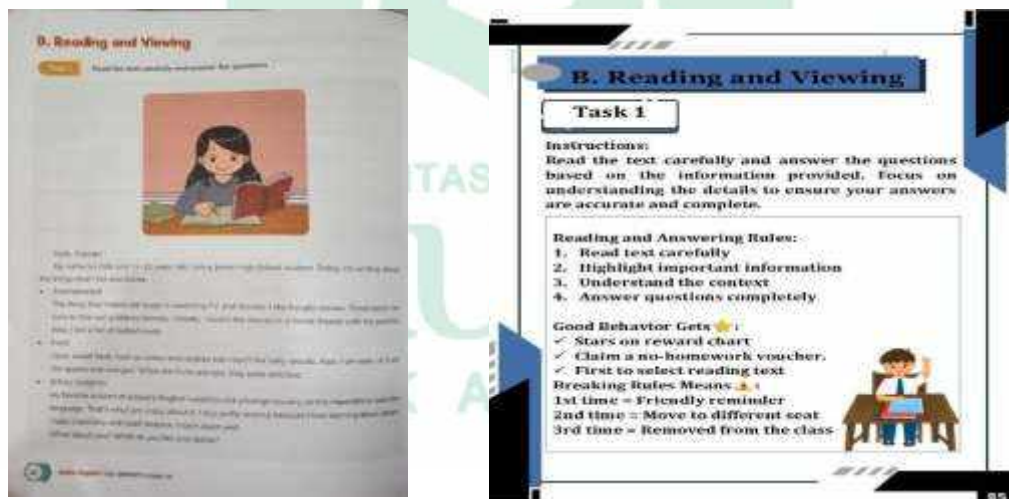


Figure 4. 4 Reading and Viewing

The images show classroom situations before and after implementing a module focused on Reading and Viewing. These depictions emphasize how classroom management strategies were adapted to support the development of reading comprehension and visual literacy. The contrast between the stages demonstrates the introduction of specific rules and student duties designed to improve these key skills.

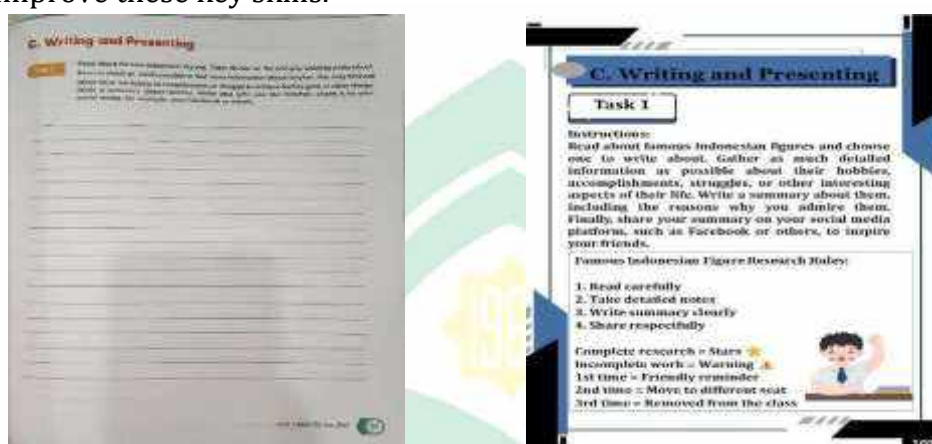


Figure 4.5 Writing and Presenting

The illustrations contrast classroom settings prior to and following the introduction of a Reading and Viewing module. They highlight the evolution of classroom management techniques to foster better reading comprehension and visual interpretation abilities. By comparing the two stages, the images reveal how targeted guidelines and student responsibilities were established to enhance these crucial competencies.




Figure 4. 6 Evaluation

The illustrations showcase the changes that take place as a module on Writing and Presentation is implemented within classroom management. The depictions highlight how specific guidelines and student roles are introduced to improve skills in written communication and oral delivery.

D. The Result of Validation Checklist

Following multiple revisions of the textbook, the researcher is now able to present the findings from the validation process. The evaluation criteria used in the validation instrument are based on the textbook feasibility standards set by BNSP. These standards assess four key areas: content quality, presentation effectiveness, language appropriateness, and graphic design suitability.

1. Content Feasibility

Table 4. 6Conten Feasibility

No.	Statement	Given Score		Mean Score Scale	Result
		Validator 1	Validator 2		
1.	The materials are in accordance with Learning Goals Phase D of English lessons in Junior High School.	5	5	5	Very valid
2.	The materials are in accordance with the learning indicators.	5	5	5	Very valid
3.	The material interactively and participatively represents the Merdeka Curriculum.	5	5	5	Very valid
4.	Input for reading (the text) in the materials is related to the topic of the unit.	5	5	5	Very valid
5.	Input for listening (the video/audio) in the materials is related to the topic of the unit.	5	5	5	Very valid
6.	Input for speaking (monologue/dialogue) in the materials is related to the topic of the unit.	5	5	5	Very valid
7.	Input for writing in the materials is related to the topic of the unit.	5	5	5	Very valid
8.	Vocabulary in the materials is related to the topic of the unit.	5	5	5	Very valid
9.	Language function in the materials is related to the topic.	5	5	5	Very valid
10.	Activity for reading in the materials is related to the learning indicators of the unit.	5	5	5	Very valid
11.	Activity for listening in the materials is related to the learning indicators.	5	5	5	Very valid

12.	Activity for speaking in the materials is related to the learning indicators.	5	5	5	Very valid
13.	Activity for writing in the materials is related to the learning indicators.	5	5	5	Very valid
14.	Activity in learning vocabulary is related to the learning indicators.	5	5	5	Very valid
15.	Activity in learning grammar is related to the learning indicators.	4	5	4.5	Very valid
16.	Activity in learning pronunciation is related to the learning indicators.	4	5	4.5	Very valid
17.	The materials can encourage the students to explore more about the topic in their daily lives.	5	5	5	Very valid
18.	The texts are directed in developing students' communication abilities in order to achieve social functions.	5	5	5	Very valid
19.	The sources of materials are acceptable.	5	5	5	Very valid
20.	The materials can lead the students to develop their personal, social, and academic-related to their English proficiency.	5	5	5	Very valid
21.	The unit is integrated with the principles of assertive discipline classroom management in appropriate form.	5	5	5	Very valid
Average Score: 4.95 = very valid					

The table evaluates the content of the textbook across 21 criteria. Two validators scored each criterion on a scale of 1-5. The results show that most criteria received the highest possible score of 5 from both validators, with only a few receiving 4.5. The average score is 4.95, which is interpreted as "very valid" according to the scale. This indicates that the content of the textbook is

highly aligned with learning goals, curriculum requirements, and topic relevance.

2. Presentation Feasibility

Table 4. 7Presentation Feasibility

No.	Statement	Given Score		Mean Score Scale	Result
		Validator 1	Validator 2		
1.	The materials presentation includes the cover of textbook, preface, book map, table of content, and identity of the writer.	4	5	4.5	Very valid
2.	The presentation of materials clearly divides the opening (cover and unit mind map), main (material unit and task), and closing parts of the textbook (summary and reflection).	5	5	5	Very valid
3.	The materials interactively and participatively build interaction in English between students, students and teachers, and students and the wider environment.	5	5	5	Very valid
4.	The materials can encourage the students to do various communicative tasks creatively and critically.	5	5	5	Very valid
5.	The materials and activity presentation encourage students to be responsible for their own learning.	5	5	5	Very valid
6.	The materials encourage the students to recognize their success and inadequacy in the learning process.	4	5	4.5	Very valid
7.	The learning settings are related to need analysis.	4	5	4.5	Very valid
Average Score: 4.79 = very valid					

The table assesses the presentation of the textbook across 7 criteria. The scores range from 4.5 to 5, with an average score of 4.79, which is considered "very valid". This suggests that the textbook's structure, interaction promotion, and learning encouragement are well-designed and effective.

3. Language feasibility

Table 4. 8 Language feasibility

No.	Statement	Given Score		Mean Score Scale	Result
		Validator 1	Validator 2		
1.	The language in input, task, and instruction is clear and understandable.	5	5	5	Very valid
2.	The language in input, task, and instruction is interactive and communicative.	5	5	5	Very valid
3.	The language used in input, task, and instruction is suitable for students' cognitive development levels.	5	5	5	Very valid
4.	The language in input, task, and instruction is appropriate in the aspect of grammar, spelling, and punctuation.	4	5	4.5	Very valid
5.	The language in the materials is holistically cohesive and coherence.	4	5	4.5	Very valid
Average Score: 4.8 = very valid					

The language used in the textbook is evaluated across 5 criteria. Scores range from 4.5 to 5, with an average of 4.8, interpreted as "very valid". This indicates that the language used is clear, appropriate for the students' level, and generally correct in terms of grammar and usage.

4. Graphic Feasibility

Table 4. 9Graphic Feasibility

No.	Statement	Given Score		Mean Score Scale	Result
		Validator 1	Validator 2		
1.	The materials are printed using ISO standard size (A4, A5, or B5).	5	5	5	Very valid
2.	The settings of the cover, unit title, sub-unit title, illustration, picture explanation, and page number are proportional and do not disturb the students during the learning process.	5	5	5	Very valid
3.	The use of letter/character variation (bold, italic, capital) is appropriate and do not too various in type and colour.	5	5	5	Very valid
4.	The illustrations (picture, graphic, table, etc.) are aesthetic and functional.	4	5	4.5	Very valid
5.	The colour of the book holistically and in each unit are proportional and do not disturb the students during the learning process.	4	5	4.5	Very valid
6.	The whole design of the module is holistically interesting.	5	5	5	Very valid
Average Score: 4.83 = very valid					

The table examines the visual and design aspects of the textbook across 6 criteria. Scores range from 4.5 to 5, with an average of 4.83, considered "very valid". This suggests that the textbook's physical design, layout, and visual elements are well-executed and appropriate for learning purposes.

5. Validators' Suggestions on The Developed Handbook

Table 4. 10Validators' Suggestions on The Developed Handbook

No.	Validator	Suggestion
1	Validator 1	Varying the font based on each purpose such as; title, sub-title, objectives, instruction, reading passages, exercise questions The color should be consistent for each chapter and can be recognized when printed black and white
2	Validator 2	There should be an improvement of the design cover of the textbook to attract people The sentences in the textbook should be written grammatically either in the aspect of word choice, grammar, and punctuation.

The table presents specific suggestions from the two validators for improving the textbook. Validator 1 recommends varying font styles for different textbook elements and ensuring color consistency. Validator 2 suggests improving the cover design and enhancing the grammatical accuracy of the text throughout the book.

Therefore, the English handbook "*What Do You Like?*" has been validated with highly positive results across all key areas: content, presentation, language, and graphics. The detailed assessment by two experienced validators, who rated the handbook as "excellent" or "very valid" in nearly all criteria, confirms its strong alignment with the Learning Goals Phase D of English lessons for Junior High School and the Merdeka Curriculum. This high level of approval indicates the handbook's effectiveness and potential as an engaging educational tool for students at SMP Laniang Makassar. The validators' suggestions for visual and linguistic enhancements, such as improving readability, ensuring consistent color schemes, enhancing the cover design, and maintaining grammatical accuracy, further underscore the handbook's quality and provide a pathway for even greater refinement.

Overall, the handbook's comprehensive approach and high standards ensure it delivers a well- rounded and enriching learning experience.

E. *Research Limitation*

This research focused on the Analysis, Design, and Development phases of the ADDIE model, which provided a structured approach to creating the English teaching handbook. The Analysis phase involved a thorough examination of learner needs, curriculum requirements, and existing classroom management practices. In the Design phase, the researcher outlined the handbook's structure, content, and learning objectives based on assertive discipline principles. The Development phase culminated in the creation of a comprehensive handbook, incorporating evidence-based strategies and culturally relevant materials. While the Implementation and Evaluation phases were not conducted due to time and cost constraints, the rigorous execution of the initial three phases ensured a solid foundation for the handbook's potential effectiveness in improving classroom management and English language instruction for seventh-grade students at SMP Laniang.

CHAPTER V

CONCLUSION

A. Conclusion

The English handbook "WHAT DO YOU LIKE?" has undergone a thorough validation process with highly favorable outcomes. Two expert evaluators assessed the handbook using a detailed checklist, focusing on four main areas: content, presentation, language, and graphics. In almost all criteria, the handbook received top ratings of "excellent" or "very valid."

This strong endorsement from education specialists indicates that the textbook aligns well with the Learning Goals Phase D for Junior High School English lessons and effectively represents the Merdeka Curriculum. The handbook's ability to meet these rigorous criteria suggests it could serve as an effective and engaging learning resource for students at SMP Laniang Makassar.

The handbook received high praise overall, but evaluators offered constructive feedback for enhancements. Their suggestions mainly targeted visual presentation and language precision. They recommended diversifying typefaces to boost readability and establish a clear visual structure. Maintaining color consistency, with schemes that translate well to grayscale printing, was another key point. Evaluators stressed the need for an attractive cover to captivate students from the start. They also emphasized refining grammar throughout, recognizing the crucial importance of flawless language in educational content, particularly for a language learning resource.

The handbook's excellence is evident from its high ratings in all feasibility categories. The content skillfully combines all language abilities -

reading, listening, speaking, and writing - while effectively aligning them with unit themes and learning objectives. Evaluators commended the handbook's layout for its clear organization and its capacity to encourage interactive, participatory learning. The language used was found to be suitable for students' cognitive levels and effectively communicative. Visually, the handbook adhered to standards, featuring graphics that enhance rather than interfere with learning. This comprehensive approach to handbook design ensures an all-encompassing and captivating educational experience for students.

The validation outcomes strongly endorse the handbook's effectiveness and suitability for use at SMP Laniang Makassar. High marks across all assessment areas show that the handbook meets expert standards and aligns well with current curriculum needs. Despite some room for minor tweaks, as noted by evaluators, the handbook's overall quality is clear. Going forward, incorporating the suggested improvements will boost the handbook's impact. This evaluation has both confirmed the handbook's worth and offered useful insights for future educational resource development.

B. Recommendation

To boost the handbook's impact, adopting the evaluators' advice on visual design and language precision is advised. This includes diversifying typefaces to distinguish between various content elements like headings, subheadings, goals, directions, texts, and exercises. Such changes will enhance readability and content navigation for students. The color palette should also be adjusted for chapter-to-chapter consistency and clarity in grayscale printing. These visual upgrades will improve both the handbook's aesthetics and its effectiveness as an educational resource. Additionally, a comprehensive

edit of the handbook's grammar, vocabulary, and punctuation is recommended to ensure flawless language throughout.

Despite the handbook's high marks for content and presentation, there's room to enhance its interactive and participatory aspects. Consider adding more activities that promote teamwork, critical analysis, and practical language use. Options include collaborative projects, simulations, or real-life problem-solving tasks. Also, think about adding digital elements or online supplements to enrich the learning experience and accommodate various learning preferences. These enhancements would better align the handbook with the Merdeka Curriculum's focus on interactive, participatory learning, potentially boosting student involvement and achievement.

To maintain the handbook's effectiveness over time, implement a system for continuous assessment and refinement. This could include testing the handbook in select classes and collecting input from educators and students. Plan regular reviews and updates to keep content fresh and in line with changing education standards. Consider creating a companion guide for teachers, offering extra resources, instructional methods, and evaluation tools. This would help teachers fully utilize the handbook in their classes. Finally, look into adapting the handbook's successful features to develop materials for different grades or subjects, broadening the research's impact beyond its original focus.

C. Research Implication

This research holds important implications for English language instruction at SMP Laniang. The handbook created offers teachers practical strategies for applying assertive discipline in classroom management, which could boost student engagement and improve learning outcomes. Additionally,

it presents a model for combining classroom management techniques with language teaching, making it adaptable for other grade levels or subjects. This resource has the potential to enhance teaching practices and foster a more positive learning environment.



BIBLIOGRAPHY

- Aldoonan, N. (2018). ADDIE model. *American International Journal of Contemporary Research*, 8(2), 68-72.
- Alqahtani, S. M. A. (2018). EFL learners' awareness of the role of English teaching materials in enhancing student academic achievement. *International Journal of English and Education*, 7(3), 70-83.
- Amaranti, A. D., & Akmal, S. (2021). Integration of Character Education Models and Active Learning Strategies: A Literature Review. *Indonesian Journal of Curriculum and Educational Technology Studies*, 9(2), 92-101.
- Ambelia, R., Muhaimin, A., & Sucierawati, T. (2023). The application of the discipline of santri begins from an early age through the transformation of discipline values in tsanawiyah. *El-Tarbawi*, 16(1), 86-97.
- Akram, M. (2018). Evaluation of instructional design models for designing multimedia-based learning. *NATP Journal*, 4(1), 1-15.
- Arigin, Z. (2017). Kriteria instrumen dalam suatu penelitian. *Jurnal THEOREMS (The Original Research of Mathematics)*, 2(1), 28-36.
- Asra, S., Husna, F., Fadlia, F., & Bania, A. S. (2022). The role of teaching materials in influencing students' self-efficacy and learning engagement. *Jurnal Basicedu*, 6(1), 92-100.
- Asri, Z. D. R., & Iskandar, N. M. (2017). Pengembangan multimedia interaktif membaca menulis dasar berpendekatan terpadu untuk peserta didik kelas 1 sekolah dasar. *Jurnal Teknologi Pendidikan*, 19(1), 23-35.
- Atmowardoyo, H. (2018). Research methods in TEFL studies: Descriptive research, case study, error analysis, and R & D. *Journal of Language Teaching and Research*, 9(1), 197-204.

- Aziz, R., Wahyuni, E. N., Muhammad, N. H., Ridho, A. A., & Salam, M. F. (2022). Developing Model of Character Education Through Student's Discipline Based on Multigrade Mathematics Teaching Materials. *Journal of Educational Sciences*, 6(2), 386-396.
- Bali, M. M. E. I., & Musrifah, M. (2020). The Importance of Teaching Discipline toward Student's Character Building. *Sys Rev Pharm*, 11(10), 508-518.
- Bebang, M., Agustang, A., & Samad, S. (2021). The application of student discipline with positive punishment patterns at SMP Laniang. *Al-Bayan*, 29(1), 105-128.
- Bin Tahir, S. Z. (2015). Multilingual teaching and learning at Muhammadiyah Universities in Indonesia. In *Multilingual Education in the 21st Century: Leading Through Understanding*.
- Borg, W. R., & Gall, M. D. (1983). *Educational research: An introduction* (4th ed.). New York: Longman Publishing.
- Branch, R. M. (2009). *Instructional design: The ADDIE approach*. New York: Springer.
- Canter, L. (2007). *Assertive discipline workbook: Grades 6-12*. Los Angeles: Solution Tree Press.
- Canter, L., & Canter, M. (2001). *Assertive discipline: Positive behavior management for today's classroom*. New York: Lee Canter Associates.
- Cheung, L. (2016). Using the ADDIE process model in designing a course in instructional design. 7th International Conference on ICTD: Institute of Electrical and Electronics Engineers (IEEE).
- Fortaleza, J. L., Andang, R. O., & Lubon, C. K. (2023). An addie-based multimedia instructional material in logical operations of computer numbering

- systems for grade 10 learners. *Journal of Arts, Culture and Traditions (ANNCATEL)*, 7(1), 213-224.
- Goss, M., & Thorne, S. (2022). The impact of assertive discipline on elementary teacher candidates and their students' academic achievement. *European Journal of Educational Research*, 11(2), 991-1006.
- Ghufrana, A. A., & Najar, A. H. (2020). The application of ADDIE Model for designing a modern EFL textbook. *International Journal of Humanities and Education Development (IJHED)*, 2(7), 1-7.
- Harmer, J. (2014). *The practice of English language teaching* (5th ed.). Harlow: Pearson Education Limited.
- Jagaba, M. M. (2020). An assessment of the causes, effects and solutions to students' indiscipline in Nigerian universities. *Journal of Research in Curriculum and Teaching*, 4(1), 51-65.
- Khadair, N., Rashidin, A., Mishra, S. R., & Abdullah, M. S. (2020). Applying ADDIE model for developing online computer application tutorial. *Journal of Critical Reviews*, 7(8), 691-696.
- Kurt, S. (2018). ADDIE instructional design model: Historical and current overview. *Educational Technology Magazine: The Magazine for Managers of Change in Education*, 12(3), 44-53
- Major, S. O., Gaspar, M. F., Palos, A. C., & Pereira, M. D. (2024). *The Assertive Discipline Model: A Comprehensive Approach to Classroom Management*. Routledge.
- Marzano, R. J. (2003). *What works in schools: Translating research into action*. Alexandria, VA: ASCD.
- Mather, N., & Hulme, R. (2019). *Assertive discipline: Classroom management techniques for teachers*. Sydney: Wilkins Publishers.

- Miles, M., Huberman, A. M., & Saldana, J. (2014). *Qualitative data analysis: A methods sourcebook* (3rd ed.). Thousand Oaks, CA: SAGE Publications.
- Mohajan, H. K. (2018). Qualitative research methodology in social sciences and related subjects. *Journal of Economic Development, Environment and People*, 7(1), 23-48.
- Munawar, M., & Nisfah, N. L. (2020). Implementation of Assertive Discipline Models in Increasing Students' Interest in Learning PAI Lessons. *Attadyun Journal of Islamic Education*, 1(2), 158-174.
- Noor, N. A. M., Saim, N. M., Alias, R., & Rosli, S. H. (2020). Student discipline problems in secondary schools in Malaysia and the way forward. *Universal Journal of Educational Research*, 8(11C), 37-45.
- Nurhayati, N., Suwindringtyas, R., & Setyawan, D. (2020). Development of Computer-Based Mathematics Learning Media using Macromedia Flash on Function Material for Grade XI Students. *Al-Jabar: Jurnal Pendidikan Matematika*, 11(2), 215-224
- Nurlaelah, N., & Subaedah, S. (2023). The Development of Exercise in English Textbook with Assertive Discipline Application for Elementary School Students. *PROJECT (Professional Journal of English Education)*, 6(1), 67-77
- Perdani, Y. D. (2021). Development of web-based learning media for teaching narrative text. *Language-Edu: Journal of English Teaching and Learning*, 6(1), 55-69
- Penelitian, P., & Bidang, K. A. (2018). Research and development (R&D): Definition, objectives, and types. *Research Gate*.
- Prabowo, C. A., & Wibawanto, H. (2018). Developing Mathematics Mobile Learning with ADDIE Model and leveraging on Android APP towards

Professional Teacher Development. Jurnal Pendidikan Teknologi dan Kejuruan, 24(2), 183-195.

PRATIWI, T. S., Candra, M., & Nopita, D. (2023). The Importance Of Safety And Health. International Journal of Engineering Materials and Manufacturing (IJEMM), 8(2),



APPENDICES

A. QUESTIONNAIRE

Kuesioner Siswa

Integrasi Assertive Discipline dalam Modul Belajar Bahasa Inggris

Petunjuk:

Bacalah setiap pernyataan di bawah ini dengan seksama. Beri tanda centang (✓) pada kolom yang sesuai dengan pendapat Anda tentang pernyataan tersebut.

Kejelasan Aturan dan Harapan

No.	Pernyataan	Sangat Setuju	Setuju	Netral	Tidak Setuju	Sangat Tidak Setuju
1	Modul belajar Bahasa Inggris mencakup aturan kelas yang jelas.	<input type="checkbox"/>	<input type="checkbox"/>	<input type="checkbox"/>	<input type="checkbox"/>	<input type="checkbox"/>
2	Aturan kelas dalam modul belajar Bahasa Inggris mudah dipahami oleh semua siswa.	<input type="checkbox"/>	<input type="checkbox"/>	<input type="checkbox"/>	<input type="checkbox"/>	<input type="checkbox"/>
3	Aturan kelas dalam modul belajar Bahasa Inggris spesifik dan rinci.	<input type="checkbox"/>	<input type="checkbox"/>	<input type="checkbox"/>	<input type="checkbox"/>	<input type="checkbox"/>
4	Aturan kelas ditampilkan di tempat yang terlihat di kelas Bahasa Inggris.	<input type="checkbox"/>	<input type="checkbox"/>	<input type="checkbox"/>	<input type="checkbox"/>	<input type="checkbox"/>

5	Saya selalu diingatkan tentang aturan kelas melalui modul belajar Bahasa Inggris.	<input type="checkbox"/>	<input type="checkbox"/>	<input type="checkbox"/>	<input type="checkbox"/>	<input type="checkbox"/>
6	Guru Bahasa Inggris menjelaskan aturan kelas yang ada dalam modul pada awal tahun ajaran.	<input type="checkbox"/>	<input type="checkbox"/>	<input type="checkbox"/>	<input type="checkbox"/>	<input type="checkbox"/>
7	Saya merasa tahu apa yang diharapkan dari saya di kelas Bahasa Inggris berkat modul belajar.	<input type="checkbox"/>	<input type="checkbox"/>	<input type="checkbox"/>	<input type="checkbox"/>	<input type="checkbox"/>
8	Aturan kelas dalam modul belajar membantu menciptakan lingkungan belajar yang teratur.	<input type="checkbox"/>	<input type="checkbox"/>	<input type="checkbox"/>	<input type="checkbox"/>	<input type="checkbox"/>

Konsistensi Dalam Menerapkan Aturan

No.	Pernyataan	Sangat Setuju	Setuju	Netral	Tidak Setuju	Sangat Tidak Setuju
9	Guru Bahasa Inggris konsisten dalam menerapkan aturan yang tercantum dalam modul belajar.	<input type="checkbox"/>	<input type="checkbox"/>	<input type="checkbox"/>	<input type="checkbox"/>	<input type="checkbox"/>
10	Setiap pelanggaran aturan di kelas Bahasa Inggris ditangani dengan cara yang sama seperti	<input type="checkbox"/>	<input type="checkbox"/>	<input type="checkbox"/>	<input type="checkbox"/>	<input type="checkbox"/>

	yang tertulis dalam modul belajar.					
11	Saya merasa bahwa penerapan aturan di kelas Bahasa Inggris adil.	<input type="checkbox"/>	<input type="checkbox"/>	<input type="checkbox"/>	<input type="checkbox"/>	<input type="checkbox"/>
12	Guru Bahasa Inggris tidak membedakan siswa dalam menerapkan aturan dari modul belajar.	<input type="checkbox"/>	<input type="checkbox"/>	<input type="checkbox"/>	<input type="checkbox"/>	<input type="checkbox"/>
13	Saya tahu konsekuensi yang akan saya terima jika melanggar aturan kelas sesuai modul belajar.	<input type="checkbox"/>	<input type="checkbox"/>	<input type="checkbox"/>	<input type="checkbox"/>	<input type="checkbox"/>
14	Guru Bahasa Inggris selalu mengikuti kebijakan dalam modul belajar saat menegakkan aturan.	<input type="checkbox"/>	<input type="checkbox"/>	<input type="checkbox"/>	<input type="checkbox"/>	<input type="checkbox"/>
15	Penerapan aturan dalam modul belajar membantu menjaga ketertiban di kelas Bahasa Inggris.	<input type="checkbox"/>	<input type="checkbox"/>	<input type="checkbox"/>	<input type="checkbox"/>	<input type="checkbox"/>
16	Saya merasa lebih disiplin dengan adanya penerapan aturan yang konsisten dalam modul belajar Bahasa Inggris.	<input type="checkbox"/>	<input type="checkbox"/>	<input type="checkbox"/>	<input type="checkbox"/>	<input type="checkbox"/>

Konsistensi Positif dan Negatif

No.	Pernyataan	Sangat Setuju	Setuju	Netral	Tidak Setuju	Sangat Tidak Setuju
17	Modul belajar Bahasa Inggris mencakup penghargaan untuk perilaku baik.	<input type="checkbox"/>	<input type="checkbox"/>	<input type="checkbox"/>	<input type="checkbox"/>	<input type="checkbox"/>
18	Saya merasa dihargai saat berperilaku baik di kelas Bahasa Inggris sesuai modul belajar.	<input type="checkbox"/>	<input type="checkbox"/>	<input type="checkbox"/>	<input type="checkbox"/>	<input type="checkbox"/>
19	Penghargaan yang dijelaskan dalam modul belajar memotivasi saya untuk berperilaku baik.	<input type="checkbox"/>	<input type="checkbox"/>	<input type="checkbox"/>	<input type="checkbox"/>	<input type="checkbox"/>
20	Guru Bahasa Inggris memberikan pujian untuk pekerjaan yang baik sesuai dengan modul belajar.	<input type="checkbox"/>	<input type="checkbox"/>	<input type="checkbox"/>	<input type="checkbox"/>	<input type="checkbox"/>
21	Konsekuensi negatif dalam modul belajar diberikan dengan adil di kelas Bahasa Inggris.	<input type="checkbox"/>	<input type="checkbox"/>	<input type="checkbox"/>	<input type="checkbox"/>	<input type="checkbox"/>
22	Saya tahu jenis konsekuensi yang akan saya terima jika melanggar aturan sesuai modul belajar.	<input type="checkbox"/>	<input type="checkbox"/>	<input type="checkbox"/>	<input type="checkbox"/>	<input type="checkbox"/>
23	Konsekuensi negatif yang dijelaskan dalam modul belajar	<input type="checkbox"/>	<input type="checkbox"/>	<input type="checkbox"/>	<input type="checkbox"/>	<input type="checkbox"/>

	membantu saya belajar dari kesalahan.					
24	Penghargaan dan konsekuensi yang ada dalam modul belajar adil dan seimbang.	<input type="checkbox"/>	<input type="checkbox"/>	<input type="checkbox"/>	<input type="checkbox"/>	<input type="checkbox"/>

Komunikasi Yang Jelas dan Tepat

No.	Pernyataan	Sangat Setuju	Setuju	Netral	Tidak Setuju	Sangat Tidak Setuju
25	Guru Bahasa Inggris menyampaikan harapan yang ada dalam modul belajar dengan cara yang jelas.	<input type="checkbox"/>	<input type="checkbox"/>	<input type="checkbox"/>	<input type="checkbox"/>	<input type="checkbox"/>
26	Guru Bahasa Inggris menyampaikan konsekuensi yang ada dalam modul belajar dengan cara yang jelas.	<input type="checkbox"/>	<input type="checkbox"/>	<input type="checkbox"/>	<input type="checkbox"/>	<input type="checkbox"/>
27	Guru Bahasa Inggris menggunakan bahasa tubuh yang sesuai saat berkomunikasi tentang modul belajar.	<input type="checkbox"/>	<input type="checkbox"/>	<input type="checkbox"/>	<input type="checkbox"/>	<input type="checkbox"/>
28	Nada suara guru Bahasa Inggris membantu saya memahami instruksi dalam modul belajar.	<input type="checkbox"/>	<input type="checkbox"/>	<input type="checkbox"/>	<input type="checkbox"/>	<input type="checkbox"/>
29	Guru Bahasa Inggris tegas dalam menyampaikan aturan	<input type="checkbox"/>	<input type="checkbox"/>	<input type="checkbox"/>	<input type="checkbox"/>	<input type="checkbox"/>

	dan harapan yang ada dalam modul belajar.					
30	Saya merasa tidak bingung dengan instruksi yang diberikan oleh guru Bahasa Inggris sesuai modul belajar.	<input type="checkbox"/>	<input type="checkbox"/>	<input type="checkbox"/>	<input type="checkbox"/>	<input type="checkbox"/>
31	Komunikasi yang jelas dari guru Bahasa Inggris tentang modul belajar membantu saya belajar lebih baik.	<input type="checkbox"/>	<input type="checkbox"/>	<input type="checkbox"/>	<input type="checkbox"/>	<input type="checkbox"/>
32	Guru Bahasa Inggris menghormati siswa saat memberikan instruksi atau teguran sesuai modul belajar.	<input type="checkbox"/>	<input type="checkbox"/>	<input type="checkbox"/>	<input type="checkbox"/>	<input type="checkbox"/>

Hubungan Yang Menghormati dan mendukung

No.	Pernyataan	Sangat Setuju	Setuju	Netral	Tidak Setuju	Sangat Tidak Setuju
33	Guru Bahasa Inggris membangun hubungan yang positif dengan siswa melalui modul belajar.	<input type="checkbox"/>	<input type="checkbox"/>	<input type="checkbox"/>	<input type="checkbox"/>	<input type="checkbox"/>
34	Saya merasa dihormati oleh guru Bahasa Inggris saya sesuai dengan prinsip dalam modul belajar.	<input type="checkbox"/>	<input type="checkbox"/>	<input type="checkbox"/>	<input type="checkbox"/>	<input type="checkbox"/>

35	Guru Bahasa Inggris mendukung saya jika saya mengalami kesulitan sesuai modul belajar.	<input type="checkbox"/>	<input type="checkbox"/>	<input type="checkbox"/>	<input type="checkbox"/>	<input type="checkbox"/>
36	Hubungan yang baik dengan guru Bahasa Inggris sesuai modul belajar membantu saya belajar lebih baik.	<input type="checkbox"/>	<input type="checkbox"/>	<input type="checkbox"/>	<input type="checkbox"/>	<input type="checkbox"/>
37	Guru Bahasa Inggris mendengarkan keluhan dan saran saya yang terkait dengan modul belajar.	<input type="checkbox"/>	<input type="checkbox"/>	<input type="checkbox"/>	<input type="checkbox"/>	<input type="checkbox"/>
38	Saya merasa nyaman untuk berbicara dengan guru Bahasa Inggris tentang masalah saya yang terkait dengan modul belajar.	<input type="checkbox"/>	<input type="checkbox"/>	<input type="checkbox"/>	<input type="checkbox"/>	<input type="checkbox"/>
39	Guru Bahasa Inggris memberikan perhatian yang cukup kepada semua siswa sesuai dengan modul belajar.	<input type="checkbox"/>	<input type="checkbox"/>	<input type="checkbox"/>	<input type="checkbox"/>	<input type="checkbox"/>
40	Hubungan antara guru dan siswa di kelas Bahasa Inggris sesuai dengan prinsip dalam modul belajar sangat baik.	<input type="checkbox"/>	<input type="checkbox"/>	<input type="checkbox"/>	<input type="checkbox"/>	<input type="checkbox"/>

Terima kasih atas partisipasi Anda!

APPENDIX 1 Questionnaire

B. Interview Guideline**Pertanyaan Wawancara Guru****Kejelasan Aturan dan Harapan**

1. Menurut Anda, apakah aturan dan harapan yang ada dalam modul ajar Bahasa Inggris sudah cukup jelas? Jika belum, apa yang perlu ditingkatkan?
2. Bagaimana cara yang paling efektif menurut Anda untuk memperjelas aturan dan harapan kepada siswa?

Konsistensi dalam Penerapan Aturan

3. Apa tantangan utama yang Anda hadapi dalam menerapkan aturan secara konsisten di kelas?
4. Apa rekomendasi Anda untuk memastikan bahwa semua guru menerapkan aturan dengan konsisten?

Harapan terhadap Pengintegrasian Prinsip-Prinsip Assertive Discipline

5. Apa harapan Anda terhadap pengintegrasian prinsip-prinsip Assertive Discipline dalam modul ajar Bahasa Inggris?
6. Bagaimana Anda mengharapkan perubahan dalam perilaku siswa dengan penerapan prinsip-prinsip tersebut dalam modul ajar?

Konsekuensi Positif dan Negatif

7. Bagaimana Anda menilai efektivitas penghargaan dan konsekuensi negatif yang saat ini diterapkan? Apakah ada aspek yang perlu diperbaiki?
8. Apa jenis penghargaan atau konsekuensi yang menurut Anda paling efektif untuk mendorong perilaku positif di kelas?

Komunikasi yang Jelas dan Tegas

9. Bagaimana modul ajar Bahasa Inggris saat ini membantu Anda dalam menyampaikan aturan dan harapan dengan jelas dan tegas?
10. Apa saran Anda untuk meningkatkan komunikasi yang jelas dan tegas dalam modul ajar Bahasa Inggris?

Hubungan yang Menghormati dan Mendukung

11. Bagaimana modul ajar saat ini mendukung Anda dalam membangun hubungan yang positif dengan siswa?
12. Apa rekomendasi Anda untuk meningkatkan aspek dukungan dan rasa hormat antara guru dan siswa dalam modul ajar?

Integrasi Prinsip-Prinsip Assertive Discipline dalam Modul Ajar

13. Apakah Anda merasa bahwa prinsip-prinsip Assertive Discipline sudah terintegrasi dengan baik dalam modul ajar Bahasa Inggris? Jika belum, apa yang perlu ditambahkan?
14. Bagaimana modul ajar dapat lebih baik dalam mendukung penerapan prinsip-prinsip Assertive Discipline di kelas

APPENDIX 2 INTERVIEW GUIDELINE

C. Validation Checklist

Validation Checklist for the Module

“Unit 3: WHAT DO YOU LIKE?”

The Researcher : Naufal Fathona

School Name : SMP Laniang Makassar

The score:

1: Very poor

2: Poor

3: Average

4: Good

5: Excellent

Content Feasibility						
No.	Statement	1	2	3	4	5
1	The materials are in accordance with Learning Goals Phase D of English lessons in Junior High School.					v
2	The materials are in accordance with the learning indicators.					v
3	The material interactively and participatively represents the Merdeka Curriculum.					v
4	Input for reading (the text) in the materials is related to the topic of the unit.					v
5	Input for listening (the video/audio) in the materials is related to the topic of the unit.					v
6	Input for speaking (monologue/dialogue) in the materials is related to the topic of the unit.					v
7	Input for writing in the materials is related to the topic of the unit.					v
8	Vocabulary in the materials is related to the topic of the unit.					v
9	Language function in the materials is related to the topic.					v
10	Activity for reading in the materials is related to the learning indicators of the unit.					v
11	Activity for listening in the materials is related to the learning indicators.					v

12	Activity for speaking in the materials is related to the learning indicators.					v
13	Activity for writing in the materials is related to the learning indicators.					v
14	Activity in learning vocabulary is related to the learning indicators.					v
15	Activity in learning grammar is related to the learning indicators.				v	
16	Activity in learning pronunciation is related to the learning indicators.				v	
17	The materials can encourage the students to explore more about the topic in their daily lives.					v
18	The texts are directed in developing students' communication abilities in order to achieve social functions.					v
19	The sources of materials are acceptable.					v
20	The materials can lead the students to develop their personal, social, and academic-related to their English proficiency.					v
21	The unit is integrated with the principles of assertive discipline classroom management in appropriate form.					v

Presentation Feasibility						
No.	Statement	1	2	3	4	5
1	The materials presentation includes the cover of textbook, preface, book map, table of content, and identity of the writer.				v	
2	The presentation of materials clearly divides the opening (cover and unit mind map), main (material unit and task), and closing parts of the textbook (summary and reflection).					v
3	The materials interactively and participatively build interaction in English between students, students and teachers, and students and the wider environment.					v
4	The materials can encourage the students to do various communicative tasks creatively and critically.					v
5	The materials and activity presentation encourage students to be responsible for their own learning.					v
6	The materials encourage the students to recognize their success and inadequacy in the learning process.				v	

7	The learning settings are related to need analysis.				v	
---	---	--	--	--	---	--

Language Feasibility						
No.	Statement	1	2	3	4	5
1	The language in input, task, and instruction is clear and understandable.					v
2	The language in input, task, and instruction is interactive and communicative.					v
3	The language used in input, task, and instruction is suitable for students' cognitive development levels.					v
4	The language in input, task, and instruction is appropriate in the aspect of grammar, spelling, and punctuation.				v	
5	The language in the materials is holistically cohesive and coherence.				v	

Graphic Feasibility						
No.	Statement	1	2	3	4	5
1	The materials are printed using ISO standard size (A4, A5, or B5).					v
2	The settings of the cover, unit title, sub-unit title, illustration, picture explanation, and page number are proportional and do not disturb the students during the learning process.					v
3	The use of letter/character variation (bold, italic, capital) is appropriate and do not too various in type and colour.					v
4	The illustrations (picture, graphic, table, etc.) are aesthetic and functional.				v	
5	The colour of the book holistically and in each unit are proportional and do not disturb the students during the learning process.				v	
6	The whole design of the module is holistically interesting.					v

Suggestions for the module improvement

- Varying the font based on each purpose such as; title, sub-title, objectives, instruction, reading passages, exercise questions
- The color should be consistent for each chapter and can be recognized when printed black and white

Source: Adapted from Rahayu (2022)

Gowa 10 Juni 2024 Validator



M. Faizal R, S.Pd., M.Pd



Validation Checklist for the Module

“Unit 3: WHAT DO YOU LIKE?”

The Researcher : Naufal Fathona

School Name : SMP Laniang Makassar

The score:

1: Very poor

2: Poor

3: Average

4: Good

5: Excellent

Content Feasibility						
No.	Statement	1	2	3	4	5
1	The materials are in accordance with Learning Goals Phase D of English lessons in Junior High School.					v
2	The materials are in accordance with the learning indicators.					v
3	The material interactively and participatively represents the Merdeka Curriculum.					v
4	Input for reading (the text) in the materials is related to the topic of the unit.					v
5	Input for listening (the video/audio) in the materials is related to the topic of the unit.					v
6	Input for speaking (monologue/dialogue) in the materials is related to the topic of the unit.					v
7	Input for writing in the materials is related to the topic of the unit.					v
8	Vocabulary in the materials is related to the topic of the unit.					v
9	Language function in the materials is related to the topic.					v
10	Activity for reading in the materials is related to the learning indicators of the unit.					v

11	Activity for listening in the materials is related to the learning indicators.					v
12	Activity for speaking in the materials is related to the learning indicators.					v
13	Activity for writing in the materials is related to the learning indicators.					v
14	Activity in learning vocabulary is related to the learning indicators.					v
15	Activity in learning grammar is related to the learning indicators.					v
16	Activity in learning pronunciation is related to the learning indicators.					v
17	The materials can encourage the students to explore more about the topic in their daily lives.					v
18	The texts are directed in developing students' communication abilities in order to achieve social functions.					v
19	The sources of materials are acceptable.					v
20	The materials can lead the students to develop their personal, social, and academic-related to their English proficiency.					v
21	The unit is integrated with the principles of assertive discipline classroom management in appropriate form.					v

Presentation Feasibility						
No.	Statement	1	2	3	4	5
1	The materials presentation includes the cover of textbook, preface, book map, table of content, and identity of the writer.					v
2	The presentation of materials clearly divides the opening (cover and unit mind map), main (material unit and task), and closing parts of the textbook (summary and reflection).					v
3	The materials interactively and participatively build interaction in English between students, students and teachers, and students and the wider environment.					v
4	The materials can encourage the students to do various communicative tasks creatively and critically.					v

5	The materials and activity presentation encourage students to be responsible for their own learning.					v
6	The materials encourage the students to recognize their success and inadequacy in the learning process.					v
7	The learning settings are related to need analysis.					v

Language Feasibility						
No.	Statement	1	2	3	4	5
1	The language in input, task, and instruction is clear and understandable.					v
2	The language in input, task, and instruction is interactive and communicative.					v
3	The language used in input, task, and instruction is suitable for students' cognitive development levels.					v
4	The language in input, task, and instruction is appropriate in the aspect of grammar, spelling, and punctuation.					v
5	The language in the materials is holistically cohesive and coherence.					v

Graphic Feasibility						
No.	Statement	1	2	3	4	5
1	The materials are printed using ISO standard size (A4, A5, or B5).					v
2	The settings of the cover, unit title, sub-unit title, illustration, picture explanation, and page number are proportional and do not disturb the students during the learning process.					v
3	The use of letter/character variation (bold, italic, capital) is appropriate and do not too various in type and colour.					v
4	The illustrations (picture, graphic, table, etc.) are aesthetic and functional.					v
5	The colour of the book holistically and in each unit are proportional and do not disturb the students during the learning process.					v

6	The whole design of the module is holistically interesting.					v
---	---	--	--	--	--	---


Suggestions for the module improvement

- There should be an improvement of the design cover of the textbook to attract people
- The sentences in the textbook should be written grammatically either in the aspect of word choice, grammar, and punctuation.

Source: Adapted from Rahayu (2022)

Gowa 11 Juni 2024

Validator



Andi Isma, S.Pd., M.Pd.

APPENDIX 3 VALIDATION CHECKLIST

UNIVERSITAS ISLAM NEGERI
ALAUDDIN
M A K A S S A R

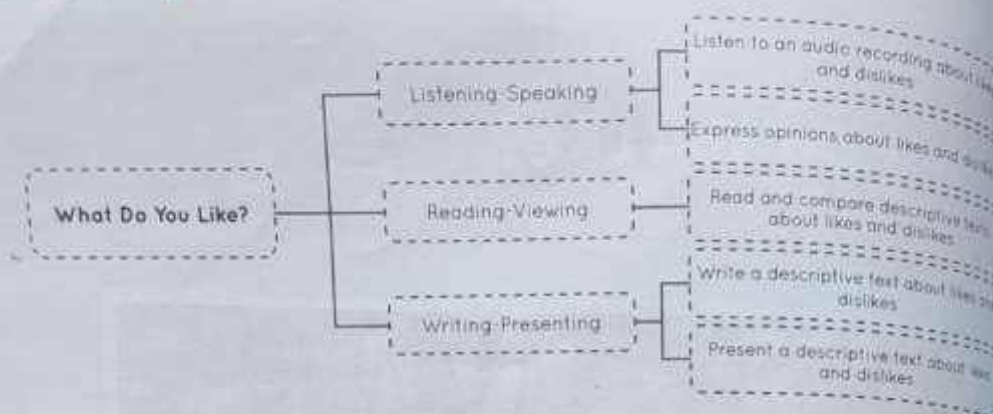
D. Prior Handbook Condition**Unit 3****What Do You Like?**

Sumber: <https://www.istockphoto.com>

Everyone has a favorite spare time activity. You may like playing badminton. On the other hand, your friend maybe likes sitting in a park and not doing anything. Everyone also has a favorite food. Maybe you like fruit, your brother likes soup, and your father is interested in fried snacks. That is normal because everyone is different. That is what we will discuss in this unit. Are you ready?

M A K A S S A R

Mind Map



Learning objectives

At the end of this unit, you are expected to be able to

- talk about what you like,
- talk about what you don't like,
- express why you like something, and
- express why you dislike something.

Keywords

- | | |
|--------------|-----------|
| • Do | • Satisfy |
| • Spare time | • Smile |
| • Like | • Refresh |
| • Happy | • Mind |

Trigger Questions

1. What is your hobby?
2. Do you do your hobby alone or with your friends?
3. How do you feel when you do it?
4. Where do you usually do your hobby?

A. Listening and Speaking



Task 1

Listen to the dialog below and then answer the questions based on what you heard.

- Wani : Hi Amran, you look so happy. What are you doing?
- Amran : Oh, hi, Wani, Look, I want to plant mango seeds behind my house.
- Wani : Wow, do you like planting and gardening?
- Amran : Yes, I love eating fruits. That's why I love planting and gardening.
- Wani : Yes, fruits can keep us healthy, especially if they come from your own tree. (Laughing)
- Amran : Don't worry. I will give you some.
- Wani : Thanks, but I'm just kidding. You know, I don't really like fruit. I like cooking.
- Amran : Oh, really? That sounds great. I hope to try your cooking one day.
- Wani : It's okay. I promise that I will cook for you someday. I have to go now. I hope I didn't interrupt your work. See you.
- Amran : Thanks for coming. Bye, Wani.

Task 2

State T if the statement is true and F if the statement is false.

1. Wani likes gardening. ☐
2. Wani and Amran are friends. ☐
3. Wani has many kinds of fruit trees. ☐
4. Amran likes fruits very much. ☐
5. Amran's hobby is cooking. ☐
6. Amran hopes he can try Wani's cooking one day. ☐
7. Amran asks Wani to go home quickly. ☐

Task 3

Now, fill in the table below based on the conversation between Amran and Wani.

No.	Name	Likes	Dislikes
1.	Wani		
2.	Amran		

Task 4

Read the following conversation carefully.



- Furqan : Hello, guys. Why do you guys look so serious? What are you doing?
- Dio : Hi Furqan, come here. We are watching a soccer game on our smartphones.
- Gani : Join us, Furqan. We are waiting for Indonesia's victory.
- Furqan : Well, I think I will instead wait over here.
- Gani : Hei, don't you like watching sports matches?
- Furqan : No, I prefer reading interesting news or stories over watching sports.
- Dio : That's not very fun, I think. A man should love sports, not reading.
- Gani : I agree with you. Reading makes me sleepy. Why do you like such a boring activity?
- Furqan : I love reading because I can get a lot of information from it. I also read stories. I think it's a fun activity.
- Dio : Yeah, you are right. We have different hobbies.
- Gani : Yeah, but that's OK.

Answer the following questions based on the dialog.

1. What were Dio and Gani doing when Furqan came?

2. Did Furqan do the same activities as the others?

3. Why did Furqan wait for his friends?

4. What did Gani think about Furqan's hobby?

5. What was Dio's opinion about their hobbies?

Task 5

Read the conversation again. In a group of three, act out the conversation in front of the class.

Task 6

Match the words taken from the conversation on the left with the antonym on the right.

Serious

interesting

Different

Similar

Smart

Awake

Sleepy

Stupid

Boring

Cheerful

B. Reading and Viewing

Task 1

Read the text carefully and answer the questions.



Hello, Friends!

My name is Linda and I'm 13 years old. I am a Junior High School student. Today, I'm writing about the things that I like and dislike.

- Entertainment

The thing that makes me laugh is watching TV and movies. I like Kungfu movies. Those teach me how to face our problems bravely. Usually, I watch the movies in a movie theater with my parents. Also, I am a fan of ballad music.

- Food

I love sweet food, such as cakes and cookies but I don't like salty snacks. Also, I am keen on fruits like apples and oranges. When the fruits are ripe, they taste delicious.

- School Subjects

My favorite subject at school is English I want to visit a foreign country, so it is important to learn the language. That's why I am crazy about it. I also prefer science because I love learning about nature. I hate chemistry and math lessons. I can't count well.

What about you? What do you like and dislike?

Task 2

Answer the questions below based on the text.

1. Who is Linda?
2. Does Linda like drama movies?
3. I am keen on fruits like apples and oranges.
What do the underlined words mean?
4. What fruit does Linda like?
5. What subjects does Linda dislike?
6. Why does Linda like science so much?

Task 3

Complete the table with the information from the text about Linda.

	Likes			Dislikes		
	Entertainment	Food	School Subject	Entertainment	Food	School Subject
Linda						

Task 4

Guess the meaning of the words below with your partner. They are taken from the text. Try not to use your dictionary. Share your answers with the class.

Word	Meaning
Thing	
Laugh	
Entertainment	
Theater	
Delicious	
Favorite	
Prefer	
Hate	
A fan of	
Important	
Crazy about	
Learning	

Language Focus

Expressions of Likes and Dislikes

Study the conversation below.

Uni, Asih, and Tini are in a restaurant.

Uni : Hey, Asih and Tini, what food would you like to order?

Asih : I want to order the vegetable salad. Hmm... it must be delicious.

Uni : Wow, you love vegetables, don't you?

Asih : Of course, I love them very much.

Uni : What about you, Tini? What do you want to order?

Tini : I want to order fried rice with chicken and egg.

Asih : Without vegetables? It is not good for your health.

Tini : I dislike vegetables. They taste bad.

Uni : I agree. Our health is the most important, but we can't force others to like something. Is there anything else?

Asih : No, it's enough for me.

Tini : Me too.

Uni : Ok, I will make the order.



Exercise 1 Answer the following questions based on the dialog.

1. What do you think about likes and dislikes based on the conversation?

.....

2. Can you find some expressions of likes in the conversation?

.....

3. Write the expressions of likes you found.

.....

4. Can you find some expressions of dislikes in the conversation?

.....

5. Write the expressions of dislikes you found.

.....

The sections of dialog below show you more about how to make sentences using the patterns.

Sukma, Tini, Ika, Yati, Ali, Udin, Waris, and Zain talk about what they like and dislike.

1. Sukma : I like reading novels. We learn about life in them.
Tini : I dislike reading. It makes me sleepy.
2. Waris : I love going by car. We can choose where we stop and when to continue our traveling.
Zain : I detest cars. I get motion sickness when traveling by car. Because I'm sick, I can't enjoy the scenery along the way. I prefer riding a motorcycle.
3. Udin : Don't be rude when speaking with someone. Everyone hates that. It's not polite.
Ali : Ok, please forgive me.
4. Ati : What do you do in your spare time, Rani?
Rani : I like doing sport and cooking. What about you?
Ati : I like cleaning and decorating my home. I adore esthetic homes.
I am always angry with my little brother if he makes our home dirty.
Rani : I am also crazy about a nice and clean house. About your little brother, I suggest not being angry with him. I can't bear someone who is always angry.
Ati : You are right. I will try to be kinder to him next time.

Exercise 2

Fill in the table below using the information from the sections of conversation given previously.

Name	Like		Dislike	
	Activity	Thing	Activity	Thing
Sukma				
Tini				
Asih				
Rani				
Ati				
Waris				
Zain				
Udin				

Exercise 3

In groups of four, read the sections of two dialogs on the previous pages. Discuss the activities of the people in the dialogs. After that make groups of five and make a list of the activities/things that. Please write the reason why you like it and why you don't like it. For the activities that you don't like, find a way of solving them. To make your work easier, you can use the form below. An example has been given to you.

Name	Activity	Like	Dislike	Reason	How to Solve
Sukma	Reading novel	√		It entertains	
Student 1					
Student 2					
Student 3					
Student 4					
Student 5					

Look at the sentences below.

Sukma : I like reading novels. We learn about life in them.

Tini : I dislike reading. It makes me sleepy.

I in the sentence is the Subject, like in the sentence is the Verb 1

The sentence shows that Subject + Verb 1 is used to express likes and dislikes.

Subject	Verb 1	Object
I	like/dislike	sports
You	like/dislike	Math
She	likes/dislikes	English
He	likes/dislikes	reading poems
It	likes/dislikes	eating bones
We	like/dislike	the film
They	like/dislike	the match

Other examples:

- Sri hates sports.
- My friend and I love hiking.
- Bayu and Bayu enjoy the games.
- We like going to the market.
- Fitri likes apples.

Exercise 4

Let's read the passage below about likes and dislikes. Find any ungrammatical form in the text.

Hi, I am Wahyu Rezky. I am a junior high school student in the 7th grade. Let me tell you how I spends my day in the morning.

I love to get up at 04.30 a.m. The weather is so fresh. I enjoy the time. Getting up earlier makes me enthusiastic about facing the day. I start my activity with Morning Prayer. After that, I clean my room. I dislikes dirty. It can cause some illnesses. After doing that, I help my mother water her flowers. She loves flowers.

At 06.30 a.m, I then take a bath. I hate someone who smells bad. The final activity before going to school is having breakfast. My mother prepare a delicious meal every morning.



No.	Grammatically Incorrect	Correction
1.		
2.		
3.		
4.		
5.		

Task 2

Read the dialog and answer the questions.

- Icha : I love being here. This place is so lovely, calm, and comfortable. It is so quiet because it is far from the city. I enjoy this place.
- Lia : But I can't stand it. I can't find anything exciting here. I am not satisfied.
- Icha : Why do you say that? Look, we are near a little river. You adore fishing, don't you?
- Lia : I do, but not in a silent and dark place like this. I hate silence because I can't see the bright lights of the theater or supermarket. It is boring.
- Icha : Oh, come on, Lia. Try to enjoy this. We'll spend about three days here.
- Lia : Yeah. Hopefully, I can feel less bored by then.
- Icha : Thanks for trying.

Questions:

- Where are Icha and Lia?
.....
.....
- Why does Lia dislike the place?
.....
.....
- What does Icha say to calm Lia down?
.....
.....
- 'Oh, come on Lia. Try to enjoy this.'
What does the underlined word refer to?
.....
.....
- Do you think Icha successfully made Lia happy with her stay at the place?
Give your reason!
.....
.....

Task 3

Read the description of the writer's hobby.

My Special Hobby

My favorite hobby is watching TV. Whenever I have free time, I love watching television. It never obstructs my studies. Hobbies help us expand our knowledge and teach us several things. First, I like to finish all my school homework and then I start watching TV. It lightens my mood and sparks excitement, as it increases my curiosity about the world. Watching different useful things on TV enhances my knowledge horizons and gives me lots of joy.

The Benefits of My Hobby

Watching TV is a good hobby because it offers a lot of knowledge in various fields. There are several channels on TV which represent worldwide affairs. I watch the news and informative channels, such as Animal Planet or Discovery channel. These channels increase my curiosity and encourage me to learn about different aspects of life.

Interestingly, I also watch Cartoon Network and that provides me with creative and new ideas to make cartoons and art. My favorite comics are Mr. Bean, Tom and Jerry, Scooby-Doo, and many more. Many art-themed cartoons, like The Pink Panther and SpongeBob, inspire me to draw them. Primarily, the artworks of comics attract me and inspire me to decorate my scrapbooks with their figures.

Parents Find Hobbies Useful

My parents praise my hobby. They are also happy when they see me watching national and international news on TV. Moreover, they feel proud when they listen to the news updates from me.

<https://www.vedantu.com/english/my-favourite-hobby>

Answer the questions by choosing a, b, c or d.

- The writer likes watching TV
 - in his spare time
 - any time he wants
 - wherever he does
 - whenever he does
- According to the writer, watching TV is...
 - a good habit
 - a bad habit
 - neither of the two
 - both a good and bad habit

3. What is the advantage of watching TV, according to the writer?
 - a. We know more about how to face life.
 - b. We know more information about the world.
 - c. We know more about whether we have good habits or bad habits.
 - d. We know more about what we like.
4. The writer loves ...
 - a. a horror programs
 - b. a comedy programs
 - c. a cartoon programs
 - d. a science programs
5. What do you think of the writer's parents?
 - a. They support his hobby.
 - b. They ignore his hobby.
 - c. They deny his hobby.
 - d. They choose his hobby.
6. What do you think of the writer's habit?
 - a. He has a good habit.
 - b. He has a bad habit.
 - c. He has no habits.
 - d. He has both a good and bad habit.
7. 'Furthermore, it widens our imagination'
The underlined word refers to
 - a. an interesting movie
 - b. an interesting place
 - c. watching TV
 - d. a terrible place

Project Assignment

1. Think about things you like best and don't like. Make illustrations of them, or you may make photographs. Put the pictures of your likes and dislikes on a different pieces of manila cardboard. You may use different colors. Clip the cardboard, and then put a hanger on them.
2. In front of the class, present your pictures. Give some comments about the pictures, for example why you like or dislike it.

Survey of Pancasila's Student Profile.

Put a check (✓) by each statement that best describes you.

No.	Statement	Yes	No
1.	Carry out the responsibility to honor the Almighty God		
2.	I can express my likes		
3.	I can express my dislikes		
4.	I respect other people's dislikes		
5.	I respect other people's bad habits		
6.	I can describe what activities I like		
7.	I promise to change my bad habit		


Summary

1. Expressions of like are used to describe what you do happily, or having something that makes you feel good.
2. There are several expressions you may use, such as; like and love. To make a sentence using the expression; use this pattern; S + like/love(s) + object.
3. You can use another expression by putting a verb be, such as: S + to be + crazy about/keen on + object.
4. Expressions of dislike are used to describe what you don't want to have/do. You can show your dislike in forms such as; hate, detest, dislike and cannot stand.

Reflection

Now, we have studied this unit. Please reflect on it. Write your reflection in the circles given.
The following questions may guide you.

1. How do you feel about this unit?
2. Name two kinds of things you like and dislike.
3. Is there any confusing material for you in this unit?
4. Do you think the material is useful for you?



Evaluation

Read the following conversation.

Text for questions number 1-5.

- Hardi : What do you like to do on the weekends, Mutia?
 Mutia : I like writing articles and sometimes I like cooking. What about you?
 Hardi : I like reading short stories. Reading is my hobby. We get knowledge from reading.
 Mutia : It's a nice hobby, what kind of stories do you read?
 Hardi : I love funny and adventurous stories.
 Mutia : Not bad. We need something funny to enjoy after several busy days.
 Hardi : You are right. We have to make ourselves happy.
 Mutia : By the way, do you like sports?
 Hardi : I don't like them. You know, sports make me tired. I prefer eating to sports.
 Mutia : Don't say that. We need sports to be healthy.
 Hardi : And healthy food (laughing).

1. What does Mutia like to do in her spare time?

- a. reading
- b. sports
- c. writing
- d. adventures

2. Why does Hardi like reading?

- a. He needs entertainment.
- b. He gets more information.
- c. He finds out about other people.
- d. He needs to be healthy.

3. Read this statement carefully.

"I love funny and adventurous stories"

The statement can be also written as ...

- a. I am keen on funny and adventurous stories.
- b. I detest funny and adventurous stories.
- c. I hate funny and adventurous stories.
- d. I dislike funny and adventurous stories.

4. Carefully read to this statement,
"By the way, do you adore sports?"
The statement can also be written as....

- By the way, do you dislike sports?
- By the way, do you love sports?
- By the way, do you hate sports?
- By the way, do you detest sports?

5. We need sports to be healthy.
What does the underlined word refer to?

- Hardi and his friend
- Mutia and her friend
- Hardi and Mutia
- All people

Enrichment

Having good habits will cause good effects too. The 3rd President of the Republic of Indonesia, Bacharuddin Jusuf (Bj) Habibie, died at the age of 83. He was known to suffer from heart problems since he was young, but he could still fight to live life and inspire many people.

Bj Habibie, in living life, had some healthy habits that can be imitated. This healthy lifestyle habit may also be the secret of Bj Habibie's ability to achieve many successes until finally, he died due to heart failure at an old age.

The activities he liked to do were:

- Swimming to keep his body fit.
- Reading books to broaden his thoughts and knowledge.
- Eating healthy food (He loved vegetables, fish, and fruits).

E. Following Handbook Condition

Unit 3 What Do You like?



Class Rules and Responsibilities:

1. Respect yourself, your classmates, and your teacher at all times.
 2. all directions the first time they are given.
 3. Raise your hand and wait to be called on before speaking.
 4. Be time and prepared with all required materials.
 5. Make your best effort and do not disturb the learning of others
- (Students can be given a chance to discuss and add 1-2 more rules, promoting their buy-in)

Hello students! Now that we have discussed our class rules and responsibilities, you are ready to learn proper asking something politely. Good behavior will be rewarded with positive praise and incentives like stickers or privileges. However, consequences like demerits, time-out, or losing privileges will occur if rules are broken.



Mind Map



What do you like?

Listening-
Speaking

Listen to an audio
recording about
likes and dislikes

Reading-Viewing

Read and compare
descriptive texts
about likes and
dislikes

Writing-
Presenting

Write a
descriptive text
about likes and
dislikes

Present a
descriptive text
about likes and
dislikes

Learning Objective

At the end of this unit, the students will be able to:

1. Talk about what you like. Speak clearly and wait your turn to share.
2. Talk about what you don't like. Listen actively and respect others' opinions.
3. Express why you like something. Stay focused and follow the discussion rules.
4. Express why you dislike something. Share politely and respectfully, even if others disagree.



Keywords



- Talk about what you like
- Talk about what you don't like
- Express why you like something
- Express why you dislike something.

Trigger Question



1. 1. What is your hobby? Raise your hand and share your answer politely.
2. 2. Do you do your hobby alone or with your friends? Wait your turn to speak and listen to others.
3. 3. How do you feel when you do it? Speak clearly and respectfully when sharing.
4. 4. Where do you usually do your hobby? Stay focused and follow the rules during the discussion.

A. Listening and Speaking

Task 1

Instructions:

Listen carefully to the dialog below. After listening, answer the questions based on what you heard. Focus on understanding the dialog and write your answers neatly and accurately.

Listening and Answering Rules:

1. Listen silently
2. Focus on details
3. Answer completely
4. Work by yourself

Good listening Gets ★ :

- ✓ Stars on reward chart
- ✓ Chance to be class helper
- ✓ Positive note home

Not paying attention ⚠ :

- 1st time = Friendly reminder
- 2nd time = Move to different seat
- 3rd time = Removed from the class



Wani	: Hi Amran, you look so happy. What are you doing?
Amran	: Oh hi, Wani, Look, I want to plant mango seeds behind my house.
Wani	: Wow, do you like planting and gardening?
Amran	: Yes, I love eating fruits. That's why I love planting and gardening.
Wani	: Yes, fruits can keep us healthy, especially if they come from your own tree. (Laughing)
Amran	: Don't worry. I will give you some.
Wani	: Thanks, but I'm just kidding. You know, I don't really like fruit. I like cooking.
Amran	: Oh, really? That sounds great. I hope to try your cooking one day.
Wani	: It's okay. I promise that I will cook for you someday. I have to go now. I hope I didn't interrupt your work. See you.
Amran	: Thanks for coming, Bye. Wani.

Task 2

Instructions:

Read each statement carefully. Write T if the statement is true and F if the statement is false.
Review your answers to ensure they are accurate.

True/False Rules:

1. Read each statement
2. Check against text
3. Mark T or F clearly
4. Work by yourself



Accurate answers = Stars ★

Copying others = Warning ⚠

Statement	True	False
Wani likes gardening.		
Wani and Amran are friends.		
Wani has many kinds of fruit trees.		
Amran likes fruits very much.		
Amran's hobby is cooking.		
Amran hopes he can try Wani's cooking one day.		
Amran asks Wani to go home quickly.		

Task 3

Instructions:

Fill in the table below using the information from the conversation between Amran and Wani. Pay close attention to the details in the dialog and ensure your answers are complete and accurate.

Table Filling Rules:

1. Listen again carefully
2. Fill information correctly
3. Write neatly
4. Check before finishing



Complete table = Stars ★

Missing information = Warning ⚠

No	Name	Likes	Dislikes
1	Amran		
2	Wani		

Task 4

Instructions:

Read the conversation below carefully. Focus on the details to understand the context and information provided. Take your time to read thoroughly.

Reading Rules:

1. Read silently
2. Focus on dialogue
3. Understand roles
4. Think about meaning

Careful reading = Stars ★
Not focusing = Warning ⚠





Furqan	: Hello, guys. Why do you guys look so serious? What are you doing?
Dio	: Hi Furqan, come here. We are watching a soccer game on our smartphones.
Gani	: Hi Furqan, come here. We are watching a soccer game on our smartphones.
Furqan	: Well, I think I will instead wait over here.
Gani	: Hei, don't you like watching sports matches?
Furqan	: No. I prefer reading interesting news or stories over watching sports.
Dio	: That's not very fun. I think. A man should love sports, not reading.
Gani	: I agree with you. Reading makes me sleepy. Why do do you like such a boring activity?
Furqan	: I love reading because I can get a lot of information from it. I also read stories. I think it's a fun activity.
Dio	: Yeah, you are right. We have different hobbies.
Gani	: Yeah, but that's OK

Answer the following questions based on the dialog.

- 1. What were Dio and Gani doing when Furqan came?**
- 2. Did Furqan do the same activities as the others?**
- 3. Why did Furqan wait for his friends?**
- 4. What did Gani think about Furqan's hobby?**
- 5. What was Dio's opinion about their hobbies?**

Task 5

Instruction:

Read the conversation again carefully. Then, form a group of three and practice the conversation together. After practicing, perform confidently in front of the class. Be respectful while other groups perform.

Group Performance Rules:

1. Work together nicely
2. Practice your parts
3. Speak clearly
4. Watch other groups

Good teamwork = Stars ★

Not cooperating = Warning ⚠



Task 6

Instruction:

Match the words from the conversation on the left with their antonyms on the right. Take your time, focus carefully, and ensure your answers are correct before moving on.

Word Matching Rules:

1. Read words carefully
2. Draw neat lines
3. Check meanings
4. Work quietly



Correct matches = Stars ★

Random guessing = Warning ⚠

Serious



Interesting

Different



Similar

Smart



Awake

Sleepy



Stupid

Boring



Cheerful

B. Reading and Viewing

Task 1

Instructions:

Read the text carefully and answer the questions based on the information provided. Focus on understanding the details to ensure your answers are accurate and complete.

Reading and Answering Rules:

1. Read text carefully
2. Highlight important information
3. Understand the context
4. Answer questions completely

Good Behavior Gets ★:

- ✓ Stars on reward chart
- ✓ Claim a no-homework voucher.
- ✓ First to select reading text

Breaking Rules Means ⚠:

- 1st time = Friendly reminder
- 2nd time = Move to different seat
- 3rd time = Removed from the class





Hello, Friends!

My name is Siti and I'm 13 years old. I am a Junior High School student. Today, I'm writing about the things that I like and dislike.

Entertainment

The thing that makes me laugh is watching TV and movies. I like Kungfu movies. Those teach me how to face our problems bravely. Usually, I watch the movies in a movie theater with my parents. Also, I am a fan of ballad music.



Food

I love sweet food, such as cakes and cookies but I don't like salty snacks. Also, I am keen on fruits like apples and oranges. When the fruits are ripe, they taste delicious.

School Subjects

My favorite subject at school is English I want to visit a foreign country, so it is important to learn the language, That's why I am crazy about it, I also prefer science because I love learning about nature. I hate chemistry and math lessons. I can't count well. What about you? What do you like and dislike?

Task 2

Instructions:

Answer the following questions based on the text. Pay close attention to the details to ensure your answers are correct.

Partner Work Rules:

Answering Rules:

1. Read questions carefully
2. Find answers in text
3. Write complete answers
4. Check your work

Complete answers = Stars ★

Missing answers = Warning ⚠



1. Who is Siti?
2. Does Siti like drama movies?
3. I am keen on fruits like apples and oranges.
What do the underlined words mean?
4. What fruit does Siti like?
5. What subjects does Siti dislike?
6. Why does Siti like science so much?

Task 3

Instructions:

Complete the table using the information from the text about Siti. Organize your answers carefully and make sure they are accurate.

Table Completion Rules:

1. Find Siti's information
2. Fill table correctly
3. Write neatly
4. Check all details

Complete table = Stars ★

Missing information = Warning ⚠



Siti	Likes			Dislikes		
	Show	Food	School subject	Show	Food	School Subject

Task 4

Instructions:

With your partner, guess the meaning of the words listed below that are taken from the text. Try to rely on the context of the text rather than using a dictionary. Afterward, share your answers with the class and discuss them together.

Table Completion Rules:

Word Guessing Rules:

1. Work with partner quietly
2. Think about context
3. Share answers politely
4. Listen to others

Good teamwork = Stars ★

Not trying = Warning ⚠



Word	Meaning
Thing	
Laugh	
Show	
Theater	
Delicious	
Favorite	
Prefer	
Hate	
A fan of	
Important	
Crazy about	
Learning	

91

Language Focus

Expressions of Likes and Dislikes

Study the conversation below.



Uni, Asih, and Tini are in a restaurant.

Uni : Hey, Asih and Tini, what food would you like to order?

Asih : I want to order the vegetable salad. Hmm.. it must be delicious.

Wow, you love vegetables, don't you? Asih : Of course, I love them very much.

Uni : What about you, Tini? What do you want to order?

Tini : I want to order fried rice with chicken and egg.

Asih : Without vegetables? It is not good for your health.

Tini : I dislike vegetables. They taste bad.

Uni: I agree. Our health is the most important, but we can't force others to like something. Is there anything else?

Asih : No, it's enough for me.

Tini : Me too.

Uni : Ok, I will make the order.

Exercise 1

Instructions:

Answer the questions below based on the dialog.
Refer to the details in the conversation to ensure accurate responses.

Question Answering Rules:

1. Read questions carefully
2. Find correct answers
3. Write complete sentence
4. Check your work



Accurate answers = Stars ★

Incomplete answers = Warning ⚠

1. What do you think about likes and dislikes based on the conversation?
2. Can you find some expressions of likes in the conversation?
3. Write the expressions of likes you found.
4. Can you find some expressions of dislikes in the conversation?
5. Write the expressions of dislikes you found.

There are two expressions we discuss in this unit. They are Expressions of Likes and Dislikes.

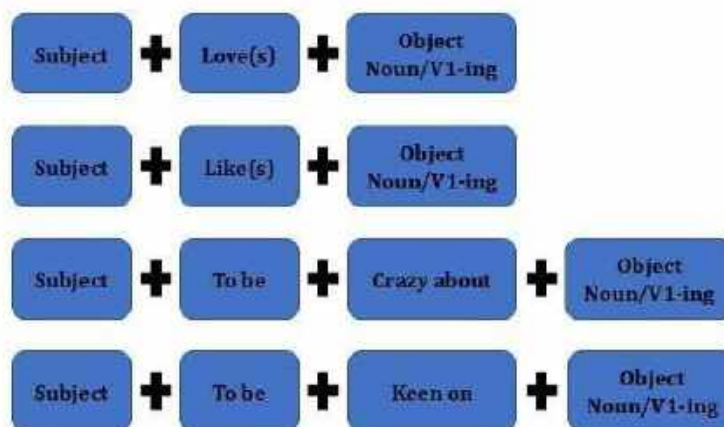
A. Expression of Likes

It is an expression stating that someone loves, likes, or enjoys doing something.

Here are some expressions to show your likes.

- I like...
- I enjoy...
- I love...
- I am crazy about...
- I am keen on...
- I am very fond of...

THE PATTERN OF EXPRESSING LIKES



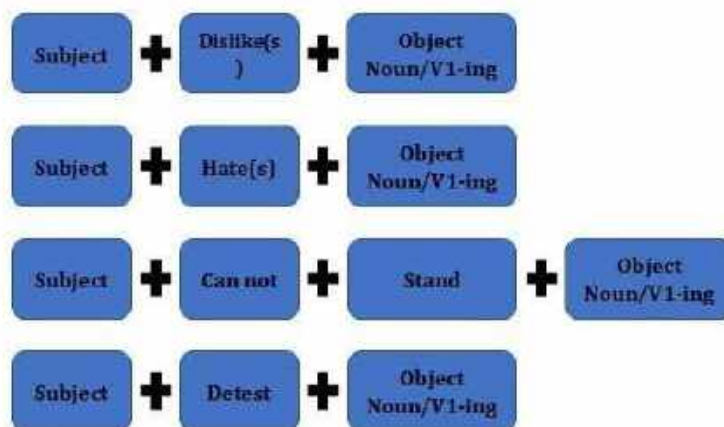
B. Expression of Dislikes

It is the expression stating that someone doesn't love, dislikes something, or doesn't enjoy doing something.

Here are some expressions to indicate your dislikes.

- I am not keen on... • I hate...
- I detest... • I can't stand...

THE PATTERN OF EXPRESSING LIKES



The sections of dialog below show you more about how to make sentences using the patterns.

Sukma, Tini, Ifa, Yati, Ali, Udin, Waris, and Zain talk about what they like and dislike.

1. Sukma : I like reading novels. We learn about life in them.
Tini : I dislike reading. It makes me sleepy.
2. Waris I love going by car. We can choose where we stop and when to continue our traveling.
Zain : I detest cars. I get motion sickness when traveling by car. Because I'm sick, I can't enjoy the scenery along the way. I prefer riding a motorcycle.
3. Udin : Don't be rude when speaking with someone. Everyone hates that. It's not polite.
Ali : Ok, please forgive me.
4. Ati : What do you do in your spare time, Rani?
Rani : I like doing sport and cooking. What about you? I like cleaning and decorating my home. I adore esthetic homes. I am always angry with my little brother if he makes our home dirty.
Rani : I am also crazy about a nice and clean house. About your little brother, I suggest not being angry with him. I can't bear someone who is always angry.
Ati : You are right. I will try to be kinder to him next time.

Exercise 2

Instructions:

Fill in the table with the information provided in the sections of conversation. Organize your answers carefully and make sure they align with the context of the dialog.

Table Filling Rules:

1. Review conversations
2. Fill information correctly
3. Write clearly
4. Double-check details

Complete table = Stars ★

Missing details = Warning ⚠



Name	Like		Dislike	
	Activity	Thing	Activity	Thing
Sukma				
Tini				
Asih				
Rani				
Ati				
Waris				
Zain				
Udin				

Exercise 3

Instructions:

In groups of four, read the sections of the two dialogs from the previous pages and discuss the activities of the people mentioned. Then, form groups of five to create a list of activities from the dialogs, explaining why you like or dislike each one. For activities you dislike, suggest possible solutions. Use the provided form to organize your work, referring to the example for guidance.

Group Discussion Rules:

1. Work together respectfully
2. Share ideas honestly
3. Write clear answers
4. Help each other learn

Good discussion = Stars ★
Not participating = Warning ⚠



Name	Activity	Like	Dislike	Reason	How to Solve
Sukma	Reading novel	✓		It entertains	-
Student					
Student					
Student					
Student					
Student					

Look at the sentences below.

Sukma: I like reading novels. We learn about life in them.

Tini : I dislike reading. It makes me sleepy.

In the sentence is the Subject, **like** in the sentence is the Verb 1

The sentence shows that Subject + Verb 1 is used to express likes and dislikes.

Subject	Verb 1	Object
i	like/dislike	Sports
you	like/dislike	Math
she	like/dislikes	English
he	like/dislikes	Reading poems
it	like/dislikes	Eating bones
we	like/dislike	The film
they	like/dislike	The match

Other examples:

- Sri hates sports.
- My friend and I love hiking.
- Baya and Bayu enjoy the games.
- We like going to the market.
- Fitri likes apples.

Exercise 4

Instructions:

Read the passage below about likes and dislikes carefully. Identify any ungrammatical forms in the text and highlight them for correction. Pay close attention to grammar and sentence structure.

Grammar Check Rules:

1. Read text carefully
2. Find grammar mistakes
3. Mark errors clearly
4. Check your work

Good checking = Stars ★

Missing errors = Warning ⚠



Hi, I am Wahyuni Rezky. I am a junior high school student in the 7th grade. Let me tell you how I spends my day in the morning. I love to get up at 04.30 a.m. The weather is so fresh. I enjoy the time. Getting up earlier makes me enthusiastic about facing the day. I start my activity with Morning Prayer. After that, I clean my room. I dislikes dirty. It can cause some illnesses. After doing that, I help my mother water her flowers. She loves flowers. At 06.30 a.m, I then take a bath. I hate someone who smells bad. The final activity before going to school is having breakfast. My mother prepare a delicious meal every morning.

No	Grammatically Incorrect	Correction
1		
2		
3		
4		
5		

C. Writing and Presenting

Task 1

Instructions:

Read about famous Indonesian figures and choose one to write about. Gather as much detailed information as possible about their hobbies, accomplishments, struggles, or other interesting aspects of their life. Write a summary about them, including the reasons why you admire them. Finally, share your summary on your social media platform, such as Facebook or others, to inspire your friends.

Famous Indonesian Figure Research Rules:

1. Read carefully
2. Take detailed notes
3. Write summary clearly
4. Share respectfully

Complete research = Stars ★

Incomplete work = Warning ⚠

1st time = Friendly reminder

2nd time = Move to different seat

3rd time = Removed from the class



Task 2

Instructions:

Read the dialog carefully and answer the questions based on it. Make sure your answers are accurate and reflect the information provided in the dialog.



Reading and Answering Rules:

1. Read dialog carefully
2. Understand question
3. Answer completely
4. Check your work

Complete answers = Stars ★

Incomplete answers = Warning ⚠



Icha: I love being here. This place is so lovely, calm, and comfortable. It is so quiet because it's far from the city. I enjoy this place.

Lia : But I can't stand it. I can't find anything exciting here. I am not satisfied.

Icha : Why do you say that? Look, we are near a little river. You adore fishing, don't you?

Lia : I do, but not in a silent and dark place like this. I hate silence because I can't see the bright lights of the theater or supermarket. It is boring.

Icha : Oh, come on, Lia. Try to enjoy this. We'll spend about three days here.

Lia : Yeah. Hopefully, I can feel less bored by then.

Icha : Thanks for trying.

Questions:

1. Where are Icha and Lia?
2. Why does Lia dislike the place?
3. What does Icha say to calm Lia down?
4. 'Oh, come on Lia. Try to enjoy this'. What does the underlined word refer to?
5. Do you think Icha successfully made Lia happy with her stay at the place? Give your reason!

Task 3

Instructions:

Read the description of the writer's hobby carefully. Pay attention to details to understand the text fully.

Reading Rules:

1. Read quietly
2. Focus on details
3. Think about meaning
4. Mark key points

Careful reading = Stars ★
Not focusing = Warning ⚠



My Special Hobby

My favorite hobby is watching TV. Whenever I have free time, I love watching television. It never obstructs my studies. Hobbies help us expand our knowledge and teach us several things. First, I like to finish all my school homework and then I start watching TV. It lightens my mood and sparks excitement, as it increases my curiosity about the world. Watching different useful things on TV enhances my knowledge horizons and gives me lots of joy.

The Benefits of My Hobby

Watching TV is a good hobby because it offers a lot of knowledge in various fields. There are several channels on TV which represent worldwide affairs. I watch the news and informative channels, such as Animal Planet or Discovery channel. These channels increase my curiosity and encourage me to learn about different aspects of life.

Interestingly, I also watch Cartoon Network and that provides me with creative and new ideas to make cartoons and art. My favorite comics are Mr. Bean, Tom and Jerry, Scooby-Doo, and many more. Many art-themed cartoons, like The Pink Panther and SpongeBob, inspire me to draw them. Primarily, the artworks of comics attract me and inspire me to decorate my scrapbooks with their figures.

Parents Find Hobbies Useful

My parents praise my hobby. They are also happy when they see me watching national and international news on TV. Moreover, they feel proud when they listen to the news updates from me.

Answer the questions by choosing a, b, c or d.

1. The writer likes watching TV...
 - a. In his spare time
 - b. Any time he wants
 - c. Wherever he does
 - d. Whenever he does
2. According to the writer, watching TV i....
 - a. a good habit
 - b. a bad habit
 - c. neither of the two
 - d. both a good and bad habit

3. What is the advantage of watching TV, according to the writer?
- a. We know more about how to face life.
 - b. We know more information about the world.
 - c. We know more about whether we have good habits or bad habits.
 - d. We know more about what we like.
4. The writer loves....
- a. a horror programs
 - b. a comedy programs
 - c. a cartoon programs
 - d. a science programs
5. What do you think of the writer's parents?
- a. They support his hobby.
 - b. They ignore his hobby.
 - c. They deny his hobby.
 - d. They choose his hobby.
6. What do you think of the writer's habit?
- a. He has a good habit.
 - b. He has a bad habit.
 - c. He has no habits.
 - d. He has both a good and bad habit
7. 'Furthermore, it widens our imagination....The underlined word refers to...
- a. an interesting movie
 - b. b. an interesting place
 - c. c. watching TV
 - d. d. a terrible place

Project Assignment

1. Think about things you like best and don't like. Make illustrations of them, or you may make photographs. Put the pictures of your likes and dislikes on a different pieces of manila cardboard. You may use different colors. Clip the cardboard, and then put a hanger on them.



2. In front of the class, present your pictures. Give some comments about the pictures, for example why you like or dislike it.



Survey of Pancasila Students' Profile

Instructions: Put a check (✓) next to each statement that best describes you.

Survey Section: Self-Assessment Rules:

Self-Assessment Rules:

1. Read each statement
2. Think honestly
3. Mark clearly (✓)
4. Check all items



Honest answers = Stars ★

Careless marking = Warning ⚠

No.	Statement	Yes	No
1.	Carry out the responsibility to honor the almighty god		
2.	I can express my like		
3.	I can express my dislikes		
4.	I respect other people's dislikes		
5.	I respect other people's bad habits		
6.	I can describe what activities i like		
7.	I promise to change my bad habit		



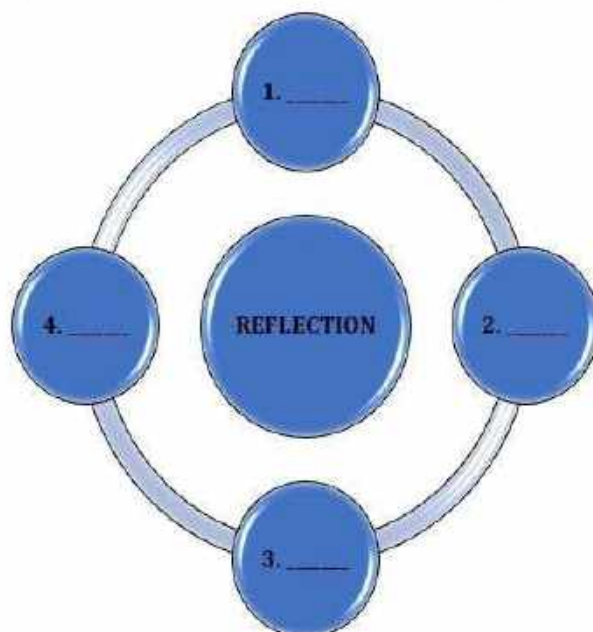
1. Expressions of like are used to describe what you do happily, or having something that makes you feel good.
2. There are several expressions you may use, such as; like and love. To make a sentence using the expression, use this pattern; S + like/love(s) + object.
3. You can use another expression by putting a verb be, such as; S + to be + crazy about/keen on + object.
4. Expressions of dislike are used to describe what you don't want to have I do. You can show your dislike in forms such as; hate, detest, dislike and cannot stand.

Reflection

Now, we have studied this unit. Please reflect on it. Write your reflection in the circles given.

The following questions may guide you.

1. How do you feel about this unit?
2. Name two kinds of things you like and dislike.
3. Is there any confusing material for you in this unit?
4. Do you think the material is useful for you?



Evaluation

Instructions:

Read the following conversation carefully and understand the details.

Reading Evaluation Rules:

1. Read the conversation carefully
2. Pay attention to details
3. Understand the context
4. Look for key points

Careful reading = Stars ★

Rushing through = Warning ⚠

1st time = Friendly reminder

2nd time = Move to different seat

3rd time = Removed from the class



Text for questions number 1-5

Hardi: What do you like to do on the weekends, Mutia?

Mutia: I like writing articles and sometimes I like cooking. What about you?

Hardi: I like reading short stories. Reading is my hobby. We get knowledge from reading.

Mutia: It's a nice hobby, what kind of stories do you read?

Hardi: I love funny and adventurous stories.

Mutia: Not bad. We need something funny to enjoy after several busy days.

Hardi: You are right. We have to make ourselves happy.

Mutia: By the way, do you like sports?

Hardi: I don't like them. You know, sports make me tired. I prefer eating to sports.

Mutia: Don't say that. We need sports to be healthy.

Hardi: And healthy food (laughing).

Questions

1. What does Mutia like to do in her spare time?
 - a. reading
 - b. sports
 - c. writing
 - d. adventures

2. Why does Hardi like reading?

- a. He needs entertainment.
- b. He gets more information.
- c. He finds out about other people.
- d. He needs to be healthy.

3. Read this statement carefully.

I love funny and adventurous stories.

The statement can be also written as....

- a. I am keen on funny and adventurous stories.
- b. I detest funny and adventurous stories.
- c. I hate funny and adventurous stories.
- d. I dislike funny and adventurous stories.

4. Carefully read to this statement.

'By the way, do you adore sports?'

The statement can also be written as....

- a. By the way, do you dislike sports?
- b. By the way, do you love sports?
- c. By the way, do you hate sports?
- d. By the way, do you detest sports?

5. We need sports to be healthy.

What does the underlined word refer to?

- a. Hardi and his friend
- b. Mutia and her friend
- c. Hardi and Mutia
- d. All people

Enrichment

Having good habits will cause good effects too. The 3rd President of the Republic of Indonesia, Bacharuddin Jusuf (BJ) Habibie, died at the age of 83. He was known to suffer from heart problems since he was young, but he could still fight to live life and inspire many people.

BJ Habibie, in living life, had some healthy habits that can be imitated. This healthy lifestyle habit may also be the secret of BJ Habibie's ability to achieve many successes until finally, he died due to heart failure at an old age.

The activities he liked to do were;

- Swimming to keep his body fit.
- Reading books to broaden his thoughts and knowledge.
- Eating healthy food (He loved vegetables, fish, and fruits).



F. Documentation





APPENDIX 6 DOCUMENTATION

UNIVERSITAS ISLAM NEGERI
ALAUDDIN
M A K A S S A R

Interview Transcription

Interviewer: Tujuan kami melaksanakan penelitian ini adalah untuk mengintegrasikan assertive discipline classroom Manajemen dalam modul ajar atau buku ajar yang digunakan di kelas 7, Ibu.

Interviewee: Khusus kelas 7, ya.

Interviewer: Iye'. Sebelum itu, Ibu, boleh ditahu sudah berapa lama mungkin Ibu mengajar di sekolah ini, Ibu?

Interviewee: Saya pindah di sini sejak 2021. Ya, Itu eee pertama mengajar online, itu bulan Februari sampai Juni. Nanti Juli masih online kami, nanti saya datang di sini per eee..... Oktober. Jadi Oktober 2021.

Interviewer: Kalau Ibu mengajar di kelas 7 saja atau 7, 8, 9?

Interviewee: 7, 8, 9.

Interviewer: oke

Interviewer: Mungkin langsung saja, Ibu, dari pertanyaan pertama. Menurut Anda, apakah aturan dan harapan yang ada dalam modul ajar Bahasa Inggris sudah cukup jelas? Jika belum, apa yang perlu ditingkatkan?

Interviewee: eee. Harapannya sudah ada yang tertera dalam modul ajar. Hanya saja mungkin perlu ditambahkan dengan beberapa hal. Eee. apa ya Komitmen atau penggunaan kata-katanya itu disesuaikan dengan kebutuhan siswa. Ya Karena eee. kalau kita membuat modul ajar, itu kita ada acuan dari buku modul yang disarankan oleh kementerian. Eee..... Dalam hal ini, kami kemarin menggunakan buku Inggris joyfull. Di buku Inggris for joyfull itu, kalau mengacu pada eee. pembelajaran Bahasa Inggris, rasanya masih jauh sekali dengan pembelajaran. Kebetulan kami juga mengajar di tempat lain, yang kebetulan menggunakan eee..... buku dari Cambridge. Jadi kalau kita mengambil acuan dari Cambridge, itu aturan step-step pembelajaran itu sangat jelas. Tapi kalau di buku kita itu, kadang ee ada materi yang lompat. Yang mestinya anak belum sampai di situ, tapi diberikan di awal. Nah itu yang pertama. Kalau dalam pembuatan modul ajar, eee. kalau saya rasa banyak sekali yang harus diperbaiki. Bukan..... bukan.... Saya bukan orang yang sok bagus, hanya mungkin karena pembelajaran Bahasa Inggris itu tidak sama dengan pembelajaran sains atau matematika. Nah pada penyusunan perancangan pembelajaran, itu kami, eee. saya rasa kalau bahasa terfokus pada bahasa sendiri. gituya, Jadi Indonesia, model-model modul ajar atau penyusunan modul ajar atau lesson plan-nya Indonesia itu lebih banyak mengeluarkan kata-kata, lebih banyak mengurai banyak kata-kata. Sementara esensi pembelajaran itu tidak pas di situ. Jadi saya rasa eee. belum begitu jelas, belum masih begitu rumit untuk guru-guru mengaplikasainya di kelas. Kemudian yang kedua, yang pertama itu adalah yang perlu diperbaiki atau ditingkatkan adalah kejelasan esensi daripada modul ajar itu. Kemudian yang kedua, apa lagi yang kedua?

Interviewer: Yang kedua, mungkin langsung saya dipertanyakan kedua dulu. Bagaimana cara yang paling efektif menurut Anda untuk menjelaskan aturan dan harapan kepada siswa?

Interviewee: emmm..., Ini maksudnya pada saat kita berada di kelas ya, sudah berinteraksi dengan anak-anak di kelas. Memperjelas aturan dan harapan kepada siswa itu tergantung teknik yang dikuasai oleh guru. Kalau saya secara pribadi itu lebih sering eee. tekniknya adalah mengajak siswa berinteraksi secara santai, misalnya dalam bentuk pertanyaan-jawaban yang eee efektif di awal pembelajaran, atau dikolaborasikan dengan teknik warming up, games, atau eee seperti itu. Lebih banyak sih ke game karena ini anak SMP kelas tujuh. Masih ke kanak-kanakannya itu mereka sih. Kalau untuk eee..... yang lain-lain itu istilahnya memberikan teknik eee.....ekuliah atau bicara kepada anak itu dengan durasi yang sangat sedikit. Karena yakin dan percaya anak-anak belum begitu mengerti kalau terlalu banyak bicara. Sebentar Pak Yang lagi interview. Oke, terima kasih Bapak Alvin.

Interviewer: Apa tantangan utama yang Anda hadapi dalam menerapkan aturan secara konsisten?

Interviewee: Tantangan utama menerapkan aturan, ini berarti sudah tidak terhubung dengan modul ya, seperti pengaplikasian ya. Kalau mengenai aturan, pertama kita di awal semester itu selalu ada namanya kesepakatan kelas. Setiap awal pembelajaran, awal semester kita selalu ada kegiatan kesepakatan kelas. Nah, di kesepakatan kelas itu bisa secara oral, bermain kata-kata secara lisan. Eee Sering juga saya aplikasikan kesepakatan kelas dengan menempel tulisan-tulisan kesepakatan kita eee mengenai kedisiplinan apa. Yang kalian inginkan dalam berlatih disiplin di sekolah apa. Anak-anak biasa menulis dalam kertas sticky note, itu saya harus datang sebelum jam 7 misalnya. Saya datang di sekolah sebelum masuk pembelajaran misalnya. Atau berangkat lebih awal dari rumah supaya tidak kena macet di jalan. Jadi mereka membuat kesepakatan itu dengan bahasa mereka sendiri, kemudian itu ditempel sampai akhir semester. Ada beberapa kelas itu yang, cuma anak-anak kadang ada yang jahil, cabut-cabut kalau saya ingin berjalan nya waktu. Tapi itu di awal. Kemudian yang kedua, pantangannya adalah bahwa anak itu ibaratnya air mengalir. Jadi ke mana arah mata angin, di situ dia berhembus, di situ dia mengalir. Terkadang setelah sambil berjalannya waktu, ya mereka terlupa dengan apa yang kita sudah sepakati. Itu tantangannya. Kemudian yang ketiga adalah bahwa anak itu lebih banyak membawa perilaku-perilaku dari lingkungan di mana dia bersosialisasi. Ataukah di mana dia tinggal. Seperti itu. Jadi menerapkan aturan di kelas itu eee. memiliki tantangan yang tidak mudah. Karena anak itu banyak gurunya di luar. Ada lingkungan tempat tinggal, lingkungan gaul, lingkungan maya. Itu yang memberikan mereka pengaruh untuk bertindak dan eee mungkin

mengindahkan aturan atau mengabaikan aturan.

Interviewer: Pertanyaan selanjutnya Ibu, apakah rekomendasi Anda untuk memastikan bahwa semua guru menerapkan aturan dengan konsisten?

Interviewee: iyaa, Kami disini tiap pagi ada briefing. Di setiap jadwal itu, apel pagi, upacara, kemudian ada literasi. Kalau literasi kita briefing dulu sebelum kegiatan. Ada literasi kitab suci, ada literasi lontara, kemudian ada senam. Nah, Semua di awal-awal, di 5 menit, 10 menit pertama pada saat ngumpul itu kita ada briefing singkat. Mengingatkan apa-apa yang harus kami lakukan hari itu.

Interviewer: Mungkin selanjutnya Ibu, apa harapan Anda terhadap pengintegrasian prinsip-prinsip asertif disiplin dalam modul ajar bahasa Inggris?

Interviewee: emmm..., Yang pertama mungkin konsisten dulu ya. Guru itu yang harus konsisten dulu terhadap apa yang dikerjakannya. Konsisten pada eee..... tugas utama dan juga konsisten pada pembelajaran, membelajarkan. Kalau saya rasa seperti itu.

Interviewer: Pertanyaan selanjutnya, bagaimana Anda mengharapkan perubahan dari perilaku siswa dengan penerapan prinsip-prinsip tersebut dalam modul ajar?

Interviewee: Mengulang-ulang. jadi, Dengan siswa itu untuk satu instrumen atau satu eee..... apa, hal kesepakatan atau apaya istilahnya. Pokoknya satu instruksi atau satu hal itu kita selalu ulang-ulang. Setiap pertemuan diulang lagi, setiap pertemuan diulang lagi.

Interviewer: Pertanyaan selanjutnya, bagaimana Anda menilai efektivitas penghargaan dan konsekuensi negatif yang saat ini diterapkan? Apakah ada aspek yang perlu diperbaiki?

Interviewee: engmmm ,Efektivitas penghargaan, reward dengan eee..... konsekuensi negatif itu eee. punishment. Eee. Kami ada aturan sekolah secara umum bahwa di awal tahun ajaran itu anak-anak tanda tangan. Tanda tangan kesepakatan aturan sekolah.

Jadi ada beberapa pasal, kemudian orang tua juga bertanda tangan dengan dibebuku matrai . Itu yang pertama. Kemudian masuk di kelas, kita di awal semester itu ada kesepakatan kelas. Kemudian yang ketiga adalah pada saat anak melanggar atau melakukan eee. pengabaian terhadap aturan, itu kita mengulang lagi untuk mengingatkan bahwa kesepakatan kita itu ada seperti ini. Kita pernah ee, memperliatkan kembali apa yang pernah ditanda tangani bersama orang tua. Kalau misalnya masih juga terulang pelanggarannya, maka kami akan memberunding dengan eee..... wali kelas. Setelah itu dengan

kesiswaan dan juga kepala sekolah. Tapi kalau masih belum bisa mencapai eee. apasih solusi, maka akan dilebarkan orang tua untuk duduk bersama.

Interviewer: Selanjutnya Ibu, apa jenis penghargaan atau konsekuensi tanda yang paling efektif untuk mendorong berlaku positif di kelas?

Interviewee: nah..., Yang pertama tentunya setiap hal kecil apapun anak-anak lakukan itu pasti saya berikan, itu adalah goodjob, great, amazing itu kata-kata penyemangat, yang paling sering itu excellent. Kemudian, dan itu memberikan efek yang betul, anak menjadi merasa dihargai, anak menjadi merasa bersemangat untuk melakukan mencoba lagi hal yang lebih baik lagi. Itu.

Interviewer: Pertanyaan selanjutnya, bagaimana modul ajar bahasa Inggris saat ini membantu Anda dalam menyampaikan aturan dan harapan dengan jelas dan tegas?

Interviewee: eee. , Sejujurnya, saya tidak terlalu mengikut pada modul ajar yang saya buat. Saya lebih cenderung mengikut pada lesson plan singkat, itu yang lesson plan hanya terfokus dalam satu halaman, itu yang lebih bisa saya aplikasikan pada kegiatan pembelajaran di kelas. Kalau modul ajar karena dia terlalu banyak menggunakan kata-kata, ya kan. dia tidak tertuju pada esensinya langsung, apa yang harus dilakukan, step-step apa yang harus dilakukan, dia lebih banyak, contohnya ada di sini, modul ajar. Dan itu pun modul ajar kita di sini, berdasarkan pada apa acuan yang dikasih oleh eee..... MGMP, Musyawara Guru Mata Pelajaran. Tapi yang satu yang bagus kalau di modul ajar itu bahwa dia menerapkan eee..... disiplin, apa sih ini namanya, profil pelajar Pancasila. Kalau ini yang membedakan dengan RPP-RPP pada eee. yang sebelum-sebelumnya. Di profil pelajar Pancasila ini memberikan tuntunan bagaimana anak-anak bersikap eee..... berdasarkan makna-makna dan moral-moral dalam Pancasila. Itu yang saya suka. Kemudian yang kedua itu adalah di modul ajar kita diajarkan bagaimana eee memperlakukan anak, sepertinya memberikan treatment anak tidak sama semua. Ada yang namanya difrensiasi. Jadi ada anak dengan cara belajarnya yang banyak gerak, ada anak yang cara belajarnya dia harus mendengarkan, ada anak yang haruspi ada gambarnya lihat baru dia bisa terbuka apa yang harus dilakukan. Di modul ajar untuk kurikulum merdeka itu mereka menitiberakan memang pada eee..... cara belajar dengan difrensiasi. Itu yang saya suka di situ. Kemudian selebihnya adalah terlalu banyak mengambil kata-kata. Tidak seperti kalau kita lihat, boleh kalian browse di Google lesson plan in teaching English for foreign language atau second language. Untuk student of second language itu beda sekali. Dan itu hanya sedikit saja. Hanya mungkin ada setengah halaman saja tapi aplikasi itu kelas.

Interviewer: Oke, pertanyaan selanjutnya. Apa saran Anda untuk meningkatkan komunikasi yang jelas dan tegas dalam modul ajar Bahasa Inggris?

Interviewee: emmm..., Kalau saya sih meningkatkan komunikasi. Komunikasi dengan siapa ini? Apakah komunikasi kita mencurahkan kata-kata di modul ajar itu? Ataukah kata-kata yang harus kita sampaikan di depan anak-anak? Apa maksudnya ini?

Interviewer: Maksud dari pertanyaannya, mungkin kalau di bukunya memang sudah ada nilai-nilai assertive kan memang sudah ada ini ibu' komunikasi yang jelas dan tegas. Tapi kalau memang tidak ada mungkin ada saran ibu'.

Interviewee: Seperti tadi kita informasikan, kemudian kita bilang ulang, setelah kita bikin ada lagi pengulangan. Sampai akhir semester. Seperti itu.

Interviewer: Baik mungkin dilanjutkan kepada teman-teman. Jadi pertanyaan selanjutnya mam, bagaimana modul ajar saat ini mendukung Anda dalam membangun hubungan yang positif dengan siswa?

Interviewee: Seperti yang tadi, modul ajar itu memberikan makna yang berbeda daripada yang sebelumnya karena mengaplikasikan nilai-nilai Pancasila. Itu yang menjadi kekuatannya modul ajar di joyfull English. Membangun apa budaya, moral yang sesuai dengan Pancasila. Contohnya ini, bagaimana kita memulai pembelajaran dengan berdoa, itu semua tertuang. Kalau dulu kan dala, dalam lesson plan atau perencanaan pembelajaran sebelumnya itu kan tidak dituangkan di situ. Tapi di modul ajar itu sudah ada. Dimensi profil pelajar Pancasila yang akan kita capai dari pembelajaran kita nanti dari kelas 7 sampai tamat, itu adalah pertama, beriman. Kita mendapatkan anak yang beriman. Jadi ada moral-moral yang diberikan. Kemudian berdoa sebelum dan sesudah berkegiatan. Itu ada semua di modul ajar. Mandiri, bernalar kritis, contohnya apa? Mengevaluasi informasi dalam sebuah teks bahasa Inggris. Contohnya bergotong royong, kita bekerja kelompok. Kalau dulu kan tidak ada, kita tidak jelaskan seperti itu. Ini yang berbeda. Oke

Interviewer: oke lanjut ke pertanyaan selanjutnya, Bu. Apa rekomendasi Anda untuk meningkatkan aspek dukungan dan rasa hormat antara guru dan siswa dalam modul ajar?

Interviewee: eee..... Kayaknya tetap berhubungan dengan tadi yang pertanyaan sebelumnya ya. Yaitu pengaplikasian pada moral-moral atau nilai-nilai dari Pancasila untuk mendapatkan atau membentuk profil pelajar Pancasila. Karena di situ kan sudah ada bagaimana eee dia berkebhinnekaan global, menjadi warga selain warga sekolah, menjadi warga masyarakat, tapi juga menjadi warga dunia. Artinya hubungan antara dengan

guru dan murid, murid tidak bisa menuju itu kalau tanpa pendampingan guru. Artinya seperti itu.

Interviewer: Pertanyaan selanjutnya, apakah Anda merasa bahwa prinsip-prinsip asertif disiplin sudah terintegrasi dengan baik dalam modul ajar Bahasa Inggris? Jika belum, apa yang perlu ditambahkan?

Interviewee: emmm... Kalau berdasarkan dari dimensi profil pelajar, saya kira sudah masuk. Karena di sini sudah ada religiusnya, sudah ada sosialnya, sudah ada eee..... apalagi profil pelajar apasih yang global. Kalau yang mau ditambahkan adalah efektivitasnya. Efektivitasnya untuk aplikasi di kelas. Sebenarnya Sudah bagus, hanya masih terlalu boros menggunakan kata-kata.

Interviewer: Lanjut ke pertanyaan selanjutnya, bagaimana modul ajar dapat lebih baik dalam mendukung penerapan prinsip-prinsip asertif disiplin di dalam kelas?

Interviewee: Bagaimana modul ajar dapat lebih baik mendukung penerapan prinsip? Eee Modul ajar menjadi acuan. Misalnya modul ajar kita membuat itu sebagai perencanaan sebelum kita masuk di kelas. Jadi ibaratnya kita masih merabab-rabah bagaimana sih situasi dan kondisi kelas nantinya. Kita rancang seperti ini, meskipun nantinya itu tidak sesuai kondisi atau keadaan, itu tidak sesuai pas seperti itu. Tapi ini adalah rancangan, prediksi, ibaratnya modul ajar menjadi acuan untuk kita bagaimana bertindak di dalam kelas. iyyah

Interviewer: Baik, mungkin itu semua pertanyaan-pertanyaan dari interview kami. Semoga bisa kami menindak lanjuti dan penelitian kami. Terima kasih banyak, Ibu, karena atas waktunya diluangkan. Terima kasih banyak.

Interviewee: Semoga sukses ya, bisa selesaikan kelas penelitian Anda. Terima kasih banyak, Ibu.

Interview Transcription

Interviewer: Jadikan kami disini ingin melaksanakan penelitian pengembangan yang mengintegrasikan nilai Assertive Dicipline Classroom Management eee dalam modul ajarnya. Jadi mungkin kita langsung saja dalam pertanyaan pertama. Menurut Anda, apakah aturan dan harapan yang ada dalam modul ajar bahasa Inggris sudah cukup jelas? Jika belum, apa yang perlu ditingkatkan?

Interviewee: oke. Apakah aturan dan harapan yang ada dalam modul bahasa Inggris sudah cukup jelas? Jika belum, Nah, khusus disini kan kita masih menggunakan dua, untuk kelas 9 itu masih k13. Untuk kelas 7-8 itu dia sudah menggunakan modul. Nah, untuk modul kelas 7 itu disini apaya anak-anak masih kurang jelas kita masih combine antara modul dengan RPP. Kenapa? Karena rata-rata saya lihat materi yang eee ada di modul itu terlalu tinggi wawasannya. Jadi, anak-anak standar kelas 1 SMP itu masih sangat sulit untuk memahami. Jadi, kadang kita meleset dari modul karena bahasanya terlalu tinggi. Jadi, apalagi disini kita lihat wawasannya anak-anak masih sangat minim. Maksudnya, kata-kata dasar saja dia masih sangat kesulitan. Apalagi untuk berinteraksi menggunakan bahasa Inggris masih sangat kurang. Dia masih dibawah standar kemampuan berbahasa Inggris itu.

Interviewer: Mungkin lanjut ke pertanyaan kedua. Bagaimana cara yang paling efektif menurut Anda untuk memperjelas aturan dan harapan kepada siswa?

Interviewee: Nah, ini disini bagaimana cara yang paling efektif menurut Anda untuk memperjelas aturan dan harapan kepada siswa? Nah, seperti yang tadi saya katakan disini itu kemampuan anak-anak dalam berbahasa Inggris bisa dikatakan masih sangat kurang. Jadi,eee dia betul-betul harus spelling-nya saja harus mulai dari A, B, C, D. Maksudnya kalau saya katanya itu masih sangat kurang. Jadi, kita harus mulai betul-betul mulai dari nol. Jadi, susah sekali kalau langsung kita mau berpacu menggunakan modul. Jadi, kita harus mulai dari materi dasar dulu. ejaannya saja masih setengah-setengah sekali disini.

Interviewer: Pertanyaan selanjutnya. Apa tantangan utama yang Anda hadapi dalam menerapkan aturan secara konsisten di kelas?

Interviewee: Apa tantangan utama yang Anda hadapi dalam menerapkan aturan secara konsisten di kelas? Nah, untuk ini aturan di kelas. Ini maksudnya ini menerapkan aturan secara konsisten di kelas kayak kontrak wajarnya atau bagaimana?

Interviewer: Bisa jadi. Ibu'

Interviewee: Kalau ini untuk masalah kontrak wajarnya. Untuk itu anak-anak sudah lumayan bagus. Hanya itu saja dia sulit menerima pelajaran. Entah itu dari faktor lingkungan atau memang ini pengetahuannya anak-anak sangat minim.

Interviewer: Baik, mungkin pertanyaan selanjutnya. Apa rekomendasi Anda untuk memastikan bahwa semua guru menerapkan aturan dengan konsisten?

Interviewee: Nah, Kita disini setiap semester itu ada namanya eee... apalagi semacam

Interviewer: Refleksi?

Interviewee: Iya, setiap semester itu ada semacam refleksi yang dilakukan oleh setiap guru mata pelajaran. Yang dimana di dalamnya itu diawasi langsung oleh kabinet sekolah. Terus setiap bulan disitu kita ada refleksi eee... apa? Refleksi pengajaran dan kegiatan-kegiatan yang ada di sekolah. Jadi setiap bulannya itu ada refleksi ke atas sekolah. Ditambah lagi itu ada eee... setiap bulan setiap semester diadakan evaluasi guru-guru.

Interviewer: Baik, mungkin pertanyaan selanjutnya. Apa harapan Anda terhadap pengintegrasian prinsip-prinsip asertif disiplin dalam modul ajaran bahasa Inggris?

Interviewee: Ini untuk pengintegrasian prinsip-prinsip asertif disiplin dalam modul bahasa Inggris. Kalau soalnya ini penerapannya ini sudah bagus. Sisa cara pengimplikasiannya di siswa bagaimana. Untuk modulnya sudah bagus. Sisa kita bagaimana cara pengaplikasiannya di siswa saja.

Interviewer: Baik, selanjutnya. Bagaimana Anda mengharapkan perubahan dalam perilaku siswa dengan penerapan prinsip-prinsip tersebut dalam modul ajaran?

Interviewee: Bagaimana Anda mengharapkan perubahan dalam perilaku siswa? Nah, ini dengan cara diberikan secara bertahap dulu. Tidak langsung sekaligus, contoh kayak harusnya perubahannya yang dari malas mungkin tidak bisa langsung dia spontan harus dikasih perubahan dalam bentuk bertahap dulu secara perlahan.

Interviewer: Oke, selanjutnya. Bagaimana Anda menilai efektivitas, penghargaan, dan konsekuensi negatif yang saat ini diterapkan? Apakah ada aspek yang perlu diperbaiki?

Interviewee: Nah, di sini bagaimana Anda menilai efektivitas, penghargaan, dan konsekuensi negatif yang saat ini diterapkan? Ini ada beberapa di sini

kasus. Contoh misalnya ada anak-anak yang bermasalah. Ada beberapa yang dikasih efek jerah. Contoh kecilnya, kayak penggunaan handphone. Ada beberapa anak-anak yang dikasih efek jerah dalam bentuk eee.. semacam HP-nya disita dulu. Nah, itu mendapat eee... feedback dari orang tua. Ada beberapa eee.. orang tua yang paham dan mengerti apa maksudnya tujuan guru bagi HP-nya siswa. Ada juga yang memberikan persepsi negatif. Sampai-sampai ada beberapa orang tua yang datang komplain, katanya ini HP anak saya kenapa disita? Padahal dia tidak terusuri dulu kenapa ini HP bisa disita. Contoh, pada saat ulangan dia menggunakan Google. Pada saat guru menarangkan dia bermain game. Itu kita sita dengan asumsi kita apa? memberikan efek jerah disita kurang lebih dalam satu minggu. Nah, itu mendapat feedback buruk dari orang tua. Ada yang datang komplain, bahkan marah-marah datang ke sekolah. Jadi tidak semua orang tua siswa sama. Ada yang menerima dengan baik, ada juga yang tidak. Jadi sebenarnya kita serba salah. Mau di kekerasan sudah ada aturan, tidak boleh lagi di kekerasan. Jadi susah.

Interviewer: Baik Ibu pertanyaan selanjutnya, apa jenis penghargaan atau konsekuensi yang menurut Anda paling efektif untuk mendorong perilaku positif di kelas?

Interviewee: Nah contoh, misalnya yang sering terlambat. Sudah dipikirkan dia dikasih hukuman seperti apa, yang pertama itu penadahan di denda. Tapi dipikir lagi nanti yang enak buat pikiran, ini guru semata-mata cuma cari uang. Yang kedua dikasih efek jerah, bagi yang terlambat itu dikasih hukuman selama satu minggu, piket dulu di kelas. Jadi ada motivasi dan dorongan sedikit, dia berpikir, kalau saya terlambat, bisa jadi ini konsekuensinya.

Masa setiap hari saya menyiapkan selama kurang lebih satu minggu? Banyak loh. Ini kelasnya luas, mau dipel, mau diapa. Jadi awalnya begitu kita kasih kayak eee... latihan mandiri, kayak membersihkan, atau disuruh eee... dikasih tugas tambahan.

Interviewer: Pertanyaan selanjutnya, bagaimana modul Ajar Bahasa Inggris saat ini membantu Anda dalam menyampaikan aturan dan harapan dengan jelas dan tegas?

Interviewee: Nah, disini kelebihan modul, karena kita sudah eee... jelas semua di dalamnya, sudah tertera ATP-nya, sudah ada indikatornya, jadi sisa kita guru memilah saja modulnya, mana saja yang perlu di eee... sampaikan kepada siswa. Karena disitu sudah lengkap, hanya itu tadi saja kekurangannya, bahasanya terlalu tinggi. Jadi kita kasih kesulitan untuk memahami. Untuk semua yang ada itu sudah jelas sekali, sudah ada ATP, CP, indikator, lengkap semua dengan sub-sub materi yang hanya itu saja, terlalu tinggi jangkauannya, karena anak masih sulit untuk menerima.

Interviewer: Baik, eee... pertanyaan selanjutnya, apa saran Anda untuk meningkatkan komunikasi yang jelas dan tegas dalam modul Ajar Bahasa Inggris?

Interviewee: Nah, itu tadi kayaknya sepertinya bagusnya itu modulnya disesuaikan dengan kemampuan siswa di tingkat seperti SMP ini, kelas 1, kita masih mulai belajar dari dasar dulu, kayak itu descriptive, setengah mati kalau langsung mau diaplikasikan, jadi dia harus diajar dulu dari dasarnya dulu, betul-betul grammar, eeee... speaking-nya kurang sekali.

Interviewer: Baik, Ibu, pertanyaan selanjutnya, bagaimana modul Ajar saat ini mendukung Anda dalam membangun hubungan yang positif dengan siswa?

Interviewee: Nah Ini juga eee... salah satu kelebihanannya modul, kan sekarang itu rata-rata saya lihat itu modul bergambar, khususnya Bahasa Inggris, semacam yang Giving Direction itu, semacam yang kota itu, rata-rata modulnya itu dia bergambar, jadi ada sedikit ketertarikan anak-anak untuk belajar, karena anak-anak itu lebih cenderung, senang jika dia bergambar materinya, daripada monoton, hanya sekedar reading-reading, membaca, kalau ada gambarnya, dia ada ketertarikan khusus untuk belajar.

Interviewer: eee... Lanjut ke pertanyaan selanjutnya, Ibu, apa rekomendasi Anda untuk meningkatkan aspek hubungan dan rasa hormat antara guru dan siswa dalam modul Ajar?

Interviewee: Apa rekomendasi Anda untuk meningkatkan aspek hubungan dan rasa hormat antara guru dan siswa dalam modul Ajar? Tadi sepertinya, kalau misalnya tadi itu modulnya sesuai dengan kemampuan siswa, kayaknya bagus interaksinya antara maksudnya anak-anak bisa nyambung, kita kasih materinya, jika modulnya sesuai dengan kemampuan mereka, karena kalau misalnya kita modul yang sekarang itu, dan kita kasih, rata-rata anak cuma belum bengong-bengong, kayak tidak paham ini apa ini, Ibu.

Interviewer: Oke, hmmm... ke pertanyaan selanjutnya, Ibu, apakah Anda merasa bahwa prinsip-prinsip Assertive Discipline sudah terintegrasi dengan baik dalam modul Ajar Bahasa Inggris? Jika belum, apa yang perlu ditambahkan?

Interviewee: Ya kalau untuk penerapan prinsip-prinsip assertive diciplinanya sudah bagus sisa cara kita mengaplikasikannya di siswa. Untuk menunya sudah bagus sisa bagaimana untuk mengaplikasikannya di siswa-siwanya.

Interviewer: Oke eee... pertanyaan selanjutnya, bagaimana modul Ajar

dapat lebih baik dalam mendukung penerapan prinsip-prinsip Assertive Dicipline di kelas?

Interviewee: bagaimana modul Ajar dapat lebih baik dalam mendukung penerapan prinsip-prinsip Assertive Dicipline di kelas? Ini penerapannya, saya kira tadi, kalau sebenarnya sudah sesuai dengan kemampuannya, kita juga guru enak menerapkan eee... prinsip-prinsipnya yang ada di kelas, kalau siswa sudah bisa eee... apa? menjangkau atau sudah bisa memahami maksud dari modul yang diajarkan.

Interviewer: Baik, mungkin itu saja, Kak. Interview singkat kami untuk pengembangan modul kami. Terima kasih banyak, Kak, untuk waktu luangnya. Assalamualaikum Wr. Wb.



Curriculum Vitae



Naufal Fathona, The researcher of the thesis titled "Developing English Teaching Handbook Based on Assertive Discipline Classroom Management for Seventh-Grade Students of SMP Laniang on the Unit 3 'What Do You Like?' in The Joyful English 1 Coursebook," Naufal Fathona was born on July 11, 2003, in Makassar, South Sulawesi, Indonesia. He is the child of Mrs. Andi Hamsina and Mr. Djabir.

Naufal began his educational journey in Makassar and continued his studies, ultimately enrolling at UIN Alauddin Makassar, where he pursued his major in English Education within the Faculty of Tarbiyah and Teacher Training. Here, he developed a strong foundation in language teaching methodologies and research, which he applied in his thesis work focusing on innovative classroom management strategies to enhance English learning outcomes.

UNIVERSITAS ISLAM NEGERI
ALAUDDIN
M A K A S S A R