DEVELOPING TEACHER'S BOOK BASED ON INQUIRY LEARNING MODEL OF RECOUNT TEXT UNIT FOR THE EIGHTH GRADE STUDENTS

A Thesis

Submitted in Partial Fulfillment of the Requirements for the Degree of *Sarjana Pendidikan* in English Education Department of Tarbiyah and Teacher Training Faculty of UIN Alauddin Makassar

By

PUTRI JAMILAH
Reg. Number: 20400121038

ENGLISH EDUCATION DEPARTMENT
TARBIYAH AND TEACHER TRAINING FACULTY
UNIVERSITAS ISLAM NEGERI ALAUDDIN MAKASSAR
2025

PERNYATAAN KEASLIAN SKRIPSI

Mahasiswa yang bertanda tangan dibawah ini:

Nama	: Putri Jamilah
NIM	: 20400121038
Tempat/Tgl Lahir	: Lasusua/26 Mei 2003
Jur/Prodi/Konsentrasi	: Pendidikan Bahasa Inggris
Fakultas/Program	: Tarbiyah dan Keguruan
Alamat	: Ulukalo, Desa Watuliwu, Kec. Lasusua, Kab. Kolaka Utara, Prov. Sulawesi Tenggara.
Judul Skripsi	: *Developing Teacher's Book Based on Inquiry Learning Model of Recount Text Unit for the Eighth Grade Students*

Menyatakan dengan sesungguhnya dan penuh kesadaran bahwa skripsi ini adalah hasil karya sendiri. Jika kemudian hari terbukti bahwa ini merupakan duplikat, tiruan, plagiat, atau dibuat orang lain, sebagian atau seluruhnya, maka skripsi dan gelar yang diperoleh karenanya batal demi hukum.

Samata-Gowa, 24 Juni 2025
Researcher,

Putri Jamilah
Reg. Number: 20400121038

UNIVERSITAS ISLAM NEGERI
ALAUDDIN
MAKASSAR

PENGESAHAN SKRIPSI

Skripsi berjudul **"Developing Teacher's Book Based on Inquiry Learning Model of Recount Text Unit for the Eighth Grade Students"**, yang disusun oleh Saudari Putri Jamilah, NIM: 20400121038, mahasiswi Program Studi Pendidikan Bahasa Inggris Fakultas Tarbiyah dan Keguruan UIN Alauddin Makassar, telah diuji dan dipertahankan dalam sidang Ujian Skripsi (Munaqasyah) yang diselenggarakan pada hari Rabu , tanggal 18 Juni 2025, bertepatan dengan tanggal 22 Dzulhijjah 1446 H, dinyatakan telah dapat diterima sebagai salah satu syarat untuk memperoleh gelar Sarjana Pendidikan pada Jurusan Pendidikan Bahasa Inggris dengan beberapa perbaikan.

Gowa, 24 Juni 2025

DEWAN PENGUJI:
Nomor SK 2487 Tahun 2025

Ketua Sidang	: Dr. Sitti Nurpahmi, S.Pd., M.Pd.	(.....)
Sekertaris Sidang	: Dr. Azizul Hakim, M.Pd.I.	(.....)
Penguji I	: Indah Fadhilah Rahman, S.Pd.I., M.Hum.	(.....)
Penguji II	: Andi Asmawati, S.Pd., M.Pd.	(.....)
Pembimbing I	: Prof. Dr. Hj. Mardiana, M.Hum.	(.....)
Pembimbing II	: Nur Aliyah Nur, M.Pd.	(.....)

Disahkan Oleh:
Dekan FTK UIN Alauddin Makassar,

Dr. H. Andi Achruh, M.Pd.I
NIP 196609081994031002

UNIVERSITAS ISLAM NEGERI ALAUDDIN MAKASSAR

ACKNOWLEDGEMENT

بِسْمِ اللَّهِ الرَّحْمَٰنِ الرَّحِيمِ

Alhamdulillahi Robbil Alamin, the researcher, would like to express profound thanks to the almighty *Allah Subhanahu Wa Ta'ala.,* the most gracious, the most merciful, for His blessings throughout this research endeavor. *Sholawat* and *Salam* forever to the Prophet Muhammad *Shalallaahu Alaihi Wassalaam* for leading mankind from the darkness to the lightness.

The researcher would like to express her sincere gratitude to her beloved father, the late **Achmad Sese.** The researcher will always remember how much her father supported and encouraged her. The researcher would also like to express her deepest gratitude to her beloved mother, **St. Husniah**. The researcher will always remember all the sacrifices and patiences her mother has made to ensure the researcher's academic success. With all limitations, her mother always gives the best for researcher. May *Allah Subhanahu Wa Ta'ala* reward her mother for all her kindness. The researcher would like to acknowledge the valuable guidance, corrections, help, suggestions and advice of many people during the process of conducting the research and writing this thesis.

Therefore, the researcher would like to take this opportunity to express the great gratitude and appreciation to:

1. **Prof. Hamdan Juhannis, M.A, Ph.D.,** the Rector of Universitas Islam Negeri Alauddin Makassar for providing an institutional home with all facilities during the study process of the researcher and all his vices.
2. **Dr. H. Andi Achruh, M.Pd.I.,** the Dean of Tarbiyah and Teacher Training Faculty for the generosity and assistance during the researcher's study, and all his services.
3. **Dr. Sitti Nurpahmi, S.Pd., M.Pd.,** the Head of the English Education Department, with all of the lecturers and the administration staff, for their kindness, guidance, and cooperation all these times.
4. **Prof. Dr. Hj. Mardiana, M.Hum.,** and **Nur Aliyah Nur, M.Pd.,** the first and second consultants, who generously dedicated their time to providing thorough guidance, insightful feedback, and continuous support, enabling the researcher to conduct the research with enthusiasm and enjoyment.
5. **Indah Fadhilah Rahman, S.Pd. I., M.Hum.,** and **Andi Asmawati, S.Pd., M.Pd.,** the first and second examiners who spent a lot of time improving the researcher's thesis.
6. **Muh. Sayuti** and **Andi Nurmala Sari S.Pd.,** the reaercher’s brother and sister in-law who has provided a place to stay and all the facilities the researcher’s need while in Makassar.
7. The researcher’s RnD Team *(Teman Baik),* **Irmayanti, Mutmainna, Mar’atun Wajihah, Iin Andriani, Nurhayana,** and **Andi Muslihah Saifullah**

whose always support each other and teaches the researcher about solidarity and togetherness. The researcher is deeply grateful for such wonderful friends. This friendship will always hold a special place in the researcher's heart.

8. The researcher's classmates *(Muzeke)*, the researcher deeply grateful to her classmates for their contributions to the researcher's academic journey. Their support, discussions, and encouragement have made this experience truly memorable.
9. All of the people whose names are not mentioned in this acknowledgment but who always give much prayer, advice, and support to the researcher.
10. Ultimately, the researcher knows this thesis is imperfect, so the researcher highly appreciates any corrections, suggestions, comments, and criticisms to improve this thesis. Finally, by reciting *Alhamdulillahi Robbil Alamin*, the researcher can complete the thesis, and may all efforts and suffering be endlessly blessed by *Allah Subhanahu Wa Ta'ala.*

Samata-Gowa, 18 Juni 2025
The researcher,

Putri Jamilah
NIM: 20400121038

LIST OF CONTENTS

ACKNOWLEDGEMENT ii
TABLE OF CONTENTS v
LIST OF TABLES vii
LIST OF FIGURES viii
LIST OF APPENDICES x
ABSTRACT xi
CHAPTER I INTRODUCTION 1
A. Research Backround 1
B. Research Focus and Focus Description 7
C. Research Questions 11
D. Previous Studies 12
E. Research Objectives and Significances 15
F. Product Spesifications 17
CHAPTER II LITERATURE REVIEW 19
A. Research and Development 19
B. English Language Teaching (ELT) Material 19
C. Teacher's Book 20
D Student's Book 24
E. Learning Model 25
F. Inquiry Learning Model 27
G. Recount Text with the Themeof Yes, We Made It! 33
H. Conceptual Framework 35
CHAPTER III RESEARCH METHODOLOGY 39
A. Research Types and Location 39

B. Research Approach 39
C. Research and Development Design 40
D. Data Sources 41
E. Data Collection Procedure 42
F. Research Instrument 44
G. Data Processing and Analysis Techniques 46
CHAPTER IV RESEARCH RESULTS AND DISCUSSION 49
A. The Result of Analyzing Phase 49
B. The Results of Design Phase 60
C. The Result of Development Phase 78
D. The Results of Evaluation Phase 83
CHAPTER V CLOSING 119
A. Conclusion 119
B. Implications of Research 121
BIBLIOGRAPHY 123
APPENDICES 127
CURRICULUM VITAE 230

LIST OF TABLES

Table 3.1 Level of Validity 48

Table 4.1 The Result of Need Analysis Based on Students' Questionnaires 49

Table 4.2 The Result of Teacher's Interview 52

Table 4.3 The Result of Syllabus Design 76

Table 4.4 Validators' Suggestions on the Developed Teacher's Book 84

Table 4.5 Content Feasibility 85

Table 4.6 Presentation Feasibility 88

Table 4.7 Language Feasibility 91

LIST OF FIGURES

Figure 2.1 Conceptual Framework....35

Figure 3.1 Validation Checklist....48

Figure 4.1 Cover Before Development....78

Figure 4.2 Cover After Development....78

Figure 4.3 Basic Competencies Before Development....79

Figure 4.4 Core Competencies After Development....79

Figure 4.5 Basic Competencies After Development....79

Figure 4.6 Orientation Before Development....80

Figure 4.7 Orientation After Development....80

Figure 4. 8 Formulating Problem After Development....80

Figure 4.9 Answer Key Before Development....81

Figure 4.10 Answer Key After Development....81

Figure 4.11 Module Cover Without Revision....94

Figure 4.12 Core Competency Without Revision....95

Figure 4.13 Basic Competency Without Revision....96

Figure 4.14 Orientation Before Revision....98

Figure 4.15 Orientation After Revision....99

Figure 4.16 Formulating Problem Before Revision....101

Figure 4.17 Formulating Problem After Revision 101

Figure 4.18 Formulating Hypothesis Before Revision 104

Figure 4.19 Formulating Hypothesis After Revision 104

Figure 4.20 Collecting Information Before Revision 107

Figure 4.21 Collecting Information After Revision 107

Figure 4.22 Testing Hypothesis Before Revision 110

Figure 4.23 Testing Hypothesis After Revision 110

Figure 4.24 Formulating Conclusion Before Revision 112

Figure 4.25 Formulating Conclusion After Revision 113

Figure 4.26 Answer Key Before Revision 115

Figure 4.27 Answer Key After Revision 115

Figure 4.28 Answer Key After Revision 115

LIST OF APPENDICES

APPENDIX I Interview Guideliness for Teacher 128

APPENDIX II Transcript 129

APPENDIX III The Result of Interviews' Data Processing 134

APPENDIX IV The Result of Syllabus Design 139

APPENDIX V Validation Checklist of Teacher's Book 159

APPENDIX VI Existing Teacher's Book Unit 11 Yes, We Made It! 177

APPENDIX VII The Developed Teacher's Book 180

APPENDIX VIII Documentations 229

ABSTRACT

Title : ***Developing Teacher's Book Based on Inquiry Learning Model of Recount Text Unit for the Eighth Grade Students***
Year : **2025**
Researcher : **Putri Jamilah**
Consultant I : **Prof. Dr. Hj. Mardiana, M. Hum.**
Consultant II : **Nur Aliyah Nur, M.Pd.**

This study aims to develop an English teacher's book for eighth-grade teachers at Islamic Boarding School Abnaul Amir Gowa. Focusing on Chapter IX, 'Yes, We Made It!' with Recount Text material, this book will complement the student's book unit previously developed by Rahmah (2023). Its design will adhere to the 2013 curriculum and incorporate the inquiry learning mode

This study employed the R&D (Research and Development) methodology, utilizing the ADDIE model as a framework for instructional design. The needs analysis phase involved conducting interviews with eighth-grade English teacher at MTs Abnaul Amir Gowa to identify their specific needs. The design phase resulted in a syllabus incorporating indicators and an inquiry-based learning model. The development of the teacher's book followed the inquiry learning stages: orientation, formulating a problem, formulating a hypothesis, collecting information, testing the hypothesis, and formulating a conclusion.

Finally, the teacher's book was validated based on the four aspects of textbook eligibility proposed by *Badan Standar Nasional Pendidikan* (BSNP). According to the validators, the teacher's book was validated for content feasibility with a score of 3.82, indicating its relevance to teacher needs. Furthermore, its presentation feasibility was rated at 3.81, including the clarity of its sentence composition. Finally, for language feasibility, the teacher's book received a score of 3.86, specifically regarding the absence of ambiguity or confusing sentences. After several evaluations and improvements, the results show that the Teacher's book is valid and eligible.

The teacher's book has been deemed suitable for supplementary use after expert material validation. Nevertheless, its transition to a primary textbook role mandates an implementation stage followed by additional validation from experts.

CHAPTER I

INTRODUCTION

A. *Research Background*

Indonesia is a country that demands education for its citizens. Education is a process needed to obtain balance and perfection in the development of individuals and society. The emphasis of education compared to teaching lies in the formation of awareness and personality of individuals or communities in addition to the transfer of knowledge and skills. With this kind of process, a nation or state can pass on religious values, culture, thoughts and skills to the next generation, so that they are truly ready to welcome a brighter future for the life of the nation and state (Nurkholis, 2013).

Education is a complex activity, and includes various components that are closely related to each other. Therefore, if education is to be implemented in a planned and organized manner, then the various factors involved in education must be understood first. Various components in the education system, both in micro and macro studies need to be recognized in depth so that these components can be functioned and developed in order to optimize the educational work towards the achievement of educational goals set (Wahyudi et al., 2006).

Article 1 of the SISDIKNAS Law no. 20 of 2003 states that the National Education System is the overall educational components that are interrelated in an integrated manner to achieve national education goals. Departing from the sound of this article, it can be seen that education is a system which is a totality of structures consisting of components that are interrelated and together lead to the achievement of national education goals (Soetarno, 2004). The components of national education include the environment, infrastructure, resources and society. These components work together, interrelated and supportive in achieving educational goals (Munirah, 2015).

The development of the education paradigm in Indonesia faces great challenges to be able to produce qualified, creative, broad-minded and character students. In line with efforts to improve the quality of education, the government has updated the 2013 national curriculum by making several revisions which aim to facilitate teachers and students in carrying out the learning process at school. One of the efforts made by organizing an educational process that provides opportunities for students to develop their potential and by developing the expected competencies. As the human potential described in Al-Quran Surah An-Nahl verse 78:

وَاللّٰهُ اَخْرَجَكُمْ مِّنْۢ بُطُوْنِ اُمَّهٰتِكُمْ لَا تَعْلَمُوْنَ شَيْـًٔاۙ وَّجَعَلَ لَكُمُ السَّمْعَ وَالْاَبْصَارَ وَالْاَفْـِٕدَةَۙ لَعَلَّكُمْ تَشْكُرُوْنَ

Meaning:

> “And Allah took you out of your mother's womb knowing nothing, and He gave you hearing, sight, and a conscience, that you may be grateful.”

Surah An-Nahl verse 78 reminds us that humans are created in a state of knowing nothing. Allah SWT then bestows upon us the blessings of hearing, sight, and a heart so that we may understand and appreciate all of His creations. In the context of developing teacher's books, this verse can be interpreted as a reminder that teachers have a crucial role in broadening students' knowledge.

Teachers have a great responsibility to present learning materials that are not only informative but also engaging and relevant to students. Before a teacher teaches, the teachers must prepare the materials they will teach, prepare teaching aids, prepare questions and directions to provoke active learners, all of which are described in the learning device (Daryanto, 2014). Just as Allah SWT has given us the blessing of learning, we must also provide the 'blessing' of learning to students through the books we develop. By understanding the needs and characteristics of students, we can create teacher's books that are not only effective in delivering material but also capable of stimulating students' interest in learning.

Effective learning will be created by choosing interesting learning models and methods (Devirita et al., 2021). One of the learning models that can improve students' critical thinking is the inquiry learning model. The inquiry-based

teaching method is one of the learning methods that is quite easy to implement because it does not require a special room or other equipment (Nurrohma, 2012). The inquiry-based teaching method has many benefits, including as an alternative to creating varied conditions in teaching and learning activities, training to be able to think more critically, easy to implement in classes with large numbers of students, helping teachers in solving learning problems such as improving student achievement (Merta, 2019). Inquiry learning is a learning method that basically invites students to actively ask questions and experiment independently during the learning process. In the inquiry learning model, learners search for learning materials independently. Learners find out the material by asking questions and conducting research or research independently.

The 2013 curriculum utilizes two key resources: a teacher's book and a student book. The teacher's book serves as a crucial guide for educators, providing scientifically-based instructional strategies aligned with the curriculum's requirements. The student book, designed specifically for learners, offers a structured approach to skill development through engaging exercises. By adhering to this comprehensive framework, schools can effectively achieve their learning objectives.

One of the schools that still implements the K–13 curriculum is MTS Abnaul Amir Gowa, situated in Moncobalang, Bontosunggu, South Bontonompo

District, Gowa Regency, South Sulawesi. In the learning process, this school utilizes two main resources: the teacher's book and the student's book. The use of both books is essential to ensure that the learning objectives are successfully achieved. Inquiry model learning is not only carried out in the implementation of learning but also in the form of books as a guide for teachers and as a form of learning activities for students. Student's books are also guidebooks for students in learning activities that contain subject matter, investigation activities based on concepts, science activities, information and examples of the application of science in everyday life (Trianto, 2013). Furthermore, Muslich (2010) defines teacher's book as books that contain descriptions of material about certain subjects or fields of study, which are arranged systematically and have been selected based on specific objectives, learning orientation and learner development to be assimilated.

Recognizing the need for comprehensive teacher support, this research focuses on developing a teacher's book to complement existing student materials. This guide will provide teachers with valuable resources, including lesson plans, learning activities, and assessment tools, to effectively facilitate student learning. The material that will be developed is material regarding recount text. Because this section requires an explanation or direction regarding what the teacher must do when teaching material based on the inquiry learning model. Recount text is a type of text that contains stories about experiences in

the past. The purpose of recount text is usually to retell and provide information and entertain readers. Therefore, teachers need relevant direction so that students are able to understand how to create recount text.

Building upon the successful creation and development of student books by a previous researcher. This student book is the result of the development of Rahmah (2023), research entitled Developing Inquiry Learning Model-Based Elt Material of Recount Text Unit for the Eighth Grade Students of Islamic Abnaul Boarding School Amir Gowa. This achievement has sparked the interest of subsequent researchers to carry the work forward. The researcher aim to contribute by focusing on the development of a teacher's book, which is intended to serve as a complementary resource. This teacher's book would enhance and support the materials provided in the student book, ensuring a more comprehensive and integrated approach to the learning process. The research will be conducted at the Islamic boarding school Abnaul Amir Gowa, which is located in Moncobalang, Bontosunggu, South Bontonompo District, Gowa Regency, South Sulawesi Province.

Based on the review and explanation provided, the need to develop teacher's book that are line with the student book of inquiry learning model-based elt material of recount text unit for the eighth grade students of islamic boarding school abnaul amir gowa is evident. This can be achieved through the implementation of an inquiry learning model in the research titled "Developing

Teacher's Book Based on Inquiry Learning Model of Recount Text Unit for the Eighth Grade Students".

B. *Research Focus and Focus Description*

1. Research Focus

This research focuses on developing teacher's book in chapter XI "Recount Text" for junior high school students in the eighth grade based on the Inquiry learning model. This study used the ADDIE model to support the researcher. The researcher went through five phases to obtain the results of the research objectives. The researcher has limited time and budget to conduct this research. So, the research used four phases: needs analysis, design, development, and evaluation.

The English teacher's book "*Bahasa Inggris:* When English Rings a Bell" contains 13 units or chapters. This study consists of thirteen researchers, so each researcher developed one unit/chapter. In this study, the researcher focuses on developing teacher's book in chapter XI "Yes, We Made It." Chapter XI discusses material about Recount Text.

In this research, directions or guidelines were made for teachers in the inquiry learning model. The directions or guidelines focuses on the teacher, especially what directions the teacher should do in the inquiry learning model. The right direction from the teacher supported student activeness in the learning process. Activities are usually like activities that can encourage

students to investigate.

2. Focus Description

The definition of the key terms includes various interpretations of keywords related to this research based on the researcher's knowledge. The definitions are meant to be understandable and specific about what they mean.

a. Developing

Developing is a process that can increase the potential effectiveness of the past. In the context of education, developing refers to the process of improving the content of teaching material or subject matter. The aim is to improve the quality and relevance of teacher books, make it easier for teachers to deliver material, and ensure that directions are in line with educational standards and goals. This process includes evaluation and adding direction or guidance for teachers.

b. ELT Material

English Language Teaching (ELT) material refers to the process of teaching and learning English as a second or foreign language to peoplpe who do not speak the language as their mother tongue. The main goal of ELT itself is to help student develop English language skills that include speaking, listening, reading and writing in English. Teaching method may very depending on the context, the ability level of the students, and the desired learning objectives.

c. Teacher’s Book

The teacher's book is a guide for teachers in carrying out learning in the classroom. The teacher's book also contains learning materials and teaching strategies that can be used in the teaching and learning process. The teacher's book contains learning steps that can be followed systematically by teachers. Teacher’s book is very important for improving the quality of learning in the classroom. Without a teacher's book, teachers may have difficulty creating effective lesson plans. With a teacher's book, teachers can have clear guidance about what to teach and how to teach it. Therefore, this research aims to create a teacher's book that can help teachers in preparing effective learning plans.

d. Student’s Book

The student's book is a textbook specifically designed for students to use as a guide in the learning process. It typically contains subject matter, sample questions, exercises, and assignments that align with the applicable curriculum. The primary purpose of a student's book is to assist students in understanding taught concepts, developing skills, and achieving established learning objectives.

e. Learning Model

Learning model is a system or strategy used by educators to help students acquire and understand certain concepts and skills. Learning models are often designed around a particular learning theory and include different teaching methods, aids, and learning activities. The goal is to create a learning

environment that is stimulating and interactive and helps students achieve their learning goals more effectively and efficiently. Some examples of learning models that are commonly used are Cooperative Learning, Problem-Based Learning, Inquiry-Based Learning, and Discovery Learning

f. Inquiry Learning Model

The inquiry learning model is a learning model that emphasizes the process of discovery and understanding through investigative and exploratory activities. In this model, the teacher acts as a facilitator and assists students in finding answers to the questions they ask. Students become active in learning and responsible for collecting information, analyzing data, and drawing conclusions. This model focuses on learning processes and outcomes oriented toward conceptual understanding and application in everyday life.

g. English Topic "Yes, We Made It! / Recount Text"

This research focuses on developing teacher's book based on inquiry learning model of recount text unit. Yes, We Made It! is the unit of material as well as the main topic that will be developed by the researcher. Yes, We Made It! unit discusses how to recount past experiences, events and activities, then be able to retell the experience with a feeling of pride using Simple past tense and recount text. Past tense generally contains information about an action or event that has been done or happened in the past. At the same time, recount text is a type of text that recounts an activity, event or experience, usually in the past.

The purpose of this text is to entertain people who listen to it. Recount text is a type of text that tells about a story, action, or activity. Usually, recount text retells events or experiences that happened in the past.

C. *Research Questions*

Based on the background of this research, how to develop the teacher's book based on Inquiry Learning Model of "Recount Text" Unit is the main problem of this research. Therefore, the sub-problems of this research are:

1. What are the teacher's needs of Recount Text Unit for the eighth-grade students of Islamic Boarding School Abnaul Amir Gowa based on Inquiry learning model?
2. How is the design of teachers' book of Recount Text Unit for the eighth-grade students of Islamic Boarding School Abnaul Amir Gowa based on Inquiry learning model?
3. How is the development of teachers' book of Recount Text Unit for the eighth-grade students of Islamic boarding school Abnaul Amir Gowa based on inquiry learning model?
4. How are the evaluation results of teachers' book of Recount Text Unit for the eighth-grade students of Islamic boarding School Abnaul Amir Gowa based on Inquiry learning model?

D. *Previous Studies*

This section centres on the study of some of the findings of previous research on topics related to developing Teacher's Book based on Inquiry Learning model of Recount Text Unit for the eighth grade student of junior high school. Various researchers have conducted research related to English material about developing material. As a reference from the previous research, the researcher is present in this section.

Firstly, a research was conducted by Rahmah (2023) under the title "Developing Inquiry Learning Model-Based ELT Materials of 'Yes, We Made It!' Unit for the Eighth Grade Students of Islamic Boarding School Abnaul Amir Gowa." The main objective of this research is to develop English learning materials for grade VIII students of Abnaul Amir Junior High School Gowa based on inquiry learning model. The development of this material is intended to support the English learning process at the school to be more effective and interesting for students. The evaluation results show that the developed materials are valid, practical, and effective. Valid because the materials meet the learning objectives. Practical because they are easy for teachers to implement. Effective because it can improve students' learning outcomes. Thus, the purpose of developing inquiry model-based learning materials has been achieved. The materials can be implemented to support English language learning at Abnaul Amir Junior High School, Gowa.

The second study comes from Tahapary (2022) under the title “Peningkatan Hasil Belajar Bahasa Inggris Melalui Strategi Pembelajaran Inkuiri.” The purpose of this study was to improve students' English learning outcomes using inquiry learning strategies. The researcher wants to know whether learning English, especially reading descriptive text using inquiry learning strategies can improve student learning outcomes. By increasing students' learning outcomes, it is hoped that it can improve students' understanding of descriptive text reading learning materials.

The third research comes from Isra & Asrobi (2018), titled “The Use of Inquiry-Based Learning Strategy in Teaching Writing Skill for the Eighth Grade Students Junior High School”. This study focused on exploring the application of inquiry-based learning methods to improve the teaching of writing skills for eighth-grade junior high school students. The participants comprised two classes of eighth-grade students, with one class selected as a representative sample. Data analysis showed that the mean score of the initial assessment was 59.14, while the mean score of the follow-up assessment was 63.62. Therefore, using an inquiry-based learning approach significantly improved writing skills among eighth-grade students at MTs.

The fourth study is proposed by Ambarita (2020) under the title “Metode Inquiry-Based Teaching Dalam Ketrampilan Menulis.” The purpose of this study is to determine the students' recount text writing skills before the Inquiry

Based-Teaching method, knowing the state of students during the Inquiry Based-Teaching method, knowing the improvement of students' recount text writing skills with the Inquiry Based-Teaching method. The result is an increase in the average score of students before and after applying the Inquiry Based Teaching method.

The fifth study comes focuses from Amir et al., (2019) under the title "Developing Inquiry Learning Model-Based ELT Materials for the seventh Grade of Junior High School." The study is intended to develop English language materials for seventh-grade students, especially on basic competencies 3.7 & 4.7 and 3.8 & 4.8 at MTs Madani Pao-pao based on the 2013 curriculum supported by using an inquiry learning model and using HOTS characteristics on the indicators achieved. The research design used in this study is Research and Development (R&D). The results show that the developed product can be applied to be taught to grade VII junior high school students as an English topic for them.

Based on the results of previous studies, researcher can describe the similarities and differences with this study. Related to the similarities, this research and previous research discuss the same issue, namely research that conducts the development of English learning materials with the Inquiry model that follows. Related to the difference or novelty of this research includes two main aspects, namely the research subject and the focus of material content.

Related to the research subject, the four previous studies were conducted at the junior high school level at each grade level (7,8,9). This study was also conducted at the junior high school level but took the focus of the subject specifically at the eighth grade of Islamic Boarding School Abnaul Amir Gowa. In addition, related to the focus of the material, research from Rahmah (2023) focuses on the Developing Inquiry Learning Model-Based ELT Materials of Recount Text, while this study focuses on developing Teacher's Book Based on Inquiry learning model of Recount Text. This research was conducted in the same location, namely at the Abnaul Amir Islamic boarding school in Gowa. In addition, the researcher developed each unit of the teacher's book "Bahasa Inggris: When English Rings a Bell" as the focus of developing teacher's book based on the inquiry model.

E. *Research Objectives and Significances*

Related to the problem statements above, this research aims to develop teacher's book for the eight-grade of Islamic boarding school based on the inquiry learning. The spesific objectives of this research are:

1. To analyze the teacher's needs of Recount Text Unit for the eighth-grade students of Islamic Boarding School Abnaul Amir Gowa based on Inquiry learning model.
2. To design teachers' book of Recount Text Unit for the eighth-grade students of Islamic Boarding School Abnaul Amir Gowa based on Inquiry

learning model.

3. To develop teachers' book of Recount Text Unit for the eighth-grade students of Islamic boarding school Abnaul Amir Gowa based on inquiry learning model.
4. To find out the evaluation results of teachers' book of Recount Text Unit for the eighth-grade students of Islamic boarding School Abnaul Amir Gowa based on Inquiry learning model.

Based on the objectives to be achieved, the expected benefits to be obtained from this development are as follows:

1. Theoretical Significance

The theoretical significance of this research is it can be a contribution to teacher's book, especially for the eighth-grade students. Furthermore, the findings can be used as a reference for future research. In practice, this teacher's book may be utilized as a teaching alternative to help learning process for these students. Understanding of the development of teacher's book using inquiry learning models. Readers can also understand what RnD research means and the process. It also becomes a source of theory for other researchers who are interested in conducting relevant research.

2. Practical Significance

Research products were conducted for students, teachers (especially in Islamic boarding School Abnaul Amir Gowa), and researcher interested in the

inquiry learning model.

a. Teachers

This teacher's book based on inquiry learning can be an alternative guide for teachers to design an English learning process that is fun, easy to understand, and as a guide on how to deliver recount text material to make it more interesting and challenging so as to improve higher cognitive aspects.

b. Students

Through this research product, students are expected to have high motivation to learn because there is an interesting presentation of learning material by the teacher.

c. Researchers

The teacher's book that has been developed can increase insight and knowledge for conducting further research related to the inquiry learning model.

F. *Product Specifications*

Related to the research objectives and significances statements above, the final product that was produced in this study inlude:

1. The target of this study is the English Teacher from Islamic Boarding School Abnaul Amir Gowa.
2. The developed teacher's book refers to the inquiry learning model-based student book and the teacher's book "When English Rings a Bell".

3. This book was developed in accordance with the stages outlined in the ADDIE model.
4. The developed teacher's book contains instructions that are in line with the student's book for class VIII Islamic Boarding School Abnaul Amir Gowa that has been developed by previous researcher.

CHAPTER II

LITERATURE REVIEW

A. *Research and Development*

Research and development (R&D) is an important process in creating innovation and progress in various fields of life. It can help improve learning methods and the quality of education. Research and Development is the process of researching consumer needs and then developing products to meet those needs (Gay, 2009). Kauffman (2009) also argues that models based on certain concepts refer to rational systems of objects as products. The research and development process consists of several steps: finding relevant research for the product to be developed, developing the product, field testing for use, and revising deficiencies (Gall et al., 2003).

B. *ELT Material*

Using language, humans can communicate to socialize and convey their thoughts (Saepudin, 2014). Language learners show individual differences in their language learning due to needs, interests, and motivations. Materials used in language programs can be illustrative, experiential, elucidative, or exploratory in that they can educate students about the language, give them exposure to it in use, and assist them in making their own discoveries about it (Nikoopour & Farsani, 2011). Materials include anything that can be used to

facilitate language learning. They can be linguistic, visual, auditory, or kinesthetic and can be presented in print, through live performance or display, or on cassette, CD-ROM, DVD, or the Internet (Tomlinson, 2001).

C. *Teacher's Book*

Teacher's book is a set of lesson substances that cover the content of the curriculum that students must achieve in learning activities and are arranged systematically so as to create an environment/atmosphere that allows students to learn (Devirita et al., 2021). Teacher's book is a book that teachers use to guide students through the learning process.

According to Djalal (2001), the books used in schools in Indonesia consist of four types, namely textbooks, reading books, resource books, and teachers' books that usually accompany the textbooks. Naturally, the teacher's manual, which serves as one of the guides for educators in carrying out instruction, needs to be of the highest caliber. When creating a high-quality teacher's manual, consideration must be given to the elements of acceptable book quality standards. *Badan Standar Nasional Pendidikan* (BSNP) is an independent institution with a mission to develop, monitor, and evaluate the implementation of national education standards These components can be summarized as follows (BSNP, 2006 : 141-164).

1. Content Eligibility Components

The content eligibility component contains 8 subcomponents, namely:

a. Material coverage

This component ensures that the content comprehensively covers the specified learning objectives. It checks whether the material is broad enough to provide a solid foundation for understanding the topic.

b. Material insurance

This component verifies the correctness and truthfulness of the information presented. It ensures that the content is free from errors and misconceptions.

c. Up-to-date

This compononet assesses whether the content is current and relevant to the present time. It ensures that the material aligns with contemporary knowledge and practices.

d. Contains productivity insights

This component examines whether the content inspires learners to apply their knowledge in practical ways. It encourages learners to be active and innovative.

e. Stimulate curiosity

This component evaluates the content's ability to spark interest and curiosity in learners. It helps to motivate learners to explore the subject matter further.

f. Develop life skills

This component assesses whether the content helps learners develop essential life skills such as critical thinking, problem-solving, and communication. It ensures that the material contributes to learners' overall personal and social development.

g. Develop insight into diversity

This component examines whether the content promotes understanding and appreciation of different cultures, perspectives, and backgrounds. It fosters tolerance, empathy, and global citizenship.

h. Contains contextual insights

This component evaluates whether the content is relevant to real-world situations and experiences. It helps learners to apply their knowledge to practical contexts.

2. Language Components

The language component contains 7 subcomponents, namely:

a. Developmentally appropriate for learners

The language used should be suitable for the learners' age, cognitive level, and language proficiency. The complexity of language structures and vocabulary should gradually increase as learners progress.

b. Communicative

The language used should be functional and meaningful. The materials

should provide opportunities for learners to practice real-world communication skills.

c. Dialogical and interactive

The materials should encourage interaction and dialogue between leaners and between the teacher. Activities should be designed to promote active participation and engagement.

d. Straightforward

The language used should be clear and easy to understand. The presentation of information should be logical and well-organized.

e. Coherence and orderliness of thought flow

The ideas and information presented should be logically connected and flow smoothly. The material should be organized in a way that is easy to follow.

f. Conformity with correct Indonesian language rules

The language used should adhere to standard Indonesian grammar and usage. The materials should model correct language use.

g. Consistency in the use of terms and symbols

The same terms and symbols should be used consistently throughout the material. This helps to avoid confusion and promotes understanding.

3. Presentation Components

The presentation component contains 3 sub-components, namely:

a. Presentation technique

This component refers to the methods and strategies used to deliver the content. It includes: clarify and conciseness, engagement, organization, visual aids.

b. Supporting material presentation

This component focuses on the supplementary materials that support the main content. It includes: workbooks and exercises, multimedia resources, assessment tools.

c. Presentation of learning

This component relates to how learners demonstrate their understanding of the material. It includes: assignment and projects, presentations, discussions and debates.

4. Graphics Components

The graphical component includes the size of the book, the skin of the book, and the content of the book. The preparation of the Teacher's Guide Book refers to several components of good book quality, namely material/content, language feasibility, presentation, implementation, and appearance.

D. *Student's Book*

Student book is one of the most commonly used learning media in schools. According to experts, student books have a very important role in the teaching and learning process. Trianto (2012) defines student books as learning

guides that contain subject matter, investigation activities, and examples of the application of concepts in everyday life. Meanwhile, Nahel (2012) views student books as a tool to construct students' knowledge through the problems presented.

The functions of student book is very diverse. Apart from being the main learning resource, student books also function as self-study guides, tools to develop various skills (such as critical thinking, problem solving, and communication), learning motivators, and evaluation materials. Arsyad, (2000) emphasizes that a good student book should be able to stimulate students to be actively involved in the learning process.

The characteristics of a good student book include relevance to the curriculum, simple and clear language, systematic presentation of material, use of various media, contextual elements, sufficient exercises, attractive design, and contain elements that stimulate critical thinking. Imran (2014) says that student books must also meet quality standards and present accurate and up-to-date information.

The importance of student books in the learning process has been recognized by many experts. Trianto (2012), for example, argues that good student books can increase students' learning motivation and help them achieve learning objectives effectively. Nahel (2012) also emphasizes that well-designed student books can help students build a deep understanding of the concepts

taught.

E.*Learning Model*

The learning model is essentially a design or structured approach used to organize classroom learning. It outlines the learning approach, specifying teaching objectives, the steps involved in learning activities, the learning environment, and how the class will be managed (Trianto, 2013). Furthermore, Trianto explained that a learning model is essentially a blueprint outlining organized steps for creating learning situations. This framework helps reach particular educational goals and serves as a guide for educators when they design and carry out their lessons and teaching (Trianto, 2017). Different types of classroom action research explore how learning models can improve student learning outcomes. One finding is that employing a learning model in classroom settings not only increases student motivation and achievement but also fosters more active learning. (Hisbullah & Firman, 2019).

In other words, a learning model is a theoretical structure that explains a planned process for setting up learning activities to realize specific educational objectives (Alannasir, 2020). Irviana (2020) adds that learning models serve as a guide for instructional designers and teachers when they are creating and putting into practice their teaching and learning plans. According to Hastie et al. (2008), a learning model is a procedure that can be used to learn a function from input to output based on training data. This function can make predictions on

data that has never been seen before. Some examples of learning models that are often used in education include:

1. Cooperative Learning Model: Working together in small groups helps students reach their learning goals. This model promotes social interaction, problem-solving, and self-confidence.
2. Inquiry Learning Model: Students learn through self-exploration and discovery with teacher guidance. This model encourages creativity, cooperation, and problem-solving.
3. Problem-Based Learning Model: Students learn by solving relevant and authentic problems. This model enhances motivation, critical skills, and problem-solving.
4. Project-Based Learning Model: Students learn through completing complex and meaningful projects. This model enhances creative skills, problem-solving, and practical application.
5. Games-based Learning Model: Students learn through games and simulations. This model enhances motivation, cognitive skills, and mastery of the material. Depending on the individual students and the subject matter, different learning models offer distinct sets of advantages and disadvantages. Therefore, a teacher must choose and adapt the most suitable learning model for the learning situation.

F. *Inquiry Learning Model*

According to Branch (2020), inquiry learning model is an approach that allows students to develop critical thinking and social skills through independent exploration and discovery. According to Wang et al., (2015) inquiry learning is a way of teaching that helps students build strong critical thinking abilities. Inquiry-based learning is a hands-on process where students actively participate in their education by asking questions, conducting thorough investigations, and developing new insights and knowledge (Nauli, 2015). Coffman (2009) describes inquiry-based learning as a method that immerses students in the learning process through experience and exploration, fostering a deep understanding of the material. Inquiry-based learning fosters active student participation throughout the learning experience. Rather than simply focusing on outcomes, inquiry-based learning prioritizes the process through which students actively investigate and resolve questions or problems. This method fosters the development of essential skills such as critical thinking, the ability to locate and utilize information, and the capacity to assess its validity.

Inquiry-based learning fosters a constructivist environment where students actively engage with course material by posing questions. This process not only deepens their comprehension but also empowers them to build their own understanding of the subject. Kuhlthau et al., (2007) stated numerous positive impacts of inquiry-based learning for both educators and learners. For

students specifically, this approach fosters the growth of their social, language, and reading abilities. It also empowers them to build their own understanding, become more self-reliant in their research and learning journeys, feel more driven and involved, and acquire adaptable strategies and skills applicable to future investigations. The advantages of inquiry for teachers, such as sharing responsibilities within the instructional team and sharing the validators of team members while teaching content and information skills simultaneously, have increased the number of curriculum content areas. The steps of inquiry are orientation, formulating problems, formulating hypotheses, collecting data, testing hypotheses, and formulating conclusions (Jauhar, 2011).

1) Orientation

At this stage, the teacher creates an atmosphere or climate conducive to learning. The orientation phase describes the learning topic, goals, and learning results students must achieve. The teacher explains the learning topic, the objectives to be completed, and the desired learning outcomes. Following the learning objectives, this step aims to ensure that students understand what they are going to learn. Second, it describes the main activities that students need to perform to achieve the objectives. This step describes the stages of inquiry, from formulating a problem to drawing conclusions, and the purpose of each stage. Through these explanations, teachers help students understand the steps they need to follow in the learning process. Third, make sense of the significance of

the subject and learning exercises. By understanding the importance of the topic and learning activities, students are expected to be more involved and enthusiastic in the learning process. This is done to provide student learning motivation (Sani, 2014).

2) Formulating Problem

Problem formulation involves presenting students with a problem that includes puzzle components. The formulating problem presented the problem must be solved by students (Arisa et al., 2022). The presented problem aims to encourage students to think to solve the puzzle. When problem formulating, the puzzle must have an answer, and students are encouraged to find an appropriate solution. Finding this solution is very important in exploratory learning, so this process provides valuable experience for students in developing thinking through the thinking process. The problem formulation step helps students hone their critical thinking skills and develop interest and curiosity in the topic.

3) Formulating Hypothesis

Formulating a hypothesis is a provisional answer to the problem being examined. As a quick response, hypotheses need to be tested. Teachers can build the ability to guess (hypothesise) in each student by asking various questions that encourage students to develop temporary arrangements or formulate different estimates of possible answers to a problem being researched (Handoyono, 2016). Formulating hypotheses encourages students' active

involvement in critical thinking and making assumptions supported by existing reasons and evidence.

4) Collecting Information

At this stage, students are developed in the ability to seek and gather relevant information to support the hypothesis. According to Arisa et al. (2022) this stage, students look for information to answer the questions given. This information-gathering process is essential to help students build better understanding, develop critical thinking skills, and encourage active engagement in the learning process.

5) Testing Hypothesis

Testing a hypothesis establishes the conclusions that the data or information based on data collection deem acceptable. The truth of the response provided must be substantiated by data that can be accounted for and is not just reliant on arguments (Amalia, 2016). This phase promotes the growth of students' problem-solving abilities as well as their comprehension of the subject being studied.

6) Formulating Conclusion

Formulating conclusions is an important step in describing the results obtained based on the results of hypothesis testing. In this process, students are invited to formulate conclusions based on hypothesis testing and data analysis that has been carried out. In formulating conclusion, students discuss and are

guided by the teacher to describe their findings as a generalization of the answers to the problem presented (Arisa et al., 2022). The result of this step is a summary that articulates the answers or findings to the research questions posed.

The ability to formulate conclusions based on the results of hypothesis testing and data analysis has an important role in helping students develop analytical and critical skills. This process involves systematic and logical thinking, where students are expected to be able to analyse the information available, connect it to the hypothesis framework, and formulate a conclusion view supported b the evidence collected. data.

Based on the inquiry model, schools play the best role in facilitating self-development. Therefore, an inquiry is centered on students so that they actively participate in the learning process. The learning process is an important outcome, similar to material, such as what is learned. Meanwhile, the teacher in the inquiry learning model acts as a facilitator who challenges students by helping them identify questions and problems and guiding the course of inquiry learning. Thus, the inquiry approach views students as thinkers who actively seek, examine, and process data from their environment toward goals that best suit their mental characteristics (Kusmaryono, 2013). Based on this explanation, inquiry learning is a model based on John Dewey's thinking. This learning model is a model that is oriented towards student activity in finding problems and

finding solutions to these problems through direct observation as well as increasing student understanding through the method.

G. *Recount text with the theme of Yes, We Made It!*

An English teacher's book: When English Rings the Bell is a new English textbook prepared by the Ministry of Education and Culture of Indonesia (MECI) in line with implementing the newly designed curriculum, 2013 curriculum. The Ministry of Education and Culture offers this book as a free resource for all Indonesian schools that have adopted the 2013 Curriculum. This book is available for free download on their website. The 2013 curriculum is set to be implemented in all Indonesian schools starting in the 2014/2015 academic year, ensuring that this book will be used by all junior high schools throughout Indonesia.

This research focuses on developing teacher's book with an inquiry model in learning in chapter XI "Yes, We Made It!" with the topic of Recount Text. This topic is one of the topics covered in the eighth-grade English material for junior high school students. The topic "Yes, We Made It!" shares information about Recount Text in accordance with the eighth-grade syllabus basic competencies 3.11 and 4.11. According to the Ministry of Education and Culture Regulation Number 37 of 2018, basic competencies refer to the minimum learning abilities and materials that must be achieved by students in a subject at each stage of education related to core competencies. Recount text is a type of

text that aims to tell readers about a story, action, or activity to entertain or provide information. Wardimen et al., (2008) explains that Recount Text is an English text that retells past events or experiences (past tense). The recall process involves speaking or writing about events that have already happened. Recount text is much more complex than just arranging events in chronological order. Other aspects of writing, such as text function, structure, and text-linguistic aspects, must also be considered in creating this text. Students need to understand past tense because recount text writing often involves past activities and events. In addition, students need to understand conjunctions well to connect sentences and provide chronological cohesion to the recount text. Understanding how to construct and present an interesting story orderly is important in developing English writing and speaking skills.

H. *Conceptual Framework*

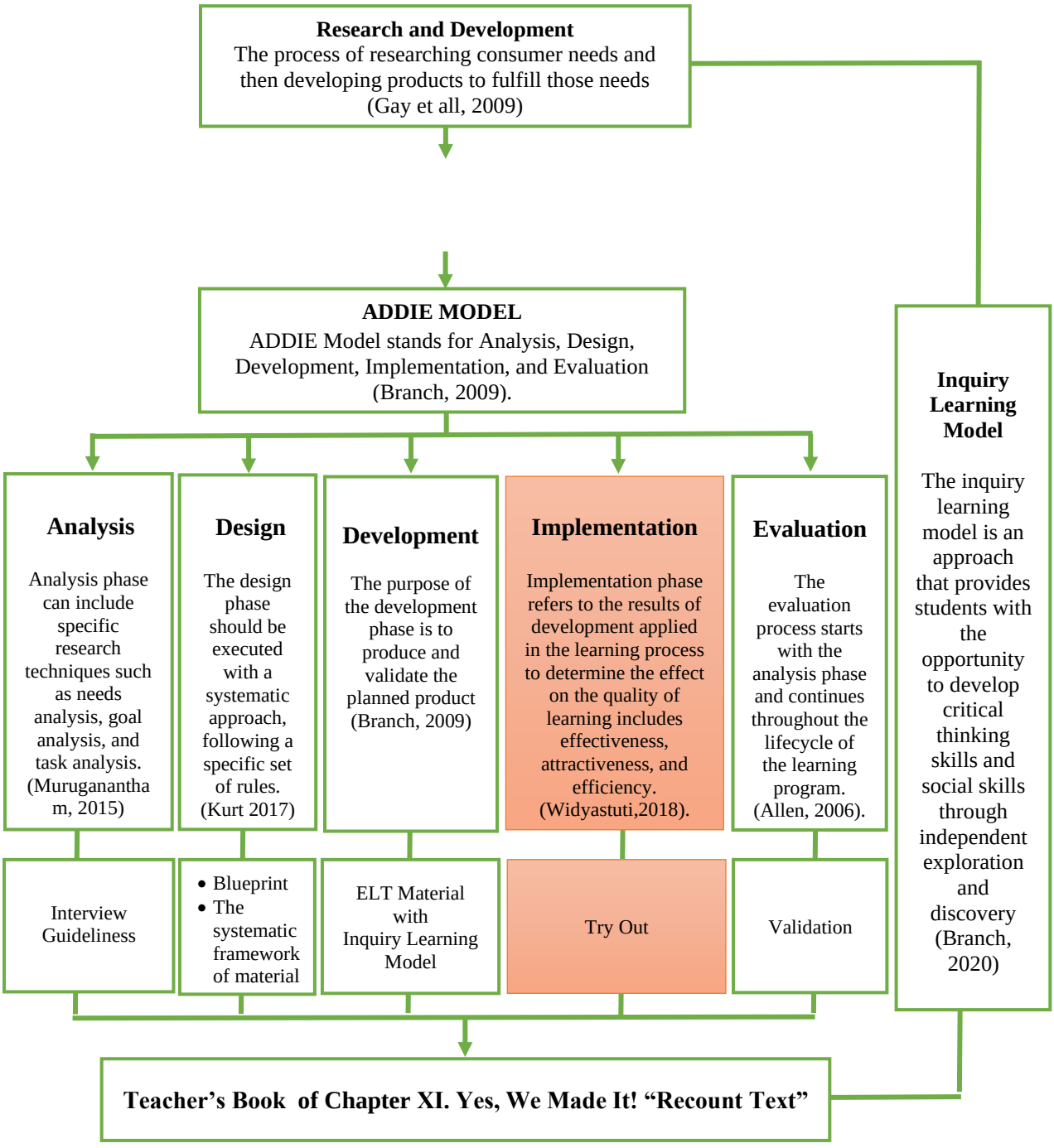

Figure 2.1: ***Conceptual Framework***

To develop teachers' book, the development model is very important as reference source for teachers. Teachers are required to have the ability to have a set of knowledge and technical skills in a learning process, in addition to mastering the knowledge and materials to be taught (Samani, 2012). The quality of learning that has taken place so far still has many problems. Thus, learning development needs to be carried out continuously. However, teaching material developers need to be studied scientifically so that their development products can become teaching material solutions in supporting the learning process. Teaching materials must be prepared based on the needs of learning objectives.

The conceptual framework describes the systematic procedures carried out in the process of developing learning materials with the Inquiry model. This research employed the R&D method with the ADDIE model as an instructional development design. The ADDIE model consists of five main stages, namely analysis, design, development, implementation, and evaluation. Research and Development (R&D) in the field of education is a method implemented for the development and validation of educational products (Gall et al., 2003).

The first step is to conduct a need analysis. Hutchinson & Waters (1987) highlights the crucial initial step of differentiating between two types of needs: what learners need to know for their specific goals (target needs) and what they need to do to actually learn the material (learning needs). The needs analysis at this stage is targeted at eighth grade teacher of Islamic boarding school Abnaul

Amir Gowa. This stage is the most important stage in the research. Based on Branch (2009), the analyze phase aims to pinpoint the likely reasons behind a performance shortfall.

The second step is the main stage of the research. The researcher designed teaching materials (models) tailored to the needs of teacher. The results of interview that researcher had obtained in the first stage were applied at this stage. The researcher adopted from Yaumi (2018), design is to identify and collect tools, materials, learning resources in order to make good products. The researcher's chosen material in this study focuses on Recount Text. Therefore, the researcher included grammar material past tense, part of the grammar that must be mastered.

The third stage is to develop the design. According to McGriff (2000), development is to generate the lesson plans and lesson materials. After collecting data from the interview guideliness and designing the materials, researcher incorporated all the materials into the teacher's book that will be used.

The fourth step is the stage where the developed and validated teacher's book is applied or used in real-world conditions or actual environments. In this research, the implementation stage was not carried out because the implementation process in the classroom would require a considerable amount of time. Therefore, this stage can be conducted by future researchers.

Lastly, according to Branch (2009), the evaluation stage assesses the quality of learning processes and products, occurring before and after the implementation process. Evaluation of the development of teacher's book based on the inquiry learning model that has been developed was carried out. To validate the teacher's book, an validation checklist was conducted at this stage. Improvements to the developed teacher's book are adjusted to the suggestions and input from validators. This stage is the last stage of the research process of developing English teacher's book based on material development with an Inquiry model for recount text material (past tenses) for the eighth-grade students of Islamic boarding school Abnaul Amir Gowa which is the last stage of the ADDIE Model.

CHAPTER III

RESEARCH METHODOLOGY

A. *Research Types and Location*

The research was conducted at the Islamic boarding school Abnaul Amir Gowa, which is located in Moncobalang, Bontosunggu, South Bontonompo District, Gowa Regency, South Sulawesi with the participation of one research participant teacher. The selection of this participant was based on objective sampling to ensure the collection of reliable data. In this study, the data was gathered from the English teacher of the Islamic boarding school Abnaul Amir Gowa, and the validators from the lecturer of Universitas Islam Negeri Alauddin Makassar.

B. *Research Approach*

The researcher used Research and Development research methods with a inquiry learning based approach on this occasion. Research and Development (R&D) starts by understanding what users need through basic research (needs assessment). It then moves into the development phase, where these needs are used to create products, and finally evaluates how well those products work. (Sugiyono, 2009). It can be understood that the Research and Development method has a function to produce a product and the product in question is teacher's book based on inquiry learning model for the eighth grade of junior

high school.

In this research and development cycle, the process involves examining pertinent research, using those insights to build the product, and finally evaluating it through field tests in the actual learning environment. and any necessary revisions are made to address any defects found during the field testing phase (Borg et al, 2003).

C. *Research and Development Design*

A learning model with potential for development is the ADDIE model, which Reiser and Mollanda introduced in 1967. ADDIE's role includes guiding the development of both the tangible resources and the organizational systems that enable training programs to be effective, adaptable, and self-sustaining. This model was selected because the ADDIE model provides a well-established, systematic approach to instructional development and its general applicability makes it ideal for classroom learning. Learning through this method is a sequential yet dynamic experience. The evaluation of each step's results can actually circle back to improve the learning that happened in prior steps. Each stage's final output then becomes the foundation for the next.

Applying the ADDIE learning model framework empowers teachers and instructors by guiding them to create well-designed, engaging, impactful, and streamlined learning objectives, plans, and programs. One of the functions of ADDIE is as a guide in building training program tools and infrastructure that

are effective, dynamic, and support the training work itself. This model was selected due to the ADDIE model's common application as a structured framework for instructional design. The ADDIE model's inherent evaluation at each stage fosters more dynamic learning experiences, allowing for continuous improvement and enhanced development.

D. *Data Sources*

Sources of data in this research were obtained through several respondents related to the research to be carried out. The data sources in this study are:

1. Documents

This study involved two books. The first is an English teacher's book prepared by the Ministry of Education and culture of Indonesia titled "*Bahasa Inggris*: When English Rings a Bell". This book has been distributed free of charge to all schools in Indonesia that have implemented the 2013 curriculum. The second book is an English student book that has been developed by using inquiry learning model. The researcher used these two books as an information guide for developing teaching materials.

2. Teacher

This research involved a needs analysis phase, with data collected from the eight-grade English teacher at Islamic boarding school Abnaul Amir Gowa for the academic years 2022-2024. The teacher also serves as a validator who

assesses the validity of the development teacher's book based on inquiry learning model that has been developed.

3. Validators

Validators in this study play a role in assessing and evaluating the development of teacher's book based on inquiry learning models. Validators provide an assessment of the media and material presented in the learning media developed. Whether the development of a teacher's book based on an inquiry learning model is feasible or not feasible to be a teaching module used in the English language learning process in the unit of recount text.

The validation process included an English lecturer from English Education Department of UIN Alauddin Makassar and an English teacher from Islamic Boarding School Abnaul Amir Gowa. Expert validators assess several aspects of feasibility, namely content feasibility, presentation feasibility, language feasibility, graphic feasibility and further additions/suggestions for teacher's book improvement.

E. *Data Collection Procedures*

This research uses the ADDIE (Analysis, Design, Development, Implementation, and Evaluation) model through the following steps:

1. Analysis

The first step taken in this research is needs analysis. Needs analysis was carried out through observations and interviews with an English teacher of class

VIII of Abanul Amir Islamic Junior High School Gowa. This stage was carried out with the aim of knowing the learning media to be developed for teachers so that they are able to provide understanding to students in the English language learning process through the Inquiry learning model.

2. Design

At this stage, the design of learning media aims to support teachers in their teaching practices. The learning media to be designed is accessible and can facilitate teachers in delivering subject matter to students. The media was developed in the form of a teacher's guidebook based on the inquiry learning model in the unit of Recount Text for eight-grade teacher of Islamic boarding school Abanul Amir Gowa. After the learning media is designed, the researcher proceeded to the next stage.

3. Development

Following the previous design phase, the development of inquiry learning media now involves several key actions, starting with the preparation of a teacher's book grounded in the inquiry learning model. Conducting design validation to media experts using a questionnaire. To better reflect the inquiry learning model and address feedback from media experts, the teacher's book design needs to be revised. Printing the revised inquiry learning model-based teacher's book.

4. Implementation

At this stage, the researcher ought to put the student-created goods to the test and ascertain how well the students comprehend the develop content. However, there are two issues that suggest researcher not to use the implementation stage. The first issue is that the researcher needs more time to implement the implementation on the topic. The second issue is that the researcher gives the opportunity to the next researcher to continue the implementation stage of the developed book.

5. Evaluation

At this stage, an evaluation of the development of teacher's book based on the inquiry learning model that has been developed was carried out. The researcher took the results of the completed trials and used them to revise and significantly improve the media. Improvements to the developed teaching material are adjusted to the suggestions and input from validators of UIN Alauddin Makassar and eight-grade English teacher of Islamic boarding school Abnaul Amir Gowa.

F. *Research Instruments*

Instruments as data collection have a very large role in the success of obtaining valid and objective data in research activities. Research instruments are tools used to obtain research data. So that researchers can collect the data needed to conduct research, and the planned process can be implemented and

achieved correctly. In this study, researchers used instruments, namely:

1. **Interview Guidelines**

According to Esterberg in Sugiyono (2019), an interview involves two individuals coming together to share information and perspectives by asking and answering questions, ultimately leading to a shared understanding of a specific subject. Esterberg in Sugiyono (2019), suggests several types of interviews, namely: structured interviews, semi-structured interviews, and unstructured interviews.

The selection of semi-structured interviews in this study was predicated on their classification as in-depth interviews, characterized by a more adaptable implementation compared to structured interviews. In this kind of interview, the objective is to identify problems in a less structured way, encouraging the interviewee to share their views and potential solutions (Sugiyono, 2019). This research used semi-structured interviews to make it easier to carry out data analysis. The researcher conducted interviews with the eight-grade English teacher.

2. **Validation Checklist**

Validation checklist is a tool used by validators in assessing and evaluating products produced/developed by researchers. As stated by Bandalos (2018), validation checklists are tools designed to evaluate the extent to which a measure conforms to standards of sound measurement. This research validation

checklist will be adopted from Mutmainnah et al.,(2023).

The validator assesses the teacher's book that the researcher has produced by looking at several aspects, namely: content feasibility, presentation feasibility, language feasibility, graphical feasibility, and additional suggestions/suggestions for improving the sourcebook. This research relies on the tool as a key source of information, helping to ensure the research process is both accurate and well-organized for efficiency.

G. *Data Processing and Analysis Techniques*

The present study involved the researcher's utilisation of qualitative and quantitative data analysis approaches to analyse the findings of the needs analysis.

1. Qualitative Analysis

In qualitative data analysis, according to Miles et al., (2014), three cycle activities must be taken into account, namely:

a. Data Condensation

Data condensation refers to selecting, focusing, summarizing, and shaping data collected from interviews, records, documents, etc. Data condensation led the researcher to reveal clear, focused, and more organized and neatly arranged data for drawing and verifying conclusions. At this stage, the researcher summarized the necessary information from the data and classified the data based on categories (results of needs analysis data and interview data).

b. Data Display

To make data display more organized, readable, and instantly accessible. The data has been formed into matrices, graphs, charts, and networks. Therefore, in displaying the data, the researcher presented the data in the form of graphs and tables.

c. Conclusion Drawing and Verification

This stage contained a description of the verified conclusion. Verification is the process of looking back and examining the entire argument presented by looking at the record, reviewing, or replicating the findings in another form. Therefore, the researcher described data conclusions that are supported and verified by theories that can be received from relevant sources.

2. Quantitative Analysis

The process of quantitative research entails the collection and analysis of numerical data with the aim of describing, explaining, predicting, or controlling phenomena of interest. A key characteristic is that researchers establish the hypotheses for testing and the research methodologies to be applied at the very beginning of the study (Pillars et al., 2012).

In this study, data were collected from an English teacher and validators using validation checklist. A validation checklist to assess the teacher's book was given to two validators and one English teacher. The validation checklist for teacher's book covers four aspects of *Badan Standar Nasional Pendidikan*

(BSNP): content feasibility, presentation feasibility, language feasibility, and graphics feasibility. The validation checklist are analyzed to find the average score (mean score).

$$\text{Validity} = \frac{gained\ score}{maximum\ score} x\ 100\%$$

Figure 3.1 ***Validation Checklist***

Table 3.1 Level of Validity adopted from Mutmainnah et al., (2023)

No.	Criteria of Validity	Descriptive Rating
1.	Not Valid	1.00-1.50
2.	Less Valid	1.51-2.50
3	Enough Valid	2.51-3.50
4	Valid	3.51-4.50
5	Very Valid	4.51-5.00

CHAPTER IV

FINDINGS AND DISCUSSION

A. *The Results of Analysis Phase*

1. The Result of Need Analysis of Developing Learning Materials Based on the Students' Questionnaires

The table below presents the findings from a study by Rahmah (2023), which surveyed eighth-grade students at MTs Abnaul Amir Gowa. The objective of this questionnaire was to determine the specific learning needs of students in relation to English language materials, particularly for recount text unit.

Table 4.1 ***The Result of Need Analysis of Developing Learning Materials Based on the Students' Questionnaires***

No.	Question	Top Choice	Class				Total	%
			VIII A	VIII B	VIII C	VIII D		
1.	Do you like it when the teacher gives the learning format before start a class?	YES	15	15	14	12	56	93%
2.	What learning formations do you like the most?	It is enough to pray	10	5	13	6	34	28.5%
3.	By the time class starts, what treatment	Listen the teacher's	12	7	15	13	47	78.3%

	do you prefer?	instruction						
4.	By the time class starts, what treatment do you prefer?	Picture form	7	10	5	3	25	42%
5.	What kind of book design are you most interested in?	Picture book	7	8	7	6	28	47%
6.	What kind of Design Model are you interested in?	Cartoon	11	8	5	8	32	53.3%
7.	In what way do you prefer to learn Recount Text?	By accepting the theory	7	4	9	3	23	38.3%
8.	If the material is Yes, We Made It! About Recount Text, how would you express it?	Small drama form in Group Formation	4	1	8	4	17	43.3%
9.	If the material is Yes, We Made It! about Recount Text, what information and messages would you most like to write?	Information and messages in the school environment	7	2	5	6	20	33.3%
10.	In making a dialog about Recount Text, what do you need?	Sample messages and warnings from teacher	10	6	4	3	23	43.3%

11.	What learning Model do you prefer?	Discussion	6	9	9	3	27	45%
12.	If you were asked to do a class project, which would you choose?	Group projects	12	13	9	9	43	72%
13.	If you were given the task of presenting related subject matter, which one would you choose?	Group Presentation	14	8	11	5	38	63.3%
14.	Do you like the idea of teaching with games?	YES	14	15	12	12	53	88.3%
15.	What difficulties do you sometimes get at the time of studying the material about recount text?	Difficulty understanding the learning material	3	8	5	9	25	-
		Don't have enough foreign language vocabulary	9	6	4	5	24	-

Students' questionnaires were designed to assess students' needs. The development process starts with selecting the questionnaire components and its structured into three sections. The first section includes six questions focusing on material organization, aimed at understanding its purpose systematically. The second section contains four questions related to the content of the

material. Lastly, the third section comprises five questions designed to evaluate learning achievement targets in a structured manner.

The questionnaire aims to systematically analyze students' learning needs to develop materials that align with their requirements. Additionally, the questionnaires were not given directly to the students but were first reviewed and discussed with validators. The validators then refine several answer choices for each question, resulting in a final version of the questionnaire that was distributed to students. As a result, validators consider the survey findings valid and valuable, as they are both relevant and applicable to students.

2. The Result of Need Analysis of Developing Teacher's Book Based on the Teacher's Interview

The following table summarizes the results of in-depth interviews with 8th-grade english teacher at Islamic Boarding School Abnaul Amir Gowa. The interviews were conducted to explore teacher's perceptions regarding their needs in teaching, particularly in the teaching of recount text unit.

Table 4.2 ***The Result of Teacher's Interview***

No.	Question	Answer	Coding
1.	Do you like when you give the learning format before start	I really like to tell my students what we're going to do in class before we start. There are a few reasons for this. First, it helps them get ready. They know what we'll be learning, what activities we'll be doing, and what I expect from them. It helps them stay	The teacher believes that providing a clear overview of the lesson at the beginning helps students focus,

	your class?	focused and engaged. All in all, I think giving students a heads-up about the lesson plan is really important for creating a positive and productive learning environment.	engage, and be better prepared for the learning activities.
2.	What learning formations do you like the most?	I love trying out different ways to teach, but if I had to pick a favorite, it's starting or ending class with a prayer. Prayer helps students appreciate what they're learning and ask for help understanding difficult things. This can really motivate them to study harder. I think any kind of learning is better when we connect it to our spiritual side, like through prayer. That way, students become not only smart, but also kind and peaceful.	The teacher believes that incorporating prayer into the beginning or end of a class can enhance learning by fostering appreciation, seeking divine guidance, and promoting a holistic approach to education that includes spiritual and moral development.
3.	By the time class starts, what treatment do you prefer?	I think it's really important to start each class with the right teaching method to make learning fun and effective. I like to mix things up, depending on the topic and my students. One thing I always do is give clear and simple instructions at the beginning. I tell my students exactly what we're going to do, like 'Today, we're going to learn about the past tense. We'll watch a short video first, then you'll try making your own past tense sentences.	The teacher prefer to give clear and simple instruction at the beginning.
4.	What form of subject material do you prefer?	I really like learning with pictures. Pictures make it easier to understand things than just reading words. You can see the ideas right away. I think pictures are a great way to teach. They make learning fun and easier to	The teacher prefer pictures because it makes learning more engaging and effective.

		remember.	
5.	What kind of teacher's book design are you most interested in?	I am particularly interested in teacher's books that integrate strong visual elements with informative text. Ideally, the teacher's book I am looking for offers flexibility in use. I appreciate books that utilize diagrams, graphs, and illustrations to clarify complex concepts. This combination makes the material easier for me to comprehend and explain to my students.	The teacher prefer teacher's books that combine informative text with visual elements (pictures) to facilitate understanding and engagement.
6.	What kind of Design Model are you interested in?	I really like the idea of using cartoons to teach. There are a few reasons why. Cartoons can make textbooks more fun and interesting to look at. The cool visuals can make teachers want to read and learn the material more.	The teacher likes using cartoons in teaching because they can enhance learning by making textbooks more engaging.
7.	In what way do you prefer to teach Recount Text?	When I teach recount texts, I like to put my students at the center of the learning. I follow the idea that students learn best by doing things and thinking about them. So, I start by giving them real-life experiences, like sharing stories, watching short clips, or doing simple activities related to recounts. These experiences help them understand how recounts are put together.	The teacher prefer to teach the recount text unit by giving more theory.
8.	If the material is Yes, We Made It! About Recount Text, what kind of expression you will	If we're learning about recount texts, I like to get my students up and acting out little plays in groups. It's a great way to help them really understand the story and how it's put together. When they're acting out the characters and events, they start to see how the story unfolds, why things happen, and how the characters feel. It's almost like they're living in the story! I think this	The teacher chose Small drama form in Group Formation for the students to express the material.

	give to your students?	makes learning about recount texts fun and memorable.	
9.	If the material is Yes, We Made It! about Recount Text, what information and messages would you most like for students to write?	When we're writing recount texts, I really want my students to focus on their school experiences. School is a big part of their lives, so it's a great topic to write about. I want them to think about how they interact with their friends, teachers, and other people at school. This helps them connect what they're learning in class to their own lives.	The teacher aims to make students focus on Information and messages in their school environment.
10.	What will you give to your student to make a dialog about Recount Text?	To help my students make dialogues based on recount texts, I'll give them lots of different things to work with. I'm hoping this will help them come up with their own creative ideas and learn how recount texts are put together. I'll share some example dialogues, from easy to hard. These can help them see how to make their own. I'll make sure the examples are different, so students can pick the ones that are just right for them.	The teacher plans to help students create their own dialogues based on sample messages and his/her warnings.
11.	What learning Model do you prefer?	Choosing the right teaching method really depends on what I'm teaching, my students, and what I want them to learn. But if I had to pick one, I'd say discussions are my go-to. They help students think deeply, weigh different ideas, and build strong arguments. It shows them that there can be many ways to look at something, and that's okay. It's not always about finding the one right answer.	The teacher prefers discussion model as the learning model.

12.	If your students asked to do a class project, which would you choose?	If my students ask to do a group project, I'm all for it! I think group work is a great way to help them learn important skills for the future, like teamwork and problem-solving. It also helps them learn to respect different ideas and work together. This kind of experience will be really helpful for them when they join the workforce.	The teacher is enthusiastic about group projects because they believe it fosters valuable skills like teamwork, problem-solving, and respect for diverse perspectives.
13.	If you give a task of presenting related subject matter, which one would you give?	When I give my students a presentation assignment, I usually choose group presentations. This is because group work helps students learn how to work together, talk to each other, and share the work. These are really important skills for life. Also, working in a group can help students feel less scared about talking in front of people. They'll feel more confident when they present together.	The teacher prefers group presentations for assignments because they promote collaboration, communication, and confidence in students.
14.	Do you like the idea of teaching with games?	I strongly agree with a student-centered approach to learning. Games are an excellent way to actively engage students in the learning process. Through games, students become more involved, enthusiastic, and motivated to learn. Moreover, games can help students develop a deeper understanding of the concepts being taught.	The teacher strongly advocates for a student-centered approach to learning, particularly through the use of games.
15.	What difficulties do you sometimes get at the time of teaching the	I find it hard to teach recount texts because my students often have trouble understanding them. One big problem is that they mix up recount texts with other kinds of writing, like stories or instructions. They also don’t have enough foreign language vocabulary. They don't always know what makes a	The teacher finds it challenging to teach recount texts due to students' difficulties in understanding the learning material

	material about recount text?	recount text special, like using past tense verbs or words that show when things happened. Also, they get confused about the order of events. It's like they can't tell what happened first and what happened last. This makes it hard for them to put the sentences and paragraphs in the right order.	because they don't have enough foreign language vocabulary.

This interview aims to investigate how English teacher at MTs Abnaul Amir Gowa perceive the effectiveness of teacher's books in teaching recount texts to eighth-grade students. The researcher found several recommendations for enhancing the content of teacher's books. The teacher emphasized several key preferences for effective instruction. The teacher values pre-class routines to focus and engage students, incorporating prayer for gratitude and guidance. Clear, simple instructions and visually engaging materials, especially pictures and cartoons, are favored. For recount text, the teacher prefer a theoretical approach, while student expression is encouraged through small group dramas. Writing practice should focus on real-world messages and dialogue creation. Discussion is the preferred learning model for critical thinking, and group projects and presentations are valued for fostering teamwork, communication, and problem-solving skills. Student-centered learning, particularly through games, is strongly advocated. Finally, the teacher noted challenges in teaching recount text due to student comprehension and limited vocabulary, expressing hope that the developed teacher's book will provide helpful guidance.

3. Relationship Between Questionnaire Responses and Interview Findings

Through the analysis of questionnaire results and interviews, it can identify the correlation between teachers' and students' perceptions regarding the effectiveness of inquiry-based student and teacher books in enhancing the quality of learning. The learning objectives, which guide both the student and teacher books, aim to foster active student exploration, analytical thinking, and independent conclusion-drawing. The activities presented in the student book are designed to complement and support the learning activities outlined in the teacher's book.

The student and teacher books, designed around an inquiry-based learning approach, complement each other. Wijayanti (2011) stated that both students and teachers need guidebooks that can support the learning process. The teacher book offers detailed guidance to teacher on implementing inquiry-based lessons, while the students book provides engaging materials and activities that encourage students to explore knowledge independently. Both resources share a common objective: to cultivate students' critical thinking, communication, and collaborative skills. This approach empowers students to become active learners and construct their own understanding of the subject matter. As supported by Samadun et al.(2023), the inquiry learning model has been shown to significantly enhance students' critical thinking abilities. Their

research underscores a considerable gap in critical thinking skills, with students benefiting from inquiry-based learning demonstrating stronger abilities than their peers in traditional learning environments.

The first step in the ADDIE model is to analyze the teacher's need. Aldoobie (2015) emphasizes the paramount importance of analysis within this process. According to Kaharuddin (2017) describe needs analysis as a systematic approach to gathering information about learners' needs, preferences, and challenges. This involves considering both the learners' own perspectives and the views of course designers, teachers, and graduates to effectively tailor language learning to the students' specific requirements. Understanding these needs enables researchers to identify appropriate content and determine the optimal way to present it within a module.

The results of the analysis of teacher's needs in general regarding recount text show that the teacher prefer a theoretical approach, while student expression is encouraged through small group dramas. Writing practice should focus on real-world messages and dialogue creation. Discussion is the preferred learning model for critical thinking, and group projects and presentations are valued for fostering teamwork, communication, and problem-solving skills. Student-centered learning, particularly through games, is strongly advocated. All of that is included as material content in the teacher's book. In the Inquiry Learning Model, students are encouraged to be actively involved in discovering

and investigating learning materials. They are given clues and tasks that spur students to seek answers and discover knowledge through exploration. This learning model primarily aims to foster critical thinking skills, analytical thinking, and information organization skills. Inquiry provides opportunities for learners to learn and practice skills related to critical thinking (Moore, 2009). This finding is consistent with research data showing that teachers positively welcome learning models that encourage active student participation.

The analysis of student questionnaires and teacher interviews were crucial steps in this research to ensure that the developed teacher's book is relevant, effective, and aligned with the needs of teachers. Merrill (2009) argues that needs analysis is the most crucial initial step in instructional design. He recommends that needs analysis be conducted in a systematic and comprehensive manner. By understanding the needs and expectations of both students and teachers, the researcher was able to create a teacher's book that maximizes benefits for all stakeholders.

B. *The Result of Design Phase*

1. **The Syllabus Content**

The researcher created a comprehensive material blueprint, serving as a framework for the teaching materials, following the preceding analysis phase. This blueprint outlines various aspects of the syllabus, as detailed in appendix IV.

a. **Unit Title:** The unit title clearly identifies the core topic or theme of the learning unit within the instructional materials.
b. **Basic Competency**: Basic competencies define the core skills and abilities that students are anticipated to achieve at the conclusion of a particular learning unit or lesson. The key competencies highlighted in this study are 3.11 and 4.11.
c. **Subject Matter:** Without the subject matter, there can be no learning process. It is systematically presented through a combination of materials, activities, and exercises to facilitate comprehension. According to the definition of basic competencies, learning involves three key aspects: social functions, text structure, and linguistic elements.
d. **Indicators:** Competence achievement indicators are categorized into three types: supporting indicators, main indicators, and enrichment indicators, each representing different aspects of the subject matter. Supporting indicators serve as supplementary tools that offer additional clarification and guidance, aiding students in reaching the main indicators. These indicators provide extra information and skills that enhance overall competency. Main indicators act as the key benchmarks for assessing students' proficiency or mastery in the subject, defining the essential knowledge, skills, or abilities they need to demonstrate. Meanwhile, enrichment indicators extend beyond the main indicators, allowing students to delve deeper into the subject. They promote

advanced learning through enrichment activities or challenges, fostering a more comprehensive understanding of the material.

e. **English Intruction Material:** The instructions in these English teaching materials may involve clarifying concepts, demonstrating word or sentence usage, providing step-by-step guidance for completing activities or exercises, and offering support in developing key language skills, including reading, writing, listening, and speaking.

f. **Learning activities:** Learning activities encompass two key aspects: the actions of both students and teachers, guided by the inquiry learning model. This model includes several stages: orientation, problem formulation, hypothesis development, information gathering, hypothesis testing, and drawing conclusions. In this approach, students actively engage in the learning process, while teachers serve as facilitators and guides. Through inquiry-based learning, students are encouraged to take on the role of active researchers, construct their own knowledge through exploration, and enhance their critical and analytical thinking skills.

2. The Result of Syllabus Design

The syllabus serves as a comprehensive educational framework, integrating learning objectives with instructional materials specifically designed to meet students' needs. This well-structured document considers the outcomes derived from various stages of the inquiry learning model, including orientation,

problem identification, hypothesis formulation, data collection, hypothesis testing, and drawing conclusions.

The primary purpose of developing this syllabus is to create a well-structured learning plan grounded in a thorough assessment of teachers' needs, conducted at Abnaul Amir Islamic Boarding School Gowa. This strategic approach ensures that the established learning objectives align with those needs, offering a clear framework for both educators and learners to achieve the best possible learning outcomes.

The integration of the inquiry learning model is crucial not only for strengthening a structured educational framework but also for nurturing essential student attributes like critical thinking, creativity, and independence. These qualities are vital not just for effective knowledge acquisition but also for shaping well-rounded individuals capable of thriving in an ever-evolving educational environment.

3. The Result of Product Design through Inquiry Learning Model

After the blueprint was established, the inquiry learning model guided the organization of the materials' structure, detailing how material representations would unfold at each step..

a. **Orientation (1):** In this part, the teacher explains the context and learning objectives. This can help students to have a clear picture of the learning

objectives. Students will be instructed to follow the learning process in a structured manner. This explanation is based on the results of the students' needs analysis. In addition, reading prayers is the initial learning process that receives the most support as a formation before starting learning. The prayer reading activity aims to create a conducive and respectful atmosphere before starting the learning. In addition, ice-breaking activities also attract students' attention. For this reason, ice-breaking activities are also highly recommended at this stage. These activities establish a relaxed atmosphere and build co-operation and engagement between students. In addition, the opening questions tend to trigger curiosity and encourage students to do further research. Thus, the module created by the researcher has been equipped with opening questions as an orientation stage.

Overall, this section prepares students mentally and emotionally and helps them understand the context and learning objectives.

b. **Formulating Problem (1):** Based on the results of the student needs analysis, the most supported section is the conversation in the book about personal stories spoken in pairs. So, this section has a conversation that will be acted out by two people. The teacher shows students how to discuss personal stories in a dialogue. When the teacher tells students why they are having the meeting, they are encouraged to understand the pattern of asking for and giving information about personal stories. Students can learn new

words to help them understand the text during this process. After the teacher explains each line of dialogue, students work in pairs to act out the roles. Students are asked to formulate questions or problems that they want to solve in the learning process. In the context of the activity, the question or problem that can be formulated is: “How can we respond and interact with dialogues about past experiences?”

By engaging students in the activity of role-playing a dialogue about past experiences, they are indirectly faced with communicative and interpretative challenges. Students have to figure out how to properly respond to the dialogue and articulate the feelings and reactions of the character they are portraying.

c. **Formulating Hypothesis (1):** According to the findings of the student needs analysis, discussion is the teaching model that received the most votes from students. At this stage, students will be invited to formulate hypotheses or initial conjectures related to the problem or question at hand. In the context of the module activity, students can formulate hypotheses such as the following: “I believe that by identifying and analysing the past tense verbs in the dialogue text, as well as understanding the semantic meaning of the words, I will be able to understand the context and the message that the conversation is trying to convey”. In this case, the hypothesis formulated is that by analysing past tense verbs and understanding their meaning, students

will be able to gain a better understanding of the context and message conveyed in the dialogue text. As a result, in the hypothesis development section, a visual design is presented with a task that invites students to identify and analyse the past tense verbs used in the given dialogue text. Furthermore, they will be challenged to relate the verbs to the context of the dialogue and formulate an understanding of the meaning contained therein. Through this asctivity, students will practice language analysis skills, particularly in recognising the use of past tense verbs in daily communication. In addition, it can also help students in enriching their vocabulary and improving their ability to speak and write more effectively.

d. **Collecting information (1):** At this stage, students are given the task of gathering information relevant to the topic or problem being studied. In the context of the activity provided, students are asked to collect vocabulary that shows the use of past tense in recount texts. The most popular project disclosures are group projects and reading book instructions according to the results of the student needs analysis. To gather information, this activity asks students to read the recount text provided and look for words that indicate events or actions that occurred in the past. After identifying the words, students will put them together and formulate an understanding of the context and meaning that the text is trying to convey. The purpose of these terms in expressing past experiences is then discussed. Students record the

results of the discussion on paper after they speak. Next, the teacher asks a spokesperson from each group to present and discuss their work in front of the class. This activity invites students to be actively involved in collecting data or information relevant to the topic being studied and encourages students to participate in the information gathering process independently.

e. **Testing hypothesis (1):** According to the results of the student requirements analysis, the most supported project disclosure is a group project in visual design. As a result, throughout the hypothesis testing phase, students were asked to complete the phrases with their groups. Some holes in the sentences can be filled by using the words in the box below the text. After reviewing the replies, the teacher instructed the pupils to record their findings in a notebook. Afterward, the teacher asks for delegates from each group to present and elucidate their work before the complete assembly of the class. According to the findings of the student requirements analysis, the project with the highest support is a group project in visual design. As part of testing the idea, students were instructed to complete the phrases in groups. To make it more enjoyable, teachers can provide a mini drama homework that requires students to produce a collaborative project. Learners can build a notion and express it in front of the class on a small stage. Based on the results of the students' needs analysis, this activity is meant to fulfill learners' desires.

f. **Formulating conclusion (1):** This part is known as developing inferences as students draw conclusions based on what they have learnt. Students are expected to listen to the teacher's direction based on the results of the students' needs analysis. At this stage, the teacher guides students through a discussion about the information they have and have not understood. In this context, students will collect data through their personal experiences with activities they enjoy and understanding of the material learnt in the module. Students will draw conclusions from their experiences and relate them to the understanding they have gained from the learning material. This encourages students to think critically, develop reflection skills, and relate their understanding to a broader context. Next the teacher asks students to present in front of the class in groups about their experiences with the material activities. This approach allows the teacher to determine students' capacity to understand the topic and provide reflection.

g. **Orientation (2):** In this part, the teacher explains the context and learning objectives. this can help students to have a clear picture of the learning objectives. Students will be instructed to follow the learning process in a structured manner. This explanation is based on the results of the students' needs analysis. In addition, Reading prayers is the initial learning process that receives the most support as a formation before starting learning. The prayer reading activity aims to create a conducive and respectful atmosphere before

starting the learning. In addition, ice-breaking activities also attract students' attention. For this reason, ice-breaking activities are also highly recommended at this stage. These activities establish a relaxed atmosphere and build co-operation and engagement between students. In addition, the opening questions tend to trigger curiosity and encourage students to do further research. Thus, the module created by the researcher has been equipped with opening questions as an orientation stage.

h. **Formulating problem (2):** Based on the results of the student needs analysis, the most supported section is the conversation in the book about personal stories spoken in pairs. So, this section has a conversation that will be acted out by two people. The teacher shows students how to discuss personal stories in a dialogue. When the teacher tells students why they are having the meeting, they are encouraged to understand the pattern of asking for and giving information about personal stories. Students can learn new words to help them understand the text during this process. After the teacher explains each line of dialogue, students work in pairs to act out the roles. Students are asked to formulate questions or problems that they want to solve in the learning process. In the context of the activity, the question or problem that can be formulated is: “How can we respond and interact with dialogues about past experiences?”.

i. **Formulating hypothesis (2):** This stage involves forming hypotheses or initial guesses based on students' understanding of the information they have learnt. Students prefer to do the demonstration in groups based on the results of the students' needs analysis. Consequently, during the hypothesis formulation stage, the teacher instructs students to work in Groups on the task. Students discuss to determine which declarative statement from the discourse is true or false. They then write down whether the answer is true or false and why. It gives students the opportunity to think critically, collaborate, and develop their initial hypothesis based on the information at hand. The teacher then asks each group member to read out and discuss their work in front of the class. Students then double-check their answers with their classmates and the teacher.

j. **Collecting information (2):** This stage involves gathering initial information as a foundation for further development of understanding. Students gather information, analyse it and record their work in preparation for the next steps in the inquiry model. According to the results of the student needs analysis, the most popular form of project among students is group projects. As a result, the teacher instructs students to sort and sort the photographs and then complete a matching statement for each picture during the information gathering process. This process helps students to understand the context of each picture and find the connection between the picture and the appropriate

statement. The students then wrote down their work in their notebooks. This corresponds to information gathering being recorded as the first step in collecting evidence and data that can be used for the next stage.

k. **Testing hypothesis (2):** This stage involves testing the hypothesis that has been generated from the previous stage, which is usually a statement that should be tested or further explained. The discussion activities in the group project received a lot of support from the students based on the results of the needs analysis. As a result, during the hypothesis testing stage, the researcher asked students to identify paragraphs that show the structure of a recount text. This was the first step in testing the hypothesis that the paragraphs did indeed follow the structure of a recount text. The researcher incorporated a short theatre activity to respond to students' enthusiasm. This activity was designed to activate students' understanding of recount text structure in a practical and creative way. This activity can test whether the initial hypothesis about the structure of the recount text is consistent with the results of students' observations and participation in the theatre activity. Students are actively involved in identifying and testing existing assumptions through interaction with the text and through the mini drama activity.

l. **Formulating conclusion (2):** This is known as developing conclusions because students draw inferences based on what they have learned. Students are expected to listen to the teacher's direction immediately based on the

results of the student needs analysis. At this point, the teacher guides pupils through discussing the information they have and have not grasped. The teacher then instructs students to record the information in their journals. This approach allows the teacher to determine the students' capacity to understand the topic and provide a reflection.

m. **Orientation (3):** In this part, the teacher explains the context and learning objectives. this can help students to have a clear picture of the learning objectives. Students will be instructed to follow the learning process in a structured manner. This explanation is based on the results of the students' needs analysis. In addition, reading prayers is the initial learning process that receives the most support as a formation before starting learning. The prayer reading activity aims to create a conducive and respectful atmosphere before starting the learning. In addition, ice-breaking activities also attract students' attention. For this reason, ice-breaking activities are also highly recommended at this stage. These activities establish a relaxed atmosphere and build co-operation and engagement between students. In addition, the opening questions tend to trigger curiosity and encourage students to do further research. Thus, the module created by the researcher has been equipped with opening questions as an orientation stage.

n. **Formulating problem (3):** According to the findings of student analysis, the most favored method for students is to get theory and teacher guidance.

When the teacher gives an example of discussing prior experiences in a classroom setting, this portion is formulating the problem. The teacher reads two sections of dialogue, and the pupils pay close attention. The teacher next asks two students to read aloud in front of the class two instances of personal experiences.

o. **Formulating hypothesis (3):** The discussion in the group project received a lot of support from the students based on the results of the students' needs analysis. As a result, during the hypothesis formulation step, the teacher can ask students to complete a table comparing two personal experience texts about finding and giving information. To complete the table, students identify patterns or inferences that can be drawn from the two recount texts in groups and write the answers on the table. this activity helps students think more deeply about their initial conjectures and relate them to the information they have obtained.

p. **Collecting information (3):** Incorporating activities through games received a lot of support from the students, in line with the results of the needs analysis. As a result, during the information gathering stage, the teacher can invite students to conduct word searches in groups to obtain new terminology related to personal storytelling. After completing the crossword puzzle, students write a sentence for each word in their notebooks. After completing their work, the teacher asks the students to present their work in

front of the class with their groups. This is part of the information gathering process, where students share their findings with their classmates and communicate what they learnt.

q. **Testing hypothesis (3):** It is called hypothesis formulation because students are asked to create a recount text by using a short and basic text systematically about each student's experience. Based on the students' needs analysis, receiving theory from the teacher got the highest votes from the students. Therefore, the researcher can provide exercises and ask students to work independently after receiving theory from the teacher. After receiving the theory from the teacher, which received the highest support from students, the activity involves students in applying the theory by creating recount texts independently. This reflects the application of the hypothesis that has been developed based on the theory taught. Next, the teacher invites students to showcase and discuss their work. The next activity is to showcase and discuss the results of students' work. This is a way to test the validity of the hypothesis or theory taught and applied, as well as to check students' understanding of the concepts that have been given.

r. **Formulating conclusion (3):** This part is known as developing inferences as students draw conclusions based on what they have learnt. Students are expected to listen to the teacher's direction based on the results of the students' needs analysis. At this stage, the teacher guides students through a

discussion about the information they have and have not understood. In this context, students will collect data through their personal experiences with activities they enjoy and understanding of the material learnt in the module. Students will draw conclusions from their experiences and relate them to the understanding they have gained from the learning material. This encourages students to think critically, develop reflection skills, and relate their understanding to a broader context. Next the teacher asks students to present in front of the class in groups about their experiences with the material activities. This approach allows the teacher to determine students' capacity to understand the topic and provide reflection.

4. The Organization of the Syllabus Design

The researcher carried out the syllabus development process by considering the findings from the teacher needs analysis and adhering to the steps of the inquiry learning model. Subsequently, a structured plan was designed for the instructional content to be incorporated into the module. The primary goal is to establish a well-organized, effective, and student-focused learning environment, ultimately enhancing the quality of the learning process and achieving the intended learning outcomes.

Table 4.3: ***The Result of Syllabus Design***

UNIT TITLE	BASIC COMPETENCE	SUBJECT MATTER	INDICATORS	ENGLISH INSTRUCTIONAL	INQUIRY LEARNING	
					STUDENTS' ACTIVITY	TEACHERS' ACTIVITY
Recount Text Unit (Yes, We Made It!)	3.11 *Membandingkan fungsi sosial, struktur teks dan unsur kebahasaan beberapa teks personal recount, dan teks dengan membaca dan menanta informasi terkait pengalaman pribadi dengan kontek dan sederhana, sesuai dengan konteks penggunaannya.*	**Social Function** Introduce, identify, Report, model and praise **Text structure** (Orientation, events, re-orientation) b. Events: Describe the sequence of events or happenings. a. **Orientation:** Introduce the background, who or what is being told in the text. **b. Events:** Describe the	**Supporting Indicators (C1)** 1. Identify the social functions of several oral personal recount texts by giving and asking for information related to personal experiences in the past, short and simple, according to the context of use	Dialogue containing opinions on experiences or events that have occurred in the past.	**Orientation 1:** Students recite prayers and listen to the teacher explain the material to be learned, the activities to be carried out, and the objectives to be understood. **Formulating Problem 1:** Students listen and repeat the dialogue of conversations the teacher read	**Orientation 1:** The teacher asks an open-ended question to the students and provides students with an explanation regarding the content, activities, and objectives of the material they studied. **Formulating Problem 1:** The teacher guides students in reading and understanding a conversation dialogue that

By integrating needs analysis results, syllabus design can be tailored to meet the unique needs and preferences of both students and teachers. This data-driven approach fosters student-centered learning by prioritizing relevant and engaging content, aligning instruction with student understanding and interests, and encouraging active student participation. The researcher's comprehensive syllabus, incorporating unit titles, competencies, English Instructional, and inquiry-based learning activities, exemplifies how this approach can create meaningful learning experiences that promote both academic and personal growth.

The second step of the development process in this research was design. According to Aldoobie (2015), designing phase focused on selecting a form of

course and made instructional strategies. After entering the material from the student's book, the researcher began to design learning instructions with the following stages of the inquiry model. At this stage, the researcher developed a syllabus of materials related to Recount Text. Then, the researcher began to design instructions based on data from teacher interviews and materials in student books. At this stage, the components of the teaching material design are based on existing student books.

Previous research from Ifani (2019) made a syllabus design as a general plan for learning activities to be carried out. Meanwhile, this study shows a slight difference in the appearance of the syllabus. The researcher added charts to offer a more specific and clear structure to show that the information presented is relevant and in line with students' interests and needs. A syllabus is essential in creating a structured, practical and purposeful learning experience. This is supported by Aishah (2011), that the syllabus is a guideline for further learning development, namely in preparing lesson plans (RPP), managing learning activities, learning resources, and developing an assessment system.

Furthermore, once the syllabus is designed, the structure of the teaching materials will be structured using the inquiry-based learning model. The inquiry-based learning model provides a basis for organising the presentation of teaching

materials at each step and serves as a pedagogical approach to facilitate effective learning.

C. *The Result of Development Phase*

In this section, the researcher illustrates the appearance of the English Teacher's Book before and after its development. This is intended to show the difference between the teacher's book and the conventional teacher's book, especially in integrating the stages of the Inquiry model.

Figure 4.1 ***Cover Before Development*** **Figure 4.2** ***Cover After Development***

The module currently being developed has several differences from the existing module, especially on the cover. Another difference lies in the chapter titles. The chapter titles in the previous version were less informative about the content of the chapter, while in the new version, the chapter titles already explain the topics discussed.

Figure 4.3 ***Basic Competencies Before Development***

Figure 4.4 ***Core Competencies After*** **Dev**



Figure 4.5 ***Basic Competencies After Dev***

The developed teacher's book now includes core and basic competencies, along with engaging visuals and relevant images. These enhancements are designed to make the material more appealing to teachers, facilitate a deeper understanding of concepts, improve information retention, and illustrate real-world applications. By integrating visually appealing elements, the module aims

to create a more effective and enjoyable teaching experience for educators.

Figure 4.6 ***Orientation Before Development***

Figure 4.7 ***Orientation After Development*** **Figure 4.8** ***Formulating Problem After Dev***

The second, the existing teacher's book still need to include the stages of inquiry. The researcher developed learning materials that included stages of inquiry in teacher's book after development, namely orientation, formulating

problem, formulating hypothesis, collection information, testing also included pictures of characters with strong and attractive colors.

Figure 4.9 ***Answer Key Before Development*** **Figure 4.10** ***Answer Key After Development***

Furthermore, the existing teacher's book lacks an answer key, which is crucial for independent learning and self-assessment. Therefore, the developed teacher's book incorporates an answer key section. The researcher included an answer key section to facilitate teacher guidance and provide a valuable resource for assessing student understanding. By using answer keys, teachers can quickly pinpoint student errors and provide targeted feedback. This constructive feedback empowers students to understand their mistakes, address misconceptions, and ultimately improve their learning outcomes.

The development of a teacher's guide must include the creation of assessment rubrics. Stiggins (2002) emphasizes the significance of assessment in improving learning. Rubrics can be utilized to provide specific feedback to students, enabling them to enhance their performance. This is vital for ensuring fair and consistent evaluation, especially when assessing open-ended questions with subjective answers. Rubrics help minimize teacher bias and provide students with a clear understanding of the assessment criteria.

The third stage is developing the material, the researcher collect all the materials that have been prepared and then create instructions that are in accordance with the student book based on inquiry learning. The structure of the material produced is based on the inquiry learning model, which consists of six steps: Orientation, formulating problems, formulating hypotheses, collecting data, testing hypotheses, and formulating conclusions (Juhar, 2011).

Based on the results of the teacher's guide development before and after, it can be concluded that a teacher's guide incorporating the inquiry learning model serves as a primary resource for educators in conducting classroom instruction. This guide offers comprehensive and well-structured information on learning objectives, teaching materials, instructional methods, classroom activities, and assessment strategies. By utilizing a teacher's guide based on the inquiry learning model, educators can systematically and effectively plan and

implement the learning process. Belawati (2003) highlighted the crucial role of learning materials in the teaching and learning process, whether it's in a classroom, one-on-one, or group settings. Consequently, the development of effective teacher's book can enhance the quality of learning, facilitate the attainment of desired competencies, and support a more efficient teaching and learning process.

D. *The Result of Evaluation Phase*

1. Validators' Suggestions on the Developed Teacher's Book

To enhance the quality and effectiveness of the teacher's book, the researcher gathered input from validators. The main objective of seeking validators' suggestions for teacher's book development results is to gather valuable feedback and insights from experts in the field. These suggestions aim to enhance the quality and effectiveness of the teacher's book. By incorporating the validators' recommendations, the teacher's book can be refined, ensuring that it aligns with the desired learning outcomes, is more engaging for teacher, and provides a comprehensive and well-structured teaching experience. The input from validators plays a vital role in improving the overall instructional design.

Table 4.4 ***Validators' Suggestions on the Developed Teacher's Book***

No.	Reviewers	Suggestions
1.	**Validator 1**	• Add learning materials • Reduce the font size used • Include the answer key in each activity • Add a scoring rubric to several activities that contain questions requiring uncertain answers.
2.	**Validator 2**	• Add learning material • Include an example of ice breaking in the orientation section • Include vocabulary in some activities • Include references at the end of the module • Add a scoring rubric to several activities that contain questions requiring uncertain answers.
3.	**Validator 3 (English Teacher)**	Suitable for use after revision

2. The Result of Teacher's Book Evaluation

The researcher adopted the validation checklist from Mutmainnah et al. (2023), where the points of the instrument were derived from the textbook eligibility instrument proposed by *Badan Standar Nasional Pendidikan* (BSNP), namely content feasibility, presentation feasibility, language feasibility, amd graphic feasibility.

a. Content Feasibility

The evaluation of the teacher's book content involves a thorough examination of three key aspects. First, the material in the book must be

assessed to ensure it aligns with the established Standard Competencies (SK) and Basic Competencies (KD). Second, the accuracy and correctness of the content in the teacher's book must be confirmed. Lastly, the presence of relevant and sufficient supporting materials is a crucial factor in this evaluation. These three elements together determine whether the teacher's book is appropriate and effective for use in the learning process.

Table 4.5 Content Feasibility

No.	Statement	Score from Validator 1	Score from Validator 2	Score from Validator 3	Mean Score Scale	Result
1.	The learning outcomes are communicated effectively.	4	4	3	3.67	Valid
2.	The appropriateness of learning activities with the inquiry learning model.	3	4	4	3.67	Valid
3.	The alignment of the teacher's book with the steps of the inquiry learning model.	4	4	4	4	Valid
4.	The alignment of the teacher's book, such as reading, writing, speaking, and listening tasks, with the unit's learning indicators.	4	4	4	4	Valid
5.	The clarity of the teacher's book in developing students' critical thinking skills.	3	4	3	3.33	Enough Valid

6.	The inquiry-based learning model developed in the module aligns with the topics and tasks presented in the student's book.	4	4	4	4	Valid
7.	Vocabulary in the materials is related to the topic of the unit.	3	4	4	3.67	Valid
8.	Language function in the Instructions is related to the topic of the unit.	4	4	4	4	Valid
9.	The materials can encourage the teacher to explore more about the topic in in his/her mind.	4	4	4	4	Valid
10.	The texts are directe in developing students' communication ability in order to achieve the social functions.	4	4	4	4	Valid
11.	The sources of materials are acceptable.	3	4	4	3.67	Valid
12.	The teacher's book can lead the students to develop their personal, social, and academic related to their English proficiency.	4	4	3	3.67	Valid
13.	The instructions are developed into the inquiry learning model in an appropriate form.	4	4	4	4	Valid
Total					**3.82 = Valid**	

The table above presents the results of the teacher's guide book validation on the content feasibility section with an overall average score of 3.80.

This score was obtained from the assessment of three expert validators who evaluated various aspects of the module, ranging from the alignment of learning objectives with the curriculum to the clarity of instructions and materials. The purpose of this validation is to ensure that the module can be used as an effective and relevant learning tool for students. The assessment results are presented in the table above, which details the scores given by each validator for each aspect assessed and the average score for each aspect and the overall total score were calculated.

Overall, this module demonstrates a good level of validity and is suitable for use with some notes for improvement, especially on items that score below 4, such as The appropriateness of learning activities with the inquiry learning model, The clarity of the teacher's book in developing students' critical thinking skills, Vocabulary in the materials, and develop personal, social, and academic skills related to their English proficiency. With improvements in these areas based on feedback from validators, it will significantly improve the quality and effectiveness of the module, so that the module can make a more optimal contribution in the learning process.

b. Presentation Feasibility

In evaluating the feasibility of the teacher's book presentation, various important aspects have been carefully considered. These aspects include the technical presentation, where the use of appropriate images, engaging sentences,

relevant topics, and appropriate difficulty levels have played a significant role. In addition, the learning presentation has been tailored to the teacher's needs, based on educational principles, and encourages effective communication. Finally, the completeness of the presentation has ensured that all components of the book, from the preface to the cover, are well-presented and comprehensive.

Table 4.6 Presentation Feasibility

No.	Statement	Score from Validator 1	Score from Validator 2	Score from Validator 3	Mean Score Scale	Result
1.	The instructions presentation interactively and participatively includes the cover of textbook, preface, book map, table of content, and identity of the writer.	4	4	4	4	Valid
2.	The presentation of instructions clearly divides the opening (Cover), main (Material unit), and closing parts of the textbook (Answer Key).	3	4	4	3.67	Valid
3.	The main part of instructions is arranged systematically based on the stages of inquiry learning model, namely orientation, formulating problems, formulating hypothesis, collecting information, testing hypothesis, and collecting information.	4	4	4	4	Valid

4.	The instructions given by the teacher in the form of tasks are representing the characteristics of inquiry learning model, namely namely orientation, formulating problems, formulating hypothesis, collecting information, testing hypothesis, and collecting information.	3	4	4	3.67	Valid
5.	The instructions interactively and participatively build the interaction in English between teacher and students.	3	4	4	3.67	Valid
6.	The instructions can encourage the students to do various communicative task creatively and critically.	3	4	4	3.67	Valid
7.	The instructions given by the teacher in the form of tasks presentation encourage students to be responsible for their own learning.	4	4	4	4	Valid
8.	The instructions encourage the students to recognize their success and inadequacy in learning process.	4	4	4	4	Valid
9.	The learning settings are related to teacher's need analysis.	3	4	4	3.67	Valid
Total					**3.81 = Valid**	

The module achieved a satisfactory validity score of 3.81 after undergoing a feasibility assessment. From a technical perspective, the module excels in integrating engaging elements into its activities and design, while being closely aligned with students' needs. Furthermore, the accompanying teacher's guide is designed with activities that promote teacher-led instruction to foster creative and critical thinking, as well as encourage active dialogue between students and teachers. The completeness of the material is also a key focus, with each unit concluding with a summary, reflection, and bibliography.

The module has a solid structure, encompassing all essential components such as the book cover, basic and core competencies, orientation, formulating problems, formulating hypothesis, collecting information, testing hypothesis, and collecting information, conclusion drawing, and author identification. Each unit follows a structured flow, starting with an introductory section, followed by the main section (containing input and tasks), and concluding with a summary section (including reflection and vocabulary).

c. Language Feasibility

The linguistic aspect is a crucial matter that requires careful evaluation in a module. This evaluation includes three main points: the suitability of the language to the teacher's developmental stage, the effectiveness of the language in facilitating communication, and the logical consistency of the language used.

Table 4.7 Language Feasibility

No.	Statement	Score from Validator 1	Score from Validator 2	Score from Validator 3	Mean Score Scale	Result
1.	The language in input, task, and instruction is clear and understandable.	4	4	4	4	Valid
2.	The language in input, task, and instruction is interactive and communicative.	4	4	4	4	Valid
3.	The language used in input, task, and instruction is suitable with students' cognitive development level.	3	4	4	3.67	Valid
4.	The language in input, task, and instruction is appropriate in the aspect of grammar, spelling, and punctuation.	3	4	4	3.67	Valid
5.	The language in the instructions is holistically cohesive and coherence.	4	4	4	4	Valid
Total					**3.86 = Valid**	

The language validation of the module achieved a score of 3.86, indicating its quality and suitability for teachers. The module not only uses appropriate instructional language, but is also carefully designed. The researcher ensured that all text, instructions, and other components are logically and coherently organized, while upholding grammatical accuracy. The teacher's book developed

for Pondok Pesantren Abnaul Amir Gowa has undergone a thorough validation process involving three validators. Two of them are lecturers from the English Department, while the other validator is an English teacher from Islamic Boarding School Abnaul Amir in Gowa.

Teacher's book validation is a crucial process in developing quality teaching materials. Brown (2004) argues that validation aims to ensure that the material presented in the teacher's book is accurate, relevant, and aligned with learning objectives. Furthermore, Nation and Macalister (2010) add that validation also serves to identify potential problems or shortcomings in the teacher's book, so that revisions and improvements can be made before the book is widely used. Thus, validation can enhance the effectiveness of the teacher's book as a guide for teachers in carrying out classroom learning.

This study paves the way for future implementation of the learning materials. The researcher has thoroughly documented all stages of the material's design, development, and validation, including the materials themselves, the methods used, and the findings obtained. This comprehensive and expertly validated documentation facilitates access and understanding for other researchers regarding the entire research process. The researcher hopes that subsequent research focused on material implementation will provide deeper insights into its effectiveness, potential improvements, and how it functions

within a real-world learning context. Consequently, the researcher optimistic that other researchers will smoothly continue the implementation phase and generate a positive impact on the learning of eighth-grade students at Islamic Boarding School Abnaul Amir Gowa.

3. Teacher's Book Before and After Revision

After completing the development of the teacher's book, the researcher submitted the developed teacher's book to validators to receive valuable feedback for further improvements. In this section, the revision results that have been carried out based on the suggestions and input from the validators will be described in detail, so that the significant changes aimed at improving the quality and effectiveness of the teacher's guide as a guide in the learning process will be clearly illustrated.

a. Cover

According to the validation results, the validators determined that no revisions were needed for the cover design of the developed teacher's book. This suggests that the teacher's book has successfully met the expected quality standards.

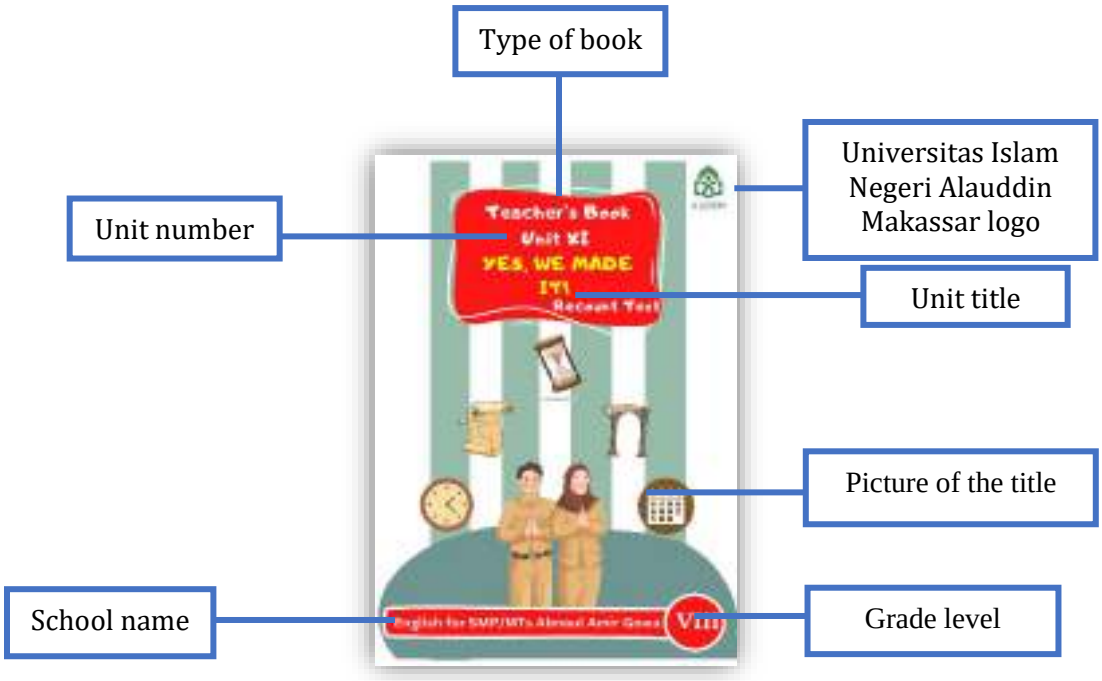

Figure 4.11 ***Module Cover Without Revision***

The cover serves as the first page of the unit, featuring details such as the book type, unit title, unit number, title image, school name, university logo, and grade level. Unit XI is designed to inform the teacher about an upcoming chapter with a new topic. The title, "Yes, We Made It!" is essential for capturing the teacher's attention by presenting the subject matter on the cover. This component aims to signal to teachers that they are about to begin a new chapter with a fresh topic. Additionally, the icon image in the book aligns with the activities of applying the stages of Inquiry, matching the unit's title to showcase the ELT material integrated through the Inquiry process. The unit title, "Yes, We Made It!" focuses on Recount text, which is crucial for introducing teachers to

the topic being studied. This helps students recall prior knowledge, set expectations, and motivate them to learn more. Lastly, the book's base color is white. The colour white conveys a sense of cleanliness and simplicity, giving it an elegant and refined appearance. White also enhances the readability and visibility of text and images, ensuring a smooth reading experience for students.

b. Page of Core Competency

Based on the validation results, the validators concluded that design results for the core competencies section of the developed teacher's book does not require any revisions. This indicates that the developed teacher's book has met the expected quality standards.

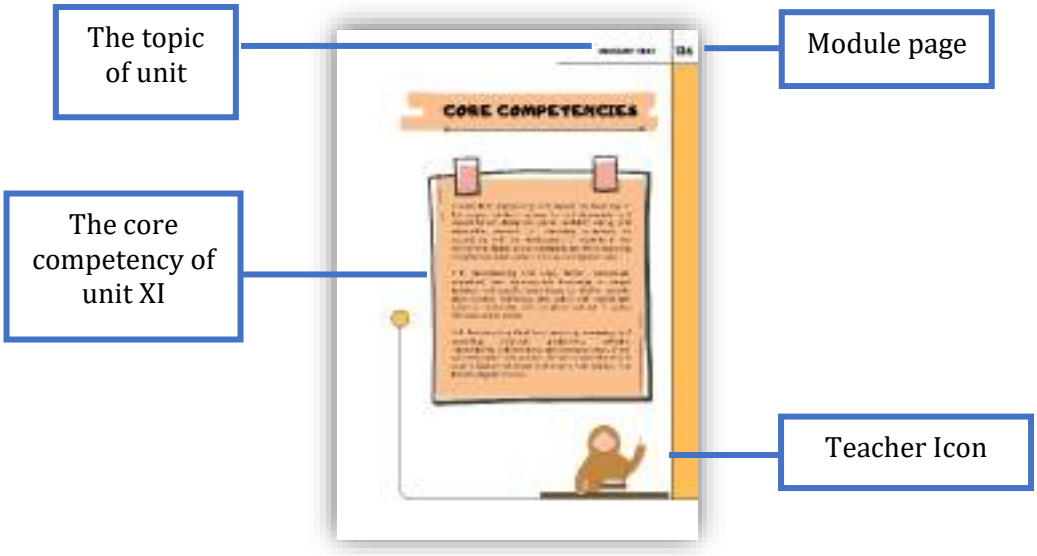

Figure 4.12 ***Core Competency Without Revision***

Starting from this page, each page in the module features both the module page and the unit name. This design allows teachers to easily identify and navigate through different sections of the book. Including core competencies offers a clear insight into the expected student outcomes throughout the learning process. By highlighting these core competencies, students and teachers can get on the same page about what will be learned and what success looks like at the end of this module.

c. Page of Basic Competency

Based on the validation results, the validators concluded that design results for the basic competencies section of the developed teacher's book does not require any revisions. This indicates that the developed teacher's book has met the expected quality standards.



Figure 4.13 ***Basic Competency Without Revision***

By integrating basic competencies into the module, teachers can have a clear understanding of the learning goals and expected outcomes. These competencies act as guidelines for the knowledge, skills, and attitudes students should acquire upon completing their studies. Additionally, they provide focus and direction throughout the learning process. Both teachers and students can use these competencies as a roadmap to identify the materials to be studied, the skills to be developed, and effective methods to assess progress. This holistic approach promotes a more efficient and impactful learning experience, helping students stay focused, motivated, and equipped for success in their educational journey.

d. The Main Part of the Book

1) Orientation

According to the results of the validation process, the validators offered several valuable suggestions and feedback regarding the development of this teacher's guide. One of the significant aspects emphasized during the validation was the orientation phase. In the initial revision of the teacher's book, the validators proposed the inclusion of examples of ice-breaking activities within this phase. The intention behind this suggestion was to provide teachers with concrete ideas and examples to help them design their own engaging ice-breaking activities, making it easier for them to connect with their students at the beginning of the lesson. In addition, the researcher included three additional

leading questions designed to be more easily understood by students. Furthermore, the validators recommended making adjustments to the overall layout of the guide, particularly by reducing the font size in certain sections, such as the instructional parts. This adjustment aimed to improve the readability of the book, making it more user-friendly and accessible for teachers, allowing them to easily follow the content and instructions as they implement the learning activities.

The revisions made to the orientation phase based on the validator's feedback in the first revision have yielded satisfactory results. In the second revision, the validator did not provide additional comments regarding this section, indicating that the implemented changes have effectively addressed the previously identified issues.

Figure 4.14 ***Orientation Before Revision***

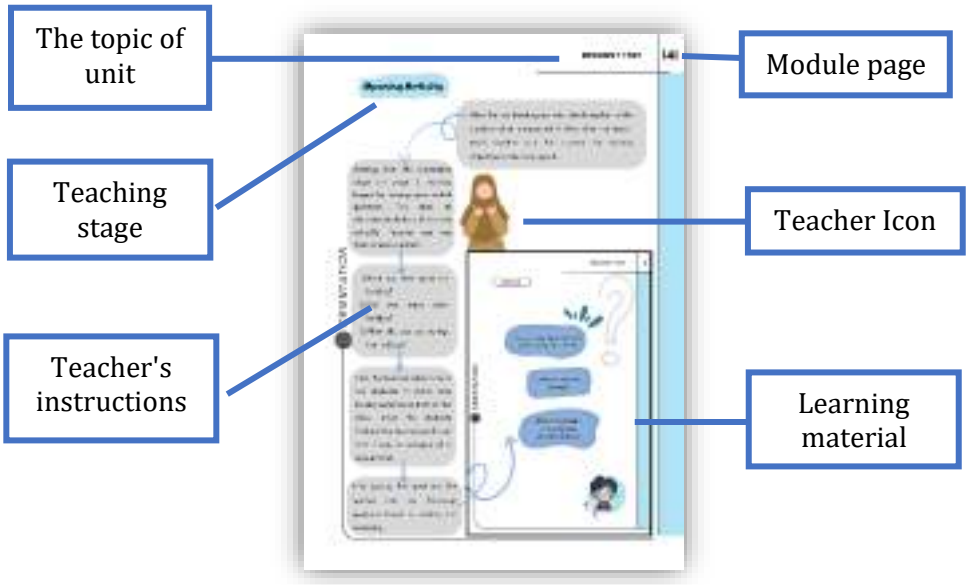

Figure 4.15 ***Orientation After Revision***

Based on the validation results, the validators did not provide any input or suggestions for improvement regarding the module cover page design. This can be interpreted as an indication that the visual appearance of the module cover page complies with applicable design principles and is considered relevant to the teacher's book content. The teacher icons within the teacher's book are visual cues that aim to boost teachers' engagement and motivation in using the teacher's book.

The Module Page refers to a section in the teacher's book that provides a detailed guide for conducting lessons. Additionally, the Teaching Stage outlines the sequence of learning activities that teachers need to follow, ensuring a structured and logical flow from material introduction to evaluation. Teacher

Instructions include specific guidelines that educators must adhere to during the learning process, such as delivering content, assigning tasks, or managing the classroom. Meanwhile, the Learning Material section offers comprehensive and accurate information about the topics to be taught to students.

2) Formulating Problem

The validation results show that the teacher's book needs improvements in several aspects. Experts recommended adding learning materials in the "formulating problem" section to better support teachers in lesson planning. They also suggested reducing the font size of instructions and guidelines to improve the book's visual appeal. These refinements are expected to make the teacher's book more comprehensive and effective in facilitating the teaching and learning process.

The improvements made to the "formulating problem" stage, based on the validator's feedback from the first revision, have produced positive outcomes. In the second revision, the validator did not offer further comments on this section, suggesting that the revisions successfully resolved the previously identified concerns.

Figure 4.16 ***Formulating Problem Before Revision***

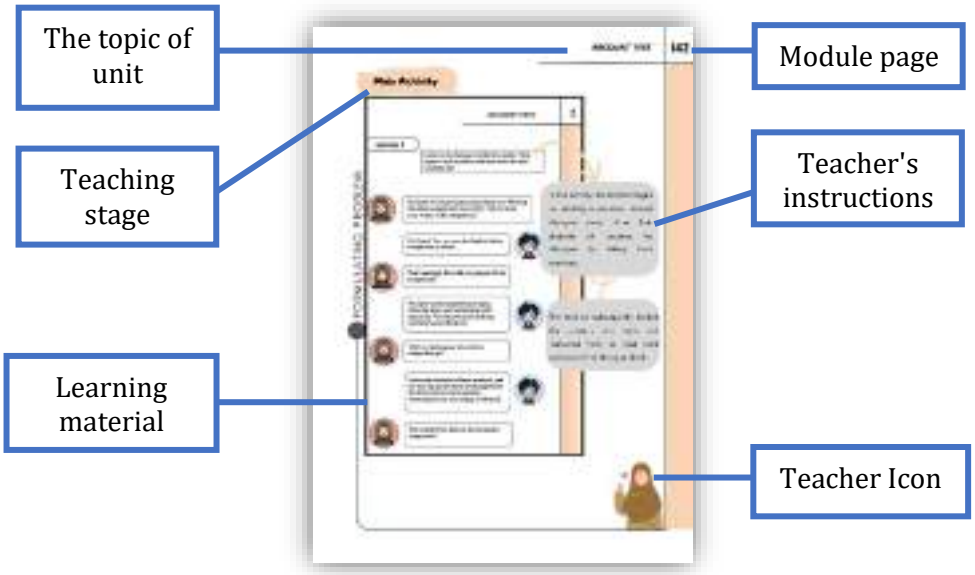

Figure 4.17 ***Formulating Problem After Revision***

The inquiry approach is a teaching method that focuses on exploration, discovery, and problem-solving by students. This approach encourages active participation in learning, fostering critical thinking skills by prompting students to ask questions, observe, investigate, and draw conclusions. Several key components support the inquiry process within a learning module. First, the material title offers an overview of the topic or concept students will explore, helping them understand the learning direction and objectives. Additionally, the instruction title provides step-by-step guidelines for teachers to follow when delivering the material, ensuring a structured and effective inquiry process. Lastly, the learning material presents comprehensive and accurate information, equipping students with the necessary knowledge to engage in meaningful inquiry-based learning.

The teacher's book includes a teacher icon that represents the teacher's role as a facilitator or mentor in the learning process. This icon helps students recognize the teacher as a source of guidance and support while fostering an emotional connection between them. The core of the inquiry approach in this module lies in its activities and tasks, which encourage students to actively engage in learning by observing, questioning, investigating, and drawing conclusions based on their discoveries. Through these activities, students will be able to think more deeply, improve their communication and teamwork skills, and achieve a richer understanding of the subject matter

Overall, the inquiry approach embedded in this learning module provides teachers with opportunities to nurture students' critical thinking, curiosity, and independence in acquiring knowledge. Additionally, it promotes active learning, enabling students to gain a more meaningful understanding of the subject matter.

3) Formulating Hypothesis

Validators identified several areas for improvement in the teacher's book. They recommended adding more learning resources to the "formulating hypothesis" section to better assist teachers in lesson planning. Additionally, they suggested reducing the font size for instructions and guidelines to enhance the book’s visual appeal. These revisions aim to make the teacher's book a more comprehensive and effective classroom resource. The improvements made to the "formulating hypothesis" stage, based on feedback from the first revision, have produced satisfactory results.

In the second revision, the validator did not provide additional comments regarding this section, indicating that the implemented changes have effectively addressed the previously identified issues.

Figure 4.18 ***Formulating Hypothesis Before Revision***

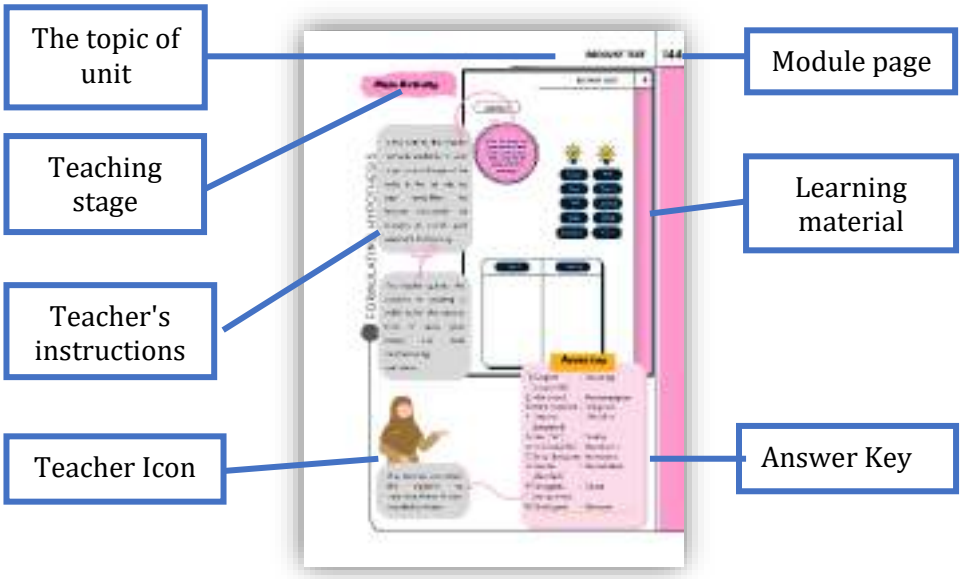

Figure 4.19 ***Formulating Hypothesis After Revision***

At this stage, the inquiry approach presents students with the title of Activity 3. This approach is designed to actively engage students in the learning process by encouraging them to observe, ask questions, investigate, and draw conclusions based on their findings. Through this activity, students who actively learn the material will find they understand it more profoundly, think with greater insight, and communicate and collaborate more successfully. The learning module includes specific instructions that guide teachers through the steps required to facilitate activities or tasks related to the material. These instructions help teachers understand the necessary procedures and provide a clear framework for implementing the inquiry process effectively.

The teacher icon also represents the teacher's role as a facilitator or mentor in the learning process. Moreover, it helps foster an emotional connection between the teacher and students within the learning environment. The inclusion of animal icons or other symbols in the learning modules is designed to enhance visual appeal and link concepts to more tangible representations. The learning materials provide thorough and accurate information about the content that will be taught to students.

In general, the inquiry approach at this stage emphasizes activities that motivate students to actively participate, observe, ask questions, explore, and draw conclusions from their discoveries. These activities help students build a deeper understanding, enhance their critical thinking, and improve their

communication and collaboration skills. Clear instructions, teacher icons, and other animal or symbolic icons further contribute to creating an engaging, meaningful, and effective learning experience for students.

4) Collecting Information

Validators highlighted several areas for improvement in the teacher's book. They suggested expanding the "Collecting Information" section by adding more learning materials to better support teachers in their lesson planning. Additionally, they recommended using a smaller font size for the instructions and guidelines to enhance the book's visual appeal. These changes are expected to improve the book's overall comprehensiveness and effectiveness as a classroom resource. The "Formulating Hypothesis" section, revised based on initial feedback from validators, is now deemed satisfactory. The reviewers had no further comments on this section during the second review, indicating that the adjustments made have effectively addressed the original concerns.

Figure 4.20 ***Collecting Information Before Revision***

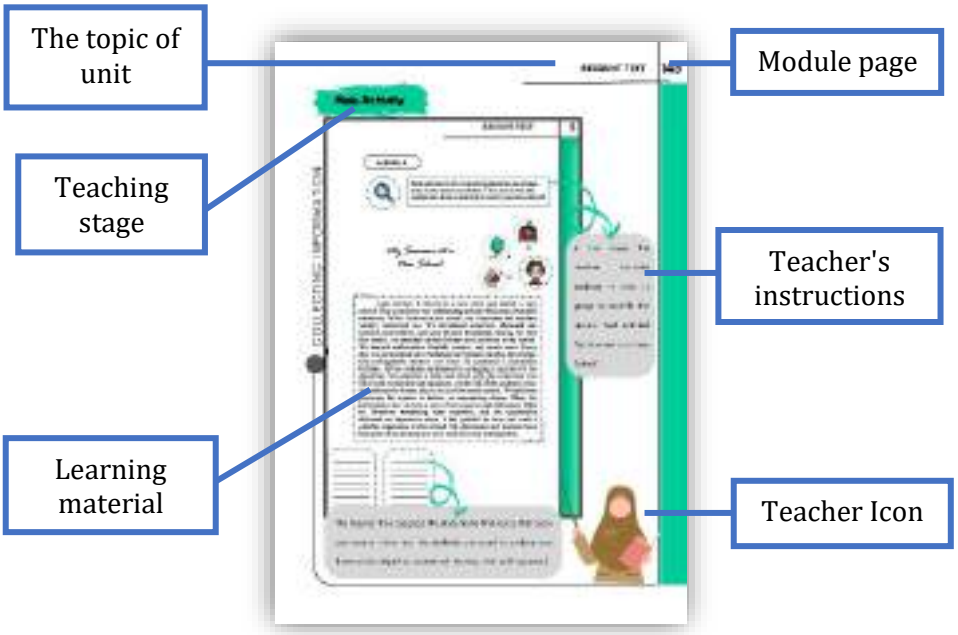

Figure 4.21 ***Collecting Information After Revision***

The inquiry-based learning approach consists of several key components that are crucial for achieving effective learning outcomes. The first component is the unit title and the teacher's instructions: identifying the content provides students with an understanding of the topic or concept they will study. This helps students grasp the direction of the lesson and the objectives they need to reach. The instruction headings outline the steps or guidelines students must follow when completing activities or tasks related to the material. These instructions help students understand the process and offer a clear structure for the inquiry process.

The next element is the Teacher Icon in the learning module, representing the teacher's role as a facilitator or mentor in the learning process. This icon assists students in recognizing the teacher as a guide and source of direction. Furthermore, the teacher icon fosters an emotional connection between teachers and students in the learning environment, which can enhance student engagement and interaction. The learning material provides comprehensive and accurate information about the content to be taught to students.

In that page, there are instructions for teachers to ask students to write down the new words they learn and memorize their meanings. This activity aims to improve students' vocabulary mastery. Combining these components, the inquiry approach to learning can encourage students to actively participate, observe, ask questions, investigate, and conclude based on their findings. This

approach helps students develop a deeper understanding, critical thinking skills, communication skills, and good cooperation.

5) Testing Hypothesis

The validation results show that the teacher's book needs improvement in certain areas. Validators recommended adding more learning materials to the "Testing Hypothesis" section to help teachers in planning lessons. They also suggested reducing the font size of instructions and guidelines to improve the visual presentation of the book. Consequently, these changes are expected to make the teacher's book more comprehensive and effective in supporting teachers throughout the teaching and learning process.

The changes made to the "Testing Hypothesis" stage, based on the validator's feedback from the first revision, have produced positive results. In the second revision, the validator did not offer further comments on this section, suggesting that the adjustments made have successfully resolved the issues identified earlier.

Figure 4.22 ***Testing Hypothesis Before Revision***

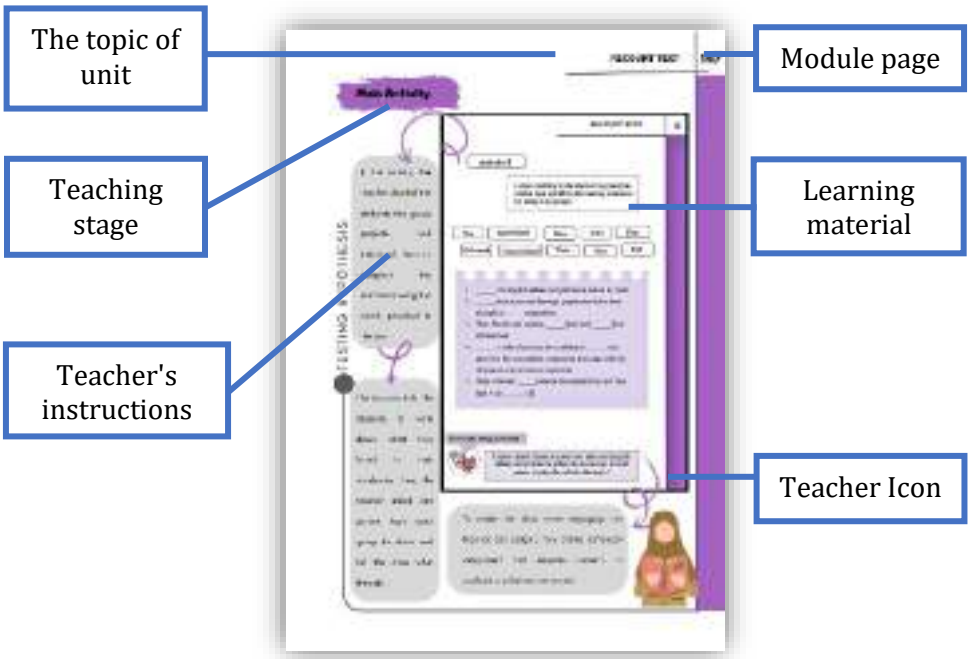

Figure 4.23 ***Testing Hypothesis After Revision***

The inquiry-based learning approach includes several key elements that support the achievement of effective learning goals. The first elements are the unit title and teacher instructions: The title offers an overview of the topic or concept the teacher will present, helping the teacher understand the learning direction and objectives to be met. The instructions then provide steps or guidance that the teacher should follow during teaching activities, helping the teacher grasp the procedures and offering a clear framework for the investigation process. Additionally, the Teacher Icon in the learning module represents the teacher's role as a facilitator or guide in the learning process. This icon helps students recognize the teacher as a source of support and direction. The learning material contains thorough and accurate information about the content to be taught to students.

The purpose of teacher stage symbols is to direct the learning process. The stages in a teaching module offer clear instructions for teachers on the steps to follow at each phase of the learning experience. This allows teachers to plan and carry out learning activities in a focused and organized way. These stages form the foundation of the inquiry approach. They encourage students to engage actively, observe, ask questions, explore, and draw conclusions from their discoveries. These tasks help students develop a deeper understanding, improve critical thinking, and practice communication and collaboration skills within a context related to the learning content.

6) Formulating Conclusion

The teacher's book needed revisions, especially in the "formulating conclusion" section, where validators suggested including learning resources and reducing the font size of instructions for better visual presentation. The changes made based on this feedback have been successful, as there were no additional comments from validators in the second review. These updates are anticipated to increase the book's effectiveness for teachers.

Figure 4.24 ***Formulating Conclusion Before Revision***

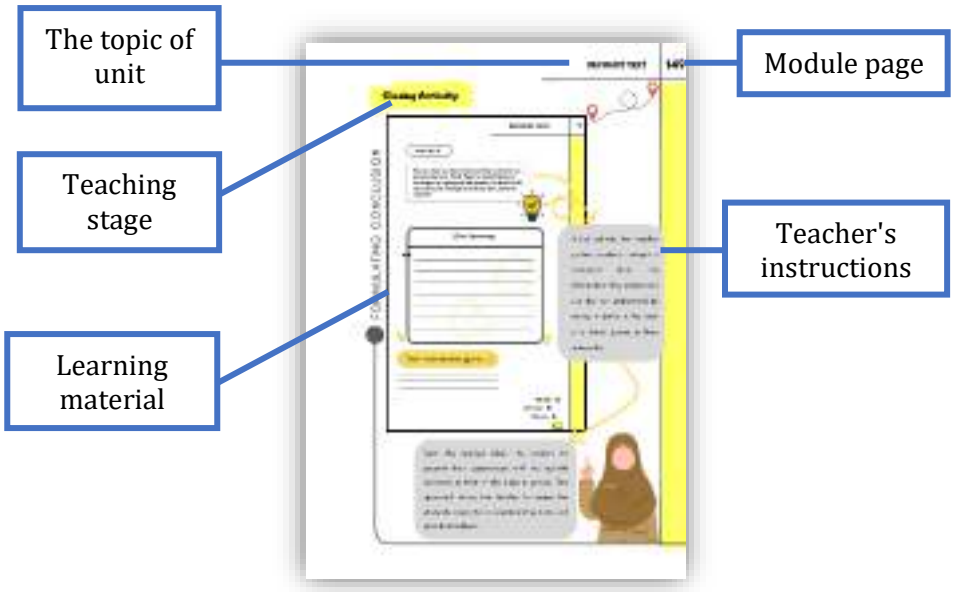

Figure 4.25 ***Formulating Conclusion After Revision***

The inquiry-based learning approach includes several key elements that play a crucial role in achieving effective learning outcomes. The first elements are the unit title and teacher instructions: The title offers an overview of the topic or concept the teacher will introduce, helping them grasp the learning direction and objectives. Following that, the instructions outline the steps or guidelines the teacher must follow in carrying out the teaching activities. These instructions help clarify the procedures and establish a clear structure for the inquiry process.

The teacher icon in the learning module represents the teacher's role as a facilitator or mentor, helping students recognize the teacher as a guide. This icon creates an emotional bond between teachers and students, boosting engagement.

Furthermore, animal icons add visual interest and help link abstract ideas to tangible representations. The stages outlined in the teaching module provide clear instructions for teachers, ensuring a well-organized and systematic learning process. The learning material contains comprehensive and precise information about the content to be taught to students.

Additionally, the teacher directs students to take handwritten notes based on their learning module. This method delivers important information, highlights key concepts, and clearly illustrates learning materials. Encouraging handwritten note-taking helps improve comprehension, enhance memory retention, and provides a structured approach to learning. It also promotes active engagement with the content, motivating students to identify and note crucial points, which leads to a more effective learning experience.

7) Answer key

According to the validation results, the validators offered various suggestions for the development of this teacher's book. A key point they emphasized was the answer key section. In the first revision, they proposed including an assessment rubric for questions with ambiguous answers. They also suggested reducing the font size in some parts of the module, especially in the instructions, to improve readability.



Figure 4.26 ***Answer Key Before Revision***

Figure 4.27 ***Answer Key After Revision***

Figure 4.28 Answer Key After Revision

The answer key in a teacher's module holds significant importance, particularly within the context of inquiry-based learning. While it may initially appear that an answer key contradicts the principle of inquiry, which emphasizes independent discovery, the two actually complement one another. The answer key serves as a valuable tool for teachers to assess students' work. It allows teachers to efficiently and accurately evaluate how well students have met the established learning objectives.

The fourth stage is evaluation stage, this stage is the critical final stage in the ADDIE model where necessary revisions are made. Evaluation and revision of a book are two interconnected and inseparable stages. Evaluation provides information about the quality and effectiveness of a book, while revision is the act of making improvements based on the evaluation results. Both are important to produce a high-quality and useful book for readers. Anderson (2001), in the revised Bloom's taxonomy, placed evaluation at the highest cognitive level. This indicates that the ability to evaluate is a very important skill for every individual to possess, including in evaluating books. This evaluation process is essential for determining whether the book is effective in achieving its goals and communicating information clearly to the readers. Buchari (1980) highlighted the significance of textbook evaluation in maintaining quality education. He stressed the importance of teacher involvement in the evaluation process to gather feedback that reflects real-world classroom needs. The revision process

provides an opportunity for the author to identify and rectify any errors in the teacher's book, enhance the clarity of ideas, and ensure that the content and language style are appropriate and relevant for teachers.

The researcher implemented formative evaluations at each stage of module development. Furthermore, the developed coursebook was also assessed and received excellent results, with details: Content Feasibility (3.80), Presentation Feasibility (3.81), and Language Feasibility (3.86). After a systematic development and revision process, this Teacher' integrating Islamic values was finally declared feasible and approved by the validators.

According to Arifin (2015), the validation of teacher's books should involve various parties, such as teachers, material experts, and education experts. This aims to gain a broader and more comprehensive perspective. The validation or quality assessment process of a teacher's book should not be done by just one party. Involving various parties, such as teachers who will use the book in practice, material experts who understand the book's content thoroughly, and education experts who have a broad understanding of educational theories and principles, will provide diverse and more comprehensive perspectives. In this study, the researcher involved teachers who will use the book, two validators who are lecturers from UIN Alauddin Makassar. Hamalik (2018) emphasizes the importance of content validation for teacher's

books to ensure that the presented material aligns with the learning objectives. Thus, it is expected that the resulting teacher's book will be of higher quality and according to the needs.

Validating teacher's books is essential for ensuring the production of high-quality teaching resources. Checking and making sure that a teacher's book is good is a very important step in creating good teaching materials. Just like (Cunningsworth (1995) said, we need to ask teachers what they think about the book because they use it the most. By facilitating revisions and improvements prior to widespread use, the validation process ensures that the teacher's book effectively supports teachers in the implementation of successful classroom learning.

This study lays the groundwork for future research on the implementation of these learning materials. By meticulously documenting all stages of the research process, including material design, development, and validation, this study provides a valuable resource for future researchers. This comprehensive documentation facilitates access and understanding of the research process, enabling subsequent researchers to effectively investigate the materials' implementation in real-world classroom settings. This will provide deeper insights into their effectiveness, potential areas for improvement, and overall impact on student learning at Pondok Pesantren Abnaul Amir Gowa

CHAPTER V

CLOSING

A. *Conclusion*

Based on the interview with teacher, it can be concluded that there are several main needs that need to be considered to improve the quality of learning, such as the need for organized material, content of the material, and learning achievement targets in a structured manner.

The development of the teacher's book based on the inquiry learning model in the design stage produced a comprehensive and systematic design. This design modified the syllabus of previous research, which also developed student books based on inquiry, with a focus on changes in teacher activities. Elements of the syllabus design include unit titles, basic competencies, subject matter, indicators, English instruction, and inquiry learning (student and teacher activities). In addition, this design focuses on providing clear and practical guidance for teachers in implementing inquiry learning in the classroom.

In the development stage of the teacher's book based on the inquiry learning model, the design that was created in the previous stage is transformed into a ready-to-use teacher's book product. This process involves several important steps. First, the learning materials that were identified in the design stage are arranged and written in clear, concise, and easy-to-understand

language for teachers. These learning materials are presented in an attractive format and include relevant images or examples to clarify the concepts presented. Second, the inquiry-based learning activities that were designed from the orientation stage to formulating conclusions serve as a guide for teachers in teaching. In addition, in this development stage, a review and revision process is also carried out on the learning materials, learning activities, and assessments that have been prepared. This revision process involves validators, consultants, and teachers. The input and suggestions for improvement are then analyzed and considered for revisions to the teacher's book, so that the resulting teacher's book is truly high-quality and in accordance with the needs of teachers in the field.

The researcher implemented formative evaluations at each stage of module development. Furthermore, the developed coursebook was also assessed and received excellent results, with details: Content Feasibility (3.82), Presentation Feasibility (3.81), and Language Feasibility (3.86). After a systematic development and revision process, this teacher’s book based on the inquiry learning model was finally declared feasible and approved by the validators.

B. *Implication of Research*

Although the developed teacher's book has currently undergone a validation process by validators and can be used as a supplementary book, its use as the primary textbook still requires further stages. Before this book can be officially used as the primary textbook, implementation stage should be carried out by future researchers in the classroom and must undergo a validation process by validators. In other words, although the book content has been tested and meets the standards for additional use, its effectiveness and suitability as the primary textbook need to be proven through implementation trials whose results must also be declared valid by the validators. This double validation process aims to ensure that the teacher's book is not only of high quality in terms of content, but also effective and appropriate in teaching practice as the primary textbook. This teacher's book has been validated by validators for the feasibility of its content, presentation, and language. However, the validation is incomplete because there has been no usability test or implementation phase. This usability validation is important to ensure that this book truly helps teachers and students in learning.

There are several recommendation for this study. The first recommendation for the teacher's book is to conduct further reseacrch to assess the effectiveness of the developed teacher's book basen on inquiry learning model. The second recommendation is to align future reseacrh with

technological advancements to enhance students' creativity in learning and help them to achieve the learning objectives in line with the 2013 curriculum.

BIBLIOGRAPHY

Aishah, S. (2011). *Hubungan antara Status Gizi dengan Usia Menarche pada Siswa Sekolah dasar (SD) dan Sekolah Menengah Pertama (SMP) Shafiyyatul Amaliyah Medan Tahun 2011*. Universitas Sumatera Utara. Medan.

Alannasir, W. (2020). *Characteristic-Based Development Students Aspect. International Journal of Asian Education*. *1(1)*, *29–3*.

Aldoobie, N. (2015). ADDIE Model. *American International Journal of Contemporary Research*, *5(6)*, 68–72.

Ambarita, R. (2020). Metode Inquiry-Based Teaching Dalam Ketrampilan Menulis. *Jurnal Penelitian Pendidikan Bahasa …*.

Amir, A. M. (2019). Developing Inquiry Learning Model-Based ELT Materials For The Seventh Grade of Junior High School. *Jurnal ELTIES (English Language Teaching for EFL Learners)*.

Anderson, L. W. dan D. R. K. (2001). *A Taxonomy for Learning, Teaching, and Assesing: A Revision of Bloom's Taxonomy of Educational Objectiives*. Addison Wesley Longman, Inc.

Arifin, B. . (2015). *Psikologi Sosial*. CV Pustaka Setia.

Arsyad, A. (2000). *Media Pengajaran*. Raja Grafindo Persada.

Bandalos, D. L. (2018). The importance of measurement theory in social science research. *Journal of Social and Behavioral Research*, *21(4)*, *349*.

Belawati, T. dkk. (2003). *Pengembangan Bahan Ajar*. Pusat Penerbitan UT.

Branch, R. M. (2009). *Instructional Design: The ADDIE Approach*.

Branch, R. M. (2020). *Instructional design: The ADDIE approach.* Springer.

BSNP. (2006). *Permendiknas RI No. 22 Tahun 2006 tentang Standar Isi untuk Satuan Pendidikan Dasar dan Menengah.*

Buchari. Mochtar. (1980). *Teknik-Teknik Evaluasi Dalam Pendidikan*. Jemmars.

Chappuis, S., & Stiggins, R. J. (2002). Classroom Assessment for Learning. *Educational Leadership*, *60*, 40–43.

Coffman, T. (2009). *Engaging students through inquiry-oriented learning and technology*. The Rowman & Littlefield Publishing Group, Inc.

Cunningsworth, A. (1995). .*Choosing Your Course book*. Macmilan Publisher.

Daryanto. (2014). *Pendekatan Pembelajaran Saintifik Kurikulum 2013*. Gava Media.

Devirita, F., Neviyarni, N., & Daharnis, D. (2021). Pengembangan Buku Ajar Berbasis Problem Based Learning di Sekolah Dasar. *Jurnal Basicedu*, *5*(2). https://doi.org/10.31004/basicedu.v5i2.680

Djalal, F. dan D. S. (2001). *Reformasi Pendidikan dalam Konteks Otonomi Daerah*. Adicita Karya Nusa.

Gall, M. D., Gall, J. P., & Borg, W. R. (2003). *Educational research: An introduction (7th ed.)*. Allyn & Bacon.

Gay, L.R., Mills, G.E., & Airasian, P. (2009). Competencies for Analysis and Applications (Edisi ke-9). *Educational Research*.

Hamalik, O. (2018). *Kurikulum Dan Pembelajaran*. Bumi Aksara.

Hisbullah & Firman, 2019. (2019). Penerapan Model Pembelajaran Snowball Throwing dalam Meningkatkan Hasil Belajar Ilmu Pengetahuan Alam di Sekolah Dasar. *R. Cokroaminoto Journal of Primary Education*, *2(2)*, *100*–.

Hutchinson, T., & Waters, A. (1987). *English for Specific Purposes: A Learner-Centered Approach.* Cambridge University Press.

Ifani, P. N. (2019). *Developing Inquiry Learning Model-Based English Instructional Materials for the Seventh Grade of Junior High School*. UIN Alauddin Makassar.

Imran, S. (2014). *Fungsi dan Tujuan Penyusunan dan Penggunaan LKS (Lembar Kegiatan Siswa) untuk Pembelajaran.* https://ilmu-pendidikan.net/pembelajaran/bahan-ajar/fungsi-dan-tujuanpenyusunan-dan-penggunaan-lembar-kegiatan-siswa.

Irviana, I. (2020). Understanding the Learning Models Design for Indonesian Teacher. *International Journal of Asian Education*, *1*(2). https://doi.org/10.46966/ijae.v1i2.40

Juhar, M. (2011). *Implementasi Paikan dari Behavioristik sampai konstruktivistik*. Prestasi Pustaka.

Kaharuddin, A. & B. A. (2017). Using Needs Analysis to Develop English Teaching Materials in Initial Speaking Skills for Indonesian College Students of English. *The Turkish Online Journal Of Design, Art And Communication*, DOI No: 10.7456/1070ASE/045.

Kauffman, S. (2009). *At home in the universe :The Search for the laws of self-*

organization and complexity. Oxford University Press.

Kuhlthau, C.C., et al. (2007). *Guided Inquiry: learning in The 21st Century.* Libraries Unlimited.

Kusmaryono, I. (2013). *Kapita Selekta Pembelajaran Matematika*. Unissula Press.

McGriff, S. J. (2000). *Insructional system design (ISD): Using the ADDIE model*. Pen State University.

Merrill, M. D. (2009). *irst Principles of Instruction. In C. M. Reigeluth & A. Carr (Eds.), Instructional Design Theories and Models: Building a Common Knowledge Base*. *Vol III*.

Merta, N. K. (2019). Penerapan Model Pembelajaran Inquiry-Based Teaching Untuk Meningkatkan Hasil Belajar Bahasa Inggris. *Journal for Lesson and Learning Studies*, *2*(2). https://doi.org/10.23887/jlls.v2i2.19146

Miles, M. B., Huberman, A. M., & Saldana, J. (2014). *Qualitative data analysis: A methods sourcebook*. Sage Publications.

Moore, K. D. (2009). Effective instructional strategies from theory to practice (2nd ed). *Thousand Oaks:SAGE Publications Ltd.*

Munirah. (2015). Sistem Pendidikan di Indonesia antara Keinginan dan Realita. *Fakultas Tarbiyah Dan Keguruan UIN Alauddin Makassar*, *2*(2), 233–245.

Muslich, M. (2010). *Text Book Writing*. Ar-Ruzz Media.

Nahel, B. (2012). *Pengertian Buku Siswa*. http://www.id.shvoong.com/socialsciences/education/2251813 - pengertian-buku-siswa/

National, G., & Pillars, H. (2012). *Nursing Care of Older Adult: Theory and Practice*.

Nauli, B. S. (2015). Combining inquiry, learning community and total physical response for teaching English. *English Education Journal (EEJ)*, *6(3)*, 356–369.

Nurkholis, N. (1970). Pendidikan Dalam Upaya Memajukan Teknologi. *Jurnal Kependidikan*, *1*(1), 24–44. https://doi.org/10.24090/jk.v1i1.530

Rahayu, D. (2022). *Integrating Islamic Values Into Elt Materials Unit Of "National Disaster-An Exposition" For The Eleventh Grade Students Of Mahyajatul Qurra' Islamic Boarding School Takalar*.

Rahmah, A. A. (2023). *Developing Inquiry Learning Model-Based ELT Materials of 'Yes, We Made It!' Unit for the Eighth Grade Students of Islamic Boarding*

School Abnaul Amir Gowa.

Samadun et al. (2023). *Effectiveness of Inquiry Learning Models to Improve Students' Critical Thinking Ability*.

Samani, M. (2012). *Profesionalisasi Pendidikan*. Unesa University Press.

Soetarno. (2004). *Makalah Sumber Daya Pendidikan dengan Pendekatan Sistem*.

Sugiyono. (2009). *Metode Penelitian Pendidikan Pendekatan Kuantitatif, Kualitatif, dan R&D*. Alfabeta.

Sugiyono. (2019). *Metode Penelitian Kuantitatif, Kualitatif, dan R&D*. Alfabeta.

Tahapary, P. (2022). Pembelajaran dan Karya Guru Strategi Pembelajaran Inkuiri. *Jurnal Pembelajaran Dan Karya Guru*, *2*(1), 76–82.

Trianto. (2012). *Model Pembelajaran Terpadu*. Bumi Aksara.

Trianto. (2013). *Model pembelajaran terpadu: Konsep, strategi, dan implementasinya dalam kurikulum tingkat satuan pendidikan (KTSP).* Bumi Aksara.

Trianto, R. (2017). A model for developing learning design. *Journal for Educational Research*, *10(1)*, *1–2*.

Wahyudi,Dinn. Ishak, A. S. (2006). *Pengantar Pendidikan*. Universitas Terbuka.

Wang, P. H., Wu, P. L., Yu, K. W., & Lin, Y. X. (2015). Influence of implementing inquiry-based instruction on science learning motivation and interest: A perspective of comparison. *Procedia Social and Behavioral Sciences*, *174(2015),* 1292–1299.

Wardimen, Artono, et al. (2008). *English in focus: for Grade VIII Junior High School.Wardimen, Artono, et al.* Pusat Perbukuan Departemen pendidikan Nasional.

Wijayanti, P. A. (2011). Peningkatan Keaktifan Siswa Dalam Pembelajaran Sejarah Kelas XI IA SMA Ibu Kartini Semarang dengan Metode Cooperative Learning. *Jurnal Penelitian Pendidikan*, *Vol 27*, *No*.

Wilda Nurrohma. (2012). Peningkatan Motivasi Belajar Ipa Melalui Model Pembelajaran Ibl (Inquiry Based Learning) Pada Siswa Kelas Iv Sd N Tangkil 03 Sragen Tahun Pelajaran 2012/2013. *Pendidikan*.

Yaumi, M. (2018). *Media & Teknologi Pembelajaran*. Prenadamedia Group.

APPENDICES

APPENDIX I

RESEARCH INSTRUMENT

Interview Guideliness for Teacher

School Name : **Islamic Boarding School Abnaul Amir Gowa**

School Address : **Moncobalang, Bontosungu, South Bontonompo District, Gowa Regency. South Sulawesi**

Teacher's Name : **Israwati, S.Pd**

Day/Date of Interview : **18 July 2024**

Location : **at School**

1. Do you like when you give the learning format before start your class?
2. What learning formations do you like the most?
3. By the time class starts, what treatment do you prefer?
4. What form of subject material do you prefer?
5. What kind of teacher's book design are you most interested in?
6. What kind of Design Model are you interested in?
7. In what way do you prefer to teach Recount Text?
8. If the material is Yes, We Made It! About Recount Text, what kind of expression you will give to your students?
9. If the material is Yes, We Made It! about Recount Text, what information and messages would you most like for students to write?
10. What will you give to your student to make a dialog about Recount Text?
11. What learning Model do you prefer?
12. If your students asked to do a class project, which would you choose?
13. If you give a task of presenting related subject matter, which one would you give?
14. Do you like the idea of teaching with games?
15. What difficulties do you sometimes get at the time of teaching the material about recount text?

APPENDIX II

TRANSCRIPT

Researcher : *Selamat pagi Ibu, saya izin ingin mewawancarai ibu mengenai preferensi ibu dalam mengajarkan materi recount text.*

Teacher : *Iya boleh, silahkan.*

Researcher : *Apakah Ibu suka ketika ibu memberikan kegiatan pre teaching sebelum memulai kelas?*

Teacher : *Iya, saya suka. Kegiatan pra-pembelajaran itu seperti pemanasan sebelum kita mulai berolahraga. Dengan kegiatan ini, siswa jadi lebih siap dan antusias untuk menerima materi baru.*

Researcher : *Iya betul saya sangat setuju. Kalau boleh tahu, kegiatan pre-teaching seperti apa yang paling Ibu sukai?*

Teacher : *Saya suka mengajak siswa untuk berdoa sebelum memulai pembelajarn.*

Researcher : *Kenapa bu kalau boleh tahu?*

Teacher : *Menurut saya, dengan berdoa siswa belajar untuk bersyukur atas ilmu yang mereka terima dan memohon petunjuk dalam memahami materi yang mereka rasa sulit.*

Researcher : *Baik. Pertanyaan selanjutnya, ketika kelas sudah dimulai, perlakuan apa yang lebih ibu sukai?*

Teacher : *Hmm.. Saya lebih suka memberikan instruksi karena instruksi memberikan arah yang jelas kepada siswa tentang apa yang harus mereka pelajari dan bagaimana cara mempelajarinya.*

Researcher : *Lalu bentuk materi pelajaran apa yang Ibu sukai?*

Teacher : *Saya merasa lebih mudah memahami materi pembelajaran yang disajikan dalam bentuk visual, seperti gambar.*

Researcher : *Desain buku guru seperti apa yang paling Ibu minati?*

Teacher : *Saya prefer pada buku guru yang menggabungkan anatar gambar dan teks. Dapat dengan muudah saya pahami dibandingkan yang hanya teks saja.*

Researcher : *Bagaimana dengan designnya, apakah ibu suka kartun, karikatur, atau gambar nyata?*

Teacher : *Kartun bagus sih, menarik.*

Researcher : *Selanjutnya cara apa yang Ibu suka dalam mengajarkan Teks Recount?*

Teacher : *Saya lebih suka mengajarkan materi recount text dengan memberikan teori. Biasanya saya mulai dengan cerita seru dari*

pengalaman pribadiku. Dari situ, anak-anak jadi lebih gampang ngebayangin bagaimana caranya menulis cerita pengalaman.

Researcher *: Bagaimana cara Ibu mengungkapannya kepada siswa?*

Teacher *: Jika materi yang akan saya sampaikan adalah teks recount, saya akan mengajak siswa untuk berkreasi melalui bentuk drama kecil dalam kelompok. Saya yakin metode ini akan sangat efektif untuk meningkatkan pemahaman siswa terhadap struktur dan isi teks recount, serta melatih kemampuan berbahasa mereka.*

Researcher *: Jika Ibu ingin mengarahkan siswa untuk menulis teks recount, informasi terkait apa yang akan ibu arahkan kepada siswa untuk ditulis?*

Teacher *: Saya akan mengarahkan siswa untuk membuat recount text berdasarkan pengalaman yang mereka alami di sekolah.*

Researcher *: contoh seperti apa yang akan ibu berikan kepada siswa jika ingin membuat tugas dialog?*

Teacher *: Saya akan memberikan contoh dari saya sendiri, apa yang saya alami hingga siswa lebih memahami.*

Researcher *: Jika ibu ingin memberikan tugas kepada siswa, apakah individu atau group?*

Teacher : *Saya akan mengarahkan siswa untuk melakukan tugas kelompok . Saya percaya bahwa proyek kelompok adalah cara yang efektif untuk mengembangkan berbagai keterampilan penting di abad ke-21.*

Researcher :*Bagaimana dengan tugas presentasi? Apakah individu atau kelompok?*

Teacher : *Sama seperti dengan tugasnya, saya lebih suka agar siswa melakukan presentasi kelompok.*

Researcher : *Apakah ibu suka mengajaryang digabungkan dengan games?*

Teacher : *Permainan adalah salah satu cara yang bagus untuk melibatkan siswa secara aktif dalam proses pembelajaran. Dengan permainan, siswa menjadi lebih terlibat, antusias, dan termotivasi untuk belajar. Selain itu, permainan juga dapat membantu siswa membangun pemahaman yang lebih dalam tentang konsep yang sedang dipelajari.*

Researcher : *Kesulitan apa yang biasa ibu alami ketika mengajarkan materi ini?*

Teacher : *Kesulitan yang saya alami ialah siswa yang mengalami kesulitan dalam memahami materi. Mereka mungkin kesulitan untuk membedakan antara peristiwa yang terjadi lebih dulu dan lebih*

akhir. Hal ini seringkali membuat mereka kesulitan dalam menyusun kembali kalimat atau paragraf dalam teks recount.

Researcher *: Baik. Terimakasih ibu atas informasinya.*

Teacher *: Iya sama-sama*

APPENDIX III

THE RESULT OF INTERVIEWS' DATA PROCESSING

No.	Question	Answer	Coding
1.	Do you like when you give the learning format before start your class?	I really like to tell my students what we're going to do in class before we start. There are a few reasons for this. First, it helps them get ready. They know what we'll be learning, what activities we'll be doing, and what I expect from them. It helps them stay focused and engaged. All in all, I think giving students a heads-up about the lesson plan is really important for creating a positive and productive learning environment.	The teacher believes that providing a clear overview of the lesson at the beginning helps students focus, engage, and be better prepared for the learning activities.
2.	What learning formations do you like the most?	I love trying out different ways to teach, but if I had to pick a favorite, it's starting or ending class with a prayer. Prayer helps students appreciate what they're learning and ask for help understanding difficult things. This can really motivate them to study harder. I think any kind of learning is better when we connect it to our spiritual side, like through prayer. That way, students become not only smart, but also kind and peaceful.	The teacher believes that incorporating prayer into the beginning or end of a class can enhance learning by fostering appreciation, seeking divine guidance, and promoting a holistic approach to education that includes spiritual and moral development.
3.	By the time class starts, what treatment do you prefer?	I think it's really important to start each class with the right teaching method to make learning fun and effective. I like to mix things up, depending on the topic and my students. One thing I always do is	The teacher prefer to give clear and simple instruction at the beginning.

		give clear and simple instructions at the beginning. I tell my students exactly what we're going to do, like 'Today, we're going to learn about the past tense. We'll watch a short video first, then you'll try making your own past tense sentences.	
4.	What form of subject material do you prefer?	I really like learning with pictures. Pictures make it easier to understand things than just reading words. You can see the ideas right away. I think pictures are a great way to teach. They make learning fun and easier to remember.	The teacher prefer pictures because it makes learning more engaging and effective.
5.	What kind of teacher's book design are you most interested in?	I am particularly interested in teacher's books that integrate strong visual elements with informative text. Ideally, the teacher's book I am looking for offers flexibility in use. I appreciate books that utilize diagrams, graphs, and illustrations to clarify complex concepts. This combination makes the material easier for me to comprehend and explain to my students.	The teacher prefer teacher's books that combine informative text with visual elements (pictures) to facilitate understanding and engagement.
6.	What kind of Design Model are you interested in?	I really like the idea of using cartoons to teach. There are a few reasons why. Cartoons can make textbooks more fun and interesting to look at. The cool visuals can make teachers want to read and learn the material more.	The teacher likes using cartoons in teaching because they can enhance learning by making textbooks more engaging.
7.	In what way do you prefer to teach Recount Text?	When I teach recount texts, I like to put my students at the center of the learning. I follow the idea that students learn best by doing things and thinking about them. So, I start by giving them real-life experiences, like sharing stories, watching short	The teacher prefer to teach the recount text unit by giving more theory.

		clips, or doing simple activities related to recounts. These experiences help them understand how recounts are put together.	
8.	If the material is Yes, We Made It! About Recount Text, what kind of expression you will give to your students?	If we're learning about recount texts, I like to get my students up and acting out little plays in groups. It's a great way to help them really understand the story and how it's put together. When they're acting out the characters and events, they start to see how the story unfolds, why things happen, and how the characters feel. It's almost like they're living in the story! I think this makes learning about recount texts fun and memorable.	The teacher chose Small drama form in Group Formation for the students to express the material.
9.	If the material is Yes, We Made It! about Recount Text, what information and messages would you most like for students to write?	When we're writing recount texts, I really want my students to focus on their school experiences. School is a big part of their lives, so it's a great topic to write about. I want them to think about how they interact with their friends, teachers, and other people at school. This helps them connect what they're learning in class to their own lives.	The teacher aims to make students focus on Information and messages in their school environment.
10.	What will you give to your student to make a dialog about	To help my students make dialogues based on recount texts, I'll give them lots of different things to work with. I'm hoping this will help them come up with their own creative ideas and learn how recount texts are put together. I'll share some example	The teacher plans to help students create their own dialogues based on sample messages and his/her warnings.

	Recount Text?	dialogues, from easy to hard. These can help them see how to make their own. I'll make sure the examples are different, so students can pick the ones that are just right for them.	
11.	What learning Model do you prefer?	Choosing the right teaching method really depends on what I'm teaching, my students, and what I want them to learn. But if I had to pick one, I'd say discussions are my go-to. They help students think deeply, weigh different ideas, and build strong arguments. It shows them that there can be many ways to look at something, and that's okay. It's not always about finding the one right answer.	The teacher prefers discussion model as the learning model.
12.	If your students asked to do a class project, which would you choose?	If my students ask to do a group project, I'm all for it! I think group work is a great way to help them learn important skills for the future, like teamwork and problem-solving. It also helps them learn to respect different ideas and work together. This kind of experience will be really helpful for them when they join the workforce.	The teacher is enthusiastic about group projects because they believe it fosters valuable skills like teamwork, problem-solving, and respect for diverse perspectives.
13.	If you give a task of presenting related subject matter, which one would you give?	When I give my students a presentation assignment, I usually choose group presentations. This is because group work helps students learn how to work together, talk to each other, and share the work. These are really important skills for life. Also, working in a group can help students feel less scared about talking in front of people. They'll feel more confident when they present	The teacher prefers group presentations for assignments because they promote collaboration, communication, and confidence in students.

		together.	
14.	Do you like the idea of teaching with games?	I strongly agree with a student-centered approach to learning. Games are an excellent way to actively engage students in the learning process. Through games, students become more involved, enthusiastic, and motivated to learn. Moreover, games can help students develop a deeper understanding of the concepts being taught.	The teacher strongly advocates for a student-centered approach to learning, particularly through the use of games.
15.	What difficulties do you sometimes get at the time of teaching the material about recount text?	I find it hard to teach recount texts because my students often have trouble understanding them. One big problem is that they mix up recount texts with other kinds of writing, like stories or instructions. They don't always know what makes a recount text special, like using past tense verbs or words that show when things happened. Also, they get confused about the order of events. It's like they can't tell what happened first and what happened last. This makes it hard for them to put the sentences and paragraphs in the right order.	The teacher finds it challenging to teach recount texts due to students' difficulties in understanding the learning material.

APPENDIX IV

THE RESULT OF SYLLABUS DESIGN

UNIT TITLE	BASIC COMPETENCE	SUBJECT MATTER	INDICATORS	ENGLISH INSTRUCTIONAL	INQUIRY LEARNING	
					STUDENTS' ACTIVITY	**TEACHERS' ACTIVITY**
Recount Text Unit (Yes, We Made It!)	**3.11** *Membandingkan fungsi sosial, struktur teks, dan unsur kebahasaan beberapa teks personal recount lisan dan tulis dengan memberi dan meminta informasi terkait pengalaman pribadi di waktu lampau, pendek dan sederhana, sesuai dengan konteks penggunaannya.*	**Social Function** Introduce, identify, Report, model and praise **Text structure** (Orientation, events, re-orientation) b. Evens: Describe the sequence of events or happenings. a. ***Orientation :*** Introduce the background, who or what is	**Supporting Indicators (C1)** 1. Identify the social functions of several oral personal recount texts by giving and asking for information related to personal experiences in the past, short and simple, according to the context of use. 2. Identify the social functions of several written personal recount texts by giving and asking for information related to personal experiences in the past, short and simple, according to the	Dialogue containing opinions on experiences or events that have occurred in the past. Conversation pieces related to personal experiences in the past	**Orientation 1:** Students recite prayers and listen to the teacher explain the material to be learned, the activities to be carried out, and the objectives to be understood. **Formulating Problem 1:** Students listen and repeat the	**Orientation 1:** The teacher asks an open-ended question to the students and provides students with an explanation regarding the content, activities, and objectives of the material they studied. **Formulating Problem 1:** The teacher guides students in

		being told in the text. b. ***Events:*** Describe the sequence of events or happenings. c. ***Re-orientation:*** Draw conclusions from the story/experience in the text. **Linguistic elements** 1. Declaration related statement in the simple past tense. 2. Question mark Did … yesterday? Was … last year?	context of use. 3. Identify the text structure of several oral personal recount texts by giving and asking for information related to personal experiences in the past, short and simple, according to the context of use. 4. Identify the text structure of several written personal recount texts by giving and asking for information related to personal experiences in the past, short and simple, according to the context of use. 5. Identify the linguistic element of several oral personal recount texts by giving and asking for information related to personal experiences in the past, short and simple, according to the context of use. 6. Identify the linguistic element of several	Dialogue containing opinions on experiences or events that have occurred in the past. Conversation pieces related to personal experiences in the past Dialogue containing opinions on experiences or events that have occurred in the past. Conversation pieces related to	dialogue of conversations the teacher read about past personal experiences. **Formulating hypothesis 1:** In pairs, students are asked to write the 2nd verb (Past tense) and complete the word with meaning. **Collecting information 1:** In groups, students are asked to collect words that signify the use of past tense	reading and understanding a conversation dialogue that explores past personal experiences. The teacher then instructs students to perform the dialogue. **Formulating hypothesis 1:** The teacher instructs students to complete the assignment by identifying and listing verbs used in the conversation. **Collecting information 1:** The teacher instructs students to identify words used in the past tense and

		3.Adverbia: First, then, after that, before, at last, finally, etc. 4.Preposition: Yesterday, last month, an hour ago, ect. 5.Mention of singular and plural nouns with or without a, the, this, those, my, their, etc. in nominal phrase. 6.Verb in simple past tense: was/were,	written personal recount texts by giving and asking for information related to personal experiences in the past, short and simple, according to the context of use. **(C1)** **1.** Explain the social functions of several oral personal recount texts by giving and asking for information related to personal experiences in the past, short and simple, according to the context of use. **2.** Explain the social function of several written personal recount texts by giving and asking for information related to personal experiences in the past, short and simple, according to the context of use. **3.** Explain the text structure of several oral personal	personal experiences in the past. Dialogue containing opinions on experiences or events that have occurred in the past. Conversation pieces related to personal experiences in the past. Dialogue containing	words. Then convey how these words help to share past experiences. **Testing hypothesis 1:** In groups, students are asked to fill in the correct answers to the blanks based on statements about personal recounts around the school. Then, students were asked to act out a small drama about personal recount.	explain how these words help describe past events **Testing hypothesis 1:** The teacher instructs students to identify and write the correct answers in the gaps within statements related to personal experiences at school. Subsequently, the teacher assigns the students a task to create a short dramatic performance based on their personal recount narratives.

		had. 7.Speech, word pressure, intonation, 8.Spelling and punctuation. 9.Handwriting. **Topic** Events, occurrences, experiences that happen at school, home by giving examples of disciplinary behavior, self confidence, responsibility, peace, and cooperation.	recount texts by giving and asking for information related to personal experiences in the past, short and simple, according to the context of use. **4.** Explain the text structure of several written personal recount texts by giving and asking for information related to personal experiences in the past, short and simple, according to the context of use. **5.** Explain the linguistic element of several oral personal recount texts by giving and asking for information related to personal experiences in the past, short and simple, according to the context of use. **6.** Explain the linguistic element of several written personal recount	opinions on experiences or events that have occurred in the past. Conversation pieces related to personal experiences in the past. Dialogue containing opinions on experiences or events that have occurred in the past. Conversation	**Formulating conclusion 1:** Students discuss with classmates about the material they have learned. Then make a journal about the material they understand and don't understand. **Orientation 2:** Students listen to the teacher's explanation about the material they will learn, the	**Formulating conclusion 1:** The teacher directs student discussions on previously learned topics. Then the teacher directs students to maintain a journal. In this journal, they should summarize their comprehension of the material and pinpoint any topics that they find challenging. **Orientation 2:** The teacher asks an open-ended question to the students and provides students with

			texts by giving and asking for information related to personal experiences in the past, short and simple, according to the context of use. **Main Indicator (C2)** **1.** Compare the social functions of several oral personal recount texts by giving and asking for information related to personal experiences in the past, short and simple, according to the context of use. **2.** Compare the social function of several written personal recount texts by giving and asking for information related to personal experiences in the past, short and simple, according to the context of use. **3.** Compare the text	pieces related to personal experiences in the past Dialogue containing opinions on experiences or events that have occurred in the past. Conversation pieces related to personal experiences in the past.	activities they will carry out, and the purpose of the material to be learned. **Formulating Problem 2:** Students listen to and play-role in groups by repeating the dialogue of conversations the teacher read about past personal experiences. **Formulating hypothesis 2:** The students are asked to complete the table about whether the	an explanation regarding the content, activities, and objectives of the material they studied. **Formulating Problem 2:** The teacher guides students in reading and understanding a conversation dialogue that explores past personal experiences. The teacher then instructs students to perform the dialogue. **Formulating hypothesis 2:** The teacher assigns students the task of completing the table by

			structure of several oral personal recount texts by giving and asking and giving for information related to personal experiences in the past, short and simple, according to the context of use. **4.** Compare the text structure of several written personal recount texts by giving and asking for information related to personal experiences in the past, short and simple, according to the context of use. **5.** Compare the linguistic element of several oral personal recount texts by giving and asking for information related to personal experiences in the past, short and simple, according to the context of use. **6.** Compare the linguistic	Dialogue containing opinions on experiences or events that have occurred in the past. Conversation pieces related to personal experiences in the past. Dialogue containing opinions on experiences or events that have occurred in the past.	declarative statement is true or false. Then give reasons for the answers written by the students. **Collecting information 2:** In groups, students are asked to sort the activity pieces through the pictures into a recount text flow. Then, students are asked to state the most appropriate statement for each picture. **Testing Hypothesis 2:**	identifying whether each statement is true or false. Next, the teacher wants students to explain why they chose those answers. **Collecting information 2:** The teacher wants the students to put the pictures in the right order and then match each picture with the correct sentence. **Testing hypothesis 2:** The teacher

			element of several written personal recount texts by giving and asking for information related to personal experiences in the past, short and simple, according to the context of use. **Enrichment Indicators (C3)** **1.** Sequence the social functions of several oral personal recount texts by giving for information related to personal experiences in the past, short and simple, according to the context of use. **2.** Sequence the social function of several written personal recount texts by giving for information related to personal experiences in the past, short and simple, according to the context of use.	Conversation pieces related to personal experiences in the past. Dialogue containing opinions on experiences or events that have occurred in the past. Conversation pieces related to personal experiences in the past.	In groups, students are asked to determine which paragraphs state the structures of the recount text. Then, students were asked to act out a small drama about personal recount. **Formulating conclusion 2:** Students discuss with classmates about the material they have learned. Then make a journal about the material they	guides students to identify the structural elements of a recount text within given paragraphs. This is followed by a creative component where students are required to produce a short dramatic presentation based on a personal recount. **Formulating conclusion 2:** The teacher directs student discussions on previously learned topics. Then the teacher directs students to

			3. Sequence the text structure of several oral personal recount texts by giving and giving for information related to personal experiences in the past, short and simple, according to the context of use. **4.** Sequence the text structure of several written personal recount texts by giving for information related to personal experiences in the past, short and simple, according to the context of use. **5.** Sequence the linguistic element of several oral personal recount texts by giving for information related to personal experiences in the past, short and simple, according to the context of use. **6.** Sequence the linguistic element of several written personal recount	Dialogue containing opinions on experiences or events that have occurred in the past Conversation pieces related to personal experiences in the past. Dialogue containing opinions on experiences or events that have occurred in the past. Conversation pieces related to	understand and don't understand. **Orientation 3:** Students listen to the teacher's explanation about the material they will learn, the activities they will carry out, and the purpose of the material to be learned. **Formulating Problem 3:** Students listen and	maintain a journal. In this journal, they should summarize their comprehension of the material and pinpoint any topics that they find challenging. **Orientation 3:** The teacher asks an open-ended question to the students and provides students with an explanation regarding the content, activities, and objectives of the material they studied. **Formulating Problem 3:** The teacher

			texts by giving for information related to personal experiences in the past, short and simple, according to the context of use.	personal experiences in the past.	repeat the recount text read by the teacher about personal experiences around the school. **Formulating hypothesis 3:** Students are asked to observe 2 personal experiences, then fill in the tables with answers based on the recount text about personal experience.	explains and reads the text followed by students, about personal experience. The teacher then instructs students to perform the presentation. **Formulating hypothesis 3:** The teacher begins by having students examine two recount texts that describe personal experiences. Following this, students are tasked with completing tables by filling in the correct

					Collecting information 3: In groups, students are asked to find past tense verbs in the word search chart and write them in their notebooks. **Testing hypothesis 3:** Students are asked to compose short and simple texts about personal experiences in the past, then present	answers. **Collecting information 3:** The teacher challenges the students to find past tense verbs connected to the recount text hidden within the 'word search' chart. **Testing hypothesis 3:** The teacher instructs students to individually compose concise and well-structured recount texts based on their

					them in front of the class. **Formulating conclusion 3:** Students discuss with classmates about the material they have learned. Then make a journal about the material they understand and the material they don't understand.	own personal experiences. Next, the teacher asks the students to share and explain their work. **Formulating conclusion 3:** The teacher directs student discussions on previously learned topics. Then the teacher directs students to maintain a journal. In this journal, they should summarize their comprehensio n of the material and

						pinpoint any topics that they find challenging.
	4.11 Teks recount. **4.11.1** Menangkap makna secara kontekstual terkait fungsi sosial, struktur teks, dan unsur kebahasaan teks recount lisan dan tulis, sangat pendek dan sederhana, terkait pengalaman pribadi di waktu lampau (personal recount). **4.11.2** Menyusun teks recount lisan dan tulis, sangat pendek dan sederhana, terkait pengalaman pribadi di waktu	**Social Function** Introduce, identify, Report, model and praise. **Text structure** (orientation, events, re-orientation) 1. **Orientation:** Introduce the background, who or what is being told in the text. 2. **Events:** Describe the sequence of events or	**4.11.1** **Main Indicator (P2)** **1.** Demonstrate the meaning contextually related to the social function of the oral recount, concise, simple, related to personal experiences in the past. **2.** Demonstrate the meaning contextually related to the social function of written recount, very short, simple, related to personal experiences in the past. **3.** Demonstrate the meaning contextually related to the text structure of oral recount, very short, simple, and related to personal	Dialogue containing opinions on experiences or events that have occurred in the past. Conversation pieces related to personal experiences in the past. Dialogue containing opinions on experiences or events that have occurred in the past.		

	lampau (personal recount), dengan memperhatika n fungsi sosial, struktur teks, dan unsur kebahasaan, secara benar dan sesuai konteks.	happenings. **3. Re-orientation :** Draw conclusions from the story/exper ience in the text. **Linguistic elements** 1. Declaration related statement in the simple past tense. 2. Question mark Did … yesterday? Was … last year? 3.Adverbia:	experiences in the past. **4.** Demonstrate the meaning contextually related to the text structure of written recount, very short, simple, related to personal experiences in the past. **5.** Demonstrate the meaning contextually related to the linguistic elements of oral recount, very short, simple, related to personal experiences in the past. **6.** Demonstrate the meaning contextually related to the linguistic elements of written recount, very short, simple, related to personal experiences in the past. **Supporting Indicators (P1)** **1.** Gather the meaning	Conversation pieces related to personal experiences in the past. Dialogue containing opinions on experiences or events that have occurred in the past Conversation pieces related to personal experiences in the past. Dialogue containing opinions on		

		First, then, after that, before, at last, finally, etc. 4. Preposition: Yesterday, last month, an hour ago, ect. 5. Mention of singular and plural nouns with or without a, the, this, those, my, their, etc. in nominal phrase. 6. Verb in simple past tense: was/were, had. 7. Speech, word pressure,	contextually related to the social function of oral recount, very short, simple, related to personal experiences in the past. **2.** Gather the meaning contextually related to the social function of written recount, very short, simple, related to personal experiences in the past. **3.** Gather the meaning contextually related to the text structure of oral recount, very short, simple, related to personal experiences in the past. **4.** Gather the meaning contextually related to the text structure of written recount, very short, simple, related to personal experiences in the past.	experiences or events that have occurred in the past. Conversation pieces related to personal experiences in the past. Dialogue containing opinions on experiences or events that have occurred in the past. Conversation pieces related to personal experiences in the past.		

		intonation, 8. Spelling and punctuation 9. Handwriting. **Topic** Events, occurrences, experiences that happen at school, home by giving examples of disciplinary behavior, self confidence, responsibility, peace, and cooperation.	**5.** Gather the meaning contextually related to the linguistic elements of oral recount, very short, simple, related to personal experiences in the past. **6.** Gather the meaning contextually related to the linguistic elements of written recount, very short, simple, related to personal experiences in the past. **Enrichment Indicators (P3)** 1. Contextualise meanings related to the social functions of oral, very short, simple storytelling related to past personal experiences. 2. Contextualise meanings related to the social functions of writing, very short, simple storytelling related to past personal	Dialogue containing opinions on experiences or events that have occurred in the past. Conversation pieces related to personal experiences in the past. Dialogue containing opinions on experiences or events that have occurred in the past. Conversation pieces related to personal experiences in the past.		

			experiences. 3.Contextualise meanings related to the text structure of oral very short, simple storytelling related to past personal experiences.past. 4.Contextualise meanings related to the text structure of oral very short, simple storytelling related to past personal experiences.past. 5.Contextualise meanings related to the linguistic elements of oral very short, simple storytelling related to past personal experiences.past. 6.Contextualise meanings related to the linguistic elements of written very short, simple storytelling related to past personal experiences.past. **4.11.2** **Main Indicator**	Dialogue containing opinions on experiences or events that have occurred in the past Conversation pieces related to personal experiences in the past. Dialogue containing opinions on experiences or events that have occurred in the past. Conversation pieces related to personal experiences in the past.		

			(P1) 1. Compose oral is very short and recount texts related to personal experiences in the past (personal recount), with attention to social functions correctly and in context. 2. Compose oral is very short and recount texts related to personal experiences in the past (personal recount), with attention to text structures correctly and in context. 3. Compose oral is very short and recount texts related to personal experiences in the past (personal recount), with attention to linguistic elements, correctly and in context. 4. Compose written is very short and recount texts related to personal experiences in the past	Dialogue containing opinions on experiences or events that have occurred in the past. Conversation pieces related to personal experiences in the past. Dialogue containing opinions on experiences or events that have occurred in the past. Conversation pieces related to personal experiences in the past.		

			(personal recount), with attention to social functions, correctly and in context. 5. Compose written is very short and recount texts related to personal experiences in the past (personal recount), with attention to text structures, correctly and in context. 6. Compose written is very short and recount texts related to personal experiences in the past (personal recount), with attention to linguistic elements, correctly and in context. **Enrichment Indicators (P3)** 1.Complete oral is very short and recount texts related to personal experiences inthe past (personal recount), with attention to social functions correctly	Dialogue oontaining opinions on experiences or events that have occurred in the past. Conversation pieces related to personal experiences in the past. Dialogue containing opinions on experiences or events that have occurred in the past.		

			and in context. 2. Complete oral is very short and recount texts related to personal experiences in the past (personal recount), with attention to text structures correctly and in context. 3. Complete oral is very short and recount texts related to personal experiences in the past (personal recount), with attention to linguistic elements, correctly and in context. 4. Complete written is very short and recount texts related to personal experiences in the past (personal recount), with attention to social functions, correctly and in context. 5. Complete written is very short and recount texts related to personal experiences in the past (personal recount), with attention to text structures, Scorrectly and	Conversation pieces related to personal experiences in the past. Dialogue containing opinions on experiences or events that have occurred in the past. Conversation pieces related to personal experiences in the past. Dialogue containing opinions on experiences or events that have occurred in the past.		

			in context. 6. Complete written is very short and recount texts related to personal experiences in the past (personal recount), with attention to linguistic elements, correctly and in context.	Conversation pieces related to personal experiences in the past.		

APPENDIX V

Validation Checklist of Teacher's Book

Validator 1

INSTRUMENT VALIDATION SHEET

A. Validator Identity

Name : SUBHAN RAHMAT, S.Pd., M.Pd

Employee ID Number : -

Position : Validator

Institution : UIN Alauddin Makassar

B. Instructions

1. Kindly indicate your level of agreement with each statement by placing a checkmark (√) in the corresponding column according to the rating scale provided:

   1 = Poor 4 = Good

   2 = Fair 5= Excellent

   3 = Satisfactory

2. Kindly provide your feedback on the specific areas indicated for improvement.

C. Evaluation

1. Content Feasibility

No.	Statement	Assesment Scale					Comment
		1	2	3	4	5	
1.	The learning outcomes are communicated effectively.				✓		
2.	The appropriateness of learning activities with the inquiry learning model.			✓			
3.	The alignment of the teacher's book with the steps of the inquiry learning model.				✓		
4.	The alignment of the teacher's book, such as reading, writing, speaking, and listening tasks, with the unit's learning indicators.				✓		
5.	The clarity of the teacher's book in developing students' critical thinking skills.			✓			
6.	The inquiry-based learning model developed in the module aligns with the topics and tasks presented in the student's book.				✓		
7.	Vocabulary in the materials is related to the topic of the unit.			✓			
8.	Language function in the Instructions is related to the topic of the unit				✓		

9.	The materials can encourage the teacher to explore more about the topic in in his/her mind				✓		
10.	The texts are directe in developing students' communication ability in order to achieve the social functions.				✓		
11.	The sources of materials are acceptable.			✓			
12.	The teacher's book can lead the students to develop their personal, social, and academic related to their English proficiency.				✓		
13.	The instructions are developed into the inquiry learning model in an appropriate form.				✓		

2. Presentation Feasibility

No.	Statement	Assesment Scale					Comment
		1	2	3	4	5	
1.	The instructions presentation interactively and participatively includes the cover of textbook, preface, book map, table of content, and identity of the writer.				✓		
2.	The presentation of instructions clearly divides the opening (Cover), main (Material unit), and closing parts of the textbook (Answer Key).			✓			

3.	The main part of instructions is arranged systematically based on the stages of inquiry learning model, namely orientation, formulating problems, formulating hypothesis, collecting information, testing hypothesis, and collecting information.				✓		
4.	The instructions given by the teacher in the form of tasks are representing the characteristics of inquiry learning model, namely namely orientation, formulating problems, formulating hypothesis, collecting information, testing hypothesis, and collecting information.			✓			
5.	The instructions interactively and participatively build the interaction in English between teacher and students.			✓			
6.	The instructions can encourage the students to do various communicative task creatively and critically.			✓			
7.	The instructions given by the teacher in the form of tasks presentation encourage students to be responsible for their own learning.				✓		
8.	The instructions encourage the students to recognize their				✓		

	success and inadequacy in learning process.						
9.	The learning settings are related to teacher's need analysis.			✓			

3. Language Feasibility

No.	Statement	Assesment Scale					Comment
		1	2	3	4	5	
1.	The language in input, task, and instruction is clear and understandable.				✓		
2.	The language in input, task, and instruction is interactive and communicative.				✓		
3.	The language used in input, task, and instruction is suitable with students' cognitive development level.			✓			
4.	The language in input, task, and instruction is appropriate in the aspect of grammar, spelling, and punctuation.			✓			
5.	The language in the instructions is holistically cohesive and coherence.				✓		

D. Comments and Suggestions

E. Conclusion

Based on the evaluation conducted, the teacher's book to be submitted to teachers is declared as:

1. ~~Suitable for use without revision~~
2. Suitable for use after revision
3. ~~Not Suitable for use~~

Makassar, 28 Januari 2019

Validator

Subhan Rahmad, S.Pd., M.Pd

Validator 2

INSTRUMENT VALIDATION SHEET

A. Validator Identity

Name	: Nur Azisah Azis, S. Pd., M.Hum
Employee ID Number	: -
Position	: Lecturer
Institution	: UIN Alauddin Makassar

B. Instructions

1. Kindly indicate your level of agreement with each statement by placing a checkmark (√) in the corresponding column according to the rating scale provided:

   1 = Poor
   2 = Fair
   3 = Satisfactory
   4 = Good
   5= Excellent

2. Kindly provide your feedback on the specific areas indicated for improvement.

C. Evaluation

1. Content Feasibility

No.	Statement	Assesment Scale					Comment
		1	2	3	4	5	
1.	The learning outcomes are communicated effectively.				✓		
2.	The appropriateness of learning activities with the inquiry learning model.				✓		
3.	The alignment of the teacher's book with the steps of the inquiry learning model.				✓		
4.	The alignment of the teacher's book, such as reading, writing, speaking, and listening tasks, with the unit's learning indicators.				✓		
5.	The clarity of the teacher's book in developing students' critical thinking skills.				✓		
6.	The inquiry-based learning model developed in the module aligns with the topics and tasks presented in the student's book.				✓		
7.	Vocabulary in the materials is related to the topic of the unit.				✓		
8.	Language function in the Instructions is related to the topic of the unit				✓		
9.	The materials can encourage the teacher to explore more about				✓		

	the topic in in his/her mind						
10.	The texts are directe in developing students' communication ability in order to achieve the social functions.				✓		
11.	The sources of materials are acceptable.				✓		
12.	The teacher's book can lead the students to develop their personal, social, and academic related to their English proficiency.				✓		
13.	The instructions are developed into the inquiry learning model in an appropriate form.				✓		

2. Presentation Feasibility

No.	Statement	Assesment Scale					Comment
		1	2	3	4	5	
1.	The instructions presentation interactively and participatively includes the cover of textbook, preface, book map, table of content, and identity of the writer.				✓		
2.	The presentation of instructions clearly divides the opening (Cover), main (Material unit), and closing parts of the textbook (Answer Key).				✓		
3.	The main part of instructions is arranged systematically based on				✓		

	the stages of inquiry learning model, namely orientation, formulating problems, formulating hypothesis, collecting information, testing hypothesis, and collecting information.						
4.	The instructions given by the teacher in the form of tasks are representing the characteristics of inquiry learning model, namely namely orientation, formulating problems, formulating hypothesis, collecting information, testing hypothesis, and collecting information.				✓		
5.	The instructions interactively and participatively build the interaction in English between teacher and students.				✓		
6.	The instructions can encourage the students to do various communicative task creatively and critically.				✓		
7.	The instructions given by the teacher in the form of tasks presentation encourage students to be responsible for their own learning.				✓		
8.	The instructions encourage the students to recognize their success and inadequacy in learning process.				✓		
9.	The learning settings are related to teacher's need analysis.				✓		

3. Language Feasibility

No.	Statement	Assesment Scale					Comment
		1	2	3	4	5	
1.	The language in input, task, and instruction is clear and understandable.				✓		
2.	The language in input, task, and instruction is interactive and communicative.				✓		
3.	The language used in input, task, and instruction is suitable with students' cognitive development level.				✓		
4.	The language in input, task, and instruction is appropriate in the aspect of grammar, spelling, and punctuation.				✓		
5.	The language in the instructions is holistically cohesive and coherence.				✓		

D. Comments and Suggestions

Overall, the teacher's book has been well-designed, but some notes will be better:

1. Put on the references
2. Give vocabularies every the end of activity
3. Pay attention to the *pemantik* question on your direction

E. Conclusion

Based on the evaluation conducted, the teacher's book to be submitted to teachers is declared as:

1. Suitable for use without revision
2. Suitable for use after revision
3. Not Suitable for use

Makassar, 25 Januari 2025

Validator

Validator 3

INSTRUMENT VALIDATION SHEET

A. Validator Identity

Name : Israwati, S. Pd

Employee ID Number : -

Position : Teacher

Institution : Mts Abnaul Amir

B. Instructions

1. Kindly indicate your level of agreement with each statement by placing a checkmark (√) in the corresponding column according to the rating scale provided:

   1 = Poor
   2 = Fair
   3 = Satisfactory
   4 = Good
   5= Excellent

2. Kindly provide your feedback on the specific areas indicated for improvement.

C. Evaluation

1. Content Feasibility

No.	Statement	Assesment Scale					Comment
		1	2	3	4	5	
1.	The learning outcomes are communicated effectively.			✓			
2.	The appropriateness of learning activities with the inquiry learning model.				✓		
3.	The alignment of the teacher's book with the steps of the inquiry learning model.				✓		
4.	The alignment of the teacher's book, such as reading, writing, speaking, and listening tasks, with the unit's learning indicators.				✓		
5.	The clarity of the teacher's book in developing students' critical thinking skills.			✓			
6.	The inquiry-based learning model developed in the module aligns with the topics and tasks presented in the student's book.				✓		
7.	Vocabulary in the materials is related to the topic of the unit.				✓		
8.	Language function in the Instructions is related to the topic of the unit				✓		

9.	The materials can encourage the teacher to explore more about the topic in in his/her mind				✓		
10.	The texts are directe in developing students' communication ability in order to achieve the social functions.				✓		
11.	The sources of materials are acceptable.				✓		
12.	The teacher's book can lead the students to develop their personal, social, and academic related to their English proficiency.			✓			
13.	The instructions are developed into the inquiry learning model in an appropriate form.				✓		

2. Presentation Feasibility

No.	Statement	Assesment Scale					Comment
		1	2	3	4	5	
1.	The instructions presentation interactively and participatively includes the cover of textbook, preface, book map, table of content, and identity of the writer.				✓		
2.	The presentation of instructions clearly divides the opening (Cover), main (Material unit), and closing parts of the textbook (Answer Key).				✓		

3.	The main part of instructions is arranged systematically based on the stages of inquiry learning model, namely orientation, formulating problems, formulating hypothesis, collecting information, testing hypothesis, and collecting information.				✓		
4.	The instructions given by the teacher in the form of tasks are representing the characteristics of inquiry learning model, namely namely orientation, formulating problems, formulating hypothesis, collecting information, testing hypothesis, and collecting information.				✓		
5.	The instructions interactively and participatively build the interaction in English between teacher and students.				✓		
6.	The instructions can encourage the students to do various communicative task creatively and critically.				✓		
7.	The instructions given by the teacher in the form of tasks presentation encourage students to be responsible for their own learning.				✓		
8.	The instructions encourage the students to recognize their				✓		

	success and inadequacy in learning process.						
9.	The learning settings are related to teacher's need analysis.				✓		

3. Language Feasibility

No.	Statement	Assesment Scale					Comment
		1	2	3	4	5	
1.	The language in input, task, and instruction is clear and understandable.				✓		
2.	The language in input, task, and instruction is interactive and communicative.				✓		
3.	The language used in input, task, and instruction is suitable with students' cognitive development level.				✓		
4.	The language in input, task, and instruction is appropriate in the aspect of grammar, spelling, and punctuation.				✓		
5.	The language in the instructions is holistically cohesive and coherence.				✓		

D. Comments and Suggestions

E. Conclusion

Based on the evaluation conducted, the teacher's book to be submitted to teachers is declared as:

1. Suitable for use without revision
2. Suitable for use after revision
3. Not Suitable for use

Gowa, 1 Februari 2025

Validator

APPENDIX VI

Existing Teacher's Book Unit 11 Yes, We Made It!



APPENDIX VII

THE DEVELOPED TEACHER'S BOOK

CORE COMPETENCIES

KI-1 and KI-2: Appreciating and respect the teachings of the religion students adhere to and Appreciate and respect honest, disciplined, polite, confident, caring, and responsible behavior in interacting effectively in accordance with the development of students in the environment, family, school, community and the surrounding natural environment, nation, country, and regional area.

KI-3: Understanding and apply factual, conceptual, procedural, and metacognitive knowledge at simple technical and specific levels based on his/her curiosity about science, technology, arts, culture with insights into humanity, nationality, and statehood related to visible phenomena and events.

KI-4: Demonstrating the skills of reasoning, processing, and presenting creatively, productively, critically, independently, collaboratively, and communicatively, in the concrete domain and abstract domain in accordance with what is learned at school and other similar sources in a theoretical point of view.

BASIC COMPETENCIES

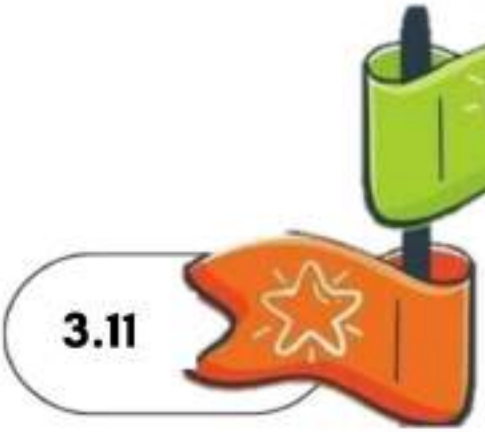

4.11. Recount Text

4.11.1 Capturing the meaning contextually related to the social functions, text structure, and linguistic elements of oral and written recount texts, very short and simple, related to personal experiences in the past.

4.11.2 Composing oral and written recount texts, very short and simple, related to personal experiences in the past (personal recount), with attention to social functions, text structure, and linguistic elements, correctly and according to context.

Comparing the social functions, text structures, and linguistic elements of several oral and written personal recount texts by giving and requesting information related to personal experiences in the past, short and simple, according to the context of use.

LEARNING OBJECTIVES

After learning "Yes, We Made It!" Unit, students are able to:

1. **Compare** the social functions of several oral and written personal recount texts by giving and asking for information related to personal experiences in the past. In order to share our experience, show that we're proud of them, and to learn from them.
2. **Compare** the text structures of several oral and written personal recount texts by giving and asking for information related to personal experiences in the past. In order to share our experience, show that we're proud of them, and to learn from them.
3. **Compare** the linguistic elements of several oral and written personal recount texts by giving and asking for information related to personal experiences in the past. In order to share our experience, show that we're proud of them, and to learn from them.
4. **Capture** meaning contextually related to the social functions of very short and simple oral and written recount texts related to personal experiences in the past. In order to share our experience, show that we're proud of them, and to learn from them.
5. **Capture** meaning contextually related to the text structures of very short and simple oral and written recount texts related to personal experiences in the past. In order to share our experience, show that we're proud of them, and to learn from them.
6. **Capture** meaning contextually related to the social functions, text structures, and language elements of very short and simple oral and written recount texts related to personal experiences in the past. In order to share our experience, show that we're proud of them, and to learn from them.

LEARNING OBJECTIVES

After learning "Yes, We Made It!" Unit, students are able to:

7. **Compose** oral and written recount texts, very short and simple, related to personal experience in the past (personal recount), with attention to social functions. In order to share our experience, show that we're proud of them, and to learn from them.
8. **Compose** oral and written recount texts, very short and simple, related to personal experience in the past (personal recount), with attention to text structure. In order to share our experience, show that we're proud of them, and to learn from them.
9. **Compose** oral and written recount texts, very short and simple, related to personal experience in the past (personal recount), with attention to linguistic elements. In order to share our experience, show that we're proud of them, and to learn from them.

10. **Emphasis** the importance of cooperation in the learning process to appreciate the roles, contribution of others, and shared decision in achieving learning objectives through active participation of group discussion.
11. **Emphasis** confidence in writing skills through learning writing techniques that help increase confidence and feel more courageous in expressing ideas and feelings through words in the preparation of Recount text

ORIENTATION

Opening Activity

- Before the lesson begins, the teacher invites the students to prepare the classroom and to recite a prayer together.
- As an introductory activity, the teacher invited students to participate in an ice-breaking activity.

Information

This ice breaking activity is called "Quick Move". Ice breaking "Quick Move" is an activity where students pair up and then listen to instructions from the teacher to practice their focus.

How to play

1. The teacher divide students into pairs.
2. Direct the students to face each other. One student brings both hands together in front of them, while the other student places their hands on the right and left sides of their partner's hands.
3. If the teacher says 'one,' then the outer hands of the students must move away from the inner hands of the students. If the teacher says 'two,' then the outer hands of the students must move closer to the inner hands of the students. If the teacher says 'three,' then the outer hands of the students catch the inner hands of the students.
4. Scan the link on the side to see how to do the "Quick Move" ice breaking.

Scan Me!

Opening Activity

After the ice breaking activity, clearly explain to the students what is expected of them after the lesson. Read together with the students the learning objectives stated on page iii.

Starting from the orientation stage on page 1, learning begins by posing open-ended questions. This aims to stimulate students to think more critically. Teacher can use these simple question:

ORIENTATION

1. Have you ever gone on holiday?
2. Did you enjoy your holiday?
3. What did you do during the holiday?

Then, the teacher asked one or two students to share their holiday activities in front of the class. After the students finished, the teacher explained that it was an example of a recount text.

After posing the questions, the teacher can ask follow-up questions found on activity 1 if necessary.

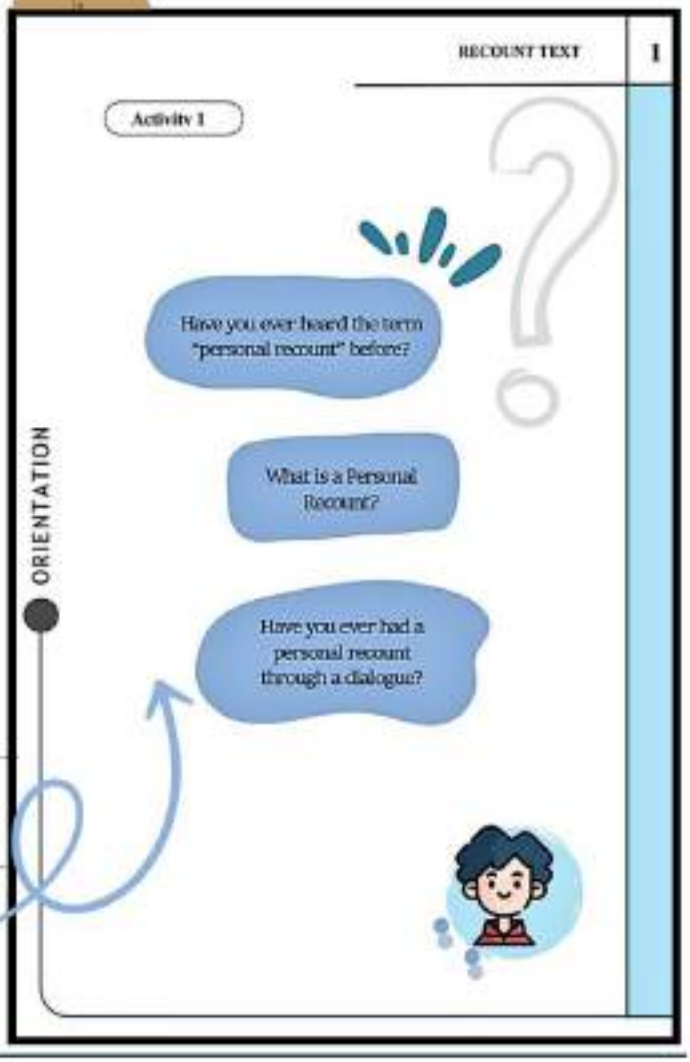

Main Activity

FORMULATING PROBLEM

RECOUNT TEXT 2

Activity 2

Listen to the dialogue read by the teacher. Then, repeat it with a partner, and note down the new vocabularies!

Hi, Omar! I've heard a great story about you. Winning the debate competition was terrific. Tell me about your victory in the competition!

Hi, Zaima! Yes, we won the English debate competition at school.

That's amazing! How did you prepare for the competition?

We spent weeks researching the topic, collecting data, and constructing solid arguments. We also practiced speaking confidently and effectively.

That's so challenging. How did the competition go?

Each team consisted of three members, and we were up against some strong opponents. We had to present our arguments, counterarguments, and engage in rebuttals.

The coolest! How did you feel during the competition?

In this activity, the teacher begins by reading a personal recount dialogue aloud. After that, students will practice the dialogue by taking turns speaking.

The teacher subsequently divided the students into pairs and instructed them to read each sentence of the dialogue aloud.

FORMULATING PROBLEM

Main Activity

We were nervous at first, but as the debate progressed, our confidence grew. We focused on delivering our pointspersuasively and maintaining a strong presence.

So challenging. But, you did it! You win the competition.

Yes, we did! After a rigorous debate, the judges announced our team as the winners. Overall, the competition was a valuable experience. Our public speaking, research skills and also taught us the importance of teamwork.

That's amazing! Congratulations on your well- deserved victory.

Thank you, Ima!

After reading the dialogue, the teacher asked the students to collect 15 new vocabulary words they had acquired. The teacher instructed to memorize those 15 new vocabulary words.

Main Activity

FORMULATING HYPOTHESIS

In this activity, the teacher instructs students to work in pairs and change all the verbs in the list into the past tense.Next, the teacher instructed the students to match each word with its meaning.

The teacher guided the students in creating a table to list the second form of verbs (past tense) and their corresponding definitions.

The teacher instructed the students to memorize these 10 new vocabulary words.

RECOUNT TEXT 4

Activity 3

Write the second verb (past tense) of each word below in pairs. Then, complete the words with their meanings!

Verb 2	Meaning

Aswer key

1. Support (supported) : Didukung
2. Win (won) : Memenangkan
3. Want (wanted) : Keinginan
4. Prepare (prepared) : Disiapkan
5. Feel (felt) : Terasa
6. Do/does (did) : Melakukan
7. Bring (brought) : Membawa
8. Decide (decided) : Memutuskan
9. Recognize (recognized) : Diakui
10. Give (gave) : Memberi

Main Activity

COLLECTING INFORMATION

Activity 4

Find and collect the words that indicate the use of past tense in the recount text below. Then, note down and explain how these words help to convey past experiences!

My Summer at a New School

Last summer, I moved to a new town and started a new school. This experience was exhilarating and provided many beautiful memories. When I arrived at the school, my classmates and teachers warmly welcomed me. We introduced ourselves, discussed our interests and hobbies, and soon formed friendships. During the first few weeks, we attended various lessons and activities at the school. We learned mathematics, English, science, and much more. Every day, we encountered new challenges and gained valuable knowledge. One unforgettable moment was when we celebrated a classmate's birthday. All the students participated in arranging a surprise for the classmate. We prepared a cake and small gifts the classroom was filled with excitement and happiness. At the end of the academic year, we performed a theater play in front of the entire school. We had been practicing for months to deliver an entertaining drama. When the performance day arrived, a mix of nervousness and enthusiasm filled us. However, everything went smoothly, and we successfully delivered an impressive show. I feel grateful to have had such a colorful experience at this school. My classmates and teachers have been part of my journey and have made this year unforgettable.

In this page, the teacher instructs students to work in group to identify the recount text entitled 'My Summer at a New School'.

The teacher then assigned the students to find words that show past events in the text. The students are asked to analyze how these words helped us understand the story that had happened.

COLLECTING INFORMATION

Main Activity

The teacher instructed the students to memorize these 10 new vocabulary words.

Answer Key

- moved
- started
- arrived
- welcomed
- introduced
- attended
- learned
- celebrated
- prepared
- filled
- performed
- went

1. Moved: The past tense verb "moved" indicates an action that occurred in the past, setting the context for the recount.
2. Started: The past tense verb "started" denotes the beginning of attending the new school.
3. Welcomed: The past tense verb "welcomed" describes the action of the classmates and teachers when the narrator arrived at the school.
4. Introduced: The past tense verb "introduced" indicates an action of getting to know each other during the initial days at the school.
5. Attended: The past tense verb "attended" highlights the action of participating in various lessons and activities.
6. Learned: The past tense verb "learned" indicates the acquisition of knowledge during the time at the school.
7. Celebrated: The past tense verb "celebrated" shows the action of having a special event for a classmate's birthday.
8. Prepared: The past tense verb "prepared" describes the action of getting ready for the birthday celebration.
9. Filled: The past tense verb "filled" depicts the state of the classroom during the celebration.
10. Performed: The past tense verb "performed" indicates the action of presenting the theater play.
11. Arrived: The past tense verb "arrived" describes the action of reaching the day of the performance.
12. Went: The past tense verb "went" signifies the successful completion of the performance.

TESTING HYPOTHESIS

Main Activity

In this activity, the teacher divided the students into group projects and instructed them to complete the sentences using the words provided in the box.

The teacher told the students to write down what they found in their notebooks. Then, the teacher asked one person from each group to show and tell the class what they did.

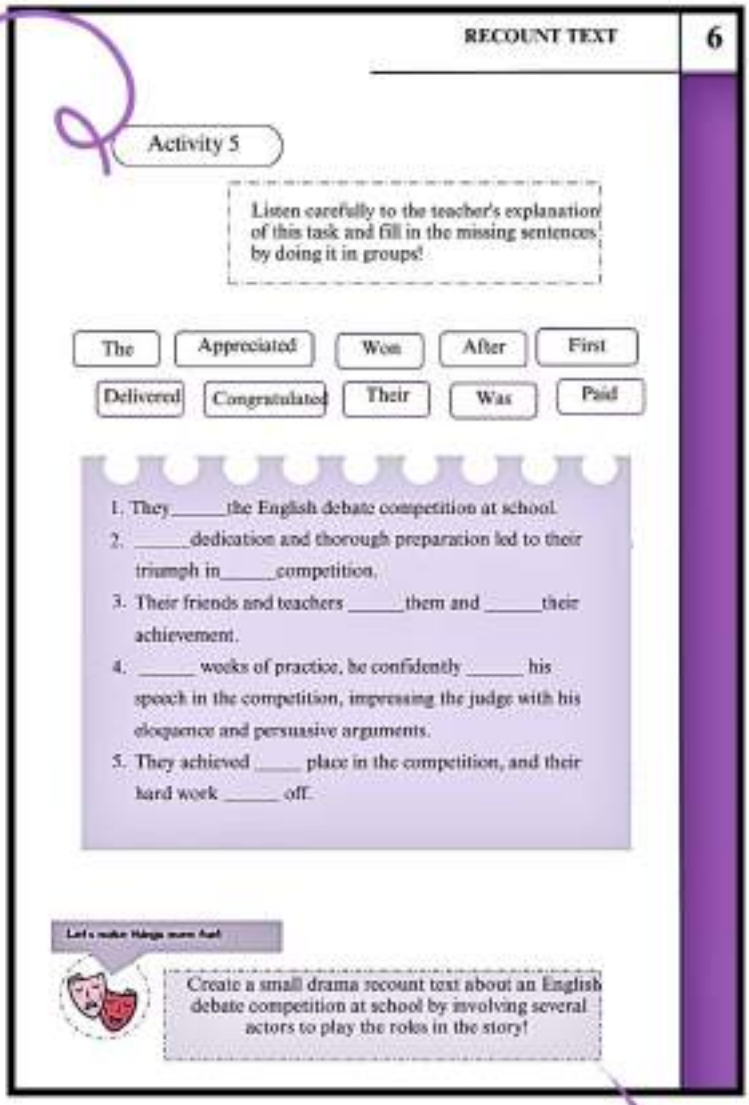

RECOUNT TEXT 6

Activity 5

Listen carefully to the teacher's explanation of this task and fill in the missing sentences by doing it in groups!

The	Appreciated	Won	After	First
Delivered	Congratulated	Their	Was	Paid

1. They _____the English debate competition at school.
2. _____dedication and thorough preparation led to their triumph in_____competition.
3. Their friends and teachers _____them and _____their achievement.
4. _____ weeks of practice, he confidently _____ his speech in the competition, impressing the judge with his eloquence and persuasive arguments.
5. They achieved _____ place in the competition, and their hard work _____ off.

Let's make things more fun!

Create a small drama recount text about an English debate competition at school by involving several actors to play the roles in the story!

To make the class more engaging, the teacher can assign a mini-drama homework assignment that requires students to produce a collaborative project.

TESTING HYPOTHESIS

Main Activity

VOCABULARY

Word	Meaning
• Congratulated	: Mengucapkan selamat
• Appreciated	: Dihargai
• Delivered	: Diberikan/Disampaikan
• Achieved	: Dicapai
• Led	: Memimpin
• Won	: Menang
• First	: Pertama
• Competition	: Kompetisi
• Preparation	: Persiapan
• Achievement	: Prestasi
• Place	: Tempat/Posisi
• By	: Oleh
• Weeks	: Minggu
• Judge	: Juri
• Confidently	: Dengan Percaya Diri

The teacher instructed the students to memorize these 15 new vocabulary words.

Answer Key

1. They won the English debate competition at school.
2. Their dedication and thorough preparation led to their triumph in the competition.
3. Their friends and teachers congratulated them and appreciated their achievement.
4. After weeks of practice, he confidently delivered his speech in the competition, impressing the judge with his eloquence and persuasive arguments.
5. They achieved first place in the competition, and their hard work paid off.

Closing Activity

FORMULATING CONCLUSION

RECOUNT TEXT 7

Activity 6

Discuss what you have learnt and what activities you enjoyed the most. Don't forget to handwrite like a travelogue in a notebook and present it in front of the class about the findings in the discussion about the material!

Our Journey

Today I wonder (Questions I have are...)

We fall
We learn
We rise

In this activity, the teacher guided students through a discussion about the information they understood and did not understand by writing it down in the form of a travel journal in their notebooks.

Next, the teacher asked the students to present their experiences with the activity materials in front of the class in groups. This approach allows the teacher to assess the students' capacity to understand the topic and provide feedback.

ORIENTATION

Opening Activity

- Before the lesson begins, the teacher invites the students to prepare the classroom and to recite a prayer together.
- As an introductory activity, the teacher invited students to participate in an ice-breaking activity.

Information

This ice breaking activity is called "Free Crossword". Ice breaking "Free Crossword" is an activity where students can practice critical thinking skills and improve their vocabulary.

How to play

1. The teacher writes a word on the blackboard/whiteboard. You can start with the longest adjective, which is 'supercalifragilisticexpialidocious'.
2. Each student is welcome to take turns coming up to create a word that starts with the letter of the word written by the teacher.
3. Scan the link on the side to see how to do the "Free Crossword" ice breaking.

SCAN ME

Opening Activity

After the ice breaking activity, clearly explain to the students what is expected of them after the lesson. Read together with the students the learning objectives stated on page iii.

Starting from the orientation stage on page 1, learning begins by posing open-ended questions. This aims to stimulate students to think more critically. Teacher can use this question:

"Do you remember the questions we discussed earlier?"

Invite one student to share their holiday story. After one of them shares their holiday story, the teacher can say, 'Well, your story has three parts: orientation, events, re-orientation.

After posing the questions, the teacher can ask follow-up questions found on activity 1 if necessary.

ORIENTATION

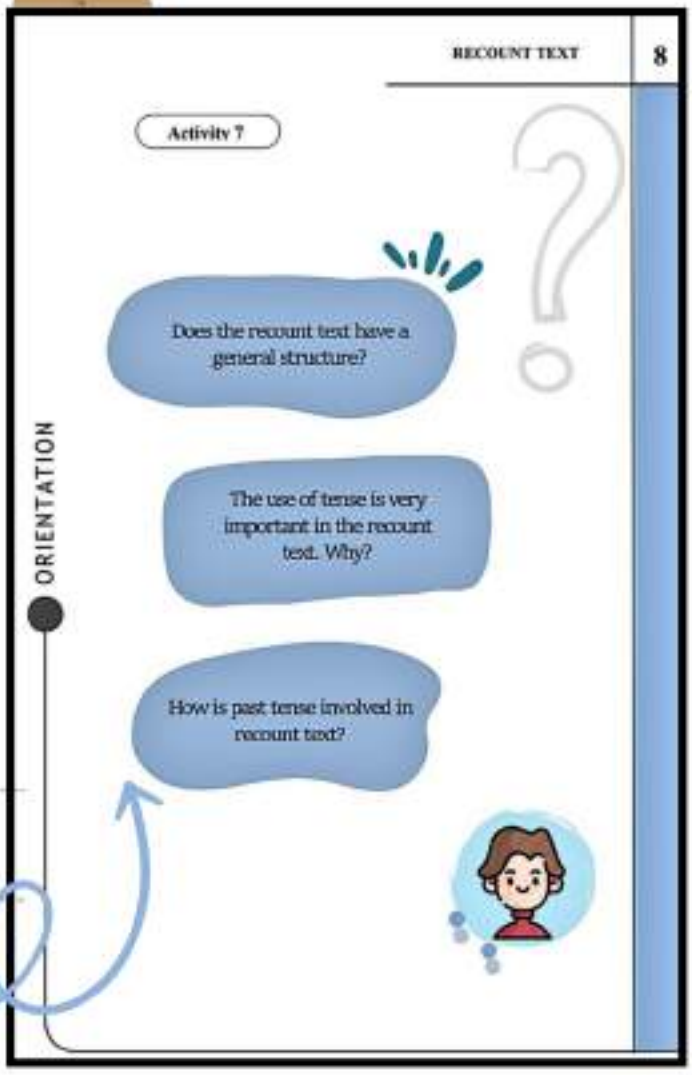

FORMULATING PROBLEM

Main Activity

Activity 8

Listen and repeat the dialogue spoken by the teacher. Then, play the role in groups. Note down the new vocabulary used in the dialogue!

Good morning, everyone! Today I would like to talk about a very memorable moment in the history of this class. Who remembers the class hygiene competition we had a few months ago?

I remember, Mr.! It was an exciting moment!

"The principal announced the classroom competition on Monday in the flag ceremony."

That's right! Well, let's recall that marvellous experience. Who would like to share their past experience during the class hygiene competition?

I'd like to share, Mr. At that time, I was the head of the cleaning team. We really worked hard to clean the forgotten corners of the classroom. We found old things that were no longer used.

That's amazing, Zaima! How did you feel when you found those items?

I felt happy that I could contribute to cleaning the classroom, and finding the items made me feel like I was digging up pieces of classroom history.

That's amazing, Zaima! How did you feel when you found those items?

In this activity, there is a dialogue that raises the theme of past experiences. Students will later be involved in an activity that involves roles in the dialogue.

The teacher's job is to monitor how students respond to dialogue correctly and articulate the feelings and reactions of the characters they play.

Main Activity

FORMULATING PROBLEM

Activity 8

I felt happy that I could contribute to cleaning the classroom, and finding the items made me feel like I was digging up pieces of classroom history.

Interesting! Who else had an interesting experience during the race?

I would also like to share, Mr. Al that time I wasn't sure if our team would win. But we worked enthusiastically and helped each other. When we finished and the class looked so tidy, it was very satisfying.

Awesome, Aksa! It must be nice to see the results of your hard work in making this class better. Does anyone have any other stories?

Mr, I remember very well when we announced the winning team. We were so happy that our team won. It was like getting a big award!

That was indeed an unforgetiable moment, Omar. You have proved that co-operation and concern for cleanliness can bring great results. What did we learn from this experience?

I learnt that working together and caring for the environment can make a big difference.

That's right, Zayn. It taught us important values about cleanliness, responsibility, and co-operation. Our past experience in the class hygiene competition will always be a precious part of our history here. Thank you for sharing your story and reminding us of that moment.

After that, the teacher asked the students to collect 15 new vocabulary words they find in the dialogue and write it in their notebooks. The teacher instructed to memorize those 15 new vocabulary words.

FORMULATING HYPOTHESIS

Main Activity

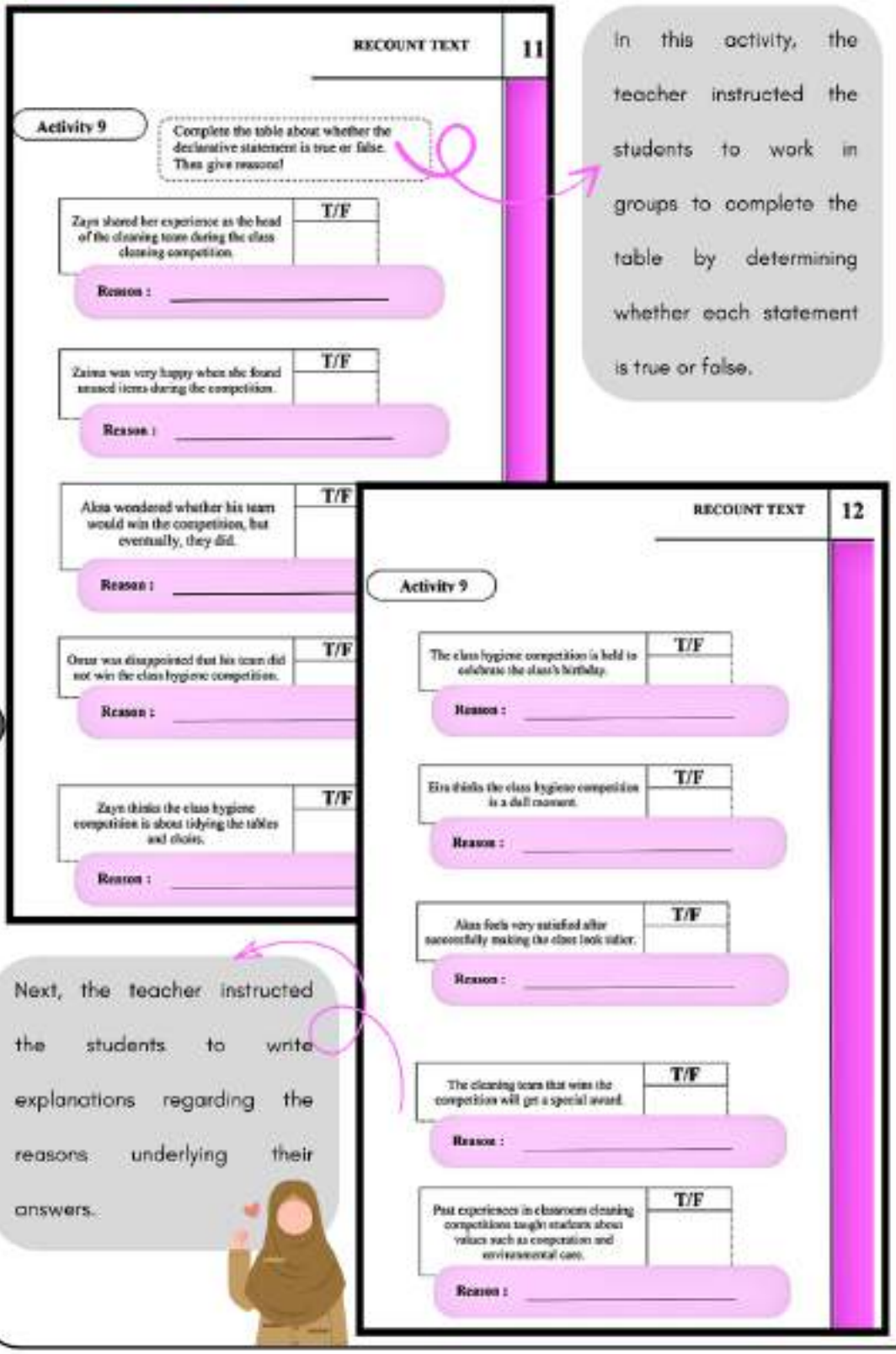

In this activity, the teacher instructed the students to work in groups to complete the table by determining whether each statement is true or false.

Next, the teacher instructed the students to write explanations regarding the reasons underlying their answers.

FORMULATING HYPOTHESIS

Vocabulary

The following is a list of vocabulary frequently used in activities 9. Teachers can provide this to students as a reference for comprehending reading texts and enhancing writing skills.The teacher instructed the students to memorize these new vocabulary words.

Word	Meaning
• Shared	: Dibagikan
• Found	: Ditemukan
• During	: Selama
• Unused	: Tidak terpakai
• Wondered	: Bertanya-tanya
• Hygiene	: Kebersihan
• Disappointed	: Kecewa
• Tables	: Meja
• Chairs	: Kursi
• Dull	: Kusam
• Satisfied	: Puas
• Held	: Diadakan
• Successsfully	: Berhasil
• Award	: Penghargaan
• Values	: Nilai-nilai
• Special	: Istimewa
• Taught	: Diajarkan
• Care	: Perhatian
• Get	: Mendapatkan
• Items	: Barang

FORMULATING HYPOTHESIS

Answer Key

1. True : Zayn shared her experience as the head of the cleaning team during the class cleaning competition
2. False : Zaima was very happy when she found unused items during the competition.
3. True : Aksa wondered whether his team would win the competition, but eventually, they did
4. False : Omar was disappointed that his team did not win the class hygiene competition.
5. False : Zayn thinks the class hygiene competition is about tidying the tables and chairs
6. False : The class hygiene competition is held to celebrate the class's birthday.
7. False : Eiraa thinks the class hygiene competition is a dull moment
8. True : Aksa feels very satisfied after successfully making the class look tidier
9. True : The cleaning team that wins the competition will get a special award.
10. True : Past experiences in classroom cleaning competitions taught students about values such as cooperation and environmental care.

Main Activity

COLLECTING INFORMATION

Activity 10

Observe a snippet of the storyline in a picture. Then, sort the pictures into a story about a past experience.

In this activity, the teacher instructs students to work in groups to sequence the pictures and then complete the corresponding statements for each picture.

Next, the teacher asked the students to sequence the events, analyze them, and then construct a coherent recount text.

In groups, plan how to present your findings in your notebooks by completing the appropriate statements for each sequence of images. Report all your findings orally in front of the class!

Picture 1 : _____

Picture 2 : _____

Picture 3 : _____

Picture 4 : _____

Picture 5 : _____

Picture 6 : _____

Afterwards, the teacher assigned the students a presentation task.

COLLECTING INFORMATION

Answer Key

Picture 1:

The head Master announced that there would be a class hygiene competition at the morning flag ceremony. The students listened intently to the announcement. They were enthusiastic and ready to join the competition. This announcement inspires them to clean their classrooms for a clean and comfortable learning environment.

Picture 2:

The students were surprised to see the condition of the chairs and tables in the classroom. They realized that the chairs and tables were worn out and very dirty. Some chairs even had loose legs. This condition made them feel uncomfortable in the classroom. Finally, they agreed to do something to improve the situation.

Picture 3:

After seeing the dirty condition of the classroom, the students then discussed the next step. They agreed to set a special time for them to clean the classroom together. After setting the right time, the students got ready to carry out the task of cleaning the classroom neatly and thoroughly. The decision to work together in cleaning the classroom is a proof of their solidarity and responsibility towards the school environment.

COLLECTING INFORMATION

Answer Key

Picture 4:

The students united and gathered in the classroom. They quickly gathered all the tools and materials needed to clean the classroom. Buckets, brushes, rags and cleaning liquid were the items they prepared. This was the first step in cleaning the classroom to make it more comfortable and clean.

Picture 5:

After the students agreed to clean the classroom, they immediately divided the tasks so that the work could be done efficiently. Some students were in charge of cleaning the tables and chairs, while others focused on cleaning the floor. There are also those who take care of other items such as blackboards and bookshelves. With a good division of tasks, they began to work with enthusiasm and unity.

Picture 6:

Once finished, the students looked at their work with pride. The classroom now looks cleaner and fresher than before. There were no more traces of dirt or dust on the tables and chairs. They feel satisfied because they have made significant changes. Now, they are ready to receive appreciation from the teachers and principal for their hard work.

(Students will probably make up stories with different kinds of sentences. That's okay. The teacher just needs to check if the story makes sense and is in the right order.)

Main Activity

TESTING HYPOTHESIS

Activity 11

In groups, show the structure of the retelling text in the paragraphs below by placing the appropriate sentences in the table!

We won the Classroom competition because we work hard. The principal announced the classroom competition on Monday in the flag ceremony. When we were back to the classroom, we realised that many desks and chairs were old classroom, we realised that many desks and chairs were old and dirty. Some had loose legs. In the afternoon, we talked and agreed to come on Saturday to fix them. On Saturday, each of us brought something from home, like soap, cloth, a broom, a mop, nails, a hammer, a duster, and so on. Then, some of us washed the desks and the chairs. Some furnished them. Some fixed legs. Now, we have brand new desks and chairs. Finally, our collective effort and hard work paid off as we emerged as the winners of the Classroom competition. We transformed the old and dirty desks and chairs into brand new ones, creating a more conducive learning environment for ourselves.

Orientation	Events	Re-orientation

Let's make things more fun!

Create a small drama recount text by involving several actors to play the roles in the story!

- The Secret Gardeners
- Guardians of the Green School
- The Cleanest Class Victory
- Recycling Heroes
- Etc.

In this activity, the teacher divided the students into groups and instructed them to identify the paragraph that demonstrate the structure of a recount text.

The teacher directed the students to take notes on their discoveries. Subsequently, the teacher called on a representative from each group to give a presentation and discuss their group's findings.

To make the class more engaging, the teacher can assign a mini-drama homework assignment that requires students to produce a collaborative project.

COLLECTING INFORMATION

Dictionary

The following is a list of vocabulary frequently used in activities 9. Teachers can provide this to students as a reference for comprehending reading texts and enhancing writing skills.The teacher instructed the students to memorize these new vocabulary words.

Word	Meaning
• Classroom	: Ruang Kelas
• Principal	: Kepala Sekolah
• Announced	: Mengumumkan
• Flag	: Bendera
• Ceremony	: Upacara
• Desks	: Meja (belajar)
• Talked	: Berbicara
• Agreed	: Setuju
• Soap	: Sabun
• Cloth	: Kain
• Broom	: Sapu
• Mop	: Pel
• Hummer	: Palu
• Duster	: Penghapus (papan tulis)
• Transformed	: Berubah / Bertransformasi

COLLECTING INFORMATION

Answer Key

1. Orientation:

We won the Classroom competition because we work hard. The principal announced the classroom competition on Monday in the flag ceremony.

2. Events:

When we were back to the classroom, we realised that many desks and chairs were old and dirty. Some had loose legs. In the afternoon, we talked and agreed to come on Saturday to fix them. On Saturday, each of us brought something from home, like soap, cloth, a broom, a mop, nails, a hammer, a duster, and so on. Then, some of us washed the desks and the chairs. Some furnished them. Some fixed legs. - Now, we have brand new desks and chairs.

3. Re-orientation:

Finally, our collective effort and hard work paid off as we emerged as the winners of the Classroom competition. We transformed the old and dirty desks and chairs into brand nenew ones, creating a more conducive learning environment for ourselves.

Closing Activity

FORMULATING CONCLUSION

In this activity , the teacher guided the students through a discussion of the information they understood and did not understand by having them write down their thoughts as a kind of travel journal in their notebooks.

Next, the teacher asks students to present their experiences with the activity material in front of the class in groups. This approach allows the teacher to assess students' understanding of the topic and provide feedback.

ORIENTATION

Opening Activity

- Before the lesson begins, the teacher invites the students to prepare the classroom and to recite a prayer together.
- As an introductory activity, the teacher invited students to participate in an ice-breaking activity.

Information

This ice breaking activity is called "New Words from a Word". Ice breaking "New Words from a Word" is an activity where students can improve their vocabulary and problem-solving skills.

How to play

1. The teacher writes a relatively long word on the whiteboard so students can create new words from it. An example word that can be used is 'understandable'.
2. Every student is invited to come up one by one to write down a new word they got from the word written by the teacher on the whiteboard.
3. Once they finish writing a new word, students are directed to underline the letters they used in that new word.
4. Scan the link on the side to see how to do the "New Words from a Word" ice breaking.

SCAN ME

Opening Activity

After the ice breaking activity, clearly explain to the students what is expected of them after the lesson. Read together with the students the learning objectives stated on page iii.

ORIENTATION

Starting from the orientation stage on page 1, learning begins by posing open-ended questions. This aims to stimulate students to think more critically. Teacher can use these simple question:

"Do you remember the questions we discussed earlier?"

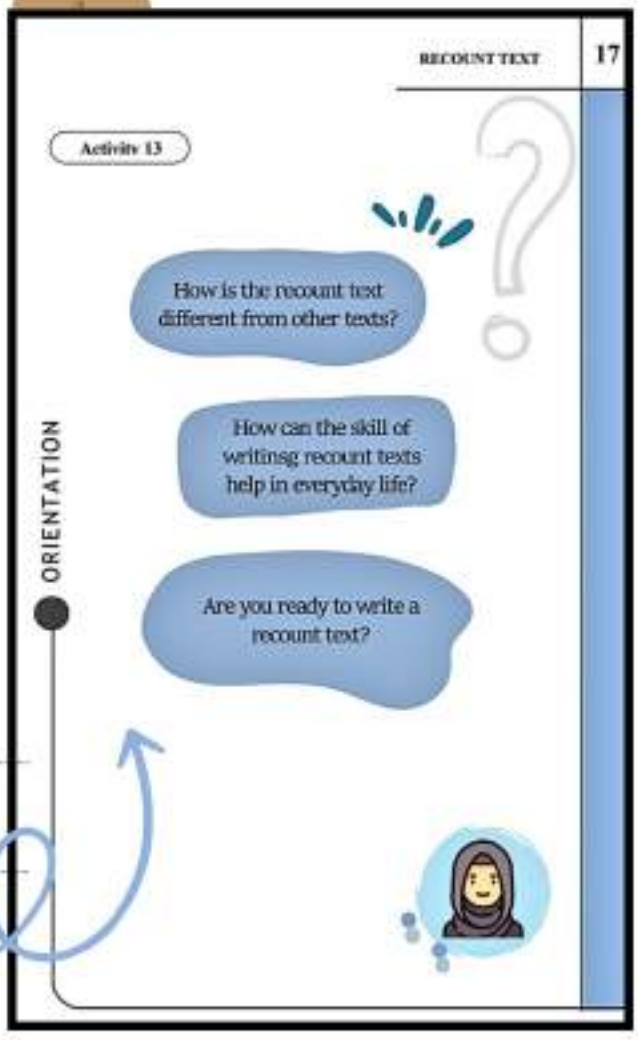

Then, the teacher asked students to write down their holiday in paragraph. Direct students to write down what they did, where, and with whom..

After posing the questions, the teacher can ask follow-up questions found on activity 1 if necessary.

Main Activity

In this activity, the teacher presents 2 characters who each tell their past experiences. From the 2 examples of Recount text, students can gain experience in activating their reading skills. The teacher's task is to monitor how students articulate English reading.

FORMULATING PROBLEM

Activity 14

Listen carefully to our teacher reading the presentation and repeat the presentation after the teacher, sentence by sentence loudly, clearly, and correctly!

FORMULATING PROBLEM

How was your day, Eiraa?

I had the most wonderful day at school today, filled with joy, laughter, and unforgettable moments. It all began in the morning when I was greeted by my friends with warm smiles and enthusiastic conversations. We shared stories about our weekends and caught up on each other's lives. In our first class, our teacher surprised us with a fun and interactive lesson that made learning enjoyable and engaging.

During recess, I joined a group of classmates in a friendly soccer match. The sun was shining, and we laughed and cheered as we played together as a team. It was a great way to release some energy and bond with my friends. In the afternoon, we had a special assembly where we were treated to a captivating musical performance by our talented school band. Their melodies and harmonies filled the auditorium, and we were all mesmerized by their talent.

The day ended with an art class, where we let our creativity flow freely. We worked on our individual projects and shared our ideas and techniques with each other. It was a soothing and therapeutic way to express ourselves.

My day at school was truly magical and filled with moments that will stay with me forever. I felt grateful for the friendships, the inspiring lessons, and the opportunities to explore my passions. It reminded me of the beauty of learning and the joy that comes from being part of a vibrant and supportive school community. I went home with a heart full of happiness and anticipation for more amazing days to come.

Main Activity

FORMULATING PROBLEM

Activity 15

How was your day, Aksa?

I experienced a terrible day at school, filled with unfortunate events and challenges. It all started in the morning when I woke up late and had to rush to get ready for school. I missed breakfast and arrived just as the bell rang, causing me to be late for my first class. Throughout the day, I struggled to concentrate and keep up with the lessons due to feeling tired and disorganized.

During lunchtime, I accidentally spilled my lunch all over my clothes, leaving me embarrassed and hungry for the rest of the day. In my science class, I couldn't understand a complex concept, despite the teacher's explanations and my attempts to grasp it.

To make matters worse, I had an argument with a close friend during recess, resulting in hurt feelings and a strained relationship. The day seemed to drag on with a series of unfortunate events.

My day at school was undeniably challenging and filled with disappointment. However, I learned important lessons from this experience. I realized the importance of time management and being prepared for the day ahead. Additionally, the argument with my friend taught me the value of communication and resolving conflicts amicably.

After that, the teacher can ask students to spontaneously determine the structure of Recount Text; Orientation, Events, Re-orientation in the Recount text

As an option for other assignments for students, the teacher can ask students to write down 15 new vocabulary that they find in the Recount Text and write it down in their notebooks. The teacher instructed to memorize those 15 new vocabulary words.

COLLECTING INFORMATION

Answer Key

Recount Text I:

- Orientation: Yesterday, I had the most wonderful day at school, filled with joy, laughter, and unforgettable moments.
- Events: It all began in the morning when I was greeted by my friends with warm smiles and enthusiastic conversations. We shared stories about our weekends and caught up on each other's lives. In our first class, our teacher surprised us with a fun and interactive lesson that made learning enjoyable and engaging. During recess, I joined a group of classmates in a friendly soccer match. The sun was shining, and we laughed and cheered as we played together as a team. It was a great way to release some energy and bond with my friends. In the afternoon, we had a special assembly where we were treated to a captivating musical performance by our talented school band. Their melodies and harmonies filled the auditorium, and we were all mesmerized by their talent. Later, I participated in a science experiment in the lab. We conducted a handson activity that involved mixing chemicals and observing reactions. It was fascinating to see science come to life right in front of our eyes. The day ended with an art class, where we let our creativity flow freely. We worked on our individual projects and shared our ideas and techniques with each other. It was a soothing and therapeutic way to express ourselves.
- Re-orientation: My day at school was truly magical and filled with moments that will stay with me forever. I felt grateful for the friendships, the inspiring lessons, and the opportunities to explore my passions. It reminded me of the beauty of learning and the joy that comes from being part of a vibrant and supportive school community. I went home with a heart full of happiness and anticipation for more amazing days to come.

COLLECTING INFORMATION

Answer Key

Recount Text 2:

- Orientation: Yesterday, I experienced a terrible day at school, filled with unfortunate events and challenges.
- Events: It all started in the morning when I woke up late and had to rush to get ready for school. I missed breakfast and arrived just as the bell rang, causing me to be late for my first class. Throughout the day, I struggled to concentrate and keep up with the lessons due to feeling tired and disorganized. During lunchtime, I accidentally spilled my lunch all over my clothes, leaving me embarrassed and hungry for the rest of the day. In my science class, I couldn't understand a complex concept, despite the teacher's explanations and my attempts to grasp it. To make matters worse, I had an argument with a close friend during recess, resulting in hurt feelings and a strained relationship. The day seemed to drag on with a series of unfortunate events, including misplacing my homework and forgetting important materials for a presentation.
- Re-orientation: My day at school was undeniably challenging and filled with disappointment. However, I learned important lessons from this experience. I realized the importance of time management and being prepared for the day ahead. Additionally, the argument with my friend taught me the value of communication and resolving conflicts amicably. While it was a tough day, I remain optimistic that tomorrow will be better. I will use this experience as a learning opportunity and strive to overcome any obstacles that come my way.

Main Activity

FORMULATING HYPOTHESIS

Activity 16

Answer the questions below with appropriate answers to the recount text of Airaa and Aksa!

Did they have a good day?

Eiraa : _____

Aksa : _____

How are their morning vibes?

Eiraa : _____

Aksa : _____

Where did they go?

Eiraa : _____

Aksa : _____

What did they do after lunch ?

Eiraa : _____

Aksa : _____

How did their experience help them find the best lessons in life?

Eiraa : _____

Aksa : _____

In this activity, the teacher instructs the students to work in pairs to answer the questions accurately based on Aira and Aksa's recount text.

The following is a list of vocabulary frequently used in activities16. Teachers can provide this to students as a reference for comprehending reading texts and enhancing writing skills.The teacher instructed the students to memorize these vocabulary words.

FORMULATING HYPOTHESIS

Dictionary

Word	Meaning
• Day	: Hari
• Vibes	: Suasana
• Morning	: Pagi
• Go	: Pergi
• Lunch	: Makan siang
• After	: Setelah
• Lessons	: Pelajaran
• Life	: Hidup
• Experience	: Pengalaman
• Help	: Bantuan
• Good	: Baik
• They	: Mereka
• How	: Bagaimana
• Find	: Menemukan
• How	: Bagaimana

FORMULATING HYPOTHESIS

Answer Key

Did they have a good day?

Eiraa : Yes, she had a good day yesterday.

Aksa : No, he didn't have a good day yesterday.

How are their morning vibes?

Eiraa : Eiraa's morning Vibes was greeted by her friends with warm smiles. They share stories about the weekend with each other. In Eiraa's first class, the teacher provides fun and interactive lessons that make learning more and interesting

Aksa : Aksa's morning vibes got up late and he rushed to get ready for school. Aksa even skips breakfast and arrives just as the bell rings. Finally, Aksa is late for his first class.

Where did they go?

Eiraa : She went to school

Aksa : He went to school

What did they do after lunch?

Eiraa : Eiraa joined a group of friends in a friendly soccer match.

Aksa : Aksa attended science class but could not understand the concepts, despite the teacher's explanation.

How did their experience help them find the best lessons in life?

Eiraa : She has learned to always be grateful for moments of friendship, lessons, opportunities to explore interests such as joining the school community.

Aksa : He has learned the importance of time management and preparing for tomorrow. Even though Aksa had a bad day yesterday, he remains optimistic that tomorrow will be better and makes the experience a learning opportunity and puts in more effort.

Main Activity



COLLECTING INFORMATION

Activity 17

In groups, find words that are often used to describe

D	A	V	D	I	R	D	P	S	N	T	O	P	C	E
E	V	W	E	N	O	W	E	D	W	Z	V	O	Y	T
H	A	S	T	X	O	C	D	R	V	A	M	D	Z	I
S	K	E	I	L	P	Y	R	E	A	P	S	E	G	R
I	E	U	S	M	A	L	B	H	E	P	C	H	X	O
N	Q	H	I	W	R	X	A	T	O	R	E	C	E	I
R	T	E	V	W	T	J	E	I	A	I	G	R	I	D
U	M	N	J	Q	I	D	Z	Z	N	I	W	A	P	E
F	Y	O	E	R	C	Y	V	R	S	E	T	E	P	V
G	C	H	R	W	I	M	E	T	W	M	D	S	D	E
V	T	S	P	F	P	R	E	S	E	N	T	E	D	I
D	E	Z	I	L	A	E	R	D	R	O	P	R	E	H
G	N	D	D	E	T	A	R	B	E	L	E	C	X	C
A	B	E	Y	L	E	T	J	G	D	X	H	L	I	A
X	L	Z	Z	C	D	B	R	O	U	G	H	T	F	W

Visited

In this activity, the teacher divided the students into groups to find the past tense verbs connected to the recount text hidden within the 'word search' chart

Answer Key

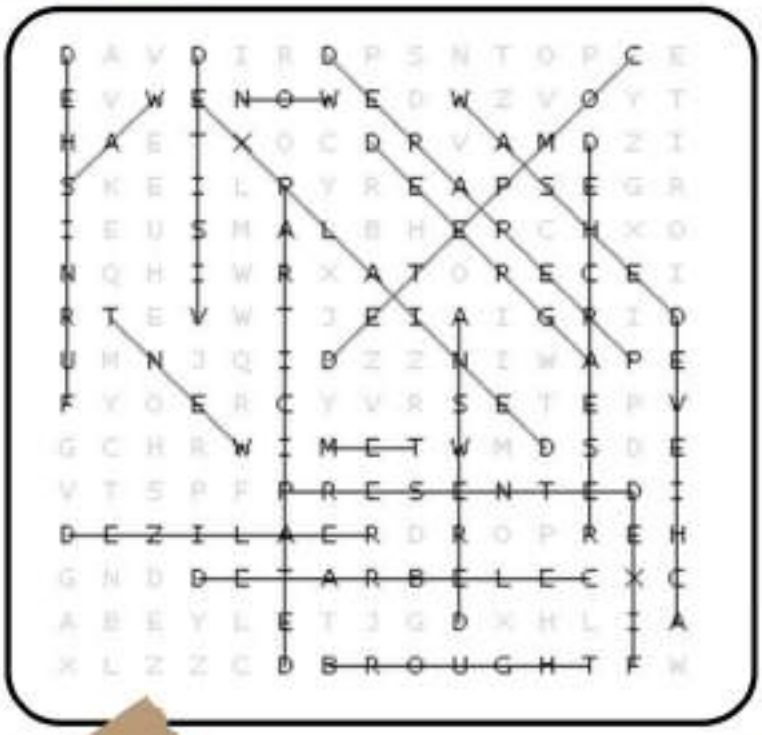

COLLECTING INFORMATION

- Achieved
- Brought
- Explained
- Met
- Presented
- Saw
- Went
- Agreed
- Celebrated
- Fixed
- Participated
- Realized
- Visited
- Won
- Answered
- Completed
- furnsihed
- prepared
- Researched
- Washed

After the students find the hidden words in the "word search" chart, the teacher asks them to translate and memorize each new word they discover.

Main Activity

RECOUNT TEXT 22

Activity 18

Gather information about your personal experiences and organize a recount text based on the structure!

Title

Orientation :

Events :

Re-Orientation :

TESTING HYPOTHESIS

In this activity, the teacher instructs students to write short, simple structured recount texts individually about their personal experiences. The teacher provided students with the chance to present their findings.

TESTING HYPOTHESIS

Scoring Rubric

Criteria	Excellent (4)	Good (3)	Needs Improvement (2)	Poor (1)
Orientation	Clearly introduces the who, what, when, where of the event. Provides sufficient background information.	Provides some background information, but may lack clarityor completeness.	Includes some relevant details but may be disorganized or incomplete	Lacks clear orientation or background information
Events	Present events in a logical and chronological order. Uses vivid language and details to describe the events.	Presents events in a generally clear order. Uses some descriptive language	Events may be out of order or lack clarity. Descriptive language is limited.	Events are unclear or incomplete
Reorientation	Provides a clear conclusion that summarizesthe main pointsof the recount. Offers a personal reflection or opinion.	Provides a conclusion but may lack depthor clarity.	Conclusion is weak or missing	No attempt at a conclusion

https://journal.unnes.ac.id/journals/eej/article/download/10393/2362/52661

Closing Activity

FORMULATING CONCLUSION

Activity 19

Discuss what you have learn and what activities you enjoyed the most. Then, journal in your notebook about your findings on the material!

My Journey

Today I wonder (Questions I have are...)

In this activity, the teacher guided the students through a discussion of the information they understood and did not understand by writing it down in their notebooks as a kind of learning journal.

After that, the teacher asks students to share their experiences with the activity in groups. This helps the teacher see how well students understand the topic and give them some feedback.

SUMMARY

Definition

Recount text is a type of English text that retells a past event or incident. In this case, the information could be a travel report, a personal experience, or a report on an event.

Purpose

Recount text can be used to provide information about a past event or experience to others by understanding the context and purpose behind each recount text that is read or written.

Generic structure

Orientation

It gives the readers the background information needed to understand the text, such as;

Who was involved
Where it happened
When it happened .

Events

A series of events ordered in a chronological sequence.

Re-Orientation

A personal comment about the event or what happened in the end.

Signal words Past Tense

Yesterday, the other day, in 2009, when, at that time ago, a week ago, … last night, last week, last month, …

Language features of Recount Text

1. Using Simple past tense.
2. Using conjunction; and, so, because, or, until, although,while, but, etc.
3. Recount text often provides more description and detail about the events being recounted.
4. Urutan Waktu; first,then, next, after that, Before, dan finally. It is used to give the story a chronological structure.

Simple Past Tense

+ Subject + Simple past (V_2) + Object
− Subject + did + not + V_1 + Object
? Did + Subject + V_1 + Object ?

2. They won the debate competition.
3. He played football
1. He completed the assignment.

DICTIONARY

V1	V2	V3	Meaning
Agree /ə'gri:/	Agreed /ə'gri:d/	Agreed /ə'gri:d/	*Setuju*
Announce /ə'naʊns/	Announced /ə'naʊnst/	Announced /ə'naʊnst/	*Mengumumkan*
Argue /'ɑ:rgju:/	Argued /'ɑ:rgjud/	Argued /'ɑ:rgjud/	*Berdebat*
Arrive /ə'raɪv/	Arrived /ə'raɪvd/	Arrived /ə'raɪvd/	*Tiba*
Ask /æsk/	Asked /æskt/	Asked /æskt/	*Bertanya*
Begin /bɪ'gɪn/	Began /bɪ'gæn/	Begun /bɪ'gæn/	*Mulai*
Bring /brɪŋ/	Brought /brɔ:t/	Brought /brɔ:t/	*Membawa*
Capture /'kæptʃə/	Captured /'kæptʃərd/	Captured /'kæptʃərd/	*Menangkap*
Challenge /'tʃælɪndʒ/	Challenged /'tʃælɪndʒd/	Challenged /'tʃælɪndʒd/	*Menantangan*
Cheer /tʃɪr/	Cheered /tʃɪrd/	Cheered /tʃɪrd/	*Bersorak*
Come /kʌm/	Came /keɪm/	Come /keɪm/	*Datang*
Communicate /kə'mju:nɪkeɪt/	Communicated /kə'mju:nɪkeɪtɪd/	Communicated /kə'mju:nɪkeɪtɪd/	*Berkomunikasi*
Compose /kəm'pooz/	Compose /kəm'poʊzd/	Composed /kəm'poʊzd/	*Menyusun*
Concentrate /'kɒnsəntreɪt/	Concentrated /'kɒnsəntreɪtɪd/	Concentrated /'kɒnsəntreɪtɪd/	*Berkonsentrasi*
Consist /kən'sɪst/	Consisted /kən'sɪstɪd/	Consisted /kən'sɪstɪd/	*Terdiri Dari*
Create /kri'eɪt/	Created /kri'eɪtɪd/	Created /kri'eɪtɪd/	*Membuat*
Decide /dɪ'saɪd/	Decided /dɪ'saɪdɪd/	Decided /dɪ'saɪdɪd/	*Memutuskan*

V1	V2	V3	Meaning
Deliver /dɪˈlɪvər/	Delivered /ɪˈlɪvərd/	Delivered /ɪˈlɪvərd/	*Mengantarkan*
Emerge /ɪˈmɪːrdʒ/	Emerged /ɪˈmɪːrdʒdʃ/	Emerge /ɪˈmɪːrdʒdʃ/	*Muncul*
Express /ɪkˈspres/	Expresses /ɪkˈsprest/	Expresses /ɪkˈspres/	*Mengungkapkan*
Feel /fiːl/	Felt /fɪlt/	Felt /fɪlt/	*Merasakan*
Fill /fɪl/	Filled /fɪld/	Filled /fɪld/	*Mengisi*
Fix /fɪks/	Fixed /fɪkst/	Fixed /fɪkst/	*Memperbaiki*
Forget /fərˈget/	Forgot fərˈgɒt	Forgetten /fərˈgɒt(ɔ)n/	*Melupakan*
Give /gɪv/	Gived /ˈgɪvd/	Gave /ˈgeɪv/	*Memberikan*
Greet /griːt/	Greeted /griːtɪd/	Greeted /griːtɪd/	*Menyapa*
Hear /hɪə/	Heard /hɪːrd/	Heard /hɪːrd/	*Mendengar*
Hurt /hɪːrt/	Hurt /hɪːrt/	Hurt /hɪːrt/	*Menyakiti*
Join /dʒɔɪn/	Joined dʒɔɪnd	Joined /dʒɔɪnd/	*Bergabung*
Learn /lɪːrn/	Learnt /lɪːrnt/	Learnt /lɪːrnt/	*Mempelajari*
Leave /liːv/	Left /lɛft/	Left /lɛft/	*Pergi*
Like / laɪk/	Liked /laɪkt/	Liked /laɪktl	*Menyukai*
Make /meɪk/	Made /meɪd/	Made /meɪd/	*Membuat*
Manage /ˈmænɪdʒ/	Managed /mænɪdʒd/	Managed /mænɪdʒd/	*Mengelola*
Miss /mɪs/	Missed mɪst]	Missed /mɪst/	*Merindukan*
Pay /peɪ/	Paid /peɪd/	Paid /speɪd/	*Membayar*
Play /pleɪ/	Played /pleɪd/	Played /pleɪd/	*Bermain*
Practice /ˈprækɪs/	Practiced /ˈprækɪst/	Practiced /ˈprækɪst/	*Berlatih*
Realize /ˈprækɪs/	Realized /ˈriːəlaɪzd/	Realized /ˈriːəlaɪzd/	*Menyadari*
Recognize /ˈrɛkəgnaɪz/	Recognized /ˈrɛkəgnaɪzd/	Recognized /ˈrɛkəgnaɪzd/	*Mengenali*
Relate /rɪˈleɪt/	Related /rɪˈleɪtɪd/	Related /rɪˈleɪtɪd/	*Mengaitkan*
Remind /ˈrɛkəgnaɪz/	Reminded /rɪˈmaɪndɪd/	Reminded /rɪˈmaɪndɪd/	*Mengingatkan*
Resolve /rɪˈzɒlv/	Resolved /rɪˈzɒlvd/	Resolved /rɪˈzɒlvd/	*Memecahkan*

Adjectives	Meaning	Noun	Meaning
Amazing /əˈmeɪzɪŋ/	**Luarbiasa**	Afternoon /æftəˈnuːn/	**Siang**
Captivatin /ˈkæptɪveɪtɪŋ/	**Memikat**	Anticipation /æntɪsɪˈpeɪʃən/	**Antisipasi**
Challenged /ˈ tʃælɪndʒd/	**Ditantang**	Art class /ɑːrt klɑːs/	**Kelas seni**
Embarrassed /ɪmˈbærəst/	**Malu**	Assembly /əˈsembli/	**Pertemuan**
Enthusiasti /ɪnˌθjuːziˈæstɪk/	**Antusias**	Band /bænd/	**Grup musik**
Friendly /ˈ frendli/	**Ramah**	Beauty /ˈbjuːti/	**Keindahan**
Fun /fʌn/	**Menyenangkan**	Classroom /ˈklɑːsruːm/	**Ruang kelas**
Hungry /ˈhʌŋgri/	**Lapar**	Community / kəˈmjuːnəti/	**Komunitas**
Individual /ɪndɪˈvɪdʒuə/	**Individu**	Conversation /kɒnvəˈseɪʃən/	**Percakapan**
Inspiring /ɪnˈspaɪrɪŋ/	**Menginspirasi**	Creativity /kriːˈeɪtɪvɪti/	**Kreatifitas**
Interactive /ɪntərˈæktɪv/	**Ineraktif**	Day /deɪ/	**Hari**
Mesmerized /ˈmezmərəɪzd/	**Terpesona**	Friends /frendz/	**Teman-teman**
Most /moʊst/	**Paling**	Group /gruːp/	**Kelompok**
Supportive /səˈpɔːrtɪv/	**Mendukung**	Happiness /ˈhæpɪnəs/	**Kebahagiaan**
Surprised (*sepraizd*)	**Terkejut**	Hunger /ˈhʌŋgər/	**Kelaparan**
Talented /ˈtæləntɪd/	**Berbakat**	Judges /ˈdʒʌdʒɪz/	**Hakim**
Vibrant /ˈvaɪbrənt/	**Bersemangat**	Learning /ˈlɜːrnɪŋ/	**Sedang belajar**
Warm /wɔːrm/	**Hangat**	Surprise /sərˈpraɪz/	**Kejutan**
Wonderful /ˈwʌndərfəl/	**Luar biasa indah**	Visit /ˈvɪzɪt/	**Kunjungan**

References

Pictures
https://www.canva.com

Scoring Rubric
https://journal.unnes.ac.id/journals/eej/article/download/10393/2362/52661

Materials Concept

1. *Buku Guru Bahasa Inggris "When English Rings a Bell" Kelas VIII SMP/MTs. Kementrian Pendidikan dan Kebudayaan Republik Indonesia 2017*
2. Rahmah, A. Annisa (2023). Developing Inquiry Learning Model-Based ELT Materials of Recount Text Unit for the Eight Grade Students of Islamic Boarding School Abnaul Amir Gowa". Repository UINAM
3. Hart, B., et al. (2015). Think 2 Teacher's Book. Cambridge University Press. https://www.slideshare.net/slideshow/think-2-teachers-book/255857490

YES, WE MADE IT!

Recount Text

CONSULTANTS
Prof. Dr. Hj. Mardiana, M.Hum
Nur Aliyah Nur, M.Pd.

EXAMINERS
Indah Fadhillah Rahman, S.Pd.I., M.Hum
Andi Asmawati, S.Pd., M.Pd

VALIDATORS
Subhan Rahmat, S.Pd., M.Pd
Nur Azisah Azis, S.Pd., M.Hum

AUTHOR
Putri Jamilah

APPENDIX VIII

Documentations

CURRICULUM VITAE

Putri Jamilah was born on May 26th 2003, in Lasusua, North Kolaka. She is the youngest child of the late Achmad Sese and St. Husniah. She has two sisters named Sitti Rahma and Ratnawati. She has four brothers named the late Abdur Rahim, Djumail, Muh. Rassanjani and Muh. Sayuti. In 2009, the researcher began her study at SDN 1 Watuliwu, completing her studies in 2015. Then, she attended MTsN 1 Kolaka Utara, where she graduated in 2018, then to SMAN 1 Lasusua, and completed her studies there in 2021. In the same year, she was accepted at UIN Alauddin Makassar in majoring of English Education Department particularly in PBI B class. She remained a student there from 2021 to 2025, during which time the researcher joined several organizations, including New Generation Club (NGC) and English Youth Community (E-YouC).