

**Korespondensi**  
**Nama: Syarfaini Syarfaini, Syamsul Alam, Rezki Nurfatmi**  
**Judul: Determinants of Wasting in Infants in South Sulawesi Province, Indonesia**  
**Jurnal: The Journal of Public Health and Development**

**1. Submission**

Journal of Public Health and Development

... Back to Submissions

273691 / Syarfaini Syarfaini et al. / Determinants of Wasting in Toddlers Aged 0-59 Months in South Sulawesi Province, Indonesia

Library

Workflow

Publication

Submission

Review

Copyediting

Submission Files

\* The author has seen the files.

Q Search

1203515

Manuscript.docx

September 6, 2024

Article Text

1203517

ethical clearance.pdf

September 6, 2024

Other

1204835

paper for review.docx

September 11, 2024

Article Text

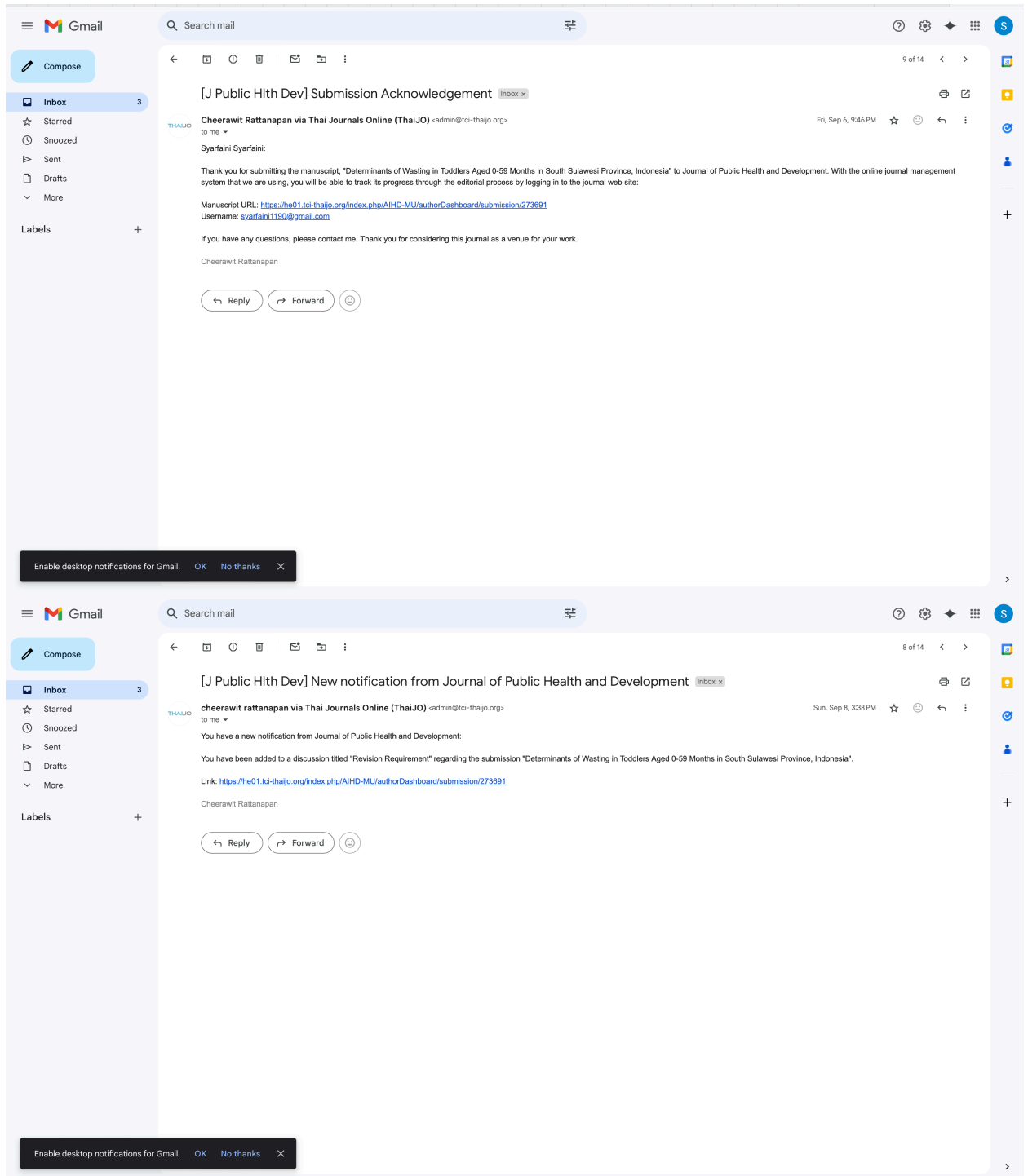
Download All Files

Pre-Review Discussions

Add discussion

Name	From	Last Reply	Replies	Closed
<a href="#">Revision Requirement</a>	pitsinee 2024-09-08 03:37 PM	syarfaini1190@gmail.com 2024-09-08 10:37 PM	1	<input type="checkbox"/>

นโยบายความเป็นส่วนตัว Privacy policy



## **Determinants of Wasting in Toddlers Aged 0-59 Months in South Sulawesi Province, Indonesia**

**<sup>1</sup>Syarfaini Syarfaini, <sup>2</sup>Syamsul Alam, <sup>3</sup>Rezki Nurfatmi**

### ABSTRACT

In children, wasting can lead to impaired growth, inhibited muscular growth, weakened immune systems, and heightened vulnerability to illnesses including flu, cough, diarrhea, and serious infections. This study aimed to determine the factors that contribute to toddlers' 0-59-month wasting. This type of research uses a cross-sectional design, observational analytical method, and quantitative analysis. Proportional random sampling was employed for sampling. Questionnaires, interview sheets, and multifunctional devices with 0.1 cm precision in length and height measurements were employed. In this study, logistic regression and chi-squared tests were employed. The findings of the study suggest a connection between toddlers' 0-59-month calorie, carbohydrates, protein, fat, and household income intake and wasting. With a p-value of 0.033 ( $<0.05$ ) and an OR value of 0.309, the logistic regression test findings showed that protein consumption was the most significant subvariable for wasting. This indicates that toddlers who consume insufficient amounts of protein have a 0.309-fold increased risk of wasting. In conclusion, toddlers' nutritional health between the ages of 0-59 months was significantly influenced by their protein intake. This study implies that programs aimed at increasing protein intake can lower the incidence of wasting.

Keywords: Wasting, Toddlers, Determinants, Macro, Micro, Nutrients

### *Corresponding Author:*

**Syarfaini Syarfaini**

Department of Public Health, Faculty of Medicine and Health Sciences, University of Alauddin Makassar, Makassar, South Sulawesi, Indonesia

Email: [syarfaini1190@gmail.com](mailto:syarfaini1190@gmail.com)

### INTRODUCTION

Acute malnutrition, often known as wasting, is characterized by rapid and severe deterioration of the nutritional status.<sup>1</sup> A young child who does not grow too little for his height or loses weight. The absence of necessary nutrients for an individual to meet their needs and sustain good health is referred to as malnutrition. It is a major public health issue, especially for children between the ages of 6 and 59 months.<sup>2</sup> According to a report by the World Health Organization (WHO), millions of malnourished children in this age group include 47 million wasted, 14.3 million severely wasted, and 144 million stunted in 2020. As a result, malnutrition is responsible for more than one-third of all deaths in children under the age of five worldwide, with nearly 400,000 child deaths annually.<sup>3</sup>

Most undernourished individuals (>90%) live in developing countries.<sup>4</sup> Malnutrition not only leads to physical health issues, but also hinders cognitive development in children, affecting their ability to learn and thrive.<sup>5</sup> Efforts to address malnutrition through nutrition programs and education are crucial for reducing childhood mortality rates in developing countries.<sup>6</sup>

In children, wasting can cause suboptimal growth and inhibit muscle formation in children.<sup>7</sup> In addition, toddlers who experience wasting have a weak immune system and are susceptible to diseases such as flu, cough, diarrhea, and more severe infectious diseases. Wasting also inhibits toddler growth and development. This can cause permanent disorders in brain function, including reduced thinking power.<sup>8</sup> Wasting in children is a major public health concern worldwide.<sup>9</sup> The most common types of malnutrition in children under the age of five are stunting and wasting.<sup>10</sup>

It is important to understand the determinants of waste to implement effective policies. By understanding these factors, policymakers can target interventions towards the root causes of wasting and work towards reducing its prevalence in vulnerable populations. This knowledge can also help in designing sustainable programs that address the underlying issues contributing to waste.<sup>11,12</sup> Furthermore, understanding the determinants of wasting can also aid in the allocation of resources and funding towards initiatives that have the greatest impact on reducing malnutrition. By addressing these root causes, policymakers can make significant strides in improving the health and well-being of populations at risk for wasting.

This study aimed to analyze the determinants of wasting in toddlers aged 0-59 months. The novelty of this study lies in the use of analytical methods to identify risk factors that contribute to wasting in toddlers. The results of this study are expected to provide useful information for efforts to prevent and overcome nutritional problems among toddlers. This study is expected to contribute to increasing our understanding of the factors that influence wasting in toddlers, so that it can help in designing more effective intervention programs. Thus, it is hoped that the incidence of wasting in toddlers will be significantly reduced.

## **METHOD**

### **Design**

Using a cross-sectional study design and observational analytical approach, this study was quantitative. The link between independent and dependent variables was observed simultaneously at one point in time as part of the research process. This study was conducted between January and August of 2024 in the Indonesian province of South Sulawesi.

### **Sampling techniques**

Proportional random sampling was employed, which involved selecting samples from the population at random without considering the strata within the population. The study's inclusion criteria were being healthy at the time of measurement and not having a medical history of any long-term condition that would have affected their nutritional status. Toddlers with genetic problems, metabolic issues, or other illnesses that could potentially impair growth and development were excluded from the study.

### **Data collection technique**

Researchers directly obtained primary data from the original sources through observations, interviews, questionnaires, and a toddler's book, obtaining information from the first source.

### **Instrument**

A series of inquiries on research factors such as respondent identity, household food security, income, 24-hour food recall, and health services were included in the questionnaire. Toddlers were measured for length and height using a Multifunction Measuring Instrument with a 2 m measurement capacity and 0.1 cm precision.

### **Data analysis**

Based on the findings, both the dependent and independent variables were interpreted as tables and narratives describing the features of each variable under study. In this study, the association between two variables was examined using the chi-square test, and all associated variables were found using a multiple logistic regression test. Based on the findings of bivariate analysis, independent variables with an effect were selected for the multivariate test. The sub-variables that satisfied the requirements and were practicable were acquired. A p-value of less than 0.05. In addition, a multiple logistic regression test was run with a 95% confidence interval on the

subvariables that satisfied the requirements to identify the subvariables that had the greatest influence based on the Odds Ratio value.

### Research Ethics

This study was approved by the Faculty of Medicine and Health Sciences of Alauddin University, Makassar (no. 14354/UA.12.1/EK.01.02/2024). The study adhered to all the ethical guidelines outlined by the University Research Ethics Committee. The participants' confidentiality and informed consent were maintained throughout the study.

## RESULTS AND DISCUSSION

This study revealed that the most common age group for fathers was 37-41 years, followed by 27-31 years for mothers. The most common job for fathers is self-employment, while the least common jobs are furniture craftsmen, security guards, and bricklayers. The most common jobs for the mothers were housewives. The highest education level for fathers was high school/vocational high school, while the lowest for mothers was a bachelor's degree.

**Table 1. Respondent characteristics**

Variables	Frequency (n)	Percentage (%)
<b>Father Age Group (Years)</b>		
22-26	132	16.97
27-31	138	17.74
32-36	131	16.84
37-41	148	19.02
42-46	120	15.42
47-51	109	14.01
<b>Total</b>	<b>778</b>	<b>100</b>
<b>Mother's Age Group (Years)</b>		
22-26	96	12.34
27-31	125	16.07
32-36	126	16.20
37-41	120	15.42
42-46	123	15.81
47-51	96	12.34
22-26	92	11.83
<b>Total</b>	<b>778</b>	<b>100</b>
<b>Father's occupation</b>		
Employee	92	11.83
Furniture Craftsmen	80	10.28
Cruise	81	10.41
Farmer	139	17.87
Security	80	10.28
Driver	81	10.41
Bricklayer	80	10.28
Self-employed	145	18.64

<b>Total</b>	<b>778</b>	<b>100</b>
<b>Mother's Job</b>		
Midwife	161	20.69
Teacher	163	20.95
Honorary	160	20.57
Housewife	294	37.79
<b>Total</b>	<b>778</b>	<b>100</b>
<b>Father's Education</b>		
Elementary School	174	22.37
Junior High School	198	25.45
Senior High School	237	30.46
Bachelor	169	21.72
<b>Total</b>	<b>778</b>	<b>100</b>
<b>Mother's Education</b>		
Elementary School	173	22.24
Junior High School	198	25.45
Senior High School	230	29.56
Bachelor	177	22.75
<b>Total</b>	<b>778</b>	<b>100</b>

Table 2 shows that out of the 778 toddlers, 51.16% were wasted, and 48.84% were normal. The average nutritional status was -1.5801, with the highest value being -2.66. Current energy, carbohydrate, protein, fat, zinc, iron, and vitamin C intakes are insufficient.

**Table 2. Characteristics of toddlers**

<b>Variables</b>	<b>Frequency (n)</b>	<b>Percentage (%)</b>	<b>Z-Score Description</b>
<b>Toddler Nutritional Status</b>			
Waste	398	51.16	$\bar{x} = -1.5801$
Normal	380	48.84	Max = -2.66
<b>Total</b>	<b>778</b>	<b>100</b>	Min = 1.21
		<b>100</b>	
<b>Energy Intake</b>			
Poor	442	56.81	$\bar{x} = 793,314$
Good	336	43.19	Max = 1325.15
<b>Total</b>	<b>778</b>	<b>100</b>	Min = 347.60
<b>Carbohydrate Intake</b>			
Poor	429	55.14	$\bar{x} = 126,337$
Good	349	44.86	Max = 245.4
<b>Total</b>	<b>778</b>	<b>100</b>	Min = 61.4

<b>Protein Intake</b>			
Poor	428	55.01	$\bar{x} = 14,527$
Good	350	44.99	Max = 22.0
<b>Total</b>	<b>778</b>	100	Min = 9.2
<b>Fat Intake</b>			
Poor	454	58.35	$\bar{x} = 21,545$
Good	324	41.65	Max = 45.0
<b>Total</b>	<b>778</b>	100	Min = 6.8
<b>Zinc Intake</b>			
Poor	393	50.51	$\bar{x} = 2.546$
Good	385	49.49	Max = 3.7
<b>Total</b>	<b>778</b>	100	Min = 1.0
<b>Iron Intake</b>			
Poor	455	58.48	$\bar{x} = 2.298$
Good	323	41.52	Max = 8.3
<b>Total</b>	<b>778</b>	100	Min = 0.9
<b>Vitamin C Intake</b>			
Poor	456	58.61	$\bar{x} = 4.046$
Good	322	41.39	Max = 38.0
<b>Total</b>	<b>778</b>	100	Min = 0.0
<b>Toddler gender</b>			
Male	386	49.61	
Female	392	50.39	
<b>Total</b>	<b>778</b>	100	
<b>Toddler Age</b>			
7-23 months	317	40.75	
24-59 months	401	51.54	
<b>Total</b>	<b>778</b>	100	
<b>Giving Vitamin Supplements</b>			
Not given	350	44.99	
Given	428	55.01	
<b>Total</b>	<b>778</b>	100	
<b>Growth monitoring</b>			
Not Routine	316	40.62	
Routine	432	55.53	
<b>Total</b>	<b>778</b>	100	

<b>Immunization Status</b>		
Incomplete	333	42.80
Complete	445	57.20
<b>Total</b>	<b>778</b>	<b>100</b>

<b>Family Income</b>		
Low Income	446	57.33
High Income	332	42.67
<b>Total</b>	<b>778</b>	<b>100</b>

In children under five years of age, Table 3 demonstrates a substantial correlation between energy consumption, carbohydrate intake, protein intake, fat intake, and household income. Of the 50 youngsters, 60.50 percent consumed less energy, 59.80 percent consumed less carbohydrates, 58.04% consumed less protein, and 60.05 percent consumed less fat. Furthermore, energy waste was observed in 57.04% of children from low-income homes, suggesting a strong correlation between energy, protein, fat, carbohydrate, and family income.

**Table 3. Relationship between Energy Intake and Wasting Incidents in Toddlers**

Variables	Wasting Incident				PValue
	Waste		Normal		
	n	%	n	%	
<b>Energy</b>					
Poor	239	60.05	203	53.42	0.000
Good	159	39.95	177	46.58	
<b>Total</b>	398	100	380	100	
<b>Carbohydrate</b>					
Poor	238	59.80	191	50.26	0.000
Good	160	40.20	189	49.74	
<b>Total</b>	398	100	380	100	
<b>Protein</b>					
Poor	231	58.04	167	43.95	0.000
Good	167	41.96	213	56.05	
<b>Total</b>	398	100	380	100	
<b>Fat</b>					
Poor	239	60.05	215	56.58	0.001
Good	159	39.95	165	43.42	
<b>Total</b>	398	100	380	100	
<b>Zinc</b>					
Poor	199	50.00	194	51.05	0.453
Good	199	50.00	186	48.95	
<b>Total</b>	398	100	380	100	



<b>Iron</b>					
Poor	235	59.05	190	50.00	0.550
Good	163	40.95	160	42.11	
<b>Total</b>	398	100	380	100	
<b>Vitamin C</b>					
Poor	238	59.80	218	57.37	0.250
Good	160	40.20	162	42.63	
<b>Total</b>	398	100	380	100	
<b>Growth monitoring</b>					
Not Routine	172	43.22	174	45.79	0.240
Routine	226	56.78	206	54.21	
<b>Total</b>	398	100	380	100	
<b>Immunization Status</b>					
Incomplete	167	41.96	166	43.68	0.776
Complete	231	58.04	214	56.32	
<b>Total</b>	398	100	380	100	
<b>Family Income</b>					
Low Income	227	57.04	219	57.63	0.032
High Income	171	42.96	161	42.37	
<b>Total</b>	398	100	380	100	

Table 4 displays the variables and subvariables with significant values of  $> 0.025$  in the first selection test results: food security (0.607), immunization status (0.682), zinc (0.174), iron (0.690), vitamin C consumption (0.803), growth monitoring (0.172), and family income (0.031). Therefore, calorie intake (0.006), carbohydrates (0.000), protein (0.048), and fat (0.061) were subvariables that satisfied the criteria for the multivariate analysis using multiple logistic regression tests. The subvariable that had the greatest impact on the incidence of wasting among all the independent variables was protein intake, with an OR value of 0.309 and a p-value of 0.033 ( $<0.05$ ). This means that toddlers who did not consume sufficient protein had a 0.309 chance of wasting.

**Table 4. Determinants of Wasting Incidents in Toddlers**

No.	Subvariables	Coef	SE	p (sig.)	OR	CI 95%
1.	Energy intake	-3.035	1.110	0.006	0.048	0.005 – 0.476
2.	IntakeCarbohydrate	-3.415	0.787	0.000	0.033	0.007 – 0.154
3.	Protein Intake	-1.174	0.551	0.033	0.309	0.105 – 0.911
4.	Fat Intake	-2.340	1.190	0.049	0.096	0.009 – 0.992
	Constants	11,405	2.126	0.000	89775.029	

The nutritional demand of a person can be determined by their sex. Compared to women, guys demand more energy. This is due to the fact that men engage in heavier and more physically

demanding activities than women.<sup>13</sup> During infancy and childhood, girls tend to have lower rates of poor nutritional status than boys in most developing countries including Indonesia.<sup>14</sup> In most developing nations, including Indonesia, females are less likely than boys to have poor nutritional status during infancy and childhood. According to this study, toddler boys had a higher risk of wasting than toddlers did. Of the 778 toddlers, 48.84% were normal and 51.16% wasted. The average nutritional status was -1.5801 on average, with a maximum value of -2.66. The calorie, protein, fat, carbohydrate, zinc, iron, and vitamin C intakes of the toddlers were inadequate. One of the elements crucial to raising health standards is a good nutritional status. One of the factors influencing an individual's quality of growth and development, which in turn influences the calibration of human resources, is their nutritional state. The severity of nutritional issues in young children susceptible to malnutrition typically reflects the nutritional status of the community.

Energy intake is a result of carbohydrate, protein, and fat metabolism, which are essential for growth, metabolism, and utilization of food materials and activities.<sup>15</sup> The body needs to balance energy intake with its needs, and an imbalance can lead to nutritional problems, especially with highly concentrated energy sources such as fats, oils, nuts, and seeds.<sup>16</sup> Energy is obtained from carbohydrates such as rice, tubers, and sugars. This is essential for normal body functioning. If not used, it is stored as body fat, causing weight gain. Conversely, if less energy is consumed, energy reserves decrease, causing weight loss.<sup>17</sup>

The study found that 60.05% of toddlers had insufficient energy intake, leading to a significant relationship between energy consumption and wasting, with children with insufficient energy experiencing to 2-3 times more wasting.<sup>18</sup> Toddlers with low energy intake affect the function and structure of brain development and can experience stunted growth and cognitive development.<sup>19</sup> Energy intake is also closely related to waste consumption. Energy is a nutritional requirement that must be met during growth and development of children.<sup>20</sup> In this study, many toddlers still lacked energy intake from their bodies. Therefore, researchers suggest that parents pay more attention to the food intake of toddlers. Energy can be obtained from foods that contain carbohydrates, proteins, and fat.<sup>21</sup> These include tubers, rice, corn, fish, meat, shrimp and etc.

Carbohydrates are the most dominant energy-supplying nutrients in the body because 60-80% of the energy needs are met by carbohydrates. Most of the consumed carbohydrates are converted into glucose, which can then directly supply energy to the body. If carbohydrates are consumed to meet the needs, the body does not use fat and protein reserves to produce energy. Carbohydrates function as the main source of energy in the body, and carbohydrate intake is correlated with adequacy of energy intake.<sup>22</sup> Carbohydrate intake is also closely associated with wasting. This is because based on data obtained in the field, the consumption of carbohydrates in toddlers is still very low. Thus, it can be said to have a close impact on the nutritional status of toddlers. Carbohydrates are one of the main macronutrients involved in the process of child growth and development.<sup>23</sup> Carbohydrates can be obtained from rice, corn, cassava, flour, sugar, and dietary fiber. If the toddler does not have a good appetite for staple foods such as rice, fish, and vegetables, it can be done by making processed tubers that are processed into more attractive foods, so that they are in demand by the toddler.

Protein is a nutrient that is needed for the recovery of conditions and restructuring of body tissues that do not function as a cause of organ dysfunction.<sup>24</sup> Adequate energy and protein for toddlers who need more based on their weight because part of the food intake must be provided for growth and more active energy exchange, as well as for maintaining a more optimal level of health.<sup>25</sup> Based on the results of this analysis, 58.04% of the toddlers had insufficient protein intake and experienced wasting. There was a significant relationship between protein intake and wasting

in the toddlers. This is because toddlers with sufficient protein intake have good cell building and maintenance but do not necessarily have sufficient energy. However, proteins are not the primary source of energy. Therefore, this condition causes toddlers to be wasted. The function of a protein as a building substance in muscles, bones, blood, skin, and lymph is not the main energy producer. Proteins can be broken down into energy sources if the energy supply from carbohydrates and fats is insufficient.<sup>26</sup>

Proteins influence wasting cases because the amino acids contained in proteins can be converted into fat if energy and protein intake exceeds needs, and carbohydrate intake is also sufficient. These amino acids undergo deamination, namely, breaking of the nitrogen group, which then converts the carbon group into fat and is stored. If protein intake increases, body weight also increased.<sup>27</sup> Protein intake in this study was closely related to wasting events because protein is a macronutrient that plays an important role in the growth and development process of toddlers when compared to the need for micronutrients. Protein can be obtained from livestock, which is part of the animal protein that has benefits for body health, especially in meeting the daily nutritional intake, which, of course, will also affect nutritional status.

Based on the results of the selection of independent variables that influenced the incidence of wasting, four subvariables met the requirements for multivariate analysis with multiple logistic regression tests, namely the variables of energy, carbohydrate, protein, and fat intake. Thus, it was found that of the four subvariables, one variable had the most influence, namely protein intake, with a p-value of 0.033 ( $<0.05$ ) and an OR value of 0.309, meaning that toddlers with insufficient protein intake have a 0.309 chance of experiencing wasting. This shows that the need for protein intake has a major influence on the incidence of wasting compared with other micronutrient intake subvariables. Therefore, it is recommended that the parents of toddlers pay more attention to their protein intake needs.

Energy and macronutrient intake both influence wasting incidents. However, the results of this study show that the most influential factor in wasting incidents in toddlers is protein intake. Protein in the body is a source of energy if the carbohydrates consumed are insufficient, and the recommended protein consumption is approximately 15% of the total calories consumed from protein. Other functions of proteins include the growth and maintenance of tissue, formation of essential body compounds, regulation of water balance, maintenance of neutrality (acid-base) in the body, formation of antibodies, and transport of nutritional value.<sup>28</sup> Energy plays an important role in the body of toddlers because if the body's energy needs are lacking, it will cause stunted growth and tissue damage in the body. If accompanied by a lack of protein, children will experience kwashiorkor.

Fat is the most energy-providing macronutrient, as a protector of various vital organs in the human body, and it maintains the body from body temperature. Insufficient fat intake results in low-calorie intake or energy requirements in the body. Fat is also one of the macronutrients of two types, namely fatty acids and triglycerides. Fat is dense in energy (9 kcal/g); therefore, it can maintain energy balance and body weight. Fat can also provide a medium for the absorption of fat-soluble vitamins, such as vitamins A, D, E, and K. Fat plays a role in enhancing the taste of food, so that most people like foods that contain fat. The body can form omega-6 and omega 3 fatty acids, which are essential components.<sup>29</sup> Based on the results of this study there are 60.05% toddlers with insufficient fat intake experienced wasting. There was a significant relationship between fat intake and wasting in the toddlers. Low fat intake, followed by reduced energy intake, causes changes in body tissues and impaired absorption of fat-soluble vitamins. Nutrient utilization in the body can be influenced by two factors: primary and secondary. The primary factor that

affects nutritional intake based on the composition of food consumed is not correct, while the secondary factor is nutrients that do not meet the body's needs due to disorders in the utilization of nutrients in the body. If insufficient, fat intake obtained from food results in a lack of calorie intake or energy in the process of body activity and metabolism. Lack of fat intake also reduces energy, which can cause changes in body mass and tissue and disorders in the absorption of fat-soluble vitamins. Fat intake is also closely associated with wasting. This is because based on data obtained in the field, the consumption of fat in toddlers is still very low, and toddlers experience wasting. Fat-containing foods include salmon, mackerel sardines, avocados, grains, and nuts.

Nutritional problems in children are influenced by socioeconomic factors, including family income. Income is the amount of income earned by a family in one month to meet the daily needs of family members.<sup>30</sup> As previously mentioned, the majority of households in this study had low incomes, so they were unable to provide healthy and varied food according to the balanced nutrition guidelines.

## CONCLUSION

There is a relationship between energy intake, carbohydrate intake, protein intake, fat intake, and family income, and the incidence of wasting in toddlers aged 0-59 months. The determinant variables of wasting incidence in toddlers aged 0-59 months were energy, carbohydrate, protein, and fat intake, and protein intake was the most influential on wasting incidence, with a p-value of 0.033 ( $<0.05$ ) and an OR value of 0.309.

## REFERENCES

1. Dipasquale V, Cucinotta U, Romano C. Acute malnutrition in children: Pathophysiology, clinical effects and treatment. *Nutrients*. 2020;12(8):1–9.
2. De Sanctis V, Soliman A, Alaraj N, Ahmed S, Alyafei F, Hamed N. Early and Long-term Consequences of Nutritional Stunting: From Childhood to Adulthood. *Acta Biomed*. 2021;92(1):1–11.
3. UNICEF/WHO/World bank Group. Levels and trends in child malnutrition. 2023 Editi. Reuter N, editor. Joint Child Malnutrition Estimates. WHO Library Cataloguing-in-Publication Data. 2023; 1–32.
4. Beyene SD. The impact of food insecurity on health outcomes: empirical evidence from sub-Saharan African countries. *BMC Public Health*. 2023;23(1):1–22.
5. Morales F, Montserrat-de la Paz S, Leon MJ, Rivero-Pino F. Effects of Malnutrition on the Immune System and Infection and the Role of Nutritional Strategies Regarding Improvements in Children's Health Status: A Literature Review. *Nutrients*. 2023;16(1):1–16.
6. Nounkeu CD, Dharod JM. Integrated Approach in Addressing Undernutrition in Developing Countries: A Scoping Review of Integrated Water Access, Sanitation, and Hygiene (WASH) + Nutrition Interventions. *Curr Dev Nutr*. 2021;5(7):1–12.
7. Thurstans S, Sessions N, Dolan C, Sadler K, Cichon B, Isanaka S, et al. The relationship between wasting and stunting in young children: A systematic review. *Matern Child Nutr*. 2022;18(1):1–25.
8. Galler JR, Bringas-Vega ML, Tang Q, Rabinowitz AG, Musa KI, Chai WJ, et al. Neurodevelopmental effects of childhood malnutrition: A neuroimaging perspective. *Neuroimage*. 2021;231(5):1–9.

9. de Onis M, Borghi E, Arimond M, Webb P, Croft T, Saha K, et al. Prevalence thresholds for wasting, overweight and stunting in children under 5 years. *Public Health Nutr.* 2019;22(1):175–9.
10. Maniragaba VN, Atuhaire LK, Rutayisire PC. Undernutrition among the children below five years of age in Uganda: a spatial analysis approach. *BMC Public Health.* 2023;23(1):1–17.
11. Chekol YT, Arefaynie M, Kassa AA, Alene TD, Ngusie HS. Determinants of wasting among children aged 6–59 months in North-East Ethiopia: a community-based case-control study. *BMJ Open.* 2022;12(8):1–9.
12. Bhutta ZA, Akseer N, Keats EC, Vaivada T, Baker S, Horton SE, et al. How countries can reduce child stunting at scale: lessons from exemplar countries. *Am J Clin Nutr.* 2020;112(Supplement):894S–904S.
13. Ratsavong K, van Elsacker T, Doungvichit D, Siengsounthone L, Kounnavong S, Essink D. Are dietary intake and nutritional status influenced by gender? The pattern of dietary intake in Lao PDR: a developing country. *Nutr J.* 2020;19(1):31–16.
14. Laksono AD, Wulandari RD, Amaliah N, Wisnuwardani RW. Stunting among children under two years in Indonesia: Does maternal education matter? *PLoS One.* 2022;17(7):1–11.
15. Hengist A, Davies RG, Rogers PJ, Brunstrom JM, van Loon LJC, Walhin JP, et al. Restricting sugar or carbohydrate intake does not impact physical activity level or energy intake over 24 h despite changes in substrate use: a randomised crossover study in healthy men and women. *Eur J Nutr.* 2022;62(11):921–40.
16. Wang D, Xiao H, Lyu X, Chen H, Wei F. Lipid oxidation in food science and nutritional health: A comprehensive review. *Oil Crop Science.* 2023;8(1):35–44.
17. Fonseca DC, Sala P, de Azevedo Muner Ferreira B, Reis J, Torrinhas RS, Bendavid I, et al. Body weight control and energy expenditure. *Clin Nutr Exp.* 2018;20(8):55–9.
18. Toma TM, Andargie KT, Alula RA, Kebede BM, Gujo MM. Factors associated with wasting and stunting among children aged 06–59 months in South Ari District, Southern Ethiopia: a community-based cross-sectional study. *BMC Nutr.* 2023;9(1):1–16.
19. Cunha-Rodrigues M, Rosário R, Duarte A, Silva MJ, Augusto C, Rodrigues M, et al. Neurodevelopment and Dietary Intake in Toddlers—A Cross-Sectional Study from the Healthy Children 2021 Project. *Nutrients.* 2023;15(24):1–15.
20. Mahfouz EM, Sameh Mohammed E, Alkilany SF, Abdel Rahman TA. The relationship between dietary intake and stunting among pre-school children in Upper Egypt. *Public Health Nutr.* 2022;25(8):2179–87.
21. Costa-Pinto R, Gantner D. Macronutrients, minerals, vitamins and energy. *Anaesthesia & Intensive Care Medicine.* 2020;21(3):157–61.
22. Clemente-Suárez VJ, Mielgo-Ayuso J, Martín-Rodríguez A, Ramos-Campo DJ, Redondo-Flórez L, Tornero-Aguilera JF. The Burden of Carbohydrates in Health and Disease. *Nutrients.* 2022;14(18):1–28.
23. Elisanti AD, Jayanti RD, Amareta DI, Ardianto ET, Wikurendra EA. Macronutrient intake in stunted and non-stunted toddlers in Jember, Indonesia. *J Public Health Res.* 2023;12(3):1–6.
24. Saavedra JM, Prentice AM. Nutrition in school-age children: a rationale for revisiting priorities. *Nutr Rev.* 2023;81(7):823–43.
25. Galler JR, Bringas-Vega ML, Tang Q, Rabinowitz AG, Musa KI, Chai WJ, et al. Neurodevelopmental effects of childhood malnutrition: A neuroimaging perspective. *Neuroimage.* 2021;231(5):1–9.

- ## 2. Review

Journal of Public Health and Development

[Back to Submissions](#)

Submission

Review

Copyediting

Round 1

Round 2

Round 1 Status

All reviewers have responded and a decision is needed.

Notifications

<a href="#">[J Public Hlth Dev] Editor Decision</a>	2024-11-11 06:43 PM
<a href="#">[J Public Hlth Dev] Editor Decision</a>	2024-12-05 06:46 PM

Reviewer's Attachments

Q Search

1221711	<a href="#">j+public+hlth+dev-review-assignment-273691-Article+Text-1204836.docx</a>	November 11, 2024
1221934	<a href="#">Reviewer comment 2.docx</a>	November 11, 2024

Revisions

The author has seen the files.

Q Search

Upload File

1223783	<a href="#">Manuscript.docx</a>	November 18, 2024	Article Text
1223784	<a href="#">Responses of Reviewer 1 Comments.docx</a>	November 18, 2024	Article Text
1223786	<a href="#">Editing Certificate.pdf</a>	November 18, 2024	Other

Journal of Public Health and Development

[Home](#)
[About](#)
[Contact](#)

[Home](#)
[About](#)
[Contact](#)

[Privacy policy](#)

Journal of Public Health and Development

Back to Submissions

Reviewer's Attachments

1221711

+public+hlth+dev-review-assignment-273691-Article+Text-1204836.docx

November 11, 2024

1221934

Reviwer comment 2.docx

November 11, 2024

Revisions

The author has seen the files.

1223783

Manuscript.docx

November 18, 2024

Article Text

1223784

Responses of Reviewer 1 Comments.docx

November 18, 2024

Article Text

1223786

Editing Certificate.pdf

November 18, 2024

Other

1223788

Responses of Reviewer 2 Comments.docx

November 18, 2024

Article Text

Review Discussions

Add discussion

Name	From	Last Reply	Replies	Closed
No Items				

Privacy policy

Journal of Public Health and Development

Back to Submissions

Workflow

Submiss

Round 1

Round 2

Round 3

Round 4

Round 5

Round 6

Round 7

Round 8

Round 9

Round 10

Round 11

Round 12

Round 13

Round 14

Round 15

Round 16

Round 17

Round 18

Round 19

Round 20

Round 21

Round 22

Round 23

Round 24

Round 25

Round 26

Round 27

Round 28

Round 29

Round 30

Round 31

Round 32

Round 33

Round 34

Round 35

Round 36

Round 37

Round 38

Round 39

Round 40

Round 41

Round 42

Round 43

Round 44

Round 45

Round 46

Round 47

Round 48

Round 49

Round 50

Round 51

Round 52

Round 53

Round 54

Round 55

Round 56

Round 57

Round 58

Round 59

Round 60

Round 61

Round 62

Round 63

Round 64

Round 65

Round 66

Round 67

Round 68

Round 69

Round 70

Round 71

Round 72

Round 73

Round 74

Round 75

Round 76

Round 77

Round 78

Round 79

Round 80

Round 81

Round 82

Round 83

Round 84

Round 85

Round 86

Round 87

Round 88

Round 89

Round 90

Round 91

Round 92

Round 93

Round 94

Round 95

Round 96

Round 97

Round 98

Round 99

Round 100

Notifications

Review

Public Hlth Dev] Editor Decision

2024-11-11 06:43 PM

Syarfaini Syarfaini, Syamsul Alam, Rezki Nurfatmi:

We have reached a decision regarding your submission to Journal of Public Health and Development, "Determinants of Wasting in Toddlers Aged 0-59 Months in South Sulawesi Province, Indonesia".

Our decision is: Revisions Required

Please note that all revised manuscripts will be evaluated for changes made. Please use red font or highlights to indicate the revised portions of your manuscript. The revised manuscript should also be accompanied by a summary of your responses to the reviewers' comments, item by item.

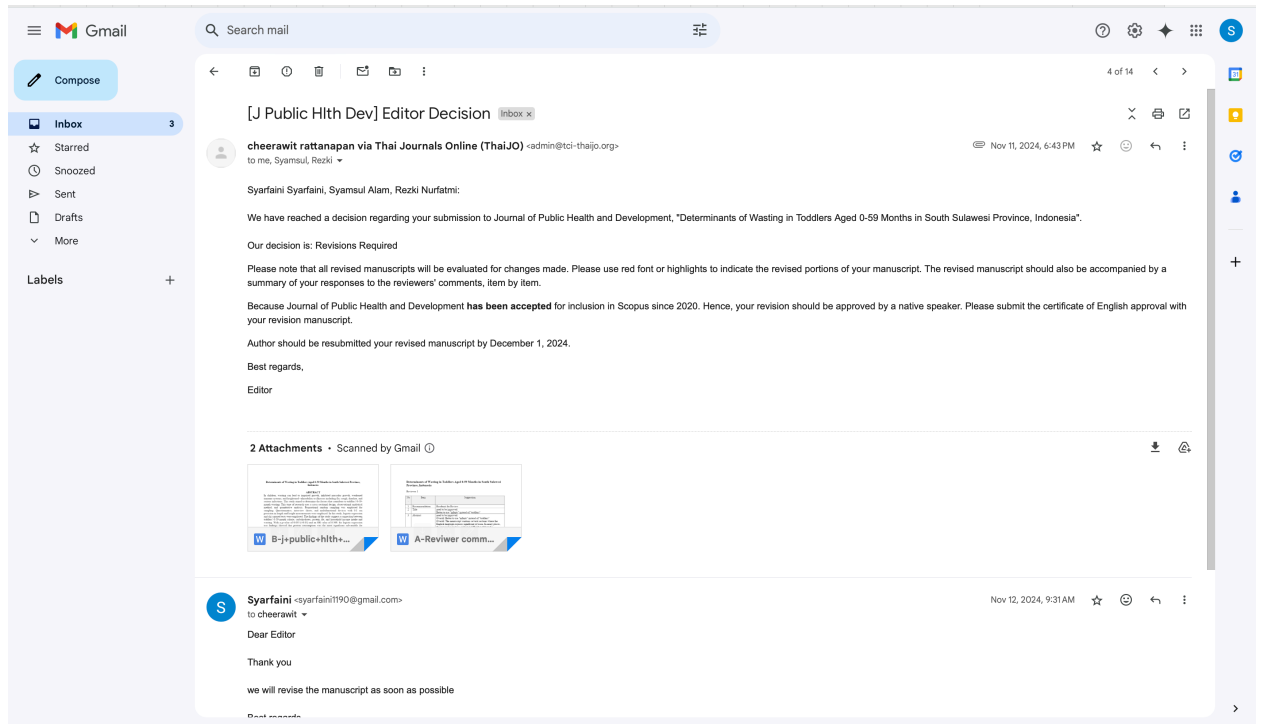
Because Journal of Public Health and Development **has been accepted** for inclusion in Scopus since 2020. Hence, your revision should be approved by a native speaker. Please submit the certificate of English approval with your revision manuscript.

Author should be resubmitted your revised manuscript by December 1, 2024.

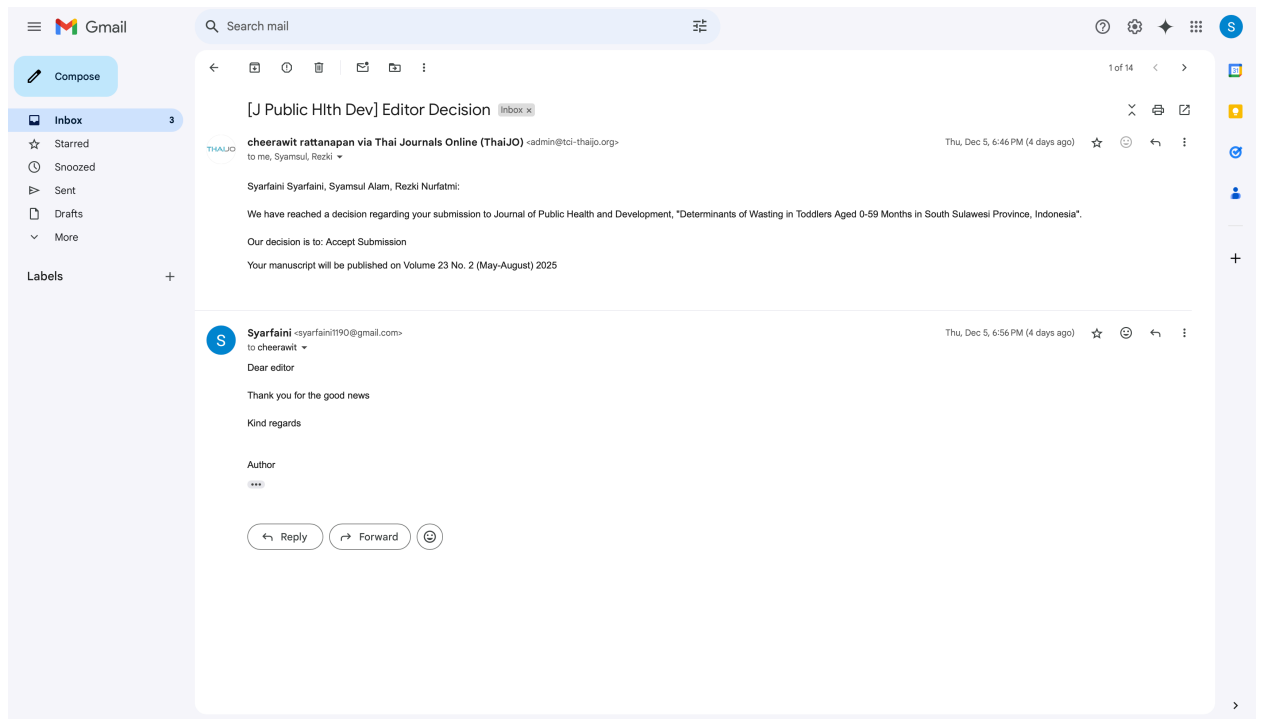
Best regards,

Editor

Privacy policy



## Accepted





x

2024-12-05 06:46 PM

We have reached a decision regarding your submission to Journal of Public Health and Development, "Determinants of Wasting in Toddlers Aged 0-59 Months in South Sulawesi Province, Indonesia".

Your manuscript will be published on Volume 23 No. 2 (May-August) 2025

Submission accepted.

[J Public Hlth Dev] Editor Decision

2024-11-11 06:43 PM

2024-12-05 06:46 PM

 Search

No Files

Q Search

No Files

## Add discussion