

**DEVELOPING TEACHER'S BOOK BASED ON INQUIRY LEARNING MODEL
OF WHEN I WAS A CHILD UNIT FOR THE EIGHTH GRADE STUDENTS
OF ISLAMIC BOARDING SCHOOL ABNAUL AMIR GOWA**



A THESIS

Submitted in Partial Fulfillment of the Requirements for the Degree of
Sarjana Pendidikan in English Education Department of Tarbiyah and
Teacher Training Faculty of UIN Alauddin Makassar

By

ANDI MUSLIHAH SAIFULLAH
Reg.Number: 20400121050

**ENGLISH EDUCATION DEPARTMENT
TARBIYAH AND TEACHER TRAINING FACULTY
UNIVERSITAS ISLAM NEGERI ALAUDDIN MAKASSAR
2025**

PERNYATAAN KEASLIAN SKRIPSI

Mahasiswa yang bertanda tangan dibawah ini:

Nama	: Andi Muslihah Saifullah
Nim	: 20400121050
Tempat/Tgl Lahir	: Sinjai/15 April 2003
Jurusan/Prodi/Konsentrasi	: Pendidikan Bahasa Inggris
Fakultas/Program	: Tarbiyah dan Keguruan
Alamat	: Dusun Kampala, Kelurahan Kampala, Kecamatan Sinjai Timur
Judul	: Developing Teacher's Book Based on Inquiry Learning Model of When I was a Child Unit for the Eighth Grade Students of Islamic Boarding School Abnaul Amir Gowa

Menyatakan dengan sesungguhnya dan penuh kesadaran bahwa skripsi ini benar adalah hasil karya sendiri. Jika di kemudian hari terbukti bahwa ia merupakan duplikat, tiruan, plagiat, atau dibuat oleh orang lain, sebagian atau seluruhnya, maka skripsi dan gelar yang diperoleh karenanya batal demi hukum.

Samata-Gowa, 20 Agustus 2025

Penyusun



Andi Muslihah Saifullah
NIM 20400121050

PENGESAHAN SKRIPSI

Skripsi berjudul **"Developing Teacher's Book Based on Inquiry Learning Model of When I was a Child Unit for the Eighth Grade Students of Islamic Boarding School Abnauul Amir Gowa"**, yang disusun oleh Saudari Andi Muslihah Saifuliah, NIM: 20400121050, mahasiswi Program Studi Pendidikan Bahasa Inggris Fakultas Tarbiyah dan Keguruan UIN Alauddin Makassar, telah diuji dan dipertahankan dalam sidang Ujian Skripsi (Munaqasyah) yang diselenggarakan pada hari Senin, tanggal 11 Agustus 2025 M. bertepatan dengan tanggal 17 Safar 1447 H, dinyatakan telah dapat diterima sebagai salah satu syarat untuk memperoleh gelar Sarjana Pendidikan pada Jurusan Pendidikan Bahasa Inggris dengan beberapa perbaikan.

Samata-Gowa, 20 Agustus 2025

DEWAN PENGUJI:

Nomor SK 3611 Tahun 2025

Ketua Sidang : Dr. Sitti Nurpahmi, S.Pd., M.Pd.
Sekretaris Sidang : Nur Aliyah Nur, M.Pd.
DEWAN PENGUJI :
Penguji I : Indah Fadhilah Rahman, M.Hum.
Penguji II : Multazam Abubakar, M.Hum.
Pembimbing I : Prof. Dr. Hj. Mardiana, M.Hum.
Pembimbing II : Andi Asmawati, S.Pd., M.Pd.

()
()
()
()
()
()

Disahkan Oleh:

Dekan FTK UIN Alauddin Makassar,

()

Dr. H. Andi Achruh, M.Pd.

NIP. 196609081994031002

ACKNOWLEDGEMENT

بِسْمِ اللَّهِ الرَّحْمَنِ الرَّحِيمِ

Alhamdulillahirabbil 'alamin, all praise and gratitude be to *Allah Subhanahu Wa Ta'ala*, the Lord of the universe, who has bestowed mercy, guidance, direction, and strength throughout the process of preparing this thesis. May blessings and peace always be upon our noble Prophet, Muhammad *Sallallahu Alaihi Wa Sallam*, who has led humanity from the era of ignorance to an era of enlightenment, rich in knowledge, as we experience today. This thesis is submitted as a partial fulfillment of the requirements to obtain a Bachelor's degree (S1) in English Education Department, Tarbiyah and Teacher Training Faculty, at Universitas Islam Negeri Alauddin Makassar. The title of this thesis is **“Developing Teacher’s Book Based on Inquiry Learning Model of When I Was a Child Unit for the Eighth Grade Students of Islamic Boarding School Abnau Amir Gowa”**

The researcher acknowledges that there were many challenges and obstacles in writing this thesis. However, with the support, guidance, encouragement, and direction from various parties, these difficulties were successfully overcome. The researcher extends the deepest appreciation to beloved parents, **A. Saifullah, S.Sos.**, and **A. Dahlia Nur, S.Pd.**, for their unwavering moral support, prayers, and unconditional love. Their presence and affection have been a constant source of inspiration throughout this journey.

Furthermore, on this occasion, the researcher would like to express the deepest gratitude and highest appreciation to all parties who have guided and supported the researcher by providing direction, corrections, suggestions, advice, and invaluable assistance throughout the preparation of this thesis.

With utmost sincerity, the researcher extends heartfelt thanks to:

1. The Rector of UIN Alauddin Makassar, **Prof. H. Hamdan Juhanis, M.A., Ph.D.**, for providing an academic home with all necessary facilities throughout the researcher's study process, as well as for all his services.
2. The Dean of Tarbiyah and Teacher Training Faculty, **Dr. H. Andi Achruh, M.Pd.I.**, for the generosity and assistance during the researcher's study, and all his services.
3. The Head and secretary of English Education Department, **Dr. St. Nurpahmi, S.Pd., M.Pd.**, and **Nur Aliyah Nur, M.Pd.**, as well all lecturers and the administration staff, who have been an incredible and significant source of inspiration for the researcher. Thank you for the extraordinary lessons and all the support throughout the researcher's studies at this university.
4. The first and second consultants **Prof. Dr. Hj. Mardiana, M.Hum.**, and **Andi Asmawati, S.Pd., M.Pd.**, for their expert support and dedication in spending a great deal of time correcting, helping, advising, and allowing the researcher to conduct the research with pleasure.

5. The examiners of the researcher, **Indah Fadhilah Rahman, M.Hum.,** and **Multazam Abubakar, M.Hum.,** who gave the researcher much thought in improving the final result of this thesis.
6. The headmaster and teachers of Islamic Boarding School Abnaul Amir Gowa, who have allowed to conduct research in the school environment.
7. The researcher's siblings, **Andi Mahyuddin Saifullah** and **Andi Mamminasa Saifullah,** along with the entire family that the researcher cannot mention one by one. Thank you for unwavering support, sincere prayers and unconditional love, which have been a source of strength and motivation for the researcher in completing this thesis.
8. The researcher's R&D team, who are also my dear friends, namely **Mutmainna, Irmayanti, Nurhayana, Putri Jamilah, Mar'atun Wajihah, and Iin Andriani,** have always been there through thick and thin, constantly supporting and reminding each other about our thesis work. Thank you so much for the togetherness we have shared from the beginning of our studies until the completion of this research.
9. To the researcher's classmates **PBI B 2021 (MUZEKE),** thank you for the meaningful companionship and the support you have provided during my time in college.

10. To **SPP** friends (Isra, Fitri, Ira, Indah, Nisa, Murni, Syifa, Sari and Nuri)
Thank you for your support, motivation, and camaraderie since high school.
11. To members of the **New Generation Club** (NGC), thank you for instilling the values of togetherness and solidarity. The experiences and lessons they have shared inspired and encouraged researcher to continue learning and growing throughout the preparation of this thesis.
12. Last but not least, to myself, **Andi Muslihah Saifullah**. Thank you for the perseverance, patience, and unwavering spirit in completing the process that was started, and finally being able to finish this writing with unwavering confidence.

Samata, August 20, 2025
The Researcher

A handwritten signature in black ink, appearing to read 'Andi Muslihah Saifullah', with a large, stylized initial 'A'.

Andi Muslihah Saifullah
20400121050

TABLE OF CONTENTS

PERNYATAAN KEASLIAN SKRIPSI	ii
PENGESAHAN SKRIPSI.....	iii
ACKNOWLEDGEMENT	iv
TABLE OF CONTENTS.....	viii
LIST OF TABLES	x
LIST OF FIGURES	xi
LIST OF APPENDICES	xiii
ABSTRACT	xiv
CHAPTER I INTRODUCTION	1
A. Research Background	1
B. Research Focus and Description	5
C. Research Questions.....	8
D. Previous Studies.....	9
E. Research Objectives and Significances	12
F. Product Specifications	14
CHAPTER II LITERATURE REVIEW	15
A. Research and Development.....	15
B. English Language Teaching (ELT)	15
C. Teacher's Book.....	16
D. Student's Book.....	21
E. Learning Model	22
F. Inquiry Learning Model.....	23
G. English Topic.....	30
H. Conceptual Framework.....	31
CHAPTER III RESEARCH METHODOLOGY	36
A. Research Types and Location	36
B. Research Approach	36

C. Research and Development Design.....	37
D. Data Sources.....	38
E. Data Collection Procedures	39
F. Research Instruments.....	41
G. Data Processing and Analysis Techniques.....	42
CHAPTER IV RESEARCH RESULT AND DISCUSSION	46
A. The Result of Analysis Phase	46
B. The Result of Design Phase.....	58
C. The Result of Development Phase	67
D. The Result of Evaluation Phase.....	73
CHAPTER V CONCLUSION	101
A. Conclusion.....	101
B. Implication of Research.....	102
BIBLIOGRAPHY.....	104
APPENDICES.....	108
CURRICULUM VITAE.....	202

LIST OF TABLES

Table 3. 1 Level of Validity	45
Table 4. 1 The Result of Student's Questionnaires.....	46
Table 4. 2 The Result of Teacher's Interview	50
Table 4. 3 The Result of Syllabus Design.....	66
Table 4. 4 Validator's Suggestions on the Developed Teacher's Book	73
Table 4. 5 Content Feasibility.....	74
Table 4. 6 Presentation Feasibility.....	78
Table 4. 7 Language Feasibility	81

LIST OF FIGURES

Figure 2. 1	Conceptual Framework	35
Figure 3. 1	Validation Checklist.....	45
Figure 4. 1	Cover Before Development.....	68
Figure 4. 2	Cover After Development	68
Figure 4. 3	Basic Competencies Before Development.....	69
Figure 4. 4	Core Competencies After Development	69
Figure 4. 5	Basic Competencies After Development	69
Figure 4. 6	Orientation Before Development.....	70
Figure 4. 7	Orientation After Development	70
Figure 4. 8	Formulating Problem After Development.....	70
Figure 4. 9	Answer Key Before Development.....	71
Figure 4. 10	Answer Key After Development.....	71
Figure 4. 11	Scoring Rubric Development.....	71
Figure 4. 12	Modul Cover	83
Figure 4. 13	Core Competencies	85
Figure 4. 14	Basic Competencies	86
Figure 4. 15	Orientation Before Revision	88
Figure 4. 16	Orientation After Revision.....	88
Figure 4. 17	Formulating Problem Before Revision.....	90
Figure 4. 18	Formulating Problem After Revision	90
Figure 4. 19	Formulating Hypothesis Before Revision	93
Figure 4. 20	Answer Key Before Revision	93
Figure 4. 21	Formulating Hypothesis After Revision	93
Figure 4. 22	Collecting Information Before Revision.....	95
Figure 4. 23	Answer Key Before Revision	95
Figure 4. 24	Collecting Information After Revision.....	95
Figure 4. 25	Testing Hypothesis Before Revision	97
Figure 4. 26	Answer Key Before Revision	97

Figure 4. 27	Testing Hypothesis After Revision.....	97
Figure 4. 28	Formulating Conclusion Before Revision.....	99
Figure 4. 29	Formulating Conclusion After Revision.....	99

LIST OF APPENDICES

APPENDIX I	Interview Guideliness for Teacher	109
APPENDIX II	Interview Transcript.....	111
APPENDIX III	The Results of Interview' Data Processing.....	114
APPENDIX IV	Syllabus Design	117
APPENDIX V	Validation Sheet.....	145
APPENDIX VI	Existing Teacher's Book Unit X When I was a Child.....	163
APPENDIX VII	The Developed Module.....	167
APPENDIX VIII	Documentation.....	201

ABSTRACT

Title : Developing Teacher's Book Based on Inquiry Learning Model of When I Was a Child Unit for the Eighth Grade Students of Islamic Boarding School Abnaul Amir Gowa
Researcher : Andi Muslihah Saifullah
Consultant I : Prof. Dr. Hj. Mardiana, M.Hum.
Consultant II : Andi Asmawati S.Pd., M.Pd.

This research aims to develop an English Teacher's Book for eighth-grade teachers, focusing on Chapter X, "When I was a Child," at Islamic Boarding School Abnaul Amir Gowa, based on the 2013 curriculum, using an inquiry learning model.

This research employs the Research and Development (R&D) method, with the ADDIE model as the instructional design framework. In the analysis stage, the researcher interviewed the eighth-grade English teacher at Islamic Boarding School Abnaul Amir Gowa to assess the needs. The syllabus that was created in the design stage includes indicators and an inquiry-based learning model. The development of the Teacher's Book follows the stages of inquiry learning: orientation, formulating a problem, formulating a hypothesis, collecting information, testing the hypothesis, and formulating a conclusion.

The teacher's book was validated based on the aspects of textbook eligibility proposed by *Badan Standar Nasional Pendidikan* (BSNP). According to the validators, the Teacher's book was valid for Content Feasibility with a score of 3.82, Presentation Feasibility with a score of 3.81, and Language Feasibility received a score of 3.86. After several evaluations and improvements, the results show that the Teacher's book is valid and eligible.

After undergone expert material validation, the Teacher's book that developed is presently suitable for supplementary use. However, further research is needed to evaluate its effectiveness in the real-world classroom.

CHAPTER I

INTRODUCTION

A. Research Background

Education and human life have an inseparable relationship. It cannot be denied that education has become ingrained in modern life. Education is an important component of life itself, which functions both as a symptom and as an effort to humanize humans. The importance of education for people is to enable them to acquire the knowledge necessary for survival. A person's ability to survive in the world depends on his knowledge because without knowledge, humanity, culture, and the global order will collapse. A good and quality generation will be produced by good education, so good education has a significant role in a nation's success in facing global challenges in the future. By paying attention to important elements that facilitate instruction and learning activities, education quality can be raised.

To recognize the inheritance of culture from one generation to the next, education is a deliberate effort. Education is also seen as a human effort to support the development of a person's physical and spiritual potential, following social norms and values (Rahman et al., 2022). Education has existed since time immemorial because it is nothing more than a process of personal interaction with other subjects, including other people, society, and the environment. Thus, education will enable students to fulfill their curiosity and pursue learning in all its forms (Rahmat, 2013).

From the perspective of Islam, everyone is advised to pursue science since those with greater knowledge will be positioned higher. Allah stated in the holy Qur'an *Al-Mujadalah (58): 11* :

يَرْفَعُ اللَّهُ الَّذِينَ آمَنُوا مِنْكُمْ وَالَّذِينَ أُوتُوا الْعِلْمَ دَرَجَاتٍ وَاللَّهُ بِمَا تَعْمَلُونَ خَبِيرٌ

Meaning :

"...Allah will raise those who have believed among you and those who were given knowledge, by degrees. And Allah is Acquainted with what you do."

According to this verse, Allah will raise the status of individuals who believe, follow, and obey Him, follow His commandments, refrain from His prohibitions, strive to foster a sense of peace, security, and calm in society, as well as educated individuals who use their knowledge to support the word of Allah. This verse makes it clear that those who believe and possess knowledge have the highest status in Allah's sight.

The 2013 curriculum was officially implemented in all schools throughout Indonesia in 2018. This curriculum is not much different from the Education Unit Level Curriculum (KTSP), the 2013 curriculum focuses more on student character without ignoring student academics, but KTSP focuses more on academics. student. In the 2013 Curriculum, two books are used: the teacher's book and the student's book. The teacher's manual is aligned with the 2013 curriculum requirements and contains scientifically based teaching directions for the class. On the other hand, student books are books that are written specifically for students and function as guides for education that aim to help

students acquire certain abilities. If schools follow comprehensive guidelines, they can achieve their educational goals.

MTs Abnaul Amir Gowa is a school that still uses K-13. Based on previous research, student books used in class need to be simplified with an inquiry learning paradigm because they are still difficult to understand. In teaching, inquiry is an approach that allows students to ask, examine, or investigate problems systematically, critically, logically, and analytically. This allows students to formulate material according to their wishes (Andrini, 2016). According to Trna et al., (2012), the inquiry learning model is a type of learning where students are required to solve problems through independent investigation activities that improve their skills and knowledge. Inquiry learning encourages students to ask questions and experiment independently while learning. In this model, students conduct research independently and ask questions to find information. Inquiry learning approaches, a question is posed, and the learner uses critical and analytical thinking skills to seek and identify the solution, according to Sanjaya (2008). The discussion above leads to the conclusion that the Inquiry method is a pedagogical strategy in which students are encouraged to learn by actively participating in ideas and principles, while teachers urge students to participate in activities and experiments that allow them to find these principles for themselves.

Because there are student books that have been successfully created and developed by previous researcher, future researcher are interested in continuing to develop teacher books as a complement to any material in

student books. This Teacher's Guidebook is equipped with several learning scenarios in various learning alternatives accompanied by learning tools in the form of lesson plans with various learning methods and models, learning media, student worksheets, student worksheet answer keys, learning materials, assessment instruments, and assessment rubrics. This aims to make it easier for educators with teaching materials to understand the learning material in depth, and make teaching easier.

The English textbook "*Bahasa Inggris: When English Rings a Bell*" is an English textbook produced by the Ministry of Education and Culture in connection with the implementation of K-13. To make it easier for students and teachers to understand texts and present information, ideas, thoughts, and feelings in an easy-to-understand textual format, the government in this case provides English language material in the English textbook "*Bahasa Inggris: When English Rings a Bell*". This text emphasizes the type, rules, and context of the text. However, there are still problems that arise, such as teachers who do not understand the instructions in the book. However, the research results display that the English textbook "*Bahasa Inggris: When English Rings a Bell*" can generally be classified as a good English textbook based on BSNP criteria. However, in reality, many teachers are unable to implement teacher books in classroom learning, because there is a lack of teaching materials, so teacher books are only used as a formality.

Based upon the description above, it is necessary to develop a teacher's book as additional material for teacher class VIII MTs Abnaul Amir Gowa

Islamic Boarding School. Therefore, the researcher intends to conduct further research to complement previous research by “Developing a Teacher’s Book Based on Inquiry Learning Model of When I Was a Child Unit for the Eighth-Grade Students of Islamic Boarding School Abnaul Amir Gowa.”

B. *Research Focus and Description*

1. Research Focus

This research focused on the developing of a teacher's book in the English textbook “*Bahasa Inggris: When English Rings a Bell*” for Junior High School Class VIII, which applies to the 2013 curriculum. The material to be developed in this textbook is chapter X, 'When I Was a Child,' and the content is structured according to an inquiry-based learning model that emphasizes student activities in the classroom. To achieve the desired results in this research, the researcher employed the ADDIE model, which comprises five stages. The five stages in the model used are analysis, design, development, implementation, and evaluation. However, the scope of this research is limited to analysis, design, development, and evaluation.

2. Research Description

The definition of key terms changes the interpretation of several keywords related to this research based on the researcher's understanding. The definitions are meant to be understandable and specific.

a. Developing

Developing is a scientific process that aims to create new products tailored to specific needs. This is achieved through the stages of needs identification, product development, and product validation. These new products are then systematically field-tested to ensure their quality, effectiveness, and efficiency meet established standards. In this research, the researcher developed an English teacher's book using the inquiry learning model.

b. ELT Material

ELT or English Language Teaching refers to the process of teaching and learning English for individuals who are not native speakers. The main goal of ELT itself is to help students develop English Language skills that include speaking, listening, reading, and writing. Its primary goal is to equip students with comprehensive English language skills, encompassing speaking, listening, reading, and writing abilities.

c. Teacher's Book

Teacher's Book is a resource or material specifically designed to assist teachers in the classroom teaching process. This book was created by the publisher at the same time as the student book and focuses on providing guidelines, teaching strategies, answers to exercises, suggestions for adapting learning to suit student needs, as well as additional information that supports teachers in managing the class and delivering lesson material.

d. Student's Book

A student book is a book specifically designed to be used by students as a guide in learning. It contains detailed and clear material. Student books usually cover a variety of topics following a particular curriculum and level of education and are equipped with text, exercises, and activities that help students understand the material in more depth.

e. Learning Model

The learning model is a contextual framework that describes systematic ways of organizing learning experiences to achieve certain learning objectives and becomes a guide for lesson planners and teachers in planning and implementing learning activities. The goal is a set of teaching and learning processes from start to finish, dealing with teacher and student activities in a particular curriculum with the help of special teaching materials and interactions between teachers and students between teaching materials.

f. Inquiry Learning Model

A learning model known as inquiry-based learning equips students to perform experiments in order to develop their critical thinking skills and discover solutions to a given problem. The inquiry learning model emphasizes the discovery and understanding process through investigative and exploratory activities. In this model, the teacher helps students find answers to their questions. Centered in this case means directed to be more active in the learning process, looking for answers or solving a problem using all existing learning media, both individually and in groups.

g. English Topic “When I Was a Child”

This research focused on developed material with an inquiry model on past-tense topics. This topic is the content of the material discussed in Chapter X, When I Was a Child in the English textbook "*Bahasa Inggris: When English Rings a Bell*". This chapter contains material about: students expressing circumstances, activities, and past events in the past tense, and to communicate states and events in the past in order to share information with others.

C. Research Questions.

Based on the background of this research, how to develop the teacher's book based on Inquiry Learning Model of "When I Was a Child Unit" is the main problem of this research. Therefore, the sub-problems of this research are :

1. What are the teacher's needs of When I Was a Child Unit for the Eighth-Grade Students of Islamic Boarding School Abnaul Amir Gowa based on the Inquiry learning model?
2. How is the design of the teacher's book of When I Was a Child Unit for the Eighth-Grade Students of Islamic Boarding School Abnaul Amir based on the Inquiry learning model?
3. How is the development of the teacher's book of When I Was a Child Unit for the Eighth-Grade Students of Islamic Boarding School Abnaul Amir Gowa based on the inquiry learning model?

4. How are the evaluation results of the teacher's book of When I Was a Child Unit for the Eighth-Grade Students of Islamic Boarding School Abnau Amir based on the inquiry learning model?

D. *Previous Studies*

Several studies have been conducted research that related to developing a teacher's book based on the inquiry learning model. In this part, the researcher cites some previous research findings as a source of information.

The first research was conducted by Fadilla & Usmeldi (2020), which focuses on a Preliminary study for the development of teacher's books oriented research-based learning on science lessons in Junior High School. Her research shows that the ability of teachers to prepare the learning is still low, so the performance of teachers in teaching was not optimal. Therefore important to develop the teacher's book-oriented research-based learning as a guide for teachers in teaching.

The second study comes from Helfira et al., (2020), which focused on the Validity of integrated science teachers' books with the themes of blood fluid using integrated connected type learning in the 21st century. The validation process was carried out at the development stage, and the research used the Plomp development model. A validation questionnaire is used to obtain data validity. Data were evaluated using a Likert scale, and validation values were calculated using the Aiken formula. The results of the validation analysis produced were teacher's books that met valid standards. Based on the results of the analysis, it is possible to conclude that science teacher books

integrate the topic of blood fluid through learning connected types of skills that are integrated into the twenty-first century and are worthy of being used in the learning process.

The third was conducted by Harahap et al.,(2023), which focused on The Effect of the Inquiry Teaching Method on Students' Vocabulary Achievement. This research shows that after receiving treatment, the average student score was 80.55. Using the statistical analysis, the researcher found that the t-table was 2.05 while the calculated t-value was 28.80. The calculation coefficient of determination was 0.84, which means the Inquiry teaching method had an effect of 84% on students' vocabulary achievement. The results of the data analysis show that there is a significant influence between the use of the inquiry method and vocabulary mastery of students. It can be concluded that the alternative hypothesis is accepted and this learning method can be applied in the classroom to improve students' vocabulary achievement.

The fourth study is proposed by Amir et al.,(2019) under the title "Developing Inquiry Learning Model-Based ELT Materials for the Seventh Grade of Junior High School" This research aims to improve English language material for students in class VII, especially at the basic level of abilities 3.7, 4.7, and 3.8, and 4.8 at MT Madani Pao-Pao, which is based on the 2013 curriculum, which is supported by the inquiry learning model and using HOTS characteristics in the resulting indicators. In this study, the research design was Research and Development (R&D), and the development model was ADDIE. The results showed that basic competency 3.7& 4.7 and basic

competencies 3.8& 4.8 were relevant to be taught to students in seventh grade of Junior High School as subjects in English for them.

The fifth research was conducted by Sutiani, et al.,(2021), which focused on the Implementation of an Inquiry Learning Model with Science Literacy to Improve Student Critical Thinking Skills. The study's findings demonstrated that a standard inquiry learning model with science literacy has been created for the topic of chemical kinetics, with a very good feasibility rating ($M = 3.60 \pm 0.06$). It has been demonstrated that incorporating the established learning model into teaching and learning activities can enhance students' critical thinking abilities. When students earn between 72 and 97 percent, their thinking skills are categorized as very good.

Based on the results of previous studies, the researcher can describe the similarities and differences between this study and previous studies. In terms of similarities, the problem of developing a teacher's book, particularly in terms of teaching-learning materials and inquiry learning. In terms of differences, this study includes developing a teacher's book based on the Inquiry learning model as a guide for teachers in teaching English.

This research was conducted at the junior high school level, especially at the eighth-grade Islamic boarding school Abnaul Amir Gowa. In addition, related to this research focuses on the Developing Teacher's Book Based on Inquiry Learning Model.

E. *Research Objectives and Significances*

Related to the problem statements above, this research aims to develop a teacher's book for the eighth-grade students of Islamic Boarding School Abnaul Amir Gowa based on the Inquiry learning model. The particular objectives of this research are :

1. To analyze the teacher's needs of When I Was a Child Unit for the Eighth-Grade Students of Islamic Boarding School Abnaul Amir based on the Inquiry learning model.
2. To design teacher's book of When I Was a Child Unit for the Eighth-Grade Students of Islamic Boarding School Abnaul Amir based on the Inquiry learning model.
3. To develop teacher's book of When I Was a Child Unit for the Eighth-Grade Students of Islamic Boarding School Abnaul Amir based on the Inquiry learning model.
4. To find out the evaluation result of the teacher's book of When I Was a Child Unit for the Eighth-Grade Students of Islamic Boarding School Abnaul Amir Gowa based on the Inquiry learning model.

Based on the objectives to be achieved, the expected benefits to be obtained from this development are:

1. Theoretical Significance

The theoretical significance of this research can be a contribution to teacher's books, especially for eighth-grade students of the Islamic boarding school Abnaul Amir Gowa. Furthermore, the findings can be used as a

reference for future research. In practice, this teacher's book may be utilized as a teaching alternative to help the learning process for these students.

Understanding of the development of the teacher's book using inquiry learning models. Readers can also understand what RnD research means and the process. It also becomes a source of theory for other researchers interested in conducting relevant research.

2. Practical Significance

The benefits of the products from this research were obtained by teachers, students, and researchers, especially in the eighth-grade student at Islamic boarding School Abnaul Amir Gowa.

a) For English Teachers

Through this research product, teachers are expected to easily use it as a reference to determine methods in the teaching process, especially in English subjects. Furthermore, the teachers have to be a facilitator and innovate in teaching students.

b) For Students

Through this research product, students are expected to have high motivation to learn because there is an interesting presentation of learning material by the teacher.

c) Future Researcher

For future researchers, this study provides additional information who wish to research related fields.

F. *Product Specifications*

1. The target of this study is the English Teacher from the Islamic Boarding School Abnaul Amir Gowa
2. The developed teacher's book refers to the inquiry learning model-based student book and the teacher's book 'When English Rings a Bell'
3. This book was developed in accordance with the stages outlined in the EDDIE Model
4. The developed teacher's book contains instructions that are in line with the student book for class VIII, Islamic Boarding School Abnaul Amir Gowa that has been developed by a previous researcher.

CHAPTER II

LITERATURE REVIEW

A. Research and Development

Research and development (R&D) is an important process in creating innovation and progress in various areas of life. Where research and development can help improve learning methods and the quality of education. According to Gay (2009) research and development is the process of identifying customer needs and then developing products to meet these needs. The research and development process consists of several steps: finding research relevant to the product to be developed, developing the product, field testing it for use, and revising deficiencies (Gall et al., 2003). A research methodology called research and development (R&D) is used to create or validate products that are used in learning and education. This description leads one to the conclusion that research and development is a research methodology that attempts to generate specific products and evaluate the applicability and validity of those products.

B. English Language Teaching (ELT)

English language teaching (ELT) refers to the process of teaching and learning English as a second or foreign language to people who do not speak the language as their mother tongue. The main goal of ELT itself is to help students develop English language skills that include speaking, listening, reading, and writing in English. Teaching methods may vary depending on the

context, the ability level of the students, and the desired learning objectives. According to Richards and Rodgers in their book *Approaches and Methods in Language Teaching*, English Language Teaching (ELT) is the process of teaching English to those who do not speak the language as their first language. They define ELT as "the teaching and learning of English to those who use or will use this language as a second or foreign language".

C. *Teacher's Book*

In the implementation of the 2013 curriculum, the use of teacher books and student books became mandatory books throughout Indonesia. The Ministry of Education and Culture explains that the Teacher's Book is a guidebook for teachers in carrying out classroom learning which contains learning steps designed using a scientific approach following the demands of the 2013 curriculum. A teacher's book is a collection of instructional materials that address the curriculum's content that students must master through learning activities. The materials are arranged in a methodical way to foster a learning environment (Devirita et al., 2021).

The teacher's book learning concepts should be in line with the pertinent curriculum when it comes to the learning process. The goal of the teacher's book is to offer students both an informative and educational experience. While choosing alternative learning opportunities, consideration should be given to the effectiveness and efficiency of acquiring fundamental skills.

According to Jalal (2001), the books used in schools in Indonesia consist of four types, namely textbooks, reading books, resource books, and teachers'

books that usually accompany the textbooks. Naturally, the teacher's manual, which serves as one of the guides for educators in carrying out instruction, needs to be of the highest caliber. When creating a high-quality teacher's manual, consideration must be given to the elements of acceptable book quality standards. These components can be summarized as follows (BSNP, 2006: 141-164):

1. Content eligibility component

There are eight sub-components that make up the content eligibility component:

a. Material coverage

Material coverage refers to the scope of material in an educational program or curriculum. It includes the topics, concepts, and skills that learners should learn.

b. Material insurance

Material insurance requires that the instruction be of the highest caliber and free of false information. Ensuring the correctness and precision of the information delivered during the learning process is crucial.

c. Up-to-date

Up-to-date means something current, recent, or modern. It implies that the information or item is in line with the latest developments or trends.

d. Contains productivity insights

Contains productivity insights means that the material provides insights or knowledge that can help improve productivity. This could include

time management techniques, efficiency improvement strategies, and tips for working smarter.

e. Stimulate curiosity

Stimulate curiosity means that learning content should stimulate learners' curiosity, encourage them to seek further knowledge and develop critical thinking skills. Materials that are interesting and stimulate curiosity can increase student engagement in the learning process.

f. Develop life skills

Materials should also support the development of important life skills, including social, emotional, critical thinking, and time management skills. These abilities are essential in equipping learners for everyday life and real-world challenges.

g. Develop insight into diversity

Develop insight into diversity means that content should introduce learners to cultural, social, economic, and other diversity and teach the importance of respecting differences. This aims to build tolerance and understanding of the diversity that exists in society.

h. Contains contextual insights

The material presented ought to be pertinent to the learners' social, cultural, and local contexts. This is important so that learning feels more applicable and connected to learners' real lives, making it more meaningful and easy to understand.

2. Language component

The language component contains 7 sub-components, namely:

a. Developmentally appropriate for learners

The language used in learning materials should be adapted to the cognitive developmental level and age of the learners. This ensures that the language used can be well understood by learners and is appropriate to their thinking abilities at each stage of development.

b. Communicative

The language used in learning materials must be able to convey messages clearly and effectively so that students can understand and receive information easily. Effective communication also includes the use of words that are easy to understand and the delivery of messages in a structured and clear manner, so that students can easily follow the lesson.

c. Dialogical and interactive

Learning materials should encourage two-way communication between teachers and learners. This means that the language used should facilitate conversations, discussions and questions and answers. In addition to fostering deeper comprehension and critical thinking abilities, this can boost students' active engagement in the learning process.

d. Straightforward

The language used in learning materials should be simple, easy to understand, and straightforward. Overly complex or ambiguous language can hinder effective comprehension.

e. Coherence and orderliness of thought flow

Learning resources ought to be arranged logically and in an orderly fashion. The language chosen should demonstrate a clear relationship between the components so that students can follow the content with ease. The content should be organized logically, progressing from simple, easily understood ideas to more intricate ones.

f. Conformity with good Indonesian language rules

The language used in learning materials must adhere to the rules of correct Indonesian, both in terms of spelling, grammar, and sentence usage. This is not only important to familiarize learners with good Indonesian, but also to prevent misunderstandings that can arise from using the wrong language.

g. Consistency in the use of terms and symbols.

In learning materials, the use of terms and symbols must be consistent. This avoids confusion from learners that may arise from different uses of the same terms or inconsistent symbols.

3. Presentation component

The presentation component contains 3 sub-components, namely:

a. Presentation technique

Presentation technique refers to the way or method used by educators to deliver material to learners. Effective presentation techniques must be in accordance with the learning objectives, the characteristics of the learners, and the type of material being taught.

b. Supporting material presentation

Supporting material is any form of material or tool used to clarify and strengthen learners' understanding of the learning material. The presentation of supporting materials includes the use of sources such as textbooks, pictures, graphs, diagrams, videos, or other technological aids. In order to make learning more engaging and less repetitive, supporting resources also serve to depict knowledge, offer real-world examples, and provide changes in the way that the content is presented.

c. Presentation of Learning

Learning presentation is the way learning materials are organized and presented to learners during the learning process. A good learning presentation will make the material easier to understand, help learners organize the information they learn, and allow them to connect concepts with one another.

4. Graphics component

The book's size, cover, and content are all included in the graphical component. The preparation of the Teacher's Guide Book refers to several components of good book quality, namely material/content, language feasibility, presentation, implementation, and appearance.

D. *Student's Book*

A student book is a textbook that students utilize as their main educational tool. It contains lesson material tailored to the curriculum and prevailing educational standards. These books are typically published by the government

or private publishers and are employed in the classroom as a learning aid for students. According to Nahel (2012), a student book is a book that contains lesson material in the form of concepts and definitions that students will construct through the problems presented in it, organized based on an approach. Students can complement their learning activities both at home and in class by using the student book. According to Mulyasa (2013), the student book is a very important learning resource in aiding the process of learning. Student's book contains material, exercises, and evaluations designed to help students master the competencies set out in the curriculum.

A good student book should be relevant to the curriculum, have clear and straightforward language, systematic presentation of material, use a variety of media, have enough activities, be visually appealing, and include components that encourage critical thinking. According to Imran (2014), student books must also adhere to quality standards and provide accurate and up-to-date information.

E. *Learning Model*

A learning model is a methodical approach to structuring learning experiences to meet particular learning goals. It is a roadmap for educators and learning designers as they plan and carry out the teaching and learning process. Learning model is a process that can be used to learn a function from input to output based on training data (Hastie et al., 2008). On previously unseen data, this function can generate predictions.

The term "learning model" describes the method of instruction that is employed, which includes the teaching objectives, learning activities' phases, the learning environment, and class management (Trianto, 2013). Some examples of learning models that are often used in education include:

1. Inquiry Learning Model: Under the direction of their teachers, students learn via self-discovery and investigation. This paradigm promotes innovation, teamwork, and problem-solving skills.
2. Cooperative Learning Model: Students work in small groups to attain learning objectives. This model promotes social interaction, problem-solving, and self-confidence.
3. Problem-Based Learning Model: Students learn by solving relevant and authentic problems. This model enhances motivation, critical skills, and problem-solving.
4. Project-Based Learning Model: Students learn through completing complex and meaningful projects. This model enhances creative skills, problem-solving, and practical application.

F. *Inquiry Learning Model*

Creating engaging and enjoyable learning environments for students is one of the biggest challenges faced by educators in the classroom so that they can participate fully in the learning process. Innovative and enjoyable learning models like inquiry learning can be used to solve this issue. Inquiry Model (IM) process-oriented teaching model that strives to give students the skills, knowledge, and dispositions essential for thinking methodically to solve

important questions (Kilbane & Milman 2013). Wang et al., (2015) inquiry learning as an approach to learning that benefits students in developing higher-order thinking. It helps students comprehend that inquiry-based learning is a process in which they ask questions, do in-depth research, and develop new information and understanding (Nauli 2015).

In order to gather the information they require, students might ask questions, carry out searches or investigations, conduct experiments, or do research with the support of the inquiry learning paradigm. To understand this material, students must look for it on their own by asking questions, requesting information, or doing investigations. A constructivist approach is used in inquiry-based learning, where students engage with the material by posing questions to deepen their understanding and build their knowledge at the same time. For both teachers and students, inquiry learning has several advantages, according to Kuhlthau et al., (2007). Benefits for students include: enhancing their reading, writing, and social skills; creating their own meaning; becoming more autonomous in their research and learning; feeling highly motivated and involved; and picking up techniques and abilities that they can use on other research projects. The number of curriculum content areas has increased due to the benefits of inquiry for teachers, which include sharing responsibilities within the instructional team and validating team members' work while teaching content and information skills concurrently.

According to the inquiry model, schools are the most effective setting for encouraging personal growth. To involve students in the learning process, an

inquiry is focused on them. The process of learning is just as significant as the content that is acquired. In the meantime, the teacher guides the inquiry learning process and serves as a facilitator, challenging students by assisting them in identifying problems and questions. To achieve goals that best suit their mental characteristics, students are seen as active thinkers who actively seek out, examine, and process data from their environment according to the inquiry approach (Kusmaryono, 2013). In addition to enhancing student comprehension through the model, this learning model is focused on student participation in identifying problems and solving them through direct observation.

1. Step of Inquiry Model

According to Kilbane & Milman (2013) in their book "Teaching Models: Designing Instruction for 21st Century Learners", the Inquiry model has six main steps.

a. Identify or Present/Pose a Problem or Question

Identification (or presentation) of an issue or question is the first stage in the inquiry model. Inquiry centers on an issue or question to facilitate learning. Sometimes, to understand a problem or question, one must grasp specific academic vocabulary or additional information. For instance, the term "value" might have different meanings that need to be learned or addressed before students can effectively explore the questions driving the inquiry. Ensuring students have the prerequisite knowledge and skills for an inquiry

task before introducing the Inquiry Model and this step increased the potential for successful learning.

b. Make Hypotheses

Students formulated a hypothesis before collecting or examining data. A hypothesis was a claim, a proposed explanation, or a correct estimate that would be checked through procedures or data analysis. Based on their experiences and knowledge—including prior observations, content-area learning, peer discussions, and examining information sources like websites and other reference materials—students created hypotheses. Students had to document their hypotheses in some form, whether it was by writing them down or typing them up, regardless of the method the teacher employed.

c. Gather Data

Students gathered information about the issue or question. Additional assistance in the form of teacher-designed worksheets, spreadsheets, and other tools was also beneficial. The instructor could provide examples of data organization. For instance, in Inquiry Model Learning, teachers might have needed to give some students data worksheets or access to spreadsheets that helped with organizing the data and computing averages.

d. Assess Hypotheses (Analyze Data)

Students examine the information they've gathered to assess whether it confirms or disproves their hypothesis. After reviewing their theories and analyzing the collected information, students must decide whether or not their

theories were accurate. They should explain how they arrived at their conclusions regarding the hypothesis when they document their analysis.

e. Generalize about Findings

Drawing conclusions regarding the insights discovered through investigation and discovery is known as generalizing findings. Making generalizations about the issue or query should involve more than just providing a response; it should also justify the generalization. Additionally, the explanation ought to link the data to the analysis method.

f. Analyze the Process

Analyzing the inquiry process and its steps is a crucial aspect of the inquiry model. This entails thinking metacognitively about the entire procedure, beginning with the issue or query that was raised. Students should be especially interested in how well different methods and approaches to the investigation work. During this period, students can also reflect on their learning and the ways in which their skills and knowledge have evolved over time.

Meanwhile, according to Sanjaya (2006) the inquiry learning model steps are:

a. Orientation

In this stage, the teacher's goal is to establish a conducive learning environment. In the orientation phase, the teacher take several steps to achieve this. First, the teacher explains the topic, objectives, and expected learning outcomes that students can achieve. The goal of this explanation is to

help students understand what they learn and what is expected of them. Second, the teacher explains the main activities students must undertake to achieve the objectives. By providing this explanation, the teacher helps students understand the steps they need to take to reach these goals. Third, the teacher informs students about the importance of the topic and the learning activities they will be doing. Students are expected to be more involved and enthusiastic in the learning process after understanding the significance of the topic and learning activities.

b. Formulating Problem

Presenting students with a situation or problem that includes a puzzle is a crucial step known as formulating a problem. The designed problem challenges students to find the appropriate solution, encouraging them to actively search for the correct answer. This process of seeking answers is highly significant in inquiry learning because it allows students to gain factual knowledge and valuable experience in honing their thinking skills. In this scenario, students don't just passively receive information; they actively engage in the learning process. They learn through observation, exploration, and self-discovery. This process helps them develop critical thinking skills, problem-solving abilities, and independence in their learning.

c. Formulating Hypothesis

In the inquiry learning model, formulating a hypothesis involves creating testable hypotheses that can be examined through experimentation or additional investigation. This stage aims to enhance students'

understanding of the subject matter and encourage critical thinking and active participation in the learning process. Teachers can help students improve their ability to generate hypotheses by asking diverse questions that prompt quick responses or potential solution ideas for the topic being studied.

d. Collecting Information

In the inquiry learning model, the information gathering stage allows students to become active researchers and participate actively in the learning process. In this stage, students conduct observations, experiments, or literature reviews to collect data relevant to the problem being investigated. Thus, the collection information stage not only serves to acquire information; it is also crucial for enhancing students' understanding, improving their critical thinking skills, and encouraging them to be an active part of the learning process.

e. Testing Hypothesis

Testing a hypothesis involves arriving at an acceptable answer based on the data or information acquired through data collection. The step of testing the hypothesis is a crucial stage that demands students develop rational and critical thinking skills. At this stage, students are required to determine whether the provisional answer (hypothesis) they have proposed can be accepted or rejected based on the data or information previously collected. This process not only involves verifying the truth of the hypothesis but also strengthening students' ability to analyze and evaluate evidence objectively.

The teacher acts as a facilitator, guiding students through this process, ensuring that each testing step is carried out systematically and logically.

f. **Formulating Conclusion**

The final step in the learning process is formulating conclusions. In the inquiry learning model, the stage of formulating conclusions is a crucial step in the learning process. At this stage, students draw conclusions based on the data and findings they have collected during their learning journey.

2. Characteristics of Inquiry Learning Model.

According to Sanjaya (2007, as cited in Warmi, 2016), several key features define the inquiry learning model, as follows:

- a. The inquiry strategy prioritizes students' active involvement in seeking and discovering knowledge, positioning them as the primary agents of their learning.
- b. All student activities are aimed at independent exploration and discovery of the subject matter, fostering a sense of confidence. In the inquiry approach, the teacher assumes the role of a facilitator and motivator, rather than a direct source of knowledge.
- c. The utilization of inquiry learning strategies aims to enhance intellectual abilities as an integral part of the cognitive process.

G. *English Topic*

“An English textbook *Bahasa Inggris: When English Rings the Bell*” was created by the Indonesian Ministry of Education and Culture (MECI) by the 2013 curriculum. Since all Indonesian schools began to use the 2013

curriculum, this book was used in all junior high schools in Indonesia. The English material "Past Tense" is the content of the material in chapter X "When I Was a Child" In the English textbook *Bahasa Inggris: When English Rings the Bell*.

This material is contained in the basic competency syllabus 3.10 applying social functions, text structures, and linguistic elements of oral and written transactional interaction texts which involve the act of giving and asking for information related to circumstances/ actions/ activities/ events carried out/ occurring or happening, routine or non-routine, or became a general truth in the past, according to the context of its use. 4.10 Compile very short and simple oral and written transactional interaction texts that involve the act of giving and asking for information related to circumstances/ actions/ activities/ events carried out/ occurring, routine or non-routine, or a general truth in the past, taking into account social functions, text structure, and linguistic elements are correct and appropriate to the context. The units contain material about communicating circumstances and events in the past to share information with others as well as simple past tense sentences.

H. *Conceptual Framework*

According to Samani (2012), the development model is a crucial resource for teachers to use when creating their book. In addition to mastering the subject matter and teaching materials, teachers must also be able to apply a set of knowledge and technical skills. There are still numerous issues with the current state of learning. For this reason, learning development must be

ongoing. To transform their development products into teaching material solutions that enhance the learning process, educational material developers must, nevertheless, be the subject of scientific research. The requirements of the learning objectives must guide the preparation of the teaching materials.

The methodical steps taken in the process of creating educational materials using the inquiry model are described in the conceptual framework. The R&D approach will be used in this study's instructional development design, along with the ADDIE model. The five primary stages of the ADDIE model are as follows: Research and Development (R&D) is a technique used in the field of education to develop and validate educational products (Gall et al., 2003).

Ganesan (2015) the ADDIE process and all subsequent instructional design phases are built upon the analysis phase. Potential instructional obstacles and objectives are indicated at this early stage. Learners' prior knowledge and skills are also taken into account when determining the type and amount of education needed. According to Ganesan (2015), specific research techniques such as needs, goal, and task analyses may be applied in the analysis stage. For instance, a needs analysis technique can help instructional designers determine the resources required and the possible constraints of their plans of action.

Instructional designers outlined how students would meet the required learning objectives during the ADDIE model's design phase. According to Kurt (2017), there should be adherence to a predetermined set of guidelines during

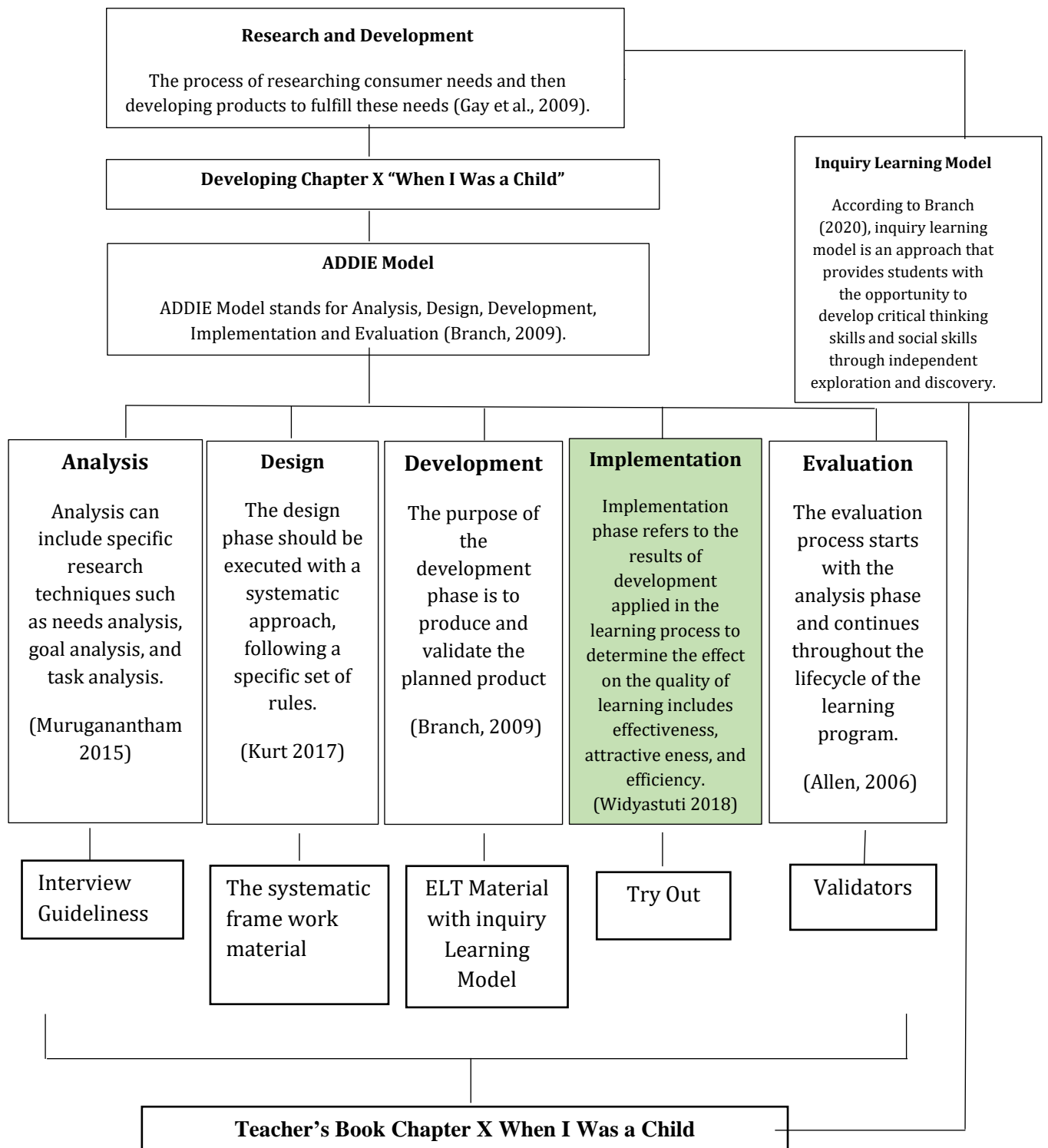
this stage. In this stage, potential instructional strategies are also evaluated (Allen, 2006). Furthermore, an assessment of the available teaching resources helped instructional designers decide if the materials were suitable for the projects they were working on.

Multiple material design realization tasks are included in the development phase of the ADDIE model. The goal of the development stage is to produce and evaluate the intended content (Branch, 2019). At the conclusion of this phase is a thorough compilation of learning resources or materials, which include the subject matter, teaching strategies, and additional lesson plans in addition to the materials needed to support the learning modules. During development, instructional designers produce the resources and materials referenced in the earlier design stage. The developed content and overall learning framework include exercises, lectures, simulations, and other training resources (Mayfield, 2011). Furthermore, system testers perform a number of tasks in order to identify weaknesses in the intended instructional strategies and implement the necessary process improvements (ADDIE Model).

The phrase "implementation phase" refers to applying development findings to the learning process to assess how effectiveness, allure, and efficiency affect learning quality. Small groups gather feedback from professors and students for material design revision (Widyastuti, 2018). Due to time constraints, the implementation stage was not included in the scope of this research.

During the evaluation phase, the educational program's efficacy and efficiency are assessed. Assessment is the main process focused in the updated ADDIE models (Allen, 2006). The analysis phase is the first in the evaluation process, which spans the entire learning program. Allen (2006) claimed that the ADDIE approach is a perfect illustration of continuous quality improvement. The procedures followed and the results of each step are assessed in light of the learning principles and instructional requirements as instructional designers progress through the several stages of the ADDIE training paradigm.

In this research, the researchers only conducted formative assessments at the analysis, design, and development stages. At the analysis stage, the researcher submits a summary of the analysis results to be evaluated by the supervisor. At the design stage, the researcher distributed a blueprint design validity questionnaire to the supervising lecturers. In contrast, at the development stage, the researcher provided a checklist for assessing the feasibility of teaching modules developed for three validators simultaneously.

Figure 2.1 *Conceptual Framework*

CHAPTER III

RESEARCH METHODOLOGY

A. Research Types and Location

The research was conducted at the Islamic boarding school Abnaul Amir Gowa, which is located in Moncobalang, Bontosunggu, South Bontonompo District, Gowa Regency, South Sulawesi, with many research participants taking part in the study. The selection of these participants was based on objective sampling to ensure the collection of reliable data. The data for this research came from the English teacher at the Islamic boarding school Abnaul Amir Gowa and the lecturers at Islamic State University of Alauddin Makassar, who served as validators.

B. Research Approach

In this research, the researcher used the Research and Development (R&D) method based on the inquiry learning model. Research and Development (R&D) is a research technique used to create specific products and evaluate their efficacy. Research and development (R&D) begins with basic research to gather data on user needs (needs assessment), and it proceeds with development activities to create products and evaluate their efficacy (Sugiyono, 2009).

This approach is distinguished by the process of creating and approving educational materials. In this research and development cycle, pertinent research findings are examined, products are created in response to those

discoveries, field testing is carried out in the intended learning environment, and any necessary adjustments are made to fix any flaws found (Gall et al., 2003).

C. Research and Development Design

One model that can be developed is the ADDIE model. In order to address learning challenges pertaining to learning materials that are appropriate for the needs and characteristics of students, this model is created or organized programmatically with a number of recurring activities. The comprehensive framework known as ADDIE (Analysis, Design, Development, Implementation, and Evaluation) is intended to guarantee that students accomplish learning objectives and goals.

A teacher or instructor was encouraged and assisted in developing goals, plans, and effective learning objectives, attractive and streamlined by putting the ADDIE learning model system design into practice. Building training program tools and infrastructure that are efficient, dynamic, and support the training job itself is one of ADDIE's roles. The ADDIE model was chosen because it is commonly used to explain a systematic approach to learning growth. This ADDIE model can make every learning more dynamic because at each stage, there is an evaluation process that allows learning to be improved and developed better than before.

D. *Data Sources*

Data for this study came from some respondents who were involved in the intended research project. The following are the study's data sources:

1. Document

This study used two books. The first is the English Teacher's book named "Bahasa Inggris: When English Rings a Bell," prepared by the Indonesian Ministry of Education and Culture (MECI). And the second is an English Module that has been developed by previous researcher with the same material unit. This book used the 2013 curriculum as its model. Both books served as the researcher's informational foundation while creating teacher's book.

2. Teacher

In this research, the researcher involved a teacher. By taking data from teacher as research subjects, this study did a needs analysis. The research subjects in this study are the eighth-grade teacher at Islamic Boarding School Abnaul Amir Gowa. Teacher can also help identify aspects that needed improvement so that teaching materials could be more effective in helping them to achieve learning goals.

3. Validator

In this study, validators are essential in assessing and evaluating the development of the teacher's book based on inquiry learning models. Validators provided an assessment of the media and material presented in the learning media developed. Whether the development of a teacher's book based

on the inquiry learning model is feasible or not feasible to be a teaching module used in the English language learning process in the unit of When I was a Child Unit.

The competence and objectivity of the validator team are essential to guarantee the overall quality of training materials. The validation process included English lecturers from the Department of English Education at UIN Alauddin Makassar and an English teacher from Islamic Boarding School Abnau Amir Gowa. Validators assessed several aspects of feasibility, namely content feasibility, presentation feasibility, language feasibility, and further additions/suggestions for improving the teacher's book.

E. *Data Collection Procedures*

The acronym for the ADDIE model, which comprised the five crucial elements of instructional design: analysis, design, development, implementation, and evaluation symbolized the methodical approach of the model. The ADDIE model goes through the subsequent phases:

1. Analysis

The first stage taken in this research is needs analysis. Analysis was carried out through interviews with the class VIII teacher at Mts Abanul Amir Gowa. This stage was carried out with the aim of finding out the learning media that would be developed for teachers so that they are able to provide students with an understanding of the English language learning process through the Inquiry learning model. Researcher also made use of data from previous studies in this step.

2. Design

The second stage is design. The researcher created learning media based on information collected from the first stage, that is, analysis. At this stage, the learning media are designed according to the teacher's needs in the learning process. The media is designed to be easily accessible and can make it easier for teachers to convey lesson material to students. The media that was developed is a teacher's guidebook based on learning models for class VIII students at Mts Abanul Amir Gowa.

3. Development

The third stage is development. In development, the analysis and design stages are incorporated. Lesson plans and subject matter creation are the focus of this stage. During this stage, the researcher created the instructions and all the media that would be used in the instructions, as well as any documentation that goes along with it.

4. Implementation

The fourth stage is implementation. At this stage, the development of a teacher's book based on the inquiry learning model that has been developed can be applied to teachers and students of class VIII Mts Abanul Amir Gowa. Researchers conducted media trials on teachers and students to find out their responses to the development of teacher books based on the inquiry learning model that had been developed. However, the implementation stage was not used by the researcher. Because the researcher needs more time to implement the implementation on the topic and the researcher gives the opportunity to

the next researcher to continue the implementation stage of the developed book.

5. Evaluation

The final stage is evaluation. Evaluation is carried out in line with the research development ladder for better media development. Evaluation of the ADDIE version was carried out in a multilevel manner, focusing on the signposts detailed in the validation checklist. The marks consist of comparing “design blueprints” and assessing “textbook feasibility” through questionnaires.

F. Research Instruments

An instrument is a set of tools for data collection that is crucial to the success of obtaining valid and objective data in research activities. In this instance, the research instrument can gather the data required for research to properly carry out and accomplish the intended process. In this study, the instruments used by the researcher are interview guidelines and a validation checklist. Furthermore, the researcher also includes in Chapter 4 the data related to the students' needs analysis that was conducted by Novianti (2023).

1. Interview Guidelines

An interview is a meeting between two people with the purpose of exchanging ideas and information through questions and replies in order to create meaning around a specific subject. Structured interviews, semi-structured interviews, and unstructured interviews are the various forms of interviews (Esterberg in Sugiyono 2019).

Semi-structured interviews were employed in this study because they are classified as in-depth interviews, which gives them greater implementation flexibility than structured interviews. This kind of interview, in which the interviewee is asked for his thoughts and opinions, aims to identify issues more candidly (Sugiyono, 2019). Semi-structured interviews are used in this study to facilitate data analysis. The researcher interviewed the English teachers from 8th grade.

2. Validation Checklist

One tool that validators used to assess and evaluate products developed by researcher is the validation checklist. As stated by (Bandalos, 2018). Checklists for validation are instruments made to assess how closely a measurement adheres to reliable measurement standards. The source of this checklist for research validation is (Rahayu,2022). During the evaluation phase, the validator assesses the teaching modules that the researcher has produced by looking at several aspects, namely: content feasibility, presentation feasibility, language feasibility, graphic feasibility, and additional/advanced suggestions for teacher's book improvement.

G. *Data Processing and Analysis Techniques*

The researcher used a mixed method in this study, integrating quantitative and qualitative analysis. The study employs a basic mixed methods design called the Explanatory Sequential QUANqual Design. This design prioritizes the collection of quantitative data over qualitative data because the former is more important.

In the first phase, the researcher formulates a hypothesis, collects quantitative data, and performs data analysis. The outcomes of the quantitative study then guide the data collection approach in the second phase, involving the collection, analysis, and interpretation of qualitative data.

The researcher can utilize qualitative analysis and interpretation to provide additional explanations and elaborations on the quantitative results (Gay et al., 2019).

1. Qualitative Analysis

As stated by Miles et al., (2014), Qualitative analysis is data presented as lengthy text. The researcher employed qualitative data analysis techniques by Miles et al., (2014), which included three steps such as data condensation, data display, and conclusion drawing.

a. Data Condensation

Data condensation referred to selecting, focusing, summarizing, and shaping data collected from interviews, records, documents, etc. Researcher were able to uncover more precise, targeted, well-organized, and cleanly arranged data for making and confirming conclusions as a result of data condensation. At this point, the researcher compiled the essential details from the data and categorized the data according to category (results of Needs Analysis data and interview data).

b. Data Display

To make data display more organized, readable, and instantly accessible. The data has been formed into matrices, graphs, charts, and networks. Therefore, in displaying the data, the researcher presented the data in the form of graphs and tables.

c. Conclusion Drawing and Verification

The stage included an explanation of the validated outcome. Verification is the process of going back and analyzing the entire argument put forth by reviewing, examining, or reproducing the results in a different way. As a result, the researcher presented data conclusions that are backed up and confirmed by theories that can be found in pertinent places.

2. Quantitative Analysis

Quantitative research is the process of gathering and analyzing numerical data to forecast, explain, describe, or control events of interest. At the outset of the project, quantitative researchers specify the hypotheses to be tested and the research methodologies employed (National & Pillars, 2012).

The English teacher and validators were given the validity questionnaire to evaluate the developed textbook. Four BSNP aspects: content feasibility, presentation feasibility, language feasibility, and graphical feasibility, were covered in the textbook validation questionnaire. The validation checklist is analyzed to determine an average score (mean score).

$$\text{Validity} = \frac{\text{gained score}}{\text{maximum score}} \times 100\%$$

Figure 3. 1 *Validation Checklist*

Table 3 .1 *Level of validity adopted from Mutmainnah et al., (2023)*

No.	Criteria of Validity	Descriptive Rating
1.	Not valid	1.00 – 1.50
2.	Less valid	1.51 – 2.50
3.	Valid enough	2.51 – 3.50
4.	Valid	3.51 – 4.50
5.	Very valid	4.51 – 5.00

CHAPTER IV

RESEARCH RESULT AND DISCUSSION

A. *The Result of Analysis Phase*

1. The Result of Need Analysis of Developing Learning Materials Based on the Student's Questionnaires

The table below shows the results of a previous researcher's questionnaire for the eighth-grade students of MTs Abnaul Amir Gowa. The purpose of this questionnaire was to determine the student's needs regarding eighth-grade English language learning materials, specifically for the "When I was a Child" unit.

Table 4. 1 *The Result of Students' Questionnaires*

No	Question	Top Choice	Class				Total	%
			VIII A	VIII B	VIII C	VIII D		
1.	Do you like it when the teacher gives a learning formation before starting the lesson?	Yes	15	15	13	15	58	97%
2.	What learning formation do you like the most?	Ice breaking	14	14	9	9	46	26%
3.	When the class starts, what treatment do you prefer?	Directly listen to the teacher's instruction	7	10	15	15	47	78%
4.	What form of subject matter do you prefer?	Pictorial	11	8	10	10	39	65%

5.	What kind of book design are you most interested in?	Pictorial	8	9	9	7	33	55%
6.	What kind of design model are you interested in?	Cartoon	8	4	8	7	27	45%
7.	In what way do you prefer to learn Past Tense	By accepting theory	8	6	10	8	32	54%
8.	If the material of Past Tense (Chapter X When I Was a Child), what kind of expression will you express?	Showing off in pairs with friends	9	4	7	5	25	42%
9.	What kind of expression would you most like to express the material?	All the expressions mentioned above	6	10	6	8	30	50%
10.	In making a short dialogue about past tense (Chapter X When I Was a Child), what do you need?	Example conversation from the teacher	8	6	5	10	29	48%
11.	What learning model do you prefer?	Pairs	4	6	12	4	26	43%
12.	If you ask to do a project in class, which one would you choose?	Group project	12	12	10	11	45	75%
13.	What would you choose if assigned to present related to the subject matter?	Group presentation	11	9	5	7	32	53%
14.	Do you like the idea of teaching	Yes	15	14	15	13	57	95%

	with game activities?							
15.	Write down your difficulties when learning the material past tense (When I Was a Child)	Hard to translate	13	4	9	5	31	

The questionnaire was designed to analyze students' needs, thereby assisting in designing appropriate learning materials. The process of creating the questionnaire began with selecting its components and concluded with three sections. The first section includes six questions related to the targets to be achieved in the presentation of systematic / organization materials. 97% of students enjoy it when the teacher conducts a learning formation before starting the lesson, while 3% do not. 26% of students prefer learning formations in the form of ice-breaking activities, as they feel it helps make the learning atmosphere less monotonous. At the beginning of the lesson, 78% of students prefer to directly listen to the teacher's instructions or explanations. Furthermore, 65% of students choose pictorial as their preferred form of subject, they believe it makes learning more engaging. In terms of book design, 55% of students favor pictorial designs, followed by 45% who prefer cartoon designs.

The second section consists of four questions related to the targets to be achieved in the systematic content of the lesson/content materials. Following the table, 54% of students prefer the learning process through accepting theory. Meanwhile, 42% of students choose to express the material

in pairs. When expressing past tense material, 50% of students prefer using all types of expressions (home, school environment, and classroom). Furthermore, when creating a short dialogue related to the past tense, 48% of students need an example conversation from the teacher. This indicates the importance of clear guidance so that students can understand and complete the tasks effectively.

The final section consists of five questions related to the targets to be achieved in systematic learning materials, specifically referring to questions 11 to 15. It can be concluded that 43% of students prefer learning model in pairs, and when asked to do project in class, 75% of students choose to complete it in group project. During presentations, 53% of students prefer group presentation. Additionally, 95% of students enjoy learning through games. The last question addresses the difficulties experienced by students, with the main challenge being translating.

The aim of the questionnaire is to gain a structured understanding of students' learning needs in order to develop suitable learning materials. Before being distributed to students, the questionnaire is reviewed and validated by validators. The validator makes revisions to several answer options for each question to create the final version. As a result, validators regard the survey findings as valid and meaningful due to their relevance and applicability to the students' context.

Understanding students' needs before developing inquiry-based learning modules is a crucial step that significantly impacts the success of the learning process. Questionnaires are an effective tool for gathering in-depth information, ensuring that the developed modules can be tailored to the characteristics and needs of the users. This research indicates that students prefer instructional materials incorporating visual learning media. The use of engaging and interactive visual media has the potential to motivate students to interact more thoroughly with the course content. Amanda (2024) found that visual media in learning has a more significant impact than learning without visual media.

2. The Result of Need Analysis of Developing Teacher's Book Based on the Teacher's Interview

The following table summarizes the results of in-depth interviews with 8th-grade teacher at MTs Abnaul Amir Gowa. The interviews were conducted to explore teacher's perceptions regarding their needs in teaching, particularly in the teaching of When I was a Child unit.

Table 4. 2 *The Result of Teacher's Interview.*

No	Question	Answer	Coding
1.	Do you like giving a pre-teaching activity before starting the lesson?	Yes. I personally strongly support the use of pre-teaching activity in the learning process. Because these activities are not only beneficial for students, but also for me as a teacher to be able to plan more effective and interesting learning.	The teacher agreed to conduct pre-teaching before starting the lesson.

2.	What pre-teaching activity do you like the most?	Ice breaking. It is an activity that I always include in every meeting with students. Ice breaking helps me to get to know the characteristics of each student better, so that I can adjust my learning methods accordingly.	The teacher likes to give ice-breaking activities in every meeting.
3.	When the class starts, what treatment do you prefer?	At the beginning of the lesson, I prefer to give instructions directly to the students. Because allows me to direct all students' attention to the same learning objectives and ensure all students have the same understanding of the material to be covered.	The teacher likes to give instructions directly to the students.
4.	What form of subject matter do you prefer?	I would definitely choose materials that are presented in the form of pictorial. Because pictorial can convey information much more effectively and interestingly than text alone. Material presented pictorially tends to be easier to understand and remember.	Teachers like pictorial materials because they are easy to understand.
5.	What kind of book design are you most interested in?	I like book designs that combine pictorials and words. Pictures make the material easier to understand, while words provide clarity to the images.	The combination of pictorials and words in books greatly facilitates material comprehension.
6.	What kind of design model are you interested in?	I like cartoons because they are more visually appealing, making the material engaging and easy to understand. I think that cute cartoon characters can also boost learning motivation.	The teacher is interested in cartoon design models.
7.	In what way do you prefer to teach past tense?	I prefer to teach past tense through the accepting theory as it allows students to understand the basic concepts and rules underlying the use of the tense. By accepting theory in depth, i hope students can build a strong	Teacher like to teach by giving more theory.

		foundation in grammar, which they can then apply in more practical contexts.	
8.	If it's talk about the material of past tense (chapter X When I was a Child), what kind of expression you will give to your student?	I will give students the opportunity to create short conversations in pairs. I believe this will help them practice using the past tense in a real-life context while improving their speaking skills. For example, I will ask them to create a dialogue about their experiences, like a holiday.	The teacher chose to give students opportunity to create short conversation in pairs.
9.	What kind of expression would you most like for students to write?	I will provide 'expression in the environment of school, classroom, and Home'. Because I want to help student feel confident in sharing their feelings.	The teacher chose to guide the students in writing examples of past tense related to the environment of school, classroom, and home.
10.	In making a short dialogue about past tense what will you give to your students?	I will provide example of conversation to help student understand the concept.	Teacher will give example conversation.
11.	What learning model do you prefer?	I prefer the pairs model because by working in pairs, students can help each other, discuss, and share knowledge, which deepens their understanding of the material. And I think, working in pairs allows students to learn from their peers, which can often be easier to understand than explanations from the teacher.	Teachers like to use pairs learning in the classroom.
12.	If your students asked to do a project in class, which one	If students are asked to do a project in class, I will choose a group project. Group projects allow students to work together, share ideas, and solve problems	The teacher likes to give group projects.

	would you choose?	together. In addition, group projects help develop cooperation, communication, and leadership skills.	
13.	If you give a task of presenting related subject matter, which one would you give?	If I give an assignment to present related material, I will choose a group presentation. I think, this method allows students to work together, exchange ideas and learn from each other. In addition, group presentations give each member the opportunity to contribute, increasing the sense of responsibility and engagement in learning.	Teachers believe that group presentations are beneficial.
14.	Do you like the idea of teaching with games activities?	Yes. I like the idea of teaching using game activities. I think by utilizing games in the teaching and learning process, I can create a dynamic and effective classroom environment, students feel more engaged and enthusiastic about learning.	Teacher like of teaching with games activities.
15.	What your difficulties when teaching the material past tense (When I Was a Child)	The main difficulty in teaching, especially past tense material, is translating the concepts so it can be easily understood by students.	Students' difficulties in translating make it challenging for teachers to teach.

The researcher conducted a needs analysis by interviewing the eighth-grade English teacher at MTs Abnaul Amir Gowa. This interview aimed to explore the teacher's perception of the effectiveness of the teacher's book in supporting the English learning process, particularly in Chapter X, "When I Was a Child." Through an in-depth interview with the teacher, several teacher needs were identified. First, regarding pre-teaching activities conducted

before the lesson begins, which aim to help the teacher assess students' initial understanding of the material. The second need is related to learning activities, where the teacher plans to provide an icebreaker to help students reduce tension or stiffness at the beginning of the lesson, establishing a more comfortable and relaxed learning environment. The third need relates to the provision of direct explanations by the teacher, aiming to capture students' attention immediately and allow the teacher to direct the entire class toward the same learning objectives.

The fourth need concerns the format of learning materials, where the teacher prefers visual content, as pictorial are easier to understand and more engaging. The fifth need is related to book design, where the teacher favors a combination of pictorials and words. This combination makes the material more comprehensible. The sixth need also pertains to book design, as the teacher is particularly interested in cartoon-style designs. Furthermore, the seventh identified need involves the method of teaching Chapter X, "When I Was a Child" where the teacher prefers the By Accepting Theory. The eighth need concerns the presentation of materials, with the teacher opting to provide students with the opportunity to complete assignments in pairs. The ninth and tenth needs relate to writing exercises, where the teacher will ask students to create past-tense examples based on their school, classroom, or home environment. Additionally, the teacher will provide sample conversations on the same topic.

The eleventh need concerns the learning model, where the teacher plans to implement a paired system throughout the teaching process. The twelfth and thirteenth needs are related to assignments, with the teacher opting for a group project format, where students must present their results. The fourteenth need pertains to classroom activities, with the teacher choosing to incorporate games into the lessons. Utilizing games in the teaching and learning process can create a dynamic and effective classroom environment. The last need, which is the fifteenth, addresses the difficulties teachers typically face when teaching the material. The teacher acknowledges the importance of past tense in students' daily lives but also expresses challenges in translating the concept to make it easier for students to understand. Many students still struggle to grasp the meaning of commonly used words in past tense material. Therefore, the teacher hopes that the teacher's book developed by the researcher can serve as a useful guide in teaching.

By conducting interviews with teacher, researcher can explored teachers' perceptions of the effectiveness of teacher's book in supporting the English learning process. The findings from these interview are expected to provide valuable input for improving or developing teacher's book to make more relevant and effective in facilitating English language instruction in the classroom. A well-designed teacher's book can be a valuable tool in achieving learning objectives. High-quality teacher's book can assist teacher in creating meaningful learning experiences for students. By continuously developing and

updating teacher's book, we can ensure that every student has the opportunity to reach their full potential.

Fadilla (2020) found that teachers' ability to prepare lessons is still low, which affects their teaching performance, making it less than optimal. Therefore, it was essential to develop research-based teacher's guides as a teaching reference. One of the most important steps in raising the standard of education is the creation of teacher books. A well-designed teacher's book can provide comprehensive guidance for teachers in conducting the learning process, from lesson planning and method selection to assessing learning outcomes. This helped teacher become more structured and effective in delivering lessons.

3. Relationship between questionnaire responses and interview findings

Through the analysis of questionnaire and interview results, researcher can determine the relationship between teachers' and students' opinions on how well inquiry-based student books and teacher's book enhanced the quality of learning. Both the student's book and the teacher's book are designed to achieve the same learning objectives: to motivate students to actively investigate, evaluate, and draw their own conclusions. The learning activities in the student's book were meant to be supported and enhanced by the ones in the teacher's book.

Student books and teacher's book, designed using an inquiry-based learning approach, complement each other. The teacher's book provided educators with detailed instructions for implementing inquiry-based lessons, while the student book offers engaging materials and activities that encourage independent knowledge exploration. Both resources share a common objective: to cultivate students' critical thinking, communication, and collaborative skills. This approach empowers students to become active learners and construct their own understanding of the subject matter. As supported by Samadun et al. (2023) in their study titled "The Effectiveness of the Inquiry-Based Learning Model in Enhancing Students' Critical Thinking Skills," the inquiry-based learning model has been proven to significantly improve students' critical thinking abilities. Their findings highlight a significant difference in critical thinking skills between students who experience inquiry-based learning and those who follow more traditional teaching methods.

Student's book and teacher's book in inquiry-based learning play complementary roles. The student's book is designed to encourage active student engagement in the learning process, while the teacher's book serves as a reference for teacher in facilitating instruction. Therefore, the development of a teacher's book is an essential step to support the innovatively designed student book. With a comprehensive teacher book, educators can provide clear and structured guidance to students, making the learning process more effective and well-directed. Additionally, a teacher book

specifically designed for inquiry-based learning not only helps teacher plan optimal learning activities but also ensures alignment between learning objectives, instructional materials, and student activities, thereby creating a more meaningful and sustainable learning experience.

B. *The Result of Design Phase*

1. The Syllabus Content

Following the preceding analysis phase, the researcher created a material blueprint, serving as a comprehensive framework for the teaching material. The syllabus encompasses various aspects, including: (to know more about the syllabus, see Appendix IV)

- a. **Unit Title**, denotes the name of the learning unit, capturing the central topic or theme to be addressed in the instructional material.
- b. **Basic Competency**, describes the fundamental abilities or skills that students are anticipated to acquire upon completion of a specific unit or lesson. The displayed essential competencies are 3.10 and 4.10.
- c. **Subject Matter**, the subject matter serves as the main focal point, organized through materials, activities, and exercises. It is presented with an orderly structure to improve understanding. Referring to the description of basic competencies, learning consists of three key components: social functions, text structure, and linguistic elements.
- d. **Indicators**, indicator in achieving competence are of three types: supporting indicator, main indicator, and enrichment indicator, all of which describe the subject of learning. Supporting indicator provide

additional guidance and explanations to help students achieve the main sign. They provide additional information and skills that contribute to overall competence. The main indicator becomes the main measure indicating the desired level of proficiency or mastery in the subject of learning. They describe important knowledge, skills, or abilities that students must demonstrate. The enrichment Mark goes beyond the main mark and allows students to explore further and expand their understanding of the subject of learning. Enrichment indicator encourage deeper learning and offer enrichment activities or challenges. These three types of marks provide a comprehensive framework for assessing and measuring students' abilities in the subject of learning.

- e. **English Instruction Material**, guides in this English teaching material can be in the form of explanations of concepts, examples of the use of words or sentences, step-by-step instructions for carrying out activities or exercises, as well providing direction for improving English language proficiency in speaking, listening, writing, and reading.
- f. **Learning Activities**, consist of two aspect, it is student activities and teacher activities, based on the inquiry learning model. The inquiry model comprises various stages, including orientation, problem formulation, hypothesis formulation, information collection, hypothesis testing, and drawing conclusions. By incorporating this model, the learning process combines active student engagement with the guidance and mentorship of teachers, who act as facilitators. This approach encourages students to

take on the role of active researchers, fostering their ability to construct knowledge using the inquiry learning model.

2. The Result of Syllabus Design

The syllabus functions as a comprehensive educational guide, covering learning objectives as well as materials tailored to meet the needs of students. This document is carefully crafted, taking into account the outcomes obtained from various stages of the inquiry-based learning model, which include orientation, problem formulation, hypothesis generation, data collection, hypothesis testing, and conclusion formulation.

The primary goal of creating this syllabus is to design a comprehensive learning plan based on a thorough analysis of teachers' needs conducted at Abnaul Amir Islamic Boarding School in Gowa. This approach ensures that the learning objectives set align with the teachers' needs, providing clear guidance for both educators and students to achieve optimal learning outcomes.

Most importantly, the application of the inquiry-based learning model not only strengthens the organized educational framework but also helps develop intrinsic traits in students, such as critical thinking, creativity, and independence. These traits are essential not only for effective knowledge absorption but also for shaping well-rounded individuals capable of thriving in an ever-evolving educational landscape.

3. The Results of Product Design Through Inquiry Learning Model

After the blueprint was created, the structure of the material was developed using the inquiry learning paradigm. The inquiry model, which includes explanations of the material representations at each stage, was used to organize the structure of the content.

- a. **Orientation (1)**, this section was called the orientation process because the teacher explains the context and learning objectives. This can help students to have a clear picture of the learning objectives. Students will be instructed to follow the learning process in a structured manner. Students will be instructed to follow the learning process in a structured manner. Before the session even starts, the students are prepared to grasp what they will learn and what kinds of activities they would like to participate in because they pay attention to the teacher's explanation. Students' attention is often drawn to icebreaking activities. Therefore, Ice-breaking activities are also strongly advised at this point. These activities provide a laid-back environment while fostering student participation and cooperation. In addition, the opening questions tend to trigger curiosity and encourage students to do further research.
- b. **Formulating Problem (1)**, because the teacher explains the past tense in this section, it was named the formulating problem. In this activity, students are told by the teacher to read the example sentences carefully. They actively look for important information, such as the date, time, place,

and instructions being conveyed. Students record the information they consider important and try to understand the purpose of the notice. Afterwards, they discuss with classmates in groups and pairs to compare and share their findings.

- c. **Formulating Hypothesis (1)**, in this section, teacher asked student to choose the correct answers related to the questions. In this exercise, students tested their understanding of the use of past tense sentences in the "When I Was a Child" material. Students saw a series of sentences related to childhood activities or experiences. The task for students is to assess each sentence as to whether it uses past tense correctly or not. After students complete their task, the teacher leads them in a discussion of the answers. This helped students identify and understand the use of past tense by directly evaluating each sentence given in the context of the "When I Was a Child" material.
- d. **Collecting Information (1)**, in the collecting information, students work in groups to connect simple present and past verbs. After completing the linking of simple present and past verbs, students create sentences for each word in their notebooks. After that, the instructor asks a member of each group to present their work to the class.
- e. **Testing Hypothesis (1)**, in this process, teacher ask students to complete a sentence, and this exercise tests students' understanding of using past tense sentences in the context of childhood experiences. Students are given a series of sentences with gaps that they must fill in with the correct

words in the past tense form. After that, the teacher asks students to present the results of their answers in group presentations.

- f. **Formulating Conclusion (1)**, the teacher asks the class to discuss both the material they have mastered and the material they still need to learn. The teacher then instructs the class to write this information in their journals. These actions allow the teacher to assess the students' understanding of the topic and provide feedback. By addressing misunderstandings or gaps in understanding, teachers help students improve their performance and develop a deeper understanding of the material presented.
- g. **Orientation (2)**, this section was called the orientation process because the teacher explains the context and learning objectives. This can help students to have a clear picture of the learning objectives. Students pay attention to the teacher's explanation of this, and before the lesson even begins, they should be ready to understand what they will learn and what kind of activities they would like to participate in, like working in groups or individually during the learning process. Students' attention is often drawn to icebreaking activities. Therefore, Ice-breaking activities are also strongly advised at this point. These activities provide a laid-back environment while fostering student participation and cooperation. In addition, the opening questions tend to trigger curiosity and encourage students to do further research.

- h. Formulating Problem (2)**, in this section, teacher provided an example discussion about recounting childhood experiences. After that, the teacher asks students to read an example of a childhood story in front of the class.
- i. Formulating Hypothesis (2)**, in this section, students were given statements or sentences related to the "When I Was a Child" text, and students must assess whether the statements are true or false based on the information in the text. Students had to use the information they read in the text to make judgments about whether the statements align with the text's content or not. This was a good way to test students' understanding of the text and their ability to analyze and evaluate the information presented in the text. Then the student must give the reasons why the sentences correct or incorrect.
- j. Collecting Information (2)**, combining activities through games receives a lot of support. In this section, teacher invite students to do word searches in groups. Students can be grouped into teams and compete in a crossword puzzle game (TTS). After finding the words in the TTS, students are asked to create short sentences using those words. This helped them understand the usage of words in sentence contexts. After finishing the TTS, students presented the words they found and the sentences they created to their classmates. This reinforced their vocabulary comprehension and helped with public speaking.
- k. Testing Hypothesis (2)**, this section is called testing hypothesis because students are asked to create stories about their childhoods. Students

recreate text using short and basic texts systematically about their own experiences. Creating a recreated text independently reflects the application of hypotheses developed based on the taught theory. Furthermore, teacher asks students to present and explain their story in front of the class.

1. **Formulating Conclusion (2)**, the teacher asks the class to discuss both the material they have mastered and the material they still need to learn. The teacher then instructs the class to write this information in their journals. These actions allow the teacher to assess the students' understanding of the topic and provide feedback. By addressing misunderstandings or gaps in understanding, teachers help students improve their performance and develop a deeper understanding of the material presented.

4. The Organization of Syllabus Design

The researcher conducted the syllabus development stage following the results of the teacher needs analysis and followed the stages of the inquiry learning model. Next, a systematic plan for the instructional content to be delivered in the developed module was created. The main purpose is to create a well-structured, effective, and student-centred learning environment, so as to improve the quality of the learning process and achieve learning objectives.

Table 4. 3 *The Result of Syllabus Design*

UNIT TITLE	BASIC COMPETENCE	SUBJECT MATTER	INDICATORS	CHARACTER VALUES	ENGLISH INSTRUCTIONAL MATERIAL	INQUIRY LEARNING	
						STUDENTS' ACTIVITY	TEACHERS' ACTIVITY
Past Tense (When I Was a Child)	3.10 Menerapkan fungsi sosial, struktur teks, dan unsur kebahasaan teks interaksi transaksional lisan dan tulis yang melibatkan tindakan memberi dan meminta informasi terkait keadaan/ tindakan/ kegiatan/ kejadian yang dilakukan/ terjadi, rutin maupun tidak rutin, atau menjadi kebenaran umum di waktu lampau, sesuai dengan konteks penggunaannya. (Perhatikan unsur kebahasaan simple past tense)	<ul style="list-style-type: none"> • Social function Reporting, narrating, explaining events that happened in the past. • Text structure <ul style="list-style-type: none"> - Getting started - Responding (expected/ unexpected) • Language elements <ul style="list-style-type: none"> - Declarative and interrogative sentences in Simple Past Tense. - Singular and plural nouns with or without a, the, this, those, my, their, etc. 	Supporting Indicators 1. (C1) Identifying the social function, a spoken transactional interaction text that involves the actions of providing and requesting information related to a state/action/ activity/event that occurred/happened, whether routine or non-routine, or became common knowledge, in the past, in accordance with its contextual usage. (C2) Explaining the social function of oral transactional interactions involving the actions of providing and	<ul style="list-style-type: none"> • Religious • Independent • Mutual cooperation • Honesty • Hard work • Self-confidence • Cooperation 	A conversation about a childhood activity or experience that happened in the past.	Orientation 1: The students recite prayers and listen to the teacher explaining the material that will be learned, the activities that will be carried out, and the objectives that must be understood. Formulating Problem 1: Students listen to and repeat the short text and short conversation the teacher reads about childhood activities or experiences.	Orientation 1: The teacher provides an explanation to the students about the material that the students will learn, the activities that they will carry out, and the objectives of the material to be learned. In addition, the teacher posed stimulating questions related to the activities in the past. Formulating Problem 1: The teacher explains and reads the short text and short conversation followed by the students, about childhood activities or experiences. Then the teacher asks the students to role-play using the

The purpose of applying the results of the needs analysis in the syllabus is to identify and understand the unique needs, preferences, and characteristics of the students and teacher. With a deeper understanding of students and teacher, syllabus developers can design more relevant and effective teaching strategies and integrate content that matches students' level of understanding and interest. In addition, by applying the results of the needs analysis, the syllabus can ensure that it prioritises student-centred learning, increases motivation, and stimulates active participation in the learning process. This helped to create an inclusive learning environment that supports students' all-around development. Overall, the goal of incorporating needs analysis results into the syllabus is to create relevant, engaging, and meaningful learning experiences for students, thereby helping them to achieve academic progress and personal growth more effectively.

The researcher made a comprehensive syllabus of the materials after analysing the data. The syllabus covers various aspects, such as unit title, basic competence, learning subject, signs of progress, character values, English introduction, and learning activities based on the inquiry learning model. The introduction of English provides guidance in various language skills, while the learning activities involve students' active participation and teacher facilitation.

The integration of prayer and ice-breaking with the Inquiry Learning Model at Pondok Pesantren Abnau Amir is well-founded and supported by multiple sources (Johnson et al., 2021). This student-centered approach aligns with students' needs and preferences, fostering an engaging, meaningful, and effective learning process. As a result, students develop critical thinking, creativity, collaboration, and a deeper understanding, promoting holistic growth and academic progress. The comprehensive and data-driven study underscores the importance of considering student preferences when designing effective learning experiences.

C. The Result of Development Phase

In this section, the researcher provides visual representations the Teacher's book both before and after development. The purpose of this presentation is to highlight the differences between the newly developed teacher's book and the old version of the teacher's book.



Figure 4. 1 *Cover Before Development*




Figure 4. 2 *Cover After Development*

The module currently being developed has several differences from the existing module, especially on the cover. Another difference lies in the chapter titles. The chapter titles in the previous version were less informative about the chapter's content, while in the new version, the chapter titles already explain the topics discussed.



Figure4. 3 *Basic Competencies Before Development*



Figure 4. 4 *Core Competencies After Development*



Figure4. 5 *Basic Competencies After Development*

The developed learning module has been refined by adding core competencies and basic competencies, engaging visuals, and relevant images. These improvements aim to make the learning material more appealing to teachers, help them better understand the concepts, enhance information retention, and demonstrate how these concepts can be applied in daily life. By

incorporating engaging visuals and relevant images, this module provided a more effective and enjoyable teaching experience for teacher.



Figure 4. 6 Orientation Before Development



Figure 4. 7 Orientation After Development.




Figure 4. 8 Formulating Problem After Development

Indikator	Soal/pertanyaan	Jawaban
1. Menjelaskan fungsi...
2. Menjelaskan fungsi...
3. Menjelaskan fungsi...
4. Menjelaskan fungsi...
5. Menjelaskan fungsi...
6. Menjelaskan fungsi...
7. Menjelaskan fungsi...
8. Menjelaskan fungsi...
9. Menjelaskan fungsi...
10. Menjelaskan fungsi...

Figure 4. 9 Answer Key Before Development



Figure 4. 10 Answer Key After Development

Indikator	Soal/pertanyaan	Jawaban
1. Menjelaskan fungsi...
2. Menjelaskan fungsi...
3. Menjelaskan fungsi...
4. Menjelaskan fungsi...
5. Menjelaskan fungsi...
6. Menjelaskan fungsi...
7. Menjelaskan fungsi...
8. Menjelaskan fungsi...
9. Menjelaskan fungsi...
10. Menjelaskan fungsi...

Figure 4. 11 Scoring Rubric Development

The developed learning module has been refined by adding answer keys to each activity. The answer key in the teacher's book plays a crucial role in supporting the effectiveness and quality of the learning process. The teacher's book is not merely a supplement but served as a fundamental guide for teacher in carrying out their duties optimally. Without an answer key,

teacher may struggle to accurately and comprehensively assess students' understanding. The answer key enables teacher to quickly and accurately identify correct and incorrect responses, allowing them to provide relevant and constructive feedback to students. This feedback is essential in helping students understand their mistakes.

Additionally, to assess the assignment that making a sentence, the teacher used a scoring rubric as a bridge to ensure that assessments remain fair, objective, and consistent. Without a rubric, teachers may fall into subjective evaluation, where personal preferences or differing interpretations could influence the grades given. As a result, students may feel uncertain about the basis of their assessment, potentially hindering the learning process. Therefore, the inclusion of a scoring rubric in the development of the teacher's book is essential.

The teacher's book, both before and after it was created utilizing the inquiry-based learning methodology, can serve as the primary reference for conducting classroom instruction. This guide provided comprehensive and structured information on learning objectives, teaching materials, instructional methods, learning activities, and assessment. With the development of an inquiry-based teacher's book, teacher can plan and implement lessons systematically and effectively. Hartono (2021) emphasizes that the teacher's guide is not merely a supplement but serves as a fundamental foundation for teachers in carrying out their duties optimally.

Without a comprehensive guide, teachers may struggle to implement effective teaching methods that align with students' needs.

D. *The Result of Evaluation Phase*

1. Validator's Suggestion on Developed Teacher's Book

To elevate the quality and maximize the effectiveness of the teacher's book, the researcher sought input from experts (validators). This feedback is crucial to ensuring that the book aligns with learning objectives, is engaging for teachers, and provides a well-structured and comprehensive teaching experience. As a result, the teacher's book can served as a valuable and impactful instructional tool for teacher.

Table 4. 4 *Validator's Suggestions on the Developed Teacher's Book*

No	Reviewers	Suggestions
1.	Validator 1	<ul style="list-style-type: none"> • Reducing the font size • Adding learning material • Adding assessment rubric to several activities for questions that require uncertain answers • Providing answer keys for activities that contain questions
2.	Validator 2	<ul style="list-style-type: none"> • Adding learning material • Provide an explain examples of ice-breaking • Adding simple open-ended questions • Provide vocabulary • Adding references
3.	Validator 3 (English Teacher)	Suitable for use after revision

2. The Result of Teacher's Book Evaluation

After undergoing several revisions, the textbook validation result allowed the researcher to make a deduction. To carry out the validation process, the researcher used the validation checklist adopted by Mutmainnah et. al (2023), which was based on the textbook suitability criteria proposed by BNSP. The tool included aspects such as content feasibility, presentation feasibility, language feasibility, and graphic feasibility. This comprehensive approach allowed for a thorough assessment of the suitability and effectiveness of the textbook.

a. Content Feasibility

In the process of assessing the relevance of a teacher's book content, three main components must be evaluated. First, the book's material should be assessed to ensure that it aligns with the Competency Standards (SK) and Basic Competencies (KD). Second, the book's content must be evaluated to ensure its accuracy and correctness. Lastly, the availability of adequate and appropriate supporting materials is crucial for the evaluation. All things considered, these three criteria establish if the teacher's book is appropriate and useful for use during the educational process.

Table 4. 5 *Content Feasibility*

No	Statement	Score form Validator 1	Score form Validator 2	Score form Validator 3	Mean Score Scale	Result
----	-----------	---------------------------------	---------------------------------	---------------------------------	------------------------	--------

1.	The learning outcomes are communicated effectively.	4	4	3	3.67	Valid
2.	The appropriateness of learning activities with the inquiry learning model.	3	4	4	3.67	Valid
3.	The alignment of the teacher's book with the steps of the inquiry learning model.	4	4	4	4	Valid
4.	The alignment of the teacher's book, such as reading, writing, speaking, and listening tasks, with the unit's learning indicators.	4	4	4	4	Valid
5.	The clarity of the teacher's book in developing students' critical thinking skills.	3	4	3	3.33	Valid Enough
6.	The inquiry-based learning model developed in the module aligns with the topics and tasks presented in the student's book.	4	4	4	4	Valid
7.	Vocabulary in the materials is related to the topic of the unit.	3	4	4	3.67	Valid
8.	Language function in the Instructions is	4	4	4	4	Valid

	related to the topic of the unit					
9.	The materials can encourage the teacher to explore more about the topic in in his/her mind	4	4	4	4	Valid
10.	The texts are directe in developing students' communication ability in order to achieve the social functions.	4	4	4	4	Valid
11.	The sources of materials are acceptable.	3	4	4	3.67	Valid
12.	The teacher's book can lead the students to develop their personal, social, and academic related to their English proficiency.	4	4	3	3.67	Valid
13.	The instructions are developed into the inquiry learning model in an appropriate form.	4	4	4	4	Valid
Total = 3.82 (Valid)						

The table above presents the results of the validation of the teacher's book in the content feasibility section, with an overall average score of 3.82. This score was obtained from the assessments of three expert validators who evaluated various aspects of the module, ranging from the alignment of

learning objectives with the curriculum to the clarity of instructions and materials. The purpose of this validation is to ensure that the module can be used as an effective and relevant learning tool for students.

The assessment results are presented in the table above, detailing the scores given by each validator for every evaluated aspect, along with the calculation of the average score for each aspect and the overall total. Overall, the module demonstrates a good level of validity and is deemed suitable for use, with some suggested improvements, particularly in aspects that received scores below 4, such as the alignment of learning activities with the inquiry-based learning model, the clarity of the teacher's guidebook in fostering students' critical thinking skills, the use of vocabulary in the materials, and the development of personal, social, and academic skills related to their English proficiency.

b. Presentation Feasibility

In evaluating the presentation feasibility of the teacher's book, various important aspects have been carefully considered. These aspects include the technical presentation, where the use of appropriate images, engaging sentences, relevant topics, and appropriate difficulty levels have played a significant role. In addition, the learning presentation has been tailored to the teacher's needs, based on educational principles, and encourages effective communication. Finally, the completeness of the presentation has ensured that all components of the book, from the preface to the cover, are well-presented and comprehensive.

Table 4. 6 *Presentation Feasibility*

No	Statement	Score form Validator 1	Score form Validator 2.	Score form Validator 3	Mean Score Scale.	Result
1.	The instructions presentation interactively and participatively includes the cover of textbook, preface, book map, table of content, and identity of the writer.	4	4	4	4	Valid
2.	The presentation of instructions clearly divides the opening (Cover), main (Material unit), and closing parts of the textbook (Answer Key).	3	4	4	3.67	Valid
3.	The main part of instructions is arranged systematically based on the stages of inquiry learning model, namely orientation, formulating problems, formulating hypothesis, collecting information, testing hypothesis, and collecting information.	4	4	4	4	Valid
4.	The instructions given by the teacher in the form of tasks are	3	4	4	3.67	Valid

	representing the characteristics of inquiry learning model, namely orientation, formulating problems, formulating hypothesis, collecting information, testing hypothesis, and collecting information.					
5.	The instructions interactively and participatively build the interaction in English between teacher and students.	3	4	4	3.67	Valid
6.	The instructions can encourage the students to do various communicative task creatively and critically.	3	4	4	3.67	Valid
7.	The instructions given by the teacher in the form of tasks presentation encourage students to be responsible for their own learning.	4	4	4	4	Valid
8.	The instructions encourage the students to recognize their success and inadequacy in learning process.	4	4	4	4	Valid

9.	The learning settings are related to teacher's need analysis.	3	4	4	3.67	Valid
Total = 3.81 (Valid)						

After conducting a feasibility assessment, this module achieved a satisfactory validity score of 3.81. From a technical perspective, the module excels in integrating engaging elements into its activities and design while aligning with user needs. Additionally, the accompanying teacher's guide is designed with activities that support teacher-led instruction to foster creative and critical thinking, as well as encourage active dialogue between students and teachers. The completeness of the material is also a key aspect, with each unit concluding with a summary, reflection, and bibliography.

The module has a solid structure, encompassing all essential components such as the book cover, basic and core competencies, orientation, formulating problems, formulating hypothesis, collecting information, testing hypothesis, and collecting information, conclusion drawing, and author identification. Each unit follows a structured flow, starting with an introductory section, followed by the main section (containing input and tasks), and concluding with a summary section (including reflection and vocabulary).

c. Language Feasibility

The language aspect is a crucial matter that requires careful evaluation in a module. This evaluation includes three main points: the suitability of the language to the teacher's developmental stage, the effectiveness of the

language in facilitating communication, and the logical consistency of the language used.

Table 4. 7 *Language Feasibility*

No	Statement	Score form Validator 1	Score form Validator 2	Score form Validator 3	Mean Score Scale.	Result
1.	The language in input, task, and instruction is clear and understandable.	4	4	4	4	Valid
2.	The language in input, task, and instruction is interactive and communicative.	4	4	4	4	Valid
3.	The language used in input, task, and instruction is suitable with students' cognitive development level.	3	4	4	3.67	Valid
4.	The language in input, task, and instruction is appropriate in the aspect of grammar, spelling, and punctuation.	3	4	4	3.67	Valid
5.	Language in the instructions is holistically cohesive and coherence.	4	4	4	4	Valid
Total = 3.86 (Valid)						

The language feasibility of the module achieved a score of 3.86, indicating its quality and suitability for teacher. The module not only uses

appropriate instructional language but is also carefully designed. The researcher ensured that texts, instructions, and other components are logically and coherently organized, while upholding grammatical accuracy.

The teacher's book that was developed for Islamic Boarding School Abnaul Amir Gowa has undergone a thorough validation process involving three validators. Two of them are lecturers from the English Language Department, while the other validator is an English Language teacher from Islamic Boarding School Abnaul Amir Gowa. Validation is a crucial process in developing quality teaching materials. In this context, validation helps enhance the effectiveness of the teacher's book as a guide for teachers in carrying out classroom learning. Brown (2004) argues that validation aims to ensure that the material presented in the teacher's book is accurate, relevant, and aligned with learning objectives.

This research paves the way for the future implementation of learning materials. The researcher have thoroughly documented each step of the design, development, and validation of the materials, including the materials themselves, the techniques used, and the results obtained. This comprehensive documentation, validated by experts, makes the research process more accessible and understandable for other researchers. The researcher hopes that future studies focusing on the implementation of these materials will provide deeper insights into their effectiveness, potential improvements, and how they function in real learning environments. Therefore, the researcher were optimistic that others would seamlessly continue the implementation

phase and generate a positive impact on the learning of eighth-grade students at Islamic Boarding School Abnaul Amir Gowa.

3. Teacher's Book Before and After Revision

In this section, the revisions made following the feedback and suggestions from the validators will be outlined in detail, clearly illustrating the significant changes aimed at enhancing the quality and effectiveness of the teacher's guide as a reference in the learning process.

a. Cover

According to the validation results, the validators concluded that the cover design of the developed teacher's book does not require any revisions. This indicates that the developed teacher's book has met the expected quality standards.

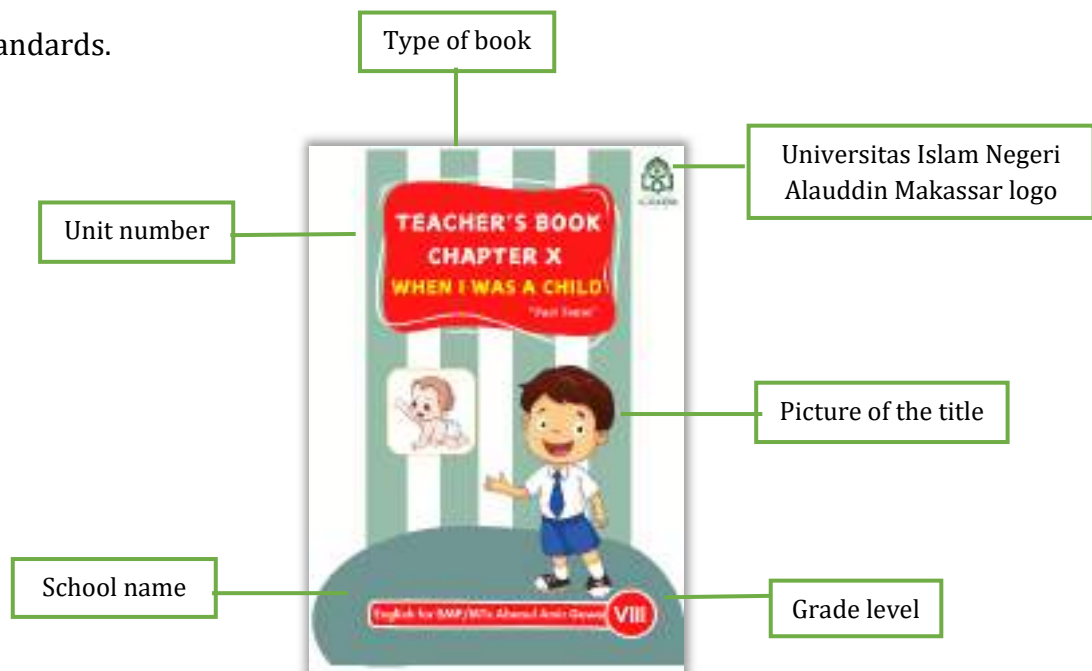


Figure 4. 12 *Modul Cover*

The cover is the first page of the unit and consists of the book type, unit number, school name, university logo, image of the book, and grade level. Unit X is organized to inform the teacher about the upcoming chapter with a new topic. The title, 'When I Was a Child' is essential to grab the teacher's attention by introducing the subject matter on the front cover. This builds initial interest and connects the teacher to the learning material. In addition, the logo of Universitas Islam Negeri Alauddin Makassar indicates the institution responsible for the production of the module. A picture of a young boy is included to enhance visual appeal and create a distinctive identity. The photo was carefully selected to harmonize the topic and strengthen its visual representation.

b. Page of Core Competencies

Based on the validation results, validators concluded that the core competencies of the developed teacher's book does not require any revisions. This indicates that the developed teacher's book has met the expected quality standards.




Figure 4.13 *Core Competencies*

Starting from this page onward, the base color of the module is white. White conveys a simple and straightforward impression, creating an elegant and clean appearance. This color enhances the readability of text and images on each page. Each page in the module consists of a module page and a unit name. This design helps teachers quickly identify and locate different sections of the book. A clear understanding of the expected student achievements during the learning process is achieved by incorporating core competencies. These core competencies can help teachers and students understand the learning objectives and the expected goals for students upon module completion. Core competencies are divided into two categories according to the 2013 curriculum: spiritual attitudes and social attitudes, followed by knowledge and skills competencies. These four aspects are represented by the abbreviation KI (Kompetensi Inti or Core Competencies). Specifically, spiritual

attitudes are outlined in KI-1, social attitudes in KI-2, knowledge in KI-3, and skills in KI-4.

c. Page of Basic Competency

On the grounds of the validation results, the validators concluded that the basic competencies of the developed teacher's book does not require any revisions. This indicates that the developed teacher's book has met the expected quality standards.

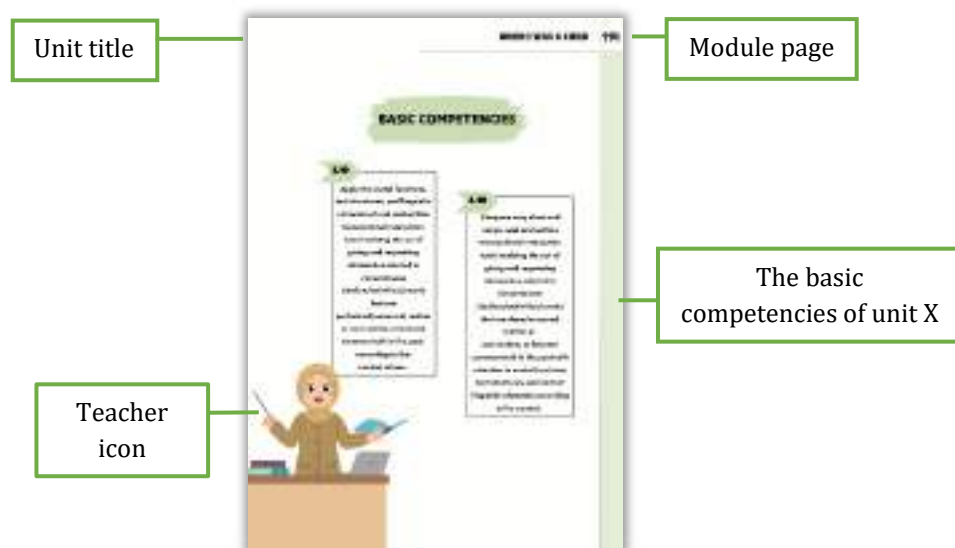


Figure 4. 14 *Basic Competencies*

Teachers can understand the learning objectives and expected outcomes when basic competencies are incorporated into the module. Basic competencies serve as a standard for measuring the knowledge, skills, and attitudes that students should acquire upon completing their learning. Additionally, they provide direction and focus throughout the learning process, making it more structured and effective.

d. The Pain Part of the Book

1) Orientation

Based on the validation results, the validators provided several suggestions to enhance the development of this teacher's book. One of key points they highlighted was the orientation phase. In the first revision, the validators recommended adding examples of ice-breaking activities in this phase to assist teachers in designing their own. They also suggested incorporating thought-provoking questions that indirectly lead to the core material to be studied. Additionally, they advised reducing the font size in certain sections of the module, particularly in the instructions, to improve readability.

The revisions made to the orientation phase based on the validators' feedback in the first revision have yielded satisfactory results. In the second revision, the validators did not provide any additional comments on this section, indicating that the implemented changes have effectively addressed the previously identified issues.



Figure 4.15 *Orientation Before Revision*

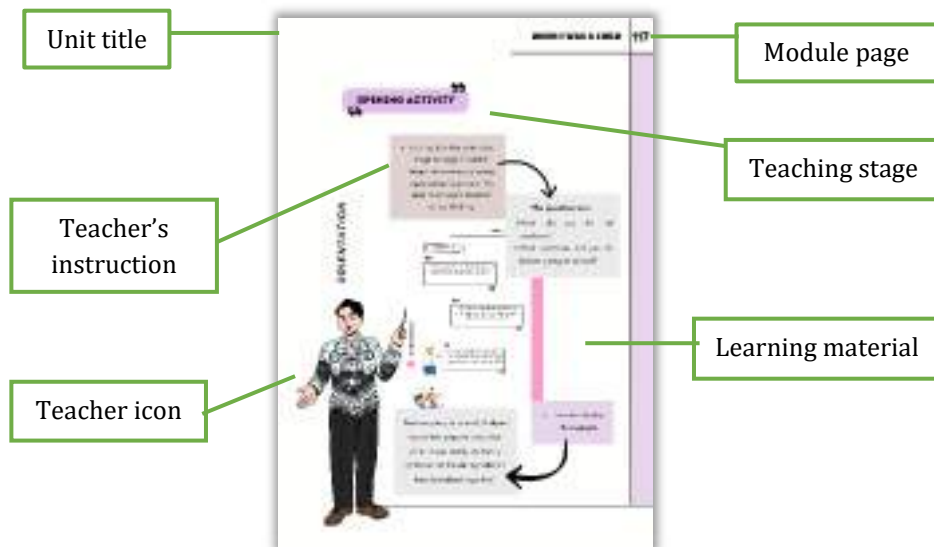


Figure 4.16 *Orientation After Revision*

This learning module employs an inquiry-based approach focused on Chapter X: "When I Was a Child." This approach facilitates interaction between teachers and students through question-and-answer activities. The teacher acts as an instructor who poses questions, while students, as respondents, are encouraged to answer questions related to the past tense. The module includes

a "Unit Title" section, which serves as a primary marker or general topic to be discussed throughout the learning sequence. This section provides teachers with an overview of the material to be taught within a unit and helps in planning lessons more systematically. Additionally, the teacher icons in the module are used as engaging visual elements.

The "Module Page" refers to the section in the teacher's book that contains a comprehensive guide for conducting lessons. Furthermore, the "Teaching Stage" outlines the steps or sequence of learning activities that teachers need to follow. These stages assist teachers in structuring lessons systematically and logically, from introducing the material to conducting evaluations. The "Teacher Instructions" section provides specific guidelines that teachers must follow throughout the learning process. These instructions may include how to deliver the material, assign tasks, or manage the class. Meanwhile, the "Learning Material" section contains complete and accurate information about the subject matter that will be taught to students.

2) Formulating Problem

The validation results indicate that the teacher's book requires improvements in certain sections. The validators suggested adding learning materials to the "Formulating Problem" section to assist teachers in designing instructions. This enhancement is expected to make the teacher's book more comprehensive and effective in supporting the learning and teaching process. The revisions made to the "Formulating Problem" section, in light of feedback from validators in the first revision, have yielded satisfactory results. In the

second revision, the validators did not provide any additional comments on this section, indicating that the implemented changes effectively addressed the previously identified issues. However, the researcher added vocabulary based on the validators' suggestion to include vocabulary in each activity.



Figure 4.17 *Formulating Problem Before Revision*

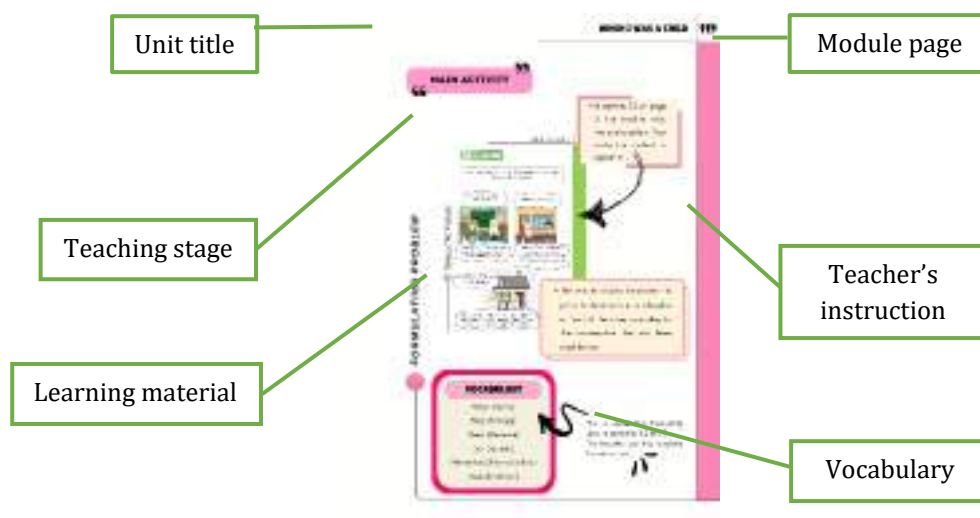


Figure 4.18 *Formulating Problem After Revision*

The inquiry approach is a learning method that emphasizes the processes of exploration, discovery, and problem-solving by students. In this approach, students are encouraged to actively participate in learning and develop critical thinking skills, questioning, observing, investigating, and drawing conclusions. Several components support the inquiry process in the learning module that follows this approach. First, the material title provides an overview of the topic or concept that students will learn. This helps students understand the direction of the lesson and the objectives to be achieved. Next, the instruction title provides guidance or steps that teachers must follow in delivering the material. Learning Material contains complete and accurate information about the subject matter taught to students.

Activities and tasks in the module serve as the core of the inquiry approach. These activities encourage students to actively participate, observe, question, investigate, and draw conclusions based on their findings. Through these activities, students can develop a deeper understanding, critical thinking skills, as well as effective communication and collaboration abilities. Overall, the inquiry approach in this learning module provides teachers with opportunities to foster students' critical thinking skills, curiosity, and independence in acquiring knowledge. Students are encouraged by this approach to learn actively and grasp the learning material more thoroughly.

3) Formulating Hypothesis

The validators found that the teacher's book required improvements in several areas. They suggested adding additional learning resources to the "formulating hypotheses" section to better support teachers in lesson planning. Additionally, they recommended reducing the font size used for instructions and guidelines to make the book more visually appealing. These changes are expected to make the teacher's book a more comprehensive and effective tool for teachers in the classroom. Furthermore, they suggested adding an "Answer Key" on each assignment page to prevent teachers from having to search for it at the end of the chapter.

The revisions made to the "formulating hypothesis" stage, based on the validators' feedback from the first revision, have yielded satisfactory results. In the final revision, the validators did not provide any additional comments on this section, indicating that the implemented changes have effectively addressed the previously identified issues.



Figure 4. 19 *Formulating Hypothesis Before Revision*



Figure 4. 20 *Answer Key Before Revision*

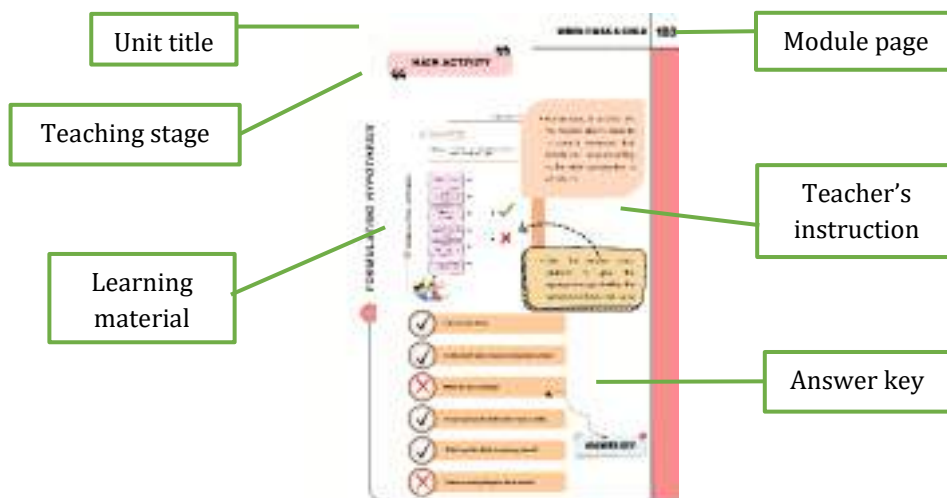


Figure 4. 21 *Formulating Hypothesis After Revision*

The inquiry approach at this stage gives the title of activity 1.4 to the students. The activity is intentionally structured to promote active student engagement in the learning process. It makes it possible for learners to deepen their comprehension of the material while enhancing their critical thinking,

communication, and collaboration abilities. Within the learning module, several instructions are included to guide teachers in implementing the activities or assignments related to the content. These directions help educators understand the necessary procedures and offer a clear framework for conducting the inquiry-based process.

4) Collecting Information

The validators identified several areas in the teacher's book that needed improvement. They recommended adding more learning materials to the "Collecting Information" section to better assist teachers in lesson planning. Additionally, they suggested using a smaller font size for instructions and guidelines to enhance the book's visual presentation. They also recommended adding an "Answer Key" to each assignment page to prevent teachers from having to search for it at the end of the chapter.

These modifications are expected to enhance the book's comprehensiveness and effectiveness as a classroom resource. The "Collecting Information" section, which was revised based on the validators' initial feedback, is now considered satisfactory. During the last review, the validators provided no additional comments on this section, confirming that the implemented changes have successfully addressed the previously identified issues.



Figure 4.22 *Collecting Information Before Revision*



Figure 4.23 *Answer Key Before Revision*

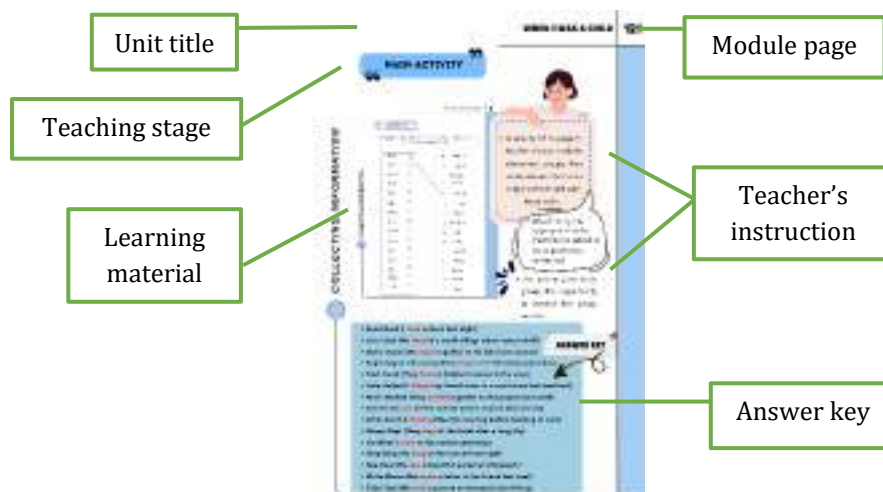


Figure 4.24 *Collecting Information After Revision*

The inquiry-based learning approach consists of several key components that support the achievement of effective learning outcomes. The first component includes the unit title and teacher instructions. The unit title helps to identify the subject matter or concept that students will explore, providing clarity on the learning direction and intended objectives.

Instructional headings outline the steps students need to follow when engaging in activities or completing tasks related to the material. These instructions guide students to understand the procedures, offering a structured and clear framework for conducting investigations.

The next component is Teacher Icon in the module, symbolizing the role of the teacher as a facilitator or mentor in learning. Learning material contains complete and accurate information regarding the content that students will learn.

5) Testing Hypothesis

Validators identified several areas in the teacher's book that needed improvement. They recommended adding more learning materials to the "Testing Hypothesis" section to better assist teachers in lesson planning. Additionally, they suggested using a smaller font size for instructions and guidelines to enhance the book's visual presentation. They also recommended adding an "Answer Key" to each assignment page to prevent teachers from having to search for it at the end of the chapter.

These modifications are expected to enhance the book's comprehensiveness and effectiveness as a classroom resource. The "Testing Hypothesis" section, which was revised based on the validators' initial feedback, is now considered satisfactory. During the second review, the validators provided no additional comments on this section, confirming that

the implemented changes have successfully addressed the previously identified issues.



Figure 4. 25 *Testing Hypothesis Before Revision*



Figure 4. 26 *Answer Key Before Revision*

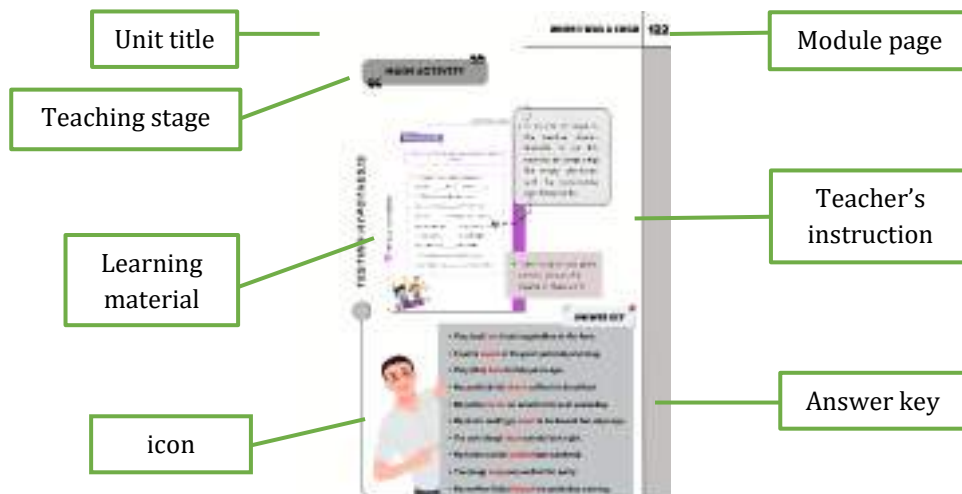


Figure 4. 27 *Testing Hypothesis After Revision*

The inquiry-based learning approach comprises several vital components that support the attainment of meaningful learning goals. One of the primary elements includes the unit title and teacher's instruction. The title

offers a general overview of the topic or concept to be delivered, helping teachers clarify the learning direction and the intended outcomes. Meanwhile, the instruction guidelines outline the necessary steps for conducting teaching activities. These guidelines assist educators in understanding the procedures and establishing a structured framework for facilitating the inquiry process. Learning material contains complete and accurate information about the learning material that will be taught to students.

Using teacher icon, provides visual appeal and connects abstract concepts to concrete representations. Teaching stage symbols serve to guide the learning process. The stages in a teaching module provide clear guidance for teachers on the steps to be taken at each stage of learning. These tasks encourage students to actively participate, observe, ask questions, investigate, and draw conclusions based on their findings. Through these tasks, students achieve a more in-depth understanding of the subject matter, improve their critical thinking abilities, and develop communication and collaboration skills within a context that is directly connected to the learning material.

6) Formulating Conclusion

The teacher's book required revisions, particularly in the "Formulating Conclusion" section, where validators recommended adding learning resources and reducing the font size of instructions for improved visual appeal. Subsequent revisions, incorporating this feedback, have proven successful, with no further comments from validators in the second review. These improvements are expected to enhance the book's utility for teachers.




Figure 4. 28 *Formulating Conclusion Before Revision*

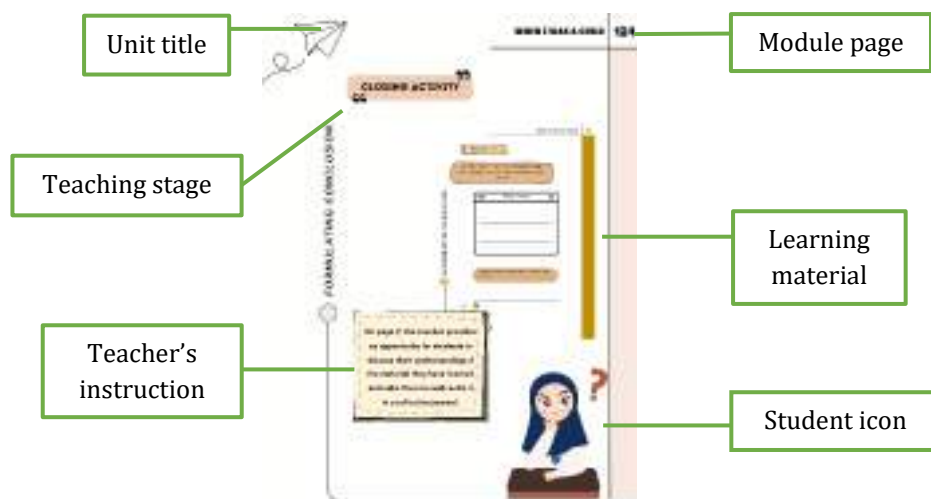


Figure 4. 29 *Formulating Conclusion After Revision*

The inquiry-based learning approach comprises several vital components that support the attainment of meaningful learning goals. One of the primary elements includes the unit title and teacher's instruction. The title offers a general overview of the topic or concept to be delivered, helping teachers clarify the learning direction and the intended outcomes. Meanwhile,

the instruction guidelines outline the necessary steps for conducting teaching activities. These guidelines assist educators in understanding the procedures and establish a structured framework for facilitating the inquiry process.

Using student icon, provides visual appeal and connects abstract concepts to concrete representations. The stages presented in the teaching module provide clear and detailed guidance for teachers, supporting a well-organized and systematic instructional process. The learning materials include comprehensive and accurate content, ensuring that students receive reliable information aligned with the objectives of the lesson.

In addition, the teacher also guides students in taking handwritten notes from their learning modules. This method highlights important information, reinforces key concepts, and helps present ideas in a clear and visual manner. Handwriting notes support students' understanding, enhance memory retention, and provide an organized structure for learning. It also encourages active involvement with the material, prompting students to recognize and document essential points, which ultimately contributes to a more effective and meaningful learning experience.

CHAPTER V

CONCLUSION

A. *Conclusion*

Based upon interviews with teacher, researcher find that there are several main needs that need to be considered to improve the quality of learning, such as the need for organized material, content of the material, and learning achievement targets in a structured manner.

The development of the teacher's book, based inquiry learning model's design stage, yielded a comprehensive and systematic design. This design modified the syllabus of previous research, which also developed student books based on inquiry, with a focus on changes in teacher activities. Elements of the syllabus design include unit titles, basic competencies, subject matter, indicators, English instruction, and inquiry learning (student and teacher activities). In addition, this design focuses on providing clear and practical guidance for teachers in implementing inquiry learning into practice in the classroom.

In the development stage of the teacher's book based on inquiry learning model, the design created in previous stage transformed into a ready-to-use teacher's book product. The process involves several important steps. First, the learning materials that were identified in the design stage are arranged and written in clear, concise, and easy-to understand language for teachers.

These learning materials are presented in an attractive format and include relevant images or examples to clarify the concepts presented. Second, the inquiry-based learning activities that were designed from the orientation stage to formulating conclusions serve as a guide for teachers in teaching. In addition, in this development stage, a review and revision process is also carried out on the learning materials, learning activities, and assessments that have been prepared. This revision process involves validators, consultants, and teachers. The input and suggestions for improvement are then analyzed and considered for revisions to the teacher's book, so that the resulting of teacher's book is truly high-quality and in accordance with the needs of teachers in the field.

The researcher implemented formative evaluations at each stage of module development. Furthermore, the developed coursebook was also assessed and received excellent results, with details: Content Feasibility (3.82), Presentation Feasibility (3.81), and Language Feasibility (3.86). After a systematic development and revision process, this Teacher' integrating Islamic values was finally declared feasible and approved by the validators.

B. Implication of Research

According to this study, the implementation of teacher's book in the classroom is a crucial step toward further development. Teachers' feedback during implementation provided valuable insights into the effectiveness of the module. This data was highly beneficial in identifying areas that required

refinement and improvement. Future researchers can explore the development of modules that support more efficient teaching materials, providing educators with valuable resources for focused instruction. These modules not only serve as supplementary materials but are also designed to make it easier for teachers to deliver the material, encourage students to actively participate in learning, and enhance their critical thinking skills through inquiry-based learning methods. Integrating these modules into daily activities will create a more meaningful teaching experience for educators.

BIBLIOGRAPHY

<https://quran.kemenag.go.id/>

- Allen, W. C. (2006). Overview and evolution of the ADDIE training system. *Advances in Developing Human Resources*, 8 (4), 430-441.
- Amanda, D. R. (2024). Analisis Penggunaan Media Pembelajaran Berbasis Media Visual Terhadap Hasil Belajar Bahasa Indonesia Siswa. *Jurnal Pendidikan, Bahasa Dan Budaya*, 3(2), 185–199.
- Amir, A. M. (2019). Developing Inquiry Learning Model-Based ELT Materials For The Seventh Grade of Junior High School. *Jurnal ELTIES (English Language Teaching for EFL Learners)*.
- Andrini, V. S. (2016). The Effectiveness of Inquiry Learning Method to Enhance Students' Learning Outcome: A Theoretical and Empirical Review. *Journal of Education and Practice*, 7(3), 38–42. <https://doi.org/10.55215/jppguseda.v6i2.8124>
- Ani Sutiani, Manihar Situmorang, A. S. (2021). Implementation of an Inquiry Learning Model with Science Literacy to Improve Student Critical Thinking Skills. *International Journal of Instruction*, 14(2), 117–138.
- Ayu Bintang Lestari, S., Saragih, S., & Hasratuddin, H. (2018). Developing Learning Materials Based on Realistic Mathematics Education with Malay Culture Context to Improve Mathematical Communication Ability and Self-Efficacy of Students in SMPN 2 Talawi. *American Journal of Educational Research*, 6(11), 1473–1480. <https://doi.org/10.12691/education-6-11-5>
- Bandalos, D. L. (2018). Measurement Theory and Applications for The Social Sciences. In *Analytical Biochemistry* (Vol. 11, Issue 1). THE GUILFORD PRESS.
- BSNP. (2006). *Permendiknas RI No. 22 Tahun 2006 tentang Standar Isi untuk Satuan Pendidikan Dasar dan Menengah*.
- Branch, R. M. (2019). The ADDIE Model: Its Importance and Its Implementation in Instructional Design. In *Handbook of Research on Instructional Systems and Technology* (pp. 1-19).
- Clare R. Kilbane, N. B. M. (2013). Teaching Models : Designing Instruction for 21st Century Learners. In *Educational Algebra* (1st Editio). Pearson. https://doi.org/10.1007/978-0-387-71254-3_5

- Fadilla, I., & Usmeldi. (2020). Preliminary study for development of teacher's Books oriented research-based learning on science lesson in Junior High School. *Journal of Physics: Conference Series*, 1481(1). <https://doi.org/10.1088/1742-6596/1481/1/012068>
- Fasli Jalal, D. S. (2001). *Reformasi Pendidikan Dalam Konteks Otonomi Daerah*. Adicita Karya Nusa.
- Fitria Devirita, Neviyarni, D. (2021). Pengembangan Buku Ajar Berbasis Problem Based Learning Di Sekolah Dasar. *Jurnal Basicedu*, 5(2), 469–477. <https://doi.org/10.31004/basicedu.v5i2.680>
- Gall, M. D., Gall, J. P., & Borg, W. R. (2003). Educational Research: An Introduction, 7th Edition. *Educational An Introduction*.
- Ganesan, M. (2015). Developing of E-content Package by Using ADDIE Model. *International Journal of Applied Research*, 1(3), 52–54. https://www.researchgate.net/publication/339102976_Developing_of_E-content_package_by_using_ADDIE_Model
- Gay, L.R., Mills, G.E., & Airasian, P. (2009). Competencies for Analysis and Applications (Edisi ke-9). *Educational Research*.
- Harahap, H. R. S., Rangkuty, A. R., & Nasution, L. E. (2022). The Effect of Inquiry Teaching Method on Students' Vocabulary Achievement. *Edunesia: Jurnal Ilmiah Pendidikan*, 4(1), 80–93.
- Hastie, T., Tibshirani, R., & Friedman, J. (2008). The Elements of Statistical Learning. Springer Series in Statistics-Second Edition.
- Helfira, R., Ratnawulan, & Syafriani, S. (2020). Validity of integrated science teacher's book with the themes of blood fluid using integrated connected type learning in the 21st century. *Journal of Physics: Conference Series*, 1481(1).
- Imran. (2014). Pengembangan Buku Siswa Berkualitas. Penerbit Pendidikan Indonesia.
- Johnson, D. W., Johnson, R. T., & Holubec, E. J. (2021). Active learning: Cooperation and competition in the college classroom. Interaction Book Company.
- Josef Trna, Eva Trnova, J. S. (2012). IMPLEMENTATION OF INQUIRY-BASED SCIENCE EDUCATION IN SCIENCE TEACHER TRAINING. *Journal of Educational and Instructional Studies*, 2(4), 199–209.
- Kurt, S. 2017. *ADDIE Model: Instructional Design, Frameworks & Theories*
- Kusmaryono, H., & Setiawati, R. (2013). Penerapan Inquiry Based Learning

untuk Mengetahui Respon Belajar Siswa pada Materi Konsep dan Pengelolaan Koperasi. *Jurnal Pendidikan Ekonomi Dinamika Pendidikan*, VIII(2).

Matthew B. Miles, A. Michael Huberman, J. S. (2014). *Qualitative Data Analysis : A Methods Sourcebook* (3 edition). SAGE Publication, Inc.

Mayfield, M. (2011). Creating training and development programs: using the ADDIE method. *Development and Learning in Organizations: An International Journal*, 25 (3), 19-22.

Mulyasa, E. (2013). *Pengembangan dan Implementasi Kurikulum 2013* (Anang Solihin Wardan (ed.)). PT Remaja Rosdakarya.

Mutmainnah, A. (2023). Developing Inquiry Learning Model-Based ELT Material of Short Massage and Notice Unit for the Eighth Grade Students of Islamic Boarding School Abnaul Amir Gowa. State Islamic University of Alauddin. Thesis.

Nahel. (2012). *Matematika untuk Sekolah Menengah Pertama Kelas VII* (Edisi Revisi). Erlangga.

National Research Council & Pillars of Science Education, Inc. (2012). *A Framework for K-12 Science Education: Practices, Crosscutting Concepts, and Core Ideas*. National Academies Press

Nauli, B. S. (2015). Combining inquiry, learning community and total physical response for teaching English. *English Education Journal (EEJ)*, 6(3), 356–369.

Nurpahmi, S., Aliyah Nur, N., Rahayu, D., Apriani, S., Auni, B. A., Mr, K., Sahid, M., & Al-Munawar, A. (2022). *INTEGRATING ISLAMIC VALUES INTO ELT MATERIALS FOR THE ELEVENTH-GRADE STUDENTS OF MAHYAJATUL QURRA' ISLAMIC BOARDING SCHOOL TAKALAR*. 2, 650–668.

Rahayu, D. (2022). Integrating Islamic Values Into Elt Materials Unit Of “National Disaster-An Exposition” For The Eleventh Grade Students Of Mahyajatul Qurra’ Islamic Boarding School Takalar. State Islamic University of Alauddin. Thesis.

Rahman, A., Munandar, S. A., Fitriani, A., Karlina, Y., & Yumriani. (2022). Pengertian Pendidikan, Ilmu Pendidikan dan Unsur-Unsur Pendidikan. *Al Urwatul Wutsqa: Kajian Pendidikan Islam*, 2(1), 1–8.

Rahmat, A. (2013). Pengantar Pendidikan Teori, Konsep, dan aplikasi. *Journal of Chemical Information and Modeling*, 9, 1689–1699.

Samadun Samadun, Rahyu Setiani, Dwikoranto Dwikoranto, M. M. (2023). Effectiveness of Inquiry Learning Models to Improve Students’ Critical

Thinking Ability. *IJORE: International Journal of Recent Educational Research*, 4 (2), 203–212.

Samani, M. (2012). Profesionalisasi Pendidikan. In *UNESA University Press*.

Sanjaya, Wina. (2008). Perencanaan dan desain sistem pembelajaran. Jakarta: Kencana Prenada Media Group.

Sugiyono (2019). Metode Penelitian Kuantitatif, Kualitatif, dan R&D. Bandung : Alfabet.

Trevor Hastie , Robert Tibshirani, J. F. (2008). *The Elements of Statistical Learning* (Springer (ed.); Second Edi).

Trianto. (2013). *Model pembelajaran terpadu: Konsep, strategi, dan implementasinya dalam kurikulum tingkat satuan pendidikan (KTSP)*. Bumi Aksara.

Wang, P. H., Wu, P. L., Yu, K. W., & Lin, Y. X. (2015). Influence of implementing inquiry-based instruction on science learning motivation and interest: A perspective of comparison. *Procedia Social and Behavioral Sciences*, 174(2015), 1292–1299.

Widyastuti, E. (2018). Small groups gather feedback from professors and students for material design revision. *Journal of Educational Technology & Society*, 21(3), 239-250.

APPENDICES

APPENDIX I

Interview Guideliness for Teacher

School Name : Islamic Boarding School Abnaul Amir Gowa
 School Address : Moncobalang, Bontosunggu, South Bontonompo District, Gowa Regency, South Sulawesi
 Teacher's Name : Israwati, S.Pd
 Day/Date of Interview : July 18th, 2024
 Location : At School

1. Do you like giving a pre-teaching activity before starting the lesson?
2. What pre-teaching activity do you like the most?
3. When the class starts, what treatment do you prefer?
4. What form of subject matter do you prefer?
5. What kind of book design are you most interested in?
6. What kind of design model are you interested in?
7. In what way do you prefer to teach past tense?
8. If it's talk about the material of past tense (chapter X When I was a Child), what kind of expression you will give to your student?
9. What kind of expression would you most like for students to write?
10. In making a short dialogue about past tense what will you give to your students?
11. What learning model do you prefer?
12. If your students asked to do a project in class, which one would you choose?

13. If you give a task of presenting related subject matter, which one would you give?
14. Do you like the idea of teaching with games activities?
15. What your difficulties when teaching the material past tense (When I Was a Child)?

APPENDIX II

Interview Transcript

- Researcher : Bismillah. Assalamualaikum Ibu. Sebelumnya, kami minta maaf karena sudah mengganggu waktunya. Jadi, kami izin untuk melakukan wawancara.
- Teacher : Waalaikumsalam. Iye, silahkan.
- Researcher : Baik Ibu. Sebelumnya, sudah berapa lama Ibu mengajar?
- Teacher : Kurang lebih sudah 9 bulanan.
- Researcher : Oh iye Ibu. Mungkin, langsung saja di' di pertanyaan inti. Jadi, apakah Ibu suka memberi pre-teaching sebelum memulai pembelajaran?
- Teacher : Iya. Saya itu mendukung kegiatan pre-teaching sebelum memulai pembelajaran. Karena, selain bermanfaat untuk siswa, bermanfaat untuk guru juga dalam merencanakan pembelajaran yang efektif dan menarik.
- Researcher : Kemudian, pre-teaching seperti apa yang kita' suka Bu?
- Teacher : Ice breaking. Setiap pertemuan, saya kasih ice breaking supaya saya tahu bagaimana karakteristiknya siswa. Terus, saya bisa sesuaikanmi metode pembelajaran yang mau digunakan.
- Researcher : Ketika kelas dimulai, treatment seperti apa yang ibu suka? Misalnya, guru dulu yang menjelaskan atau siswa membaca materi terlebih dahulu?
- Teacher : Kalau saya, lebih suka menjelaskan langsung kepada siswa. Karena kita dapat memastikan, kalau semua siswa itu memiliki pemahaman yang sama terhadap materi yang akan dibahas.
- Researcher : Berikutnya, bentuk materi pelajaran seperti apa yang Ibu sukai? Misalnya yang bergambar, yang berdialog atau yang hanya teks saja?
- Teacher : Saya lebih suka bentuk materi yang bergambar. Hmm karena kan gambar itu dapat membuat materi lebih menarik daripada

kalau teks saja. Nah, materi yang bergambar kan lebih mudah juga untuk dipahami dan diingat.

Researcher : Desain buku seperti apa yang Ibu sukai?

Teacher : Saya suka desain buku yang menggabungkan gambar dan teks. Gambar itu membuat materi mudah dipahami, nah kalau teks, memberikan kejelasan pada gambar.

Researcher : Kira-kira, model desain apa yang Ibu suka? Apakah yang bentuknya seperti kartun, atau foto-foto orang terkenal misalnya.

Teacher : Saya suka kartun. Karena menurut saya lebih menarik secara visual. Siswa kan juga suka yang lucu-lucu toh. Jadi saya pikir kartun yang lucu juga dapat meningkatkan motivasi belajar.

Researcher : Dengan cara apa Ibu suka mengajarkan past tense?

Teacher : Saya suka mengajar past tense dengan penerimaan teori. Dengan menerima teori secara mendalam, harapan saya, siswa itu dapat membangun dasar yang kuat dalam belajar grammar.

Researcher : Kalau berbicara tentang materi past tense, ungkapan seperti apa yang akan Ibu berikan kepada siswa?

Teacher : Saya akan memberi siswa kesempatan untuk melakukan percakapan singkat secara berpasangan. Saya yakin ini akan membantu mereka berlatih menggunakan past tense dan juga meningkatkan speaking mereka.

Researcher : Ekspresi seperti apa yang Ibu inginkan untuk ditulis oleh siswa?

Teacher : Ekspresi yang ada di lingkungan sekolah, kelas, dan rumah.

Researcher : Selanjutnya Bu. Ketika membuat dialog pendek tentang past tense, apa yang akan Ibu berikan kepada siswa?

Teacher : Terlebih dahulu, saya akan kasih contoh percakapan untuk membantu siswa memahami konsep tersebut.

Researcher : Model pembelajaran apa yang Ibu suka?

- Teacher : Saya suka yang berpasangan. Karena siswa dapat saling membantu, kemudian berdiskusi, dan berbagi pengetahuan, yang akan memperdalam pemahaman mereka terhadap materi.
- Researcher : Jika siswa diminta mengerjakan proyek di kelas, proyek seperti apa yang Ibu pilih?
- Teacher : Saya akan kasih proyek kelompok saja.
- Researcher : Selanjutnya, jika Ibu memberikan tugas untuk mempresentasikan materi pelajaran, tugas manakah yang Ibu berikan? Apakah dengan mempresentasikan materi secara individu, atau berkelompok?
- Teacher : Jika saya memberi tugas untuk presentasi, saya memilih presentasi kelompok. Menurut saya, metode ini memungkinkan siswa untuk bekerja sama, bertukar ide, dan belajar dari satu sama lain.
- Researcher : Apakah Ibu suka jika pembelajaran itu digabung dengan games?
- Teacher : Iya, saya suka. Saya pikir dengan memanfaatkan games, siswa lebih antusias dalam belajar.
- Researcher : Pertanyaan terakhir, kesulitan apa yang Ibu alami saat mengajar materi past tense?
- Teacher : Kesulitan utama dalam mengajar itu kalau menerjemahkan. Siswa kan terbatas dalam menerjemahkan, jadi mereka kesulitan untuk menangkap materi kalau saya itu banyak pake bahasa Inggris.
- Researcher : Oh iye Ibu. Mungkin itu saja. Hehehe. Terima kasih banyak Ibu.
- Teacher : Iye dek. Sama-sama.

APPENDIX III

The Results of Interview' Data Processing

No	Question	Answer	Coding
1.	Do you like giving a pre-teaching activity before starting the lesson?	Yes. I personally strongly support the use of pre-teaching activity in the learning process. Because these activities are not only beneficial for students, but also for me as a teacher to be able to plan more effective and interesting learning.	The teacher agreed to conduct pre-teaching before starting the lesson.
2.	What pre-teaching activity do you like the most?	Ice breaking. It is an activity that I always include in every meeting with students. Ice breaking helps me to get to know the characteristics of each student better, so that I can adjust my learning methods accordingly.	The teacher likes to give ice-breaking activities in every meeting.
3.	When the class starts, what treatment do you prefer?	At the beginning of the lesson, I prefer to give instructions directly to the students. Because allows me to direct all students' attention to the same learning objectives and ensure all students have the same understanding of the material to be covered.	The teacher likes to give instructions directly to the students.
4.	What form of subject matter do you prefer?	I would definitely choose materials that are presented in the form of pictorial. Because pictorial can convey information much more effectively and interestingly than text alone. Material presented pictorially tends to be easier to understand and remember.	Teachers like pictorial materials because they are easy to understand.
5.	What kind of book design are you most interested in?	I like book designs that combine pictorials and words. Pictures make the material easier to understand, while words provide clarity to the images.	The combination of pictorials and words in books greatly facilitates

			material comprehension.
6.	What kind of design model are you interested in?	I like cartoons because they are more visually appealing, making the material engaging and easy to understand. I think that cute cartoon characters can also boost learning motivation.	The teacher is interested in cartoon design models.
7.	In what way do you prefer to teach past tense?	I prefer to teach past tense through the accepting theory as it allows students to understand the basic concepts and rules underlying the use of the tense. By accepting theory in depth, i hope students can build a strong foundation in grammar, which they can then apply in more practical contexts.	Teacher like to teach by giving more theory.
8.	If it's talk about the material of past tense (chapter X When I was a Child), what kind of expression you will give to your student?	I will give students the opportunity to create short conversations in pairs. I believe this will help them practice using the past tense in a real-life context while improving their speaking skills. For example, I will ask them to create a dialogue about their experiences, like a holiday.	The teacher chose to give students opportunity to create short conversation in pairs.
9.	What kind of expression would you most like for students to write?	I will provide 'expression in the environment of school, classroom, and Home'. Because I want to help student feel confident in sharing their feelings.	The teacher chose to guide the students in writing examples of past tense related to the environment of school, classroom, and home.
10.	In making a short dialogue about past tense what will you give to your students?	I will provide example of conversation to help student understand the concept.	Teacher will give example conversation.

11.	What learning model do you prefer?	I prefer the pairs model because by working in pairs, students can help each other, discuss, and share knowledge, which deepens their understanding of the material. And I think, working in pairs allows students to learn from their peers, which can often be easier to understand than explanations from the teacher.	Teachers like to use pairs learning in the classroom.
12.	If your students asked to do a project in class, which one would you choose?	If students are asked to do a project in class, I will choose a group project. Group projects allow students to work together, share ideas, and solve problems together. In addition, group projects help develop cooperation, communication, and leadership skills.	The teacher likes to give group projects.
13.	If you give a task of presenting related subject matter, which one would you give?	If I give an assignment to present related material, I will choose a group presentation. I think, this method allows students to work together, exchange ideas and learn from each other. In addition, group presentations give each member the opportunity to contribute, increasing the sense of responsibility and engagement in learning.	Teachers believe that group presentations are beneficial.
14.	Do you like the idea of teaching with games activities?	Yes. I like the idea of teaching using game activities. I think by utilizing games in the teaching and learning process, I can create a dynamic and effective classroom environment, students feel more engaged and enthusiastic about learning.	Teacher like of teaching with games activities.
15.	What your difficulties when teaching the material past tense (When I Was a Child)	The main difficulty in teaching, especially past tense material, is translating the concepts so it can be easily understood by students.	Students' difficulties in translating make it challenging for teachers to teach.

APPENDIX IV

Syllabus Design

UNIT TITLE	BASIC COMPETENCE	SUBJECT MATTER	INDICATORS	CHARACTER VALUES	ENGLISH INSTRUCTIONAL MATERIAL	INQUIRY LEARNING	
						STUDENTS' ACTIVITY	TEACHERS' ACTIVITY
Past Tense (When I Was a Child)	3.10 <i>Menerapkan fungsi sosial, struktur teks, dan unsur kebahasaan teks interaksi transaksional lisan dan tulis yang melibatkan tindakan memberi dan meminta informasi terkait keadaan/ tindakan/ kegiatan/ kejadian yang dilakukan/ terjadi, rutin maupun tidak rutin, atau menjadi kebenaran umum di waktu lampau, sesuai</i>	<ul style="list-style-type: none"> • Social function Reporting, narrating, explaining events that happened in the past. • Text structure <ul style="list-style-type: none"> - Getting started - Responding (expected/unexpected) • Language elements <ul style="list-style-type: none"> - Declarative and interrogative sentences in Simple Past Tense. 	Supporting Indicators 1. (C1) Identifying the social function, a spoken transactional interaction text that involves the actions of providing and requesting information related to a state/action/activity/event that occurred/happened, whether routine or non-routine, or became common knowledge, in the past, in accordance with its contextual usage. (C2) Explaining the social function of oral transactional	<ul style="list-style-type: none"> • Religious • Independent • Mutual cooperation • Honesty • Hard work • Self-confidence • Cooperation 	A conversation about a childhood activity or experience that happened in the past.	Orientation 1: The students recite prayers and listen to the teacher explaining the material that will be learned, the activities that will be carried out, and the objectives that must be understood. Formulating Problem 1: Students listen to and repeat the short text and short conversation the teacher reads	Orientation 1: The teacher provides an explanation to the students about the material that the students will learn, the activities that they will carry out, and the objectives of the material to be learned. In addition, the teacher posed stimulating questions related to the activities in the past. Formulating Problem 1: The teacher explains and reads the short text and short conversation followed by the

	<p><i>dengan konteks penggunaannya. (Perhatikan unsur kebahasaan simple past tense)</i></p>	<ul style="list-style-type: none"> - Singular and plural nouns with or without a, the, this, those, my, their, etc. - Speech, word stress, intonation, spelling, punctuation, and handwriting - Topic Activities, actions that (routinely) happened in the past at school, home, and surrounding areas that can foster the behaviors contained in the KI 	<p>interactions involving the actions of providing and requesting information related to the condition/ action/activity/ event that occurred/happened, whether routine or non-routine, or became common knowledge, in the past, in accordance with its contextual usage.</p> <p>2. (C1) Identifying the social function of written transactional texts that involve the actions of providing and requesting information related to the condition/ action/activity/ event that occurred/happened, whether routine or non-routine, or became common knowledge, in the</p>		<p>A short text containing a childhood experience.</p>	<p>about childhood activities or experiences.</p> <p>Formulating hypothesis 1: The students complete their assignments by marking the answers that correspond to the content of the conversation dialogue. Then, discuss their answers.</p> <p>Collecting information 1: The students work in groups, students are asked to read and</p>	<p>students, about childhood activities or experiences. Then the teacher asks the students to role-play using the dialog in front of the class.</p> <p>Formulating hypothesis 1: The teacher instructs the students to complete the task by marking the answers that match the content of the conversation dialog. Afterward, the teacher guides the student and give time to discuss their answers.</p> <p>Collecting information 1: The teacher instructs the students to read and understand the last</p>
--	---	---	---	--	--	--	--

			<p>past, in accordance with its contextual usage.</p> <p>(C2) Explaining the social function of written transactional interactions that involve the actions of providing and requesting information related to the conditions/ actions/activities/ events that occurred/happened, whether routine or non-routine, or became common knowledge, in the past, in accordance with its contextual usage.</p> <p>3. (C1) Identifying the text structure of oral transactional interactions that involve the actions of providing and</p>		<p>A conversation about a childhood activity or experience that</p>	<p>understand the conversation and then students are asked to pair the conversation with the appropriate word. Then students present their work in front of the class.</p> <p>Testing hypothesis 1: Students complete sentences, this exercise tests students' understanding of the use of past tense sentences in the context of childhood experiences. Students are given a series of sentences that</p>	<p>conversation. Students work in groups to connect present and past. After they finish linking the present and past words, the students make sentences for each word in their notebooks. The teacher then welcome the students to read their work in front of the class.</p> <p>Testing hypothesis 1: Students do the exercises by completing sentences using the correct words, according to the situation in the past.</p>
--	--	--	--	--	---	---	--

		<p>requesting information related to the conditions/ actions/activities/ events that occurred/ happened, whether routine or non-routine, or became common knowledge, in the past, in accordance with its contextual usage.</p> <p>(C2) Explaining the text structure of oral transactional interactions that involve the actions of providing and requesting information related to the conditions/ actions/activities/ events that occurred/ happened, whether routine or non-routine, or became common knowledge, in the past, in</p>		<p>happened in the past.</p>	<p>have blanks that they must fill in with the right words in the past tense. The students' task is to complete the sentences with the right words so that the sentences become complete and meaningful.</p> <p>Formulating conclusion 1: Students discuss with classmates about the material they have learned. Then make a journal about the material they understand and don't understand.</p>	<p>Formulating conclusion 1: The teacher guides students in discussing about the material they have learned, to evaluate and conclude students' understanding. Then the teacher asks students to make a journal about the material they understand and don't understand.</p>
--	--	---	--	------------------------------	--	---

			<p>accordance with its contextual usage.</p> <p>4. (C1) Identifying the text structure of written transactional interactions involving actions of providing and requesting information related to conditions/ actions/activities/ events that occurred/happened, whether routine or non-routine, or became common knowledge, in the past, in accordance with its contextual usage.</p> <p>(C2) Explaining the text structure of written transactional interactions involving actions of providing and requesting information related</p>		<p>A short text containing a childhood experience.</p>	<p>Orientation 2: Students listen to the teacher's explanation about the material they will learn, the activities they will carry out, and the purpose of the material to be learned.</p> <p>Formulating Problem 2: Students listen to and repeat a story text read by the teacher about childhood activities or experiences in the classroom and around the school environment.</p>	<p>Orientation 2: The teacher Gives explanation to students about the material that students will learn, the activities they will carry out, and the purpose of the material they studied.</p> <p>Formulating Problem 2: The teacher explains and read aloud the text followed by the students, about a childhood activity or experience. Then students are invited to read in front of the class.</p>
--	--	--	--	--	--	--	--

			<p>to conditions/ actions/activities/ events that occurred/happened, whether routine or non-routine, or became common knowledge, in the past, in accordance with its contextual usage.</p> <p>5. (C1) Identifying the language features of oral transactional interactions involving actions of providing and requesting information related to conditions/ actions/activities/ events that occurred/happened, whether routine or non-routine, or became common knowledge, in the past, in accordance with its contextual usage.</p>		<p>A conversation about a childhood activity or experience that happened in the past.</p>	<p>Formulating Hypothesis 2: Students are asked to make true/false sentences based on the text "When I Was a Child" This is a question type that tests students' understanding of texts that contain stories or childhood experiences. In this question type, students will be given a statement or sentence related to the text "When I Was a Child", and students must judge whether the statement is true or false based on the information contained in the text. Students must use the information they read in the text to make a judgment on whether or not</p>	<p>Formulating Hypothesis 2: The teacher asks the students to check the sentences, whether they are true/false based on the text they have read before. Students should use the information they read in the text to make a correct judgment and also students should include their reasons.</p>
--	--	--	--	--	---	---	---

			<p>(C2) Explaining the language features of oral transactional interactions involving actions of providing and requesting information related to conditions/ actions/activities/ events that occurred/happened, whether routine or non-routine, or became common knowledge, in the past, in accordance with its contextual usage.</p> <p>6. (C1) Identifying the language features of written transactional interactions involving actions of providing and requesting information related to conditions/ actions/activities/</p>		<p>A short text containing a childhood experience.</p>	<p>the statement is true to the content of the text.</p> <p>Collecting Information 2: In groups, students are asked to find the past tense verbs in the word search chart and write it in their notebooks.</p> <p>Testing Hypothesis 2: Students are asked to create short and simple short and simple texts about students' childhood stories, then present them in front of the class.</p>	<p>Collecting Information 2: The teacher divides the students into groups and asks them to find some past tense verbs in the “word search” chart. Then, the students make sentences according to the found words.</p> <p>Testing Hypothesis 2: The teacher asks the students to create a short structured text about each student's childhood. Then the teacher asks them to show and explain in front of the class.</p>
--	--	--	---	--	--	--	--

			<p>events that occurred/happened, whether routine or non-routine, or became common knowledge, in the past, in accordance with its contextual usage.</p> <p>(C2) Explaining the language features of written transactional interactions involving actions of providing and requesting information related to conditions/ actions/activities/ events that occurred/happened, whether routine or non-routine, or became common knowledge, in the past, in accordance with its contextual usage.</p>			<p>Formulating Conclusion 2: Students discuss with classmates about the material that they have learned. Then keep a journal about material that they understand and material that they did not understand.</p>	<p>Formulating Conclusion 2: The teacher guides students in discussing about the material they have learned to evaluate and conclude students' understanding. Then the teacher asks students to journal about the material they understand and the material they do not understand.</p>
--	--	--	--	--	--	--	--

			<p>occurred/ happened, whether routine or non-routine, or became common knowledge, in the past, in accordance with its contextual usage.</p> <p>3. Applying the text structure of oral transactional interaction texts involving actions of providing and requesting information related to conditions/ actions/activities/ events that occurred/happene d, whether routine or non-routine, or became common knowledge, in the past, in accordance with its contextual usage.</p> <p>4. Applying the text structure of written transactional</p>		<p>A conversation about a childhood activity or experience that happened in the past.</p> <p>A short text containing a</p>		
--	--	--	--	--	--	--	--

			<p>interaction texts involving actions of providing and requesting information related to conditions/action/activities/ events that occurred/ happened, whether routine or non-routine, or became common knowledge, in the past, in accordance with its contextual usage.</p> <p>5. Applying the linguistic elements of oral transactional interaction texts involving actions of providing and requesting information related to conditions/action/activities/events that occurred/ happened, whether routine or non-routine, or</p>		<p>childhood experience.</p> <p>A conversation about a childhood activity or experience that happened in the past.</p>		
--	--	--	---	--	--	--	--

			<p>became common knowledge, in the past, in accordance with its contextual usage.</p> <p>6. Applying the linguistic elements of written transactional interaction texts involving actions of providing and requesting information related to condition/action/activities/events that occurred/happened, whether routine or non-routine, or became common knowledge, in the past, in accordance with its contextual usage.</p>		<p>A short text containing a childhood experience.</p>		
			<p>Main Indicators (C3)</p> <p>1. Analyzing the social function of oral transactional interaction texts involving actions</p>		<p>A conversation about a childhood activity or experience that happened in the past.</p>		

			<p>of providing and requesting information related to condition/action/activities/events that occurred/happened, whether routine or non-routine, or became common knowledge, in the past, in accordance with its contextual usage.</p> <p>2. Analyzing the social function of written transactional interaction texts involving actions of providing and requesting information related to condition/actions/activities/events that occurred/happened, whether routine or non-routine, or became common knowledge, in the</p>		<p>A short text containing a childhood experience.</p>		
--	--	--	---	--	--	--	--

			<p>past, in accordance with its contextual usage.</p> <p>3. Analyzing the text structure of oral transactional interaction texts involving actions of providing and requesting information related to condition/action/activities/events that occurred/happened, whether routine or non-routine, or became common knowledge, in the past, in accordance with its contextual usage.</p> <p>4. Analyzing the text structure of written transactional interaction texts involving actions of providing and requesting information related to</p>		<p>A conversation about a childhood activity or experience that happened in the past.</p> <p>A short text containing a childhood experience.</p>		
--	--	--	---	--	--	--	--

			<p>conditions/actions/activities/events that occurred/happened, whether routine or non-routine, or became common knowledge, in the past, in accordance with its contextual usage.</p> <p>5. Applying linguistic elements in oral transactional interaction texts that involve actions of providing and requesting information related to conditions/actions/activities/events that occurred/happened, whether routine or non-routine, or became common knowledge, in the past, in accordance with its contextual usage.</p>		<p>A conversation about a childhood activity or experience that happened in the past.</p>		
--	--	--	---	--	---	--	--

			<p>6. Applying linguistic elements in written transactional interaction texts that involve actions of providing and requesting information related to conditions/actions /activities/events that occurred/happened, whether routine or non-routine, or became common knowledge, in the past, in accordance with its contextual usage.</p> <p>Enrichment Indicator (C4)</p> <p>1. Analyzing the social function of oral transactional interaction texts involving actions of providing and requesting information</p>		<p>A short text containing a childhood experience.</p> <p>A conversation about a childhood activity or experience that happened in the past.</p>		
--	--	--	---	--	--	--	--

			<p>related to conditions/ actions/activities/ events that occurred/happened, whether routine or non-routine, or became common knowledge, in the past, in accordance with their contextual usage.</p> <p>2. Analyzing the social function of written transactional interaction texts involving actions of providing and requesting information related to conditions/actions /activities/ events that occurred/ happened, whether routine or non-routine, or became common knowledge, in the past, in accordance with their contextual usage.</p>		<p>A short text containing a childhood experience.</p>		
--	--	--	--	--	--	--	--

			<p>3. Analyzing the text structure of oral transactional interaction texts involving actions of providing and requesting information related to conditions/actions /activities/events that occurred/ happened, whether routine or non-routine, or became common knowledge, in the past, in accordance with their contextual usage.</p> <p>4. Analyzing the text structure of written transactional interaction texts involving actions of providing and requesting information related to conditions/ actions/activities/ events that</p>		<p>A conversation about a childhood activity or experience that happened in the past.</p> <p>A short text containing a childhood experience.</p>		
--	--	--	---	--	--	--	--

			<p>occurred/ happened, whether routine or non-routine, or became common knowledge, in the past, in accordance with their contextual usage.</p> <p>5. Analyzing the linguistic elements of oral transactional interaction texts involving actions of providing and requesting information related to conditions/ actions/activities/ events that occurred/happene d, whether routine or non-routine, or became common knowledge, in the past, in accordance with their contextual usage.</p> <p>6. Analyzing the linguistic elements of written</p>		<p>A conversation about a childhood activity or experience that happened in the past.</p>		
--	--	--	--	--	---	--	--

	<p>KD 4.10 Menyusun teks interaksi transaksional lisan dan tulis sangat pendek dan sederhana yang melibatkan tindakan memberi dan meminta</p>	<ul style="list-style-type: none"> • Social function Reporting, narrating, explaining events that happened in the past. • Text structur 	<p>transactional interaction texts involving actions of providing and requesting information related to conditions/ actions/activities/ events that occurred/ happened, whether routine or non-routine, or became common knowledge, in the past, in accordance with their contextual usage.</p> <p>4.10 Main Indicator (P1)</p> <p>1. Writing very short and simple oral transactional texts that involve giving and requesting information related to past conditions/ actions/activities/</p>		<p>A short text containing a childhood experience.</p> <p>A conversation about a childhood activity or experience that happened in the past.</p>		
--	--	---	--	--	--	--	--

	<p><i>informasi terkait keadaan/tindakan/kegiatan/kejadian yang dilakukan/terjadi, rutin maupun tidak rutin, atau menjadi kebenaran umum di waktu lampau dengan memperhatikan fungsi social, struktur teks, dan unsur kebahasaan yang benar sesuai konteks.</i></p>	<ul style="list-style-type: none"> - Getting started - Responding (expected/unexpected) • Language elements - Declarative and interrogative sentences in Simple Past Tense. - Singular and plural nouns with or without a, the, this, those, my, their, etc. - Speech, word stress, intonation, spelling, punctuation, and handwriting - Topic 	<p>events, whether routine or non-routine, or common knowledge, while observing the correct social function according to the context.</p> <p>2. Writing very short and simple written transactional texts that involve giving and requesting information related to past conditions/ actions/activities/ events, whether routine or non-routine, or common knowledge, while observing the correct social function according to the context.</p> <p>3. Writing very short and simple oral transactional texts that involve giving and requesting information</p>		<p>A short text containing a childhood experience.</p> <p>A conversation about a childhood activity or experience that happened in the past.</p>		
--	---	--	---	--	--	--	--

		Activities, actions that (routinely) happened in the past at school, home, and surrounding areas that can foster the behaviors contained in the KI	<p>related to past conditions/ actions/activities/ events, whether routine or non-routine, or common knowledge, while observing the correct text structure according to the context.</p> <p>4. Writing a very short and simple written transactional text that involves giving and requesting information related to past conditions/ actions/activities/ events, whether routine or non-routine, or common knowledge, while observing the correct text structure</p>		A short text containing a childhood experience.		
--	--	--	---	--	---	--	--

			<p>according to the context.</p> <p>5. Writing a very short and simple spoken transactional text that involves giving and requesting information related to past conditions/ actions/activities/ events, whether routine or non-routine, or common knowledge, while observing the correct linguistic elements according to the context.</p> <p>6. Writing a very short and simple written transactional text that involves giving and requesting information related to past conditions/</p>		<p>A conversation about a childhood activity or experience that happened in the past.</p> <p>A short text containing a childhood experience</p>		
--	--	--	--	--	---	--	--

			<p>actions/activities/ events, whether routine or non-routine, or common knowledge, while observing the correct linguistic elements according to the context.</p> <p>Enrichment Indicators (P3)</p> <p>1. Completing very short and simple oral transactional interaction texts involving giving and requesting information related to conditions/ actions/activities/ events that occurred, whether routine or not, or became common knowledge in the past, while paying attention to the correct social</p>		<p>A conversation about a childhood activity or experience that happened in the past.</p>		
--	--	--	--	--	---	--	--

			<p>events that occurred, whether routine or not, or became common knowledge in the past, while paying attention to the correct text structure according to the context.</p> <p>4. Completing very short and simple written transactional interaction texts involving giving and requesting information related to conditions/ actions/activities/ events that occurred, whether routine or not, or became common knowledge in the past, while paying attention to the correct text structure according to the context.</p>		<p>A short text containing a childhood experience</p>		
--	--	--	--	--	---	--	--

			<p>5. Completing very short and simple spoken transactional interaction texts involving giving and requesting information related to conditions/ actions/activities/ events that occurred, whether routine or not, or became common knowledge in the past, while paying attention to the correct language elements according to the context.</p> <p>6. Completing very short and simple written transactional interaction texts involving giving and requesting information related to conditions/ actions/activities/</p>		<p>A conversation about a childhood activity or experience that happened in the past.</p> <p>A short text containing a childhood experience</p>		
--	--	--	--	--	---	--	--

			events that occurred, whether routine or not, or became common knowledge in the past, while paying attention to the correct language elements according to the context.				
--	--	--	---	--	--	--	--

APPENDIX V

Validation Sheet

INSTRUMENT VALIDATION SHEET

A. Validator Identity

Name : *SUBHINI RAKHAT, S.Pd, M.Pd*

Employee ID Number : -

Position : *Validator*

Institution : *UIN Maulana Malik Ibrahim*

B. Instructions

1. Kindly indicate your level of agreement with each statement by placing a checkmark (✓) in the corresponding column according to the rating scale provided:

1 = Poor	4 = Good
2 = Fair	5 = Excellent
3 = Satisfactory	
2. Kindly provide your feedback on the specific areas indicated for improvement.

C. Evaluation

1. Content Feasibility

No.	Statement	Assesment Scale					Comment
		1	2	3	4	5	
1.	The learning outcomes are communicated effectively.				✓		
2.	The appropriateness of learning activities with the inquiry learning model.			✓			
3.	The alignment of the teacher's book with the steps of the inquiry learning model.				✓		
4.	The alignment of the teacher's book, such as reading, writing, speaking, and listening tasks, with the unit's learning indicators.				✓		
5.	The clarity of the teacher's book in developing students' critical thinking skills.			✓			
6.	The inquiry-based learning model developed in the module aligns with the topics and tasks presented in the student's book.				✓		
7.	Vocabulary in the materials is related to the topic of the unit.			✓			
8.	Language function in the Instructions is related to the topic of the unit				✓		

9.	The materials can encourage the teacher to explore more about the topic in his/her mind				✓	
10.	The texts are direct in developing students' communication ability in order to achieve the social functions.				✓	
11.	The sources of materials are acceptable.			✓		
12.	The teacher's book can lead the students to develop their personal, social, and academic related to their English proficiency.				✓	
13.	The instructions are developed into the inquiry learning model in an appropriate form.				✓	

2. Presentation Feasibility

No.	Statement	Assesment Scale					Comment
		1	2	3	4	5	
1.	The instructions presentation interactively and participatively includes the cover of textbook, preface, book map, table of content, and identity of the writer.				✓		
2.	The presentation of instructions clearly divides the opening (Cover), main (Material unit), and closing parts of the textbook (Answer Key).			✓			

3.	The main part of instructions is arranged systematically based on the stages of inquiry learning model, namely orientation, formulating problems, formulating hypothesis, collecting information, testing hypothesis, and collecting information.				✓		
4.	The instructions given by the teacher in the form of tasks are representing the characteristics of inquiry learning model, namely orientation, formulating problems, formulating hypothesis, collecting information, testing hypothesis, and collecting information.			✓			
5.	The instructions interactively and participatively build the interaction in English between teacher and students.			✓			
6.	The instructions can encourage the students to do various communicative task creatively and critically.			✓			
7.	The instructions given by the teacher in the form of tasks presentation encourage students to be responsible for their own learning.				✓		
8.	The instructions encourage the students to recognize their				✓		

	success and inadequacy in learning process.						
9.	The learning settings are related to teacher's need analysis.			✓			

3. Language Feasibility

No.	Statement	Assesment Scale					Comment
		1	2	3	4	5	
1.	The language in input, task, and instruction is clear and understandable.				✓		
2.	The language in input, task, and instruction is interactive and communicative.				✓		
3.	The language used in input, task, and instruction is suitable with students' cognitive development level.			✓			
4.	The language in input, task, and instruction is appropriate in the aspect of grammar, spelling, and punctuation.			✓			
5.	The language in the instructions is holistically cohesive and coherence.				✓		

D. Comments and Suggestions

E. Conclusion

Based on the evaluation conducted, the teacher's book to be submitted to teachers is declared as:

1. Suitable for use without revision
- ② Suitable for use after revision
3. Not Suitable for use

Makassar, 20 Januari 2018

Validator



Subhan Baharub, S.Pd., M.Pd

INSTRUMENT VALIDATION SHEET**A. Validator Identity**

Name : Nur Azisah Azis, S.Pd., M.Hum

Employee ID Number : -

Position : Dosen

Institution : UINAM

B. Instructions

1. Kindly indicate your level of agreement with each statement by placing a checkmark (√) in the corresponding column according to the rating scale provided:

1 = Poor	4 = Good
2 = Fair	5 = Excellent
3 = Satisfactory	
2. Kindly provide your feedback on the specific areas indicated for improvement.

C. Evaluation

1. Content Feasibility

No.	Statement	Assesment Scale					Comment
		1	2	3	4	5	
1.	The learning outcomes are communicated effectively.				✓		
2.	The appropriateness of learning activities with the inquiry learning model.				✓		
3.	The alignment of the teacher's book with the steps of the inquiry learning model.				✓		
4.	The alignment of the teacher's book, such as reading, writing, speaking, and listening tasks, with the unit's learning indicators.				✓		
5.	The clarity of the teacher's book in developing students' critical thinking skills.				✓		
6.	The inquiry-based learning model developed in the module aligns with the topics and tasks presented in the student's book.				✓		
7.	Vocabulary in the materials is related to the topic of the unit.				✓		
8.	Language function in the Instructions is related to the topic of the unit				✓		

9.	The materials can encourage the teacher to explore more about the topic in in his/her mind				✓		
10.	The texts are directe in developing students' communication ability in order to achieve the social functions.				✓		
11.	The sources of materials are acceptable.				✓		
12.	The teacher's book can lead the students to develop their personal, social, and academic related to their English proficiency.				✓		
13.	The instructions are developed into the inquiry learning model in an appropriate form.				✓		

2. Presentation Feasibility

No.	Statement	Assesment Scale					Comment
		1	2	3	4	5	
1.	The instructions presentation interactively and participatively includes the cover of textbook, preface, book map, table of content, and identity of the writer.				✓		
2.	The presentation of instructions clearly divides the opening (Cover), main (Material unit), and closing parts of the textbook (Answer Key).				✓		

3.	The main part of instructions is arranged systematically based on the stages of inquiry learning model, namely orientation, formulating problems, formulating hypothesis, collecting information, testing hypothesis, and collecting information.				✓		
4.	The instructions given by the teacher in the form of tasks are representing the characteristics of inquiry learning model, namely orientation, formulating problems, formulating hypothesis, collecting information, testing hypothesis, and collecting information.				✓		
5.	The instructions interactively and participatively build the interaction in English between teacher and students.				✓		
6.	The instructions can encourage the students to do various communicative task creatively and critically.				✓		
7.	The instructions given by the teacher in the form of tasks presentation encourage students to be responsible for their own learning.				✓		
8.	The instructions encourage the students to recognize their				✓		

	success and inadequacy in learning process.						
9.	The learning settings are related to teacher's need analysis.				✓		

3. Language Feasibility

No.	Statement	Assesment Scale					Comment
		1	2	3	4	5	
1.	The language in input, task, and instruction is clear and understandable.				✓		
2.	The language in input, task, and instruction is interactive and communicative.				✓		
3.	The language used in input, task, and instruction is suitable with students' cognitive development level.				✓		
4.	The language in input, task, and instruction is appropriate in the aspect of grammar, spelling, and punctuation.				✓		
5.	The language in the instructions is holistically cohesive and coherence.				✓		

D. Comments and Suggestions

Overall, the teacher's book has been well-designed, but some notes will be better:

1. Put on the references
2. Give vocabularies every the end of activity
3. Pay attention to the *pemantik* question on your direction

E. Conclusion

Based on the evaluation conducted, the teacher's book to be submitted to teachers is declared as:

1. Suitable for use without revision
- ☒ 2. Suitable for use after revision
3. Not Suitable for use

.....
Validator



INSTRUMENT VALIDATION SHEET**A. Validator Identity**

Name : Israwati, S. Pd
Employee ID Number : -
Position : Guru
Institution : Mts Abnaul Amiir

B. Instructions

1. Kindly indicate your level of agreement with each statement by placing a checkmark (√) in the corresponding column according to the rating scale provided:

1 = Poor	4 = Good
2 = Fair	5 = Excellent
3 = Satisfactory	
2. Kindly provide your feedback on the specific areas indicated for improvement.

C. Evaluation

1. Content Feasibility

No.	Statement	Assesment Scale					Comment
		1	2	3	4	5	
1.	The learning outcomes are communicated effectively.			✓			
2.	The appropriateness of learning activities with the inquiry learning model.				✓		
3.	The alignment of the teacher's book with the steps of the inquiry learning model.				✓		
4.	The alignment of the teacher's book, such as reading, writing, speaking, and listening tasks, with the unit's learning indicators.				✓		
5.	The clarity of the teacher's book in developing students' critical thinking skills.			✓			
6.	The inquiry-based learning model developed in the module aligns with the topics and tasks presented in the student's book.				✓		
7.	Vocabulary in the materials is related to the topic of the unit.				✓		
8.	Language function in the Instructions is related to the topic of the unit				✓		

9.	The materials can encourage the teacher to explore more about the topic in his/her mind				✓	
10.	The texts are direct in developing students' communication ability in order to achieve the social functions.				✓	
11.	The sources of materials are acceptable.				✓	
12.	The teacher's book can lead the students to develop their personal, social, and academic related to their English proficiency.			✓		
13.	The instructions are developed into the inquiry learning model in an appropriate form.				✓	

2. Presentation Feasibility

No.	Statement	Assesment Scale					Comment
		1	2	3	4	5	
1.	The instructions presentation interactively and participatively includes the cover of textbook, preface, book map, table of content, and identity of the writer.				✓		
2.	The presentation of instructions clearly divides the opening (Cover), main (Material unit), and closing parts of the textbook (Answer Key).				✓		

3.	The main part of instructions is arranged systematically based on the stages of inquiry learning model, namely orientation, formulating problems, formulating hypothesis, collecting information, testing hypothesis, and collecting information.				✓		
4.	The instructions given by the teacher in the form of tasks are representing the characteristics of inquiry learning model, namely orientation, formulating problems, formulating hypothesis, collecting information, testing hypothesis, and collecting information.				✓		
5.	The instructions interactively and participatively build the interaction in English between teacher and students.				✓		
6.	The instructions can encourage the students to do various communicative task creatively and critically.				✓		
7.	The instructions given by the teacher in the form of tasks presentation encourage students to be responsible for their own learning.				✓		
8.	The instructions encourage the students to recognize their				✓		

	success and inadequacy in learning process.						
9.	The learning settings are related to teacher's need analysis.				✓		

3. Language Feasibility

No.	Statement	Assesment Scale					Comment
		1	2	3	4	5	
1.	The language in input, task, and instruction is clear and understandable.				✓		
2.	The language in input, task, and instruction is interactive and communicative.				✓		
3.	The language used in input, task, and instruction is suitable with students' cognitive development level.				✓		
4.	The language in input, task, and instruction is appropriate in the aspect of grammar, spelling, and punctuation.				✓		
5.	The language in the instructions is holistically cohesive and coherence.				✓		

D. Comments and Suggestions

E. Conclusion

Based on the evaluation conducted, the teacher's book to be submitted to teachers is declared as:

1. Suitable for use without revision
- ☒ 2. Suitable for use after revision
3. Not Suitable for use

Gowa, 1 Februari 2025

Validator



APPENDIX VI

Existing Teacher's Book Unit X When I Was a Child



Year	Expense	Rate	Amount
2010	Net Profit	100%	
2011	Net Profit	100%	
2012	Net Profit	100%	

Anglo-Saxons probably brought Christianity to the island around 430, and then the Irish monks gradually converted the inhabitants. The monks took control of most of the island's land, and the king was reduced to a nominal ruler. The Anglo-Saxons then invaded, and the island was divided into kingdoms. The island was then divided into kingdoms, and the king was reduced to a nominal ruler.

Das wissenschaftliche und wirtschaftliche Zentrum für die gemeinsame Entwicklung
Deutsch-Brasilianischer Beziehungen ist das Deutsche Institut für Brasilienstudien (DIB).

There are a number of reasons why the results of the study may be biased. First, the study was conducted in a single hospital, which may limit the generalizability of the findings. Second, the study was conducted in a tertiary care hospital, which may limit the generalizability of the findings. Third, the study was conducted in a single country, which may limit the generalizability of the findings. Fourth, the study was conducted in a single time point, which may limit the generalizability of the findings. Fifth, the study was conducted in a single population, which may limit the generalizability of the findings. Sixth, the study was conducted in a single setting, which may limit the generalizability of the findings. Seventh, the study was conducted in a single country, which may limit the generalizability of the findings. Eighth, the study was conducted in a single time point, which may limit the generalizability of the findings. Ninth, the study was conducted in a single population, which may limit the generalizability of the findings. Tenth, the study was conducted in a single setting, which may limit the generalizability of the findings.

Age	Gender	Year	Rate
15-19	F	1991	10.0
15-19	F	1992	10.0
15-19	F	1993	10.0
15-19	F	1994	10.0
15-19	F	1995	10.0
15-19	F	1996	10.0
15-19	F	1997	10.0
15-19	F	1998	10.0
15-19	F	1999	10.0
15-19	F	2000	10.0
15-19	F	2001	10.0
15-19	F	2002	10.0
15-19	F	2003	10.0
15-19	F	2004	10.0
15-19	F	2005	10.0
15-19	F	2006	10.0
15-19	F	2007	10.0
15-19	F	2008	10.0
15-19	F	2009	10.0
15-19	F	2010	10.0
15-19	F	2011	10.0
15-19	F	2012	10.0
15-19	F	2013	10.0
15-19	F	2014	10.0
15-19	F	2015	10.0
15-19	F	2016	10.0
15-19	F	2017	10.0
15-19	F	2018	10.0
15-19	F	2019	10.0
15-19	F	2020	10.0
15-19	F	2021	10.0
15-19	F	2022	10.0
15-19	F	2023	10.0
15-19	F	2024	10.0
15-19	F	2025	10.0
15-19	F	2026	10.0
15-19	F	2027	10.0
15-19	F	2028	10.0
15-19	F	2029	10.0
15-19	F	2030	10.0
15-19	F	2031	10.0
15-19	F	2032	10.0
15-19	F	2033	10.0
15-19	F	2034	10.0
15-19	F	2035	10.0
15-19	F	2036	10.0
15-19	F	2037	10.0
15-19	F	2038	10.0
15-19	F	2039	10.0
15-19	F	2040	10.0
15-19	F	2041	10.0
15-19	F	2042	10.0
15-19	F	2043	10.0
15-19	F	2044	10.0
15-19	F	2045	10.0
15-19	F	2046	10.0
15-19	F	2047	10.0
15-19	F	2048	10.0
15-19	F	2049	10.0
15-19	F	2050	10.0
15-19	F	2051	10.0
15-19	F	2052	10.0
15-19	F	2053	10.0
15-19	F	2054	10.0
15-19	F	2055	10.0
15-19	F	2056	10.0
15-19	F	2057	10.0
15-19	F	2058	10.0
15-19	F	2059	10.0
15-19	F	2060	10.0
15-19	F	2061	10.0
15-19	F	2062	10.0
15-19	F	2063	10.0
15-19	F	2064	10.0
15-19	F	2065	10.0
15-19	F	2066	10.0
15-19	F	2067	10.0
15-19	F	2068	10.0
15-19	F	2069	10.0
15-19	F	2070	10.0
15-19	F	2071	10.0
15-19	F	2072	10.0
15-19	F	2073	10.0
15-19	F	2074	10.0
15-19	F	2075	10.0
15-19	F	2076	10.0
15-19	F	2077	10.0
15-19	F	2078	10.0
15-19	F	2079	10.0
15-19	F	2080	10.0
15-19	F	2081	10.0
15-19	F	2082	10.0

Year	Country	Population (millions)	Urban population (millions)	Urban population (%)
1950	USA	150	80	53
1950	USSR	160	50	31
1950	China	550	100	18
1950	India	360	50	14
1950	Japan	90	40	44
1950	France	45	25	56
1950	Germany	50	30	60
1950	Italy	45	25	56
1950	UK	50	30	60
1950	Canada	25	15	60
1950	Australia	10	5	50
1950	South Africa	10	5	50
1950	Argentina	15	8	53
1950	Brazil	70	30	43
1950	Mexico	25	10	40
1950	Colombia	15	5	33
1950	Venezuela	10	4	40
1950	Peru	15	5	33
1950	Ecuador	5	2	40
1950	Guatemala	5	2	40
1950	El Salvador	3	1	33
1950	Honduras	3	1	33
1950	Nicaragua	3	1	33
1950	Panama	1	0.5	50
1950	Cuba	7	3	43
1950	Dominican Republic	2	1	50
1950	Haiti	2	1	50
1950	Jamaica	0.5	0.2	40
1950	Trinidad and Tobago	0.5	0.2	40
1950	Suriname	0.5	0.2	40
1950	Guyana	0.5	0.2	40
1950	French Guiana	0.5	0.2	40
1950	Guadeloupe	0.2	0.1	50
1950	Martinique	0.2	0.1	50
1950	Reunion	0.2	0.1	50
1950	Mayotte	0.1	0.05	50
1950	French Polynesia	0.1	0.05	50
1950	Wallis and Futuna	0.1	0.05	50
1950	French Southern Territories	0.1	0.05	50
1950	British Virgin Islands	0.1	0.05	50
1950	US Virgin Islands	0.1	0.05	50
1950	Anguilla	0.1	0.05	50
1950	Bahamas	0.1	0.05	50
1950	Belize	0.1	0.05	50
1950	Bermuda	0.1	0.05	50
1950	Bolivia	3	1	33
1950	Brazil	70	30	43
1950	Bulgaria	8	4	50
1950	Canada	25	15	60
1950	Chad	1	0.5	50
1950	China	550	100	18
1950	Colombia	15	5	33
1950	Congo	1	0.5	50
1950	Cuba	7	3	43
1950	Czech Republic	10	5	50
1950	Dominican Republic	2	1	50
1950	DRC	1	0.5	50
1950	Ecuador	5	2	40
1950	El Salvador	3	1	33
1950	France	45	25	56
1950	Germany	50	30	60
1950	Ghana	1	0.5	50
1950	Greece	10	5	50
1950	Guatemala	5	2	40
1950	Haiti	2	1	50
1950	Hong Kong	0.5	0.2	40
1950	Honduras	3	1	33
1950	India	360	50	14
1950	Indonesia	100	20	20
1950	Italy	45	25	56
1950	Japan	90	40	44
1950	Jamaica	0.5	0.2	40
1950	Kenya	1	0.5	50
1950	Korea	20	10	50
1950	Laos	1	0.5	50
1950	Lebanon	1	0.5	50
1950	Libya	1	0.5	50
1950	Lithuania	3	1	33
1950	Luxembourg	0.5	0.2	40
1950	Macao	0.5	0.2	40
1950	Mali	1	0.5	50
1950	Mexico	25	10	40
1950	Moldova	3	1	33
1950	Morocco	1	0.5	50
1950	Mozambique	1	0.5	50
1950	Myanmar	1	0.5	50
1950	Nicaragua	3	1	33
1950	Netherlands	15	8	53
1950	Netherlands Antilles	0.5	0.2	40
1950	New Zealand	2	1	50
1950	Nigeria	1	0.5	50
1950	Poland	30	15	50
1950	Portugal	10	5	50
1950	Romania	10	5	50

[illegible]

PHARMACY

© 2011 by Scientific Group - with permission from Taylor & Francis, Inc. All rights reserved. No part of this publication may be reproduced, stored, transmitted, or disseminated, in any form, or by any means, without prior written permission from Taylor & Francis, Inc.

1. **Özellikler:** *Özellikler* (properties) bir nesnenin sahip olduğu özelliklerdir. Örneğin, bir *Araba* nesnesinin *Renk*, *Marka* ve *Yıl* özellikleri olabilir.

© 2004 Blackwell Publishing Ltd, *Journal of Internal Medicine* 255: 105–112

Editor: Wagner@cs.cmu.edu, www.cs.cmu.edu/~wagner

1. **What is the purpose of the study?** The purpose of the study is to determine the effect of the use of the Internet on the learning of English as a second language.
2. **What is the research design?** The research design is a quantitative, descriptive, and correlational design.
3. **What is the sample and data collection method?** The sample consists of 100 students from a private university in Istanbul. Data were collected using a questionnaire and a semi-structured interview.
4. **What are the findings?** The findings show that the use of the Internet has a positive effect on the learning of English as a second language. The use of the Internet is more effective than traditional methods of learning.
5. **What are the conclusions and recommendations?** The conclusions and recommendations are that the use of the Internet is a useful tool for learning English as a second language. It is recommended that teachers should use the Internet in their classrooms to improve the learning of English as a second language.

© 2006 The Authors
Journal compilation © 2006 Blackwell Publishing Ltd

- *Myositis ossificans* (Parkes) (dog bite)
- *Myositis ossificans* (Parkes) (dog bite)
- *Myositis ossificans* (Parkes) (dog bite)
- *Myositis ossificans* (Parkes) (dog bite)

Developing and using a 3D visualization of the data is a key step in the analysis. The 3D plot is a key tool in the analysis. The 3D plot is a key tool in the analysis.

© 2001 Blackwell Science Ltd, *Journal of Internal Medicine* 250: 395–402

- **Health is not just being free of disease and problems like cancer or diabetes.**

11. (a) *How* essential is it to make the difference between being a "person" and being a "non-person" (i.e., a being that is not a person)? (b) *How* essential is it to make the difference between being a "person" and being a "non-person" (i.e., a being that is not a person)? (c) *How* essential is it to make the difference between being a "person" and being a "non-person" (i.e., a being that is not a person)?

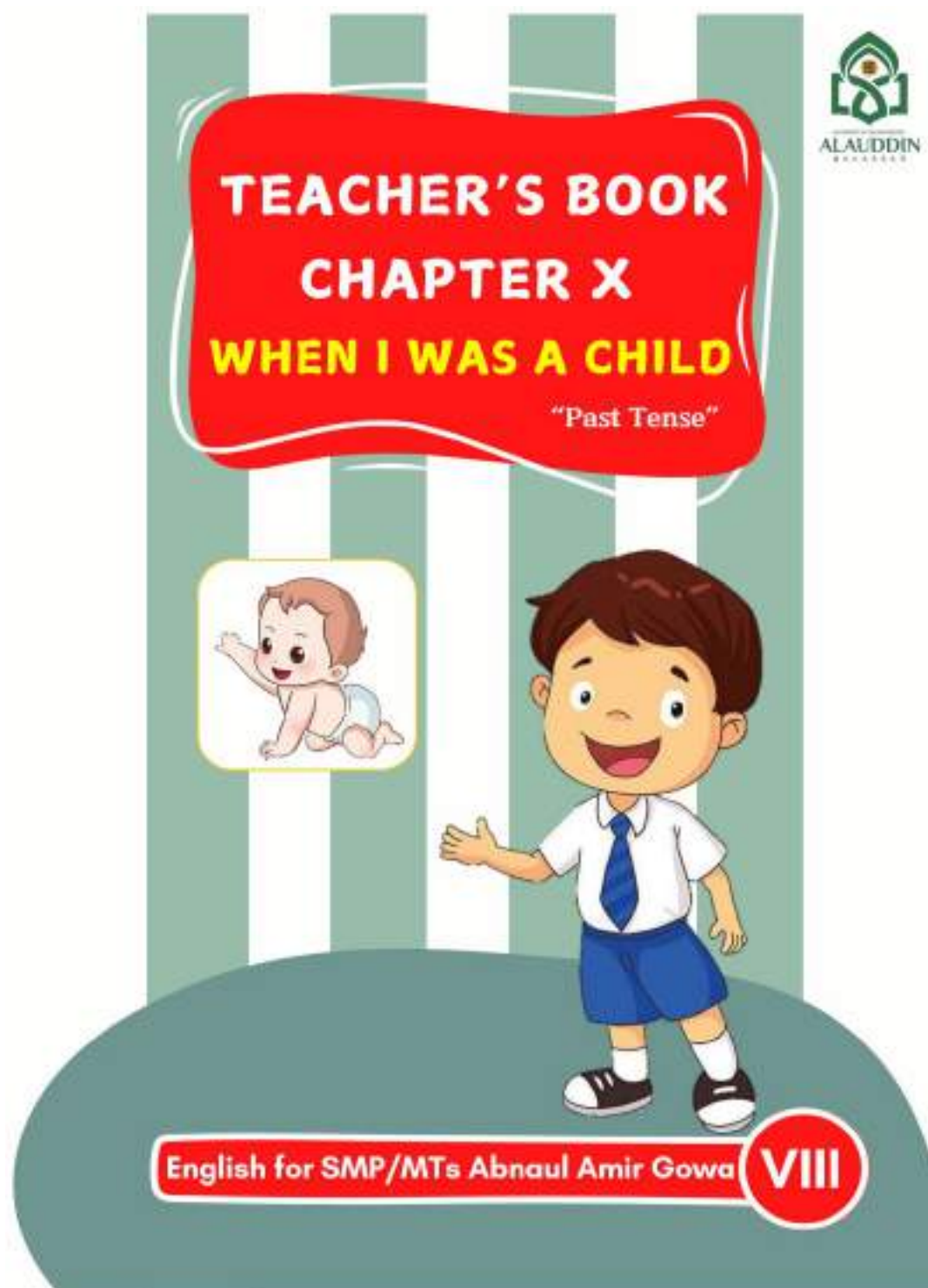
Source: *World Development* 2000, 28(12), 2037-2052. © 2000 Blackwell Publishers Ltd.

- Radon: Request for Means Integration Study (2008)

Gerdien Diederikse-Bongers*, Vrijke Engelenhof, Jan Gerdien Bongaarts
Internationale Handelsschool Erasmus Universiteit

[illegible]

APPENDIX VII
The Developed Module



CORE COMPETENCIES

KI-1 and KI-2: Appreciate the teachings of the religion students adhere to, and respect honest, disciplined, courteous, confident, caring and responsible behaviour in interacting effectively following the development of students in the environment, family, school, community and the surrounding natural environment, nation, state and regional.

KI-3: Understand and apply factual, conceptual, procedural, and metacognitive knowledge at a simple technical and specific level based on curiosity about science, technology, art, and culture with human, national, and state insights related to visible phenomena and events.

KI-4: Demonstrate creative, productive, critical, independent, collaborative, and communicative reasoning, processing, and presenting skills in the concrete and abstract domains following what is learned at school and other similar sources from the theoretical point of view.



BASIC COMPETENCIES

3.10


Apply the social functions, text structures, and linguistic elements of oral and written transactional interaction texts involving the act of giving and requesting information related to circumstances /action/activities/events that are performed/occurred, routine or non-routine, or become common truth in the past, according to the context of use.

4.10

Compose very short and simple oral and written transactional interaction texts involving the act of giving and requesting information related to circumstances /actions/activities/events that are done/occurred, routine or non-routine, or become common truth in the past with attention to social functions, text structures, and correct linguistic elements according to the context.



LEARNING OBJECTIVES



After learning when
I was a child unit,
students are able to:

Identify the social functions, text structures, and language elements of oral and written transactional interaction texts involving the act of giving and requesting information related to circumstances/actions/events/occurrences that are performed/ occurred, routine or non-routine, or that are common truths, in the past, according to the context of use.

Apply the social functions, text structures, and language elements of oral and written transactional interaction texts involving the act of giving and requesting information related to circumstances /actions/activities/events performed/occurring, both routine and non-routine actions, or those that have become common knowledge, in the past, according to the context of use.

Analyze the social functions, text structures, and language elements of oral and written transactional interaction texts involving the act of giving and requesting information related to circumstances /actions /activities /events that are done/occurred, both routine.

OPENING ACTIVITY

ORIENTATION

- Before the class start, the teacher can ask how the students condition. For example: "Good morning everybody. How are you today?" "Are you feeling better today?"
- When the class is sufficiently conducive, the teacher can invite students to pray. Appoint the head of the class or another student to lead the prayer to keep it varied. For example: "Before we start our lesson, let's pray together." "Ahmad, please lead the prayer."
- As an opening, the teacher invites the students to participate in ice-breaking activity. Example: "Two Truths and One Lie"

Steps:

1. The teacher asks each student to think of three statements about themselves, two are truths and one is a lie.

Example:

"I am tall." (Truth)

"I can play the guitar." (Truth)

"I visited Japan last year." (Lie)

2. The students take turns stating their three statements in front of the class using English. Then, their classmates have to guess which statement is the lie.

- The teacher clearly explains what the students are expected to achieve after the lesson. Read together with the students about the learning objectives that listed on page iii.

Scan the QR code to see
example of ice breaking



OPENING ACTIVITY

- Starting from the orientation stage on page 1, teacher begin the learning by asking open-ended questions. This aims to stimulate students' critical thinking.

The question are:

1. What did you do last weekend?
2. What activities did you do before going to school?

ORIENTATION



"Before going to school, I helped my mother prepare breakfast. After it was ready, my family gathered at the dining table to have breakfast together."

- Teacher display the example.

“ MAIN ACTIVITY ”

- The teacher reads slowly and precisely the examples in activity 1.2 on page 2.

Activity 1.2

Listen carefully to your teacher reading and repeat the text after the teacher loudly, clearly and correctly!

When I was in elementary school, at 93 Makassar, my height was 110 cm. Now my height is 150 cm. I used to have straight hair, but now I have wonderfully curly hair.

When I was young, I did not wear the hijab, either at school or outside the house. Now, I wear the hijab to school and everywhere I go.


FORMULATING PROBLEM

FORMULATING PROBLEM

- Then the teacher invites all students to read the examples that listed on page 2.

MAIN ACTIVITY

FORMULATING PROBLEM



- In activity 1.3 on page 3, the teacher read the conversation. Then invite the student to repeat it.

- The teacher divides the students in pairs to demonstrate or role-play in front of the class according to the conversation that has been read before.

VOCABULARY

- When (Ketika)
- Height (Tinggi)
- Wear (Memakai)
- Doll (Boneka)
- Elementary/Primary School (Sekolah Dasar)

This is vocabulary frequently used in activities 1.2 to 1.3. The teacher ask the students to memorize it.

“ MAIN ACTIVITY ”

FORMULATING HYPOTHESIS

Activity 1.4

Identify which of the following past tense sentences and give with the appropriate sign!

FORMULATING HYPOTHESIS

- I did not like Math.
- I collected it when I was in elementary school.
- What are you carrying?
- It was my favorite dolls when I was a child.
- Didn't you like Math in primary school?
- I have so many things to do at school.

WHEN I WAS A CHILD

• Furthermore, in activity 1.4, the teacher directs students to identify sentences that include past tense according to the short conversation in activity 1.3.

• Then the teacher direct students to give the appropriate sign whether the sentence includes past tense.

- ☒ I did not like Math.
- ☒ I collected it when I was in elementary school.
- ☐ What are you carrying?
- ☒ It was my favorite dolls when I was a child.
- ☒ Didn't you like Math in primary school?
- ☐ I have so many things to do at school.

ANSWER KEY

MAIN ACTIVITY

COLLECTING INFORMATION

WHEN I WAS A CHILD 5

Activity 1.5

Match the simple present and past tense verbs, and then create a sentence using I for past tense.

Read	Read	Begin
Live	Found	Found
Swim	Helped	Swam
Begin	Swam	Read
Find	Read	Ate
Help	Ate	Drank
Work	Drank	Worked
Eat	Worked	Slept
Drink	Slept	Sang
Sleep	Sang	Lived
Go	Lived	Went
Sing	Went	Wrote
See	Wrote	Took
Write	Took	Saw
Take	Saw	

• In activity 1.5 on page 5, teacher divides students into several groups, then invites students to match simple present and past tense verbs.

• After finding the appropriate verbs, students are asked to make past tense sentences!

• The teacher gives each group the opportunity to present their group results.

- Read-Read (I **read** a Novel last night)
- Live-Lived (We **lived** in a small village when I was a child)
- Swim-Swam (We **swam** together in the lake last summer)
- Begin-Began (The competition **began** at 7 PM sharp yesterday)
- Find-Found (They **found** a hidden treasure in the cave)
- Help-Helped (I **helped** my friend move to a new house last weekend)
- Work-Worked (They **worked** together on the project last week)
- Eat-Ate (He **ate** all the cookies before anyone else arrived)
- Drink-Drank (I **drank** coffee this morning before heading to work)
- Sleep-Slept (They **slept** at the hotel after a long trip)
- Go-Went (I **went** to the market yesterday)
- Sing-Sang (He **sang** at the concert last night)
- See-Saw (We **saw** a beautiful sunset on the beach)
- Write-Wrote (She **wrote** a letter to her friend last week)
- Take-Took (We **took** a picture on the beach last Friday)

ANSWER KEY

MAIN ACTIVITY

TESTING HYPOTHESIS

WHEN I WAS A CHILD

Activity 1.7

Complete the sentences below with the word of the past tense correctly.

1. They were in Italy vegetables at the farm.
2. I swam in the pool yesterday morning.
3. They lived in Italy years ago.
4. My uncle drank coffee for breakfast.
5. He wrote an email to his aunt yesterday.
6. My sister and I went to the beach two days ago.
7. The cat slept outside last night.
8. My father worked last weekend.
9. You sang very well at the party.
10. My mother helped me yesterday morning.

• In activity 1.7 page 6, the teacher directs students to do the exercise by completing the empty sentences with the appropriate past tense verbs.

• Then students are given time to discuss the results of their work.

ANSWER KEY

- They (eat) **ate** fresh vegetables at the farm.
- I (swim) **swam** in the pool yesterday morning.
- They (live) **lived** in Italy years ago.
- My uncle (drink) **drank** coffee for breakfast.
- He (write) **wrote** an email to his aunt yesterday.
- My sister and I (go) **went** to the beach two days ago.
- The cat (sleep) **slept** outside last night.
- My father (work) **worked** last weekend.
- You (sing) **sang** very well at the party.
- My mother (help) **helped** me yesterday morning.



The teacher ask
the students to
memorize 7 out
of the 13
vocabulary!



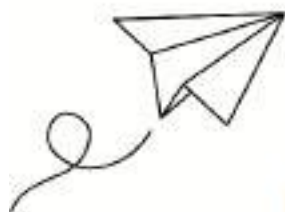
VOCABULARY

WORD

- Collected
- Carrying
- Complete
- Help
- Match
- Write
- Swim
- Live
- Go
- Sing
- Find
- Begin
- Sleep

MEANING

- : Mengumpulkan
- : Membawa
- : Menyelesaikan
- : Membantu
- : Mencaakkan
- : Menulis
- : Berenang
- : Hidup/Tinggal
- : Pergi
- : Bernyanyi
- : Menemukan
- : Memulai
- : Tidur



“ CLOSING ACTIVITY ”

FORMULATING CONCLUSION

FORMULATING CONCLUSION

WHEN I WAS A CHILD 7

Activity 1.8

Construct and discuss what has been learned. Then make a journal about what you have understood and not yet.

Our journey

Today, I can identify the words of great love.

On page 7, the teacher provides an opportunity for students to discuss their understanding of the material they have learned and asks them to each write it in a reflection journal.



OPENING ACTIVITY

- Before the class start, the teacher can ask how the students condition. For example: "Good morning everyone. How are you?" "Are you feeling better today?"
- When the class is sufficiently conducive, the teacher can invite students to pray. Appoint the head of the class or another student to lead the prayer to keep it varied. For example: "Before we start our lesson, let's have a moment of silence." "Putri, please lead the prayer."
- As an opening, the teacher invites the students to participate in ice-breaking activity. Ice breaking will make students more relaxed and confident before starting the material.

For example, ice breaking about "What Did You Do Yesterday?"

Instruction;

The teacher prepares a small ball or any object available in the classroom. Then, sing a short song together. Pass the ball in an orderly manner according to the students' seating arrangement. The last person holding the ball when the song ends must answer the question, "What did you do yesterday?" The teacher can provide examples such as: "Yesterday, I watched a movie," or "I played badminton." Repeat this for 2 or 3 rounds.

After a student answers, give praise to keep them motivated and assist if any student has difficulty.

- The teacher clearly explains what the students are expected to achieve after the lesson. Read together with the students about the learning objectives that listed on page iii.

ORIENTATION



Scan the QR code to see
example of ice breaking



OPENING ACTIVITY

- Starting from the orientation stage on page 8, teachers can begin the learning by asking open-ended questions. This aims to stimulate students' critical thinking.

ORIENTATION

The questions is:
"What did your family do on the last holiday?"

For example: "When I was seven years old, I had an unforgettable experience. It happened during a family trip to the beach. At the beach, I built a big sandcastle with my brother. We used small buckets and sticks to make it look beautiful.

Later, my father taught me how to swim. At first, I was scared, but he held my hands and my family encouraged me. That day was so much fun. I still remember it clearly, and it always makes me smile when I think about it."

WHEN I WAS A CHILD 8

Activity 2.1

Does the past tense have a general structure?

How do you identify past tense structure?

Are you ready to write your childhood story?

- Teacher display the example of past activities.



“ MAIN ACTIVITY ”

FORMULATING PROBLEM

WHEN I WAS...

Activity 2.2

Listen carefully to your teacher reading!

In the activity 2.2 page 9, the teacher reads slowly and precisely the text about an activity or childhood experience.

During my last holiday, I made a lot of handicrafts. At that time, I was crazy about art and creativity. Many ideas had come to my mind three months before. All of the ideas were written on my note book. So, I could read them again. Also, I searched other ideas from internet. Yes, I googled it. I watched tutorial videos and read many art blogs.

My parents helped me to prepare the materials. They also gave me money to buy things I needed. On the first day, I painted on some rocks. People said it rock art. It was so fun. My siblings joined me on the third day. Then my siblings and I made paper crafts from used newspapers and magazines. Papers were rolled, shaped and glued together to create decorative designs. Many beautiful crafts were created.

The last activity was sewing. My mother is a tailor so I learn how to sew from her. My mother helped me too. Sewing used clothes and towels was very fun. We produced many useful things. Finally, I really enjoyed my last holiday.





“ MAIN ACTIVITY ”

FORMULATING PROBLEM

FORMULATING PROBLEM

WHEN I WAS A CHILD 10

Activity 2.3

After your teacher finishes reading, it becomes your turn to read aloud in front of the class!

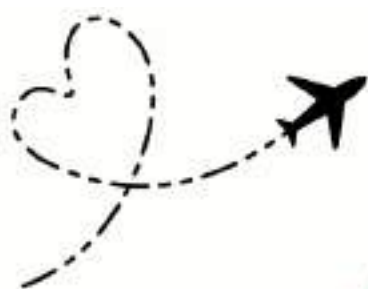
One day my uncle told me about his childhood. When he was ten years old, he liked to climb a mango tree. He usually climbed the tree with some friends. Then they picked some mangoes without permission. Yap, they liked to steal mangoes. They frequently stole mangoes on the tree. They had prepared a fruit basket and a plastic bag for the garbage. What a good preparation! They didn't want to throw the garbage everywhere. They kept the environment clean. That's a good point, but stealing fruits is a bad point.

My uncle said it was so fun. Sometimes they were caught by the owners. They had ever met both kind and unkind owners. A kind owner was never angry to them. She let them pick some mangoes. "Don't eat too many mangoes or you will get a stomachache!" a kind owner advised one day. Meanwhile, an unkind owner punished them to clean a pool and back yard.

There was one owner who was really angry to them. Then he came to the kids' parents and asked for much money for the mangoes they had eaten. Their parents couldn't afford it. The owner gave them some weeks to pay so he called the police, then he and his friends tried to earn money to help their parents. After school he worked at a car wash.

My uncle learnt that earning money was not easy, but it wasn't impossible. After three weeks, he gave the money to the mango-tree owner. Magically, the owner turned into a nice guy and asked my uncle to keep the money. He gave the money to his parents. Finally, he never stole the mangoes anymore but still liked to climb a mango tree.

The teacher reads the text in activity 2.3 on page 10, then asks the students to read the text again in front of the class.



Teacher ask the students
to memorize new
vocabulary as a reference
for comprehending reading
texts and enhancing
writing skills.

VOCABULARY

WORD

- Identify
- Childhood
- Made
- Handcrafts
- Searched
- Tailor
- Watched
- Prepare
- Told
- Climb
- Steal
- Caught
- Stomachache
- Advised
- Punished

MEANING

- : Mengidentifikasi
- : Masa Kecil
- : Membuat
- : Kerajinan Tangan
- : Mencari
- : Penjahit
- : Menonton
- : Menyiapkan
- : Memberitahu
- : Memanjat
- : Mencuri
- : Menangkap
- : Sakit Perut
- : Menasihati
- : Menghukum



MAIN ACTIVITY

FORMULATING HYPOTHESIS

Activity 2.4

Complete the table below by placing a symbol (T) if the sentence is correct and a symbol (F) if the sentence uses the past tense incorrectly, and provide the reason.

I searched other ideas from internet.	<input type="checkbox"/>
Reason:	
My parents helped me to prepare the materials.	<input type="checkbox"/>
Reason:	
When he is ten years old, he liked to climb a mango tree.	<input type="checkbox"/>
Reason:	
They frequently eaten mangoes on the tree.	<input type="checkbox"/>
Reason:	

- In activity 2.4 on page 71, the teacher directs the students to do the exercise by marking (T) if the sentence uses the correct past tense and marking (F) if the sentence uses the incorrect past tense.

- The teacher ask the students to give the reasons why the sentences is correct or incorrect.

ANSWER KEY

T

Sentence "I searched other ideas from internet" is correct because it already uses the correct past tense form of the verb **searched**.

T

Sentence "My parents helped me to prepare the materials" is true. Word **helped** already shows actions that occurred in the past.

F

Sentence "When he is ten years old, he liked to climb a mango tree" is false. Because the word **is** should changed with word **was** to match the past tense context.

F


Sentence "They frequently eaten mangoes on the tree" it's false. Because word **eaten** should be replaced with word **ate** which is the past tense form of eat.

MAIN ACTIVITY

The teacher divides the students into groups and asks them to find some past tense verbs in the "word search" chart. Then, the students make sentences according to the found words.

Activity 2.5

Look for past tense vocabulary words and write them in your notebook!



Instructions:

1. Find the words in the grid.

2. Write the words in your notebook.

3. Make sentences using the words.

4. Share your sentences with your group.

ANSWER KEY

1. Swam (Yesterday, I swam in the pool for an hour)
2. Bought (I bought a new book yesterday)
3. Read (She read the article last night)
4. Built (The team built a strong foundation for the project)
5. Saw (I saw a beautiful bird in the park yesterday)
6. Walked (She walked home after school)
7. Talked (They talked about task last night)
8. Played (They played a game during the weekend)

VOCABULARY

WORD	MEANING
• Placing	: menempatkan
• Provide	: Memberikan
• Tree	: Pohon
• Frequently	: Sering
• Filled	: Mengisi
• Direction	: Arah
• Bought	: Membeli
• Built	: Membangun
• Saw	: Melihat
• Walked	: Berjalan
• Talked	: Berbicara
• Played	: Bermain

Teacher ask the students to memorize new vocabulary as a reference for understanding reading texts and enhancing writing skills.



MAIN ACTIVITY

TESTING HYPOTHESIS

TESTING HYPOTHESIS

Activity 2.6

Write a short text about your childhood and read it to the class.

In activity 2.6 on page 13, the teacher asks the students to write a short structured text about each student's childhood. Then, the teacher asks them to present and explain it in front of the class.



CLOSING ACTIVITY

FORMULATING CONCLUSION

“On page 14, the teacher provides an opportunity for students to discuss their understanding of the material they have learned and asks them to each write it in a reflection journal.”

WHEN I WAS A CHILD 14

Activity 2.7

Consider and discuss what has been learned. Then make a journal about what you have understood and not yet.

FORMULATING CONCLUSION

Our journey

Today, I can identify the words of your school.





SCORING RUBRIC

ASSESSMENT ASPECT	EXCELLENT (4)	GOOD (3)	FAIR (2)	POOR (1)
1. Sentence Structure	Sentences correctly use past tense with no errors.	1-2 minor mistakes in past tense usage.	3-4 mistakes affecting understanding.	Many errors make the sentences difficult to understand.
2. Vocabulary	Uses appropriate and varied vocabulary.	Uses fairly appropriate vocabulary but lacks variety.	Some vocabulary is inappropriate.	Many incorrect words hinder meaning.
3. Meaning Clarity	Sentences are clear, contextually appropriate, and easy to understand.	Sentences are fairly clear but contain minor inaccuracies.	Sentences are unclear and difficult to understand.	Sentences are incomprehensible or do not match the context.
4. Presentation	Speaks fluently, confidently, and clearly with good pronunciation.	Fairly confident with minor hesitations; pronunciation is mostly clear.	Lacks confidence, often hesitant, with some pronunciation errors.	Very unconfident, difficult to understand, lacks eye contact and clear body language.

Source : <https://www.scribd.com/document/421784991/Rubrik-penilaian-writing>



SUMMARY

Here are some explanations about Past Tense to add your understanding of the material.



SUMMARY

The past tense is one of the three main tenses in English. It is to express events or actions that happened in the past. The use of the past tense occurs when something has happened in the past.

The Functions:

A completed action in the past. e.g. She washed her car yesterday.

A series completed. e.g. He arrived from the airport at 08.00, checked into the hotel at 09.00, and met the others at 10.00.

Duration in the past. Often indicated by for two years for five minutes, all day, all years

Habits in the past. Often add: always, usually, e.g. I studied French when I was a child.

Past facts or generalizations. e.g. he did not like tomatoes before.

Explain possession in the past. e.g. the books belonged to my brother

DICTIONARY

DICTIONARY

V1	V2	V3	Meaning
Hear [hɪr]	Heard [hɜ:d]	Heard [hɜ:d]	Mendengarkan
Happen /'hæpən/	Happened /'hæpənd/	Happened /'hæpənd/	Terjadi
Come /'kʌm/	Came /'kʌm/	Come /'kʌm/	Datang
Listen /'lɪsən/	Listened /'lɪsənd/	Listened /'lɪsənd/	Menyimak
Read /'red/	Read /'red/	Read /'red/	Membaca
Repeat /'i:pi:t/	Repeated /'i:pi:tɪd/	Repeated /'i:pi:tɪd/	Mengulang
Attend /'æ'tend/	Attended /'æ'tendɪd/	Attended /'æ'tendɪd/	Kehadiran
Be /'bi:/	Was /'wɜ:z/	Been /'bi:n/	Telah
Carry /'kæri/	Carried /'kæriɪd/	Carried /'kæriɪd/	Menagis
Use /'ju:z/	Used /'ju:zɪd/	Used /'ju:zɪd/	Menggunakan
Wear /'weɪ/	Wore /'wɔ:ɪ/	Worn /'wɔ:n/	Memakai
Swim /'swɪm/	Swam /'swʌm/	Swum /'swʌm/	Berenang
Like /'laɪk/	Liked /'laɪkɪd/	Liked /'laɪkɪd/	Menyukai
Visit /'vɪzɪt/	Visited /'vɪzɪtɪd/	Visited /'vɪzɪtɪd/	Mengunjungi

V1	V2	V3	Meaning
Carry /ˈkæɪ/	Carried /ˈkæɪd/	Carried /ˈkæɪd/	Membawa
Collect /kəˈlekt/	Collected /kəˈlektəd/	Collected /kəˈlektəd/	Mengumpulkan
Prefer /puəˈfɜː/	Preferred /puəˈfɜːd/	Preferred /puəˈfɜːd/	Lebih Suka
Playing /ˈpleɪɪŋ/	Played /ˈpleɪd/	Played /ˈpleɪd/	Bermain
Have /ˈhæv/	Had /ˈhæd/	Had /ˈhæd/	Memiliki
Identify /aɪˈdentaɪtɪ/	Identified /aɪˈdentaɪtɪd/	Identified /aɪˈdentaɪtɪd/	Mengenali
Following /ˈfɒləʊɪŋ/	Followed /ˈfɒləʊd/	Followed /ˈfɒləʊd/	Mengikuti
Pair /peɪ/	Paired /peɪd/	Paired /peɪd/	Sepasang
Visit /ˈvɪzɪt/	Visited /ˈvɪzɪtɪd/	Visited /ˈvɪzɪtɪd/	Mengunjungi
Swim /swɪm/	Swam /ˈswɒm/	Swum /ˈswʊm/	Berenang
Check /tʃek/	Checked /tʃekt/	Checked /tʃekt/	Mengecek
Find /faɪnd/	Found /faʊnd/	Found /faʊnd/	Menemukan
Help /helɪp/	Helped /helpt/	Helped /helpt/	Menolong
Work /wɜːk/	Worked /wɜːkt/	Worked /wɜːkt/	Bekerja

DICTIONARY

V1	V2	V3	Meaning
Spend /spend/	Spent /spent/	Spent /spent/	Menghabiskan
Break /breɪk/	Broke /broʊk/	Broken /broʊkən/	Merusak
Bite /baɪt/	Bit /bɪt/	Bitten /bɪtən/	Mengigit
Learn /lɜːn/	Learned /lɜːnd/	Learned /lɜːnt/	Menengar
See /si/	Saw /sɔ/	Seen /siːn/	Melihat
Write /raɪt/	Wrote /roʊt/	Written /rɪtən/	Menulis
Take /teɪk/	Took /tuːk/	Taken /teɪkən/	Mengambil
Live /laɪv/, /lɪv/	Lived /laɪvd/, /lɪvd/	Lived /laɪvd/, /lɪvd/	Tinggal
Conclude /kənˈkluːd/	Concluded /kənˈkluːdɪd/	Concluded /kənˈkluːdɪd/	Menyimpulkan
Understand /ˌʌndəˈstaɪnd/	Understood /ˌʌndəˈstʊd/	Understood /ˌʌndəˈstʊd/	Mengerti
Make /meɪk/	Made /meɪd/	Made /meɪd/	Membuat
Wonder /wʌndə/	Wondered /wʌndəd/	Wondered /wʌndəd/	Ingin Tahu
Discuss /dɪˈskʌs/	Discussed /dɪˈskʌst/	Discussed /dɪˈskʌst/	Berdiskusi
Learn /lɜːn/	Learned /lɜːnd/	Learned /lɜːnd/	Mendengar

DICTIONARY

V1	V2	V3	Meaning
Try /ˈtraɪ/	Tried /ˈtraɪd/	Tried /ˈtraɪd/	Coba
Call /kɒl/	Called /kɒld/	Called /kɒld/	Memanggil
Afford /əˈfɔːd/	Afforded /əˈfɔːdɪd/	Afforded /əˈfɔːdɪd/	Mampu
Ask /æsk/	Asked /æskt/	Asked /æskt/	Bertanya
Punish /ˈpʌnɪʃ/	Punished /ˈpʌnɪʃt/	Punished /ˈpʌnɪʃt/	Menghukum
Advise /ədˈvaɪs/	Advised /ədˈvaɪd/	Advised /ədˈvaɪd/	Menyerankan
Meet /miːt/	Met /miːt/	Met /miːt/	Bertemu
Catch /kætʃ/	Caught /kɔːt/	Caught /kɔːt/	Menangkap
Keep /kiːp/	Kept /keɪpt/	Kept /keɪpt/	Menjaga
Throw /θruː/	Threw /θruː/	Thrown /θruːn/	Melempar
Steal /stiːl/	Stole /stəʊl/	Stolen /ˈstəʊlən/	Mencuri
Pick /pɪk/	Picked /pɪkt/	Picked /pɪkt/	Memilih
Climb /klaɪm/	Climbed /klaɪmd/	Climbed /klaɪmd/	Memanjat
Tell /tel/	Told /təʊld/	Told /təʊld/	Memberitahu
Study ˈstʌdi/	Studied /ˈstʌdɪd/	Studied /ˈstʌdɪd/	Belajar

DICTIONARY

V1	V2	V3	Meaning
Send /sɛnd/	Sent /sɛnt/	Sent /sɛnt/	Kirim
Search /sɜ:tʃ/	Searched /sɜ:tʃt/	Searched /sɜ:tʃt/	Cari
Delet /di'li/	Deleted /di'li:t/	Deleted /di'li:t/	Hapus
Paint /peɪnt/	Painted /peɪntɪd/	Painted /peɪntɪd/	Lukis
Join /dʒɔɪn/	Joined /dʒɔɪnd/	Joined /dʒɔɪnd/	Gabung
Roll /rɔʊl/	Rolled /rɔʊld/	Rolled /rɔʊld/	Gulungan
Shape /ʃeɪp/	Shaped /ʃeɪpt/	Shaped /ʃeɪpt/	Bentuk
Glue /ɡlu/	Glued /ɡlud/	Glued /ɡlud/	Lem
Sew /su/	Sawed /saʊd/	Sewed /saʊd/	Menjahit
Produce /pɹə'dus/	Produced /pɹə'dust/	Produced /pɹə'dust/	Menimbulkan

DICTIONARY

Noun	Meaning
Activity /æk'tɪvəti/	Aktivitas
Holiday /'hɒlə,deɪ/	Liburan
Handcraft /'hænd,kraʃt/	Kerajinan tangan
Art /ɑ:t/	Seni
Creativity /'kri:etɪvəti/	keaktivitas
Ideas /'aɪ'di:əz/	Idea
Mind /'maɪnd/	Pikiran
Notebook /'noʊt,bʊk/	Buku catatan
Internet /'ɪntə,net/	Internet
Parents /'peərənts/	Orang tua
Crossword /'krɒs.wɜ:d/	Teka-teki silang
Rocks /'rɒks/	Batu
Siblings /'sɪblɪnz/	Saudara
Newspaper /'nju:peɪpə/	Koran
Magazine /'mæɡə,zɪn/	Majalah

Adjective	Meaning
Exercise /'eksərsaɪz/	Latihan
Last /'la:st/	Terakhir
Assignment /'ə'saɪnmənt/	Tugas
Ten /'ten/	Sepuluh
Old /'əʊld/	Tua
Good /'ɡʊd/, /ɡʌd/	Baik
Clean /'kli:n/	Bersih
Bad /'bæd/	Buruk
Fun /'fʌn/	Menyenangkan
Journal /'dʒɜ:nləl/	Jurnal
Kind /'kaɪnd/	Macam
Angry /'æŋɡə/	Marah
Much /'mʌʃ/	Banyak
Easy /'i:zi/	Pertandingan
Impossible /,'ɪm pə'səbəl/	Mustahil

Noun	Meaning
Day /ˈdeɪ/	Hari
Uncle /ˈæŋkəl/	Paman
Tree /tri/	Pohon
Mango /ˈmæŋɡoʊ/	Mangga
Bookshelves /ˈbʊk ˈʃɛlvz/	Rak buku
Sewing /ˈsoʊɪŋ/	Menjahit
Clothes /ˈkloʊðz/	Pakaian
Towels /ˈtoʊəlz/	Handuk
Things /ˈθɪŋz/	Hal
Point /pɔɪnt/	Titik
Pool /puːl/	Kolam
Police /pəˈliːs/	Polisi
Car /kɑː/	Mobil
Fruit /fruːt/	Buah
Stomach /ˈstəmək/	Perut

Adjective	Meaning
Many /ˈmeni/	Banyak
Expression /ɪkˈsprɛʃən/	Ekspresi
Other /ˈəðər/	Yang lain
Used /ˈjuːd/	Digunakan
Group /ɡruːp/	Kelompok
Friend /ˈfrend/	Teman
Beautiful /ˈbjutəfəl/	Indah
Favorite /ˈfeɪvərɪt/	Favorit
preferred /pɪəˈfɛrɪd/	Lebih suka
Carrying /ˈkæɪɪŋ/	Menagis
Clearly /ˈkliːrli/	Jelas
Primary /ˈpraɪˌmɛɪri/	Utama
Young /jʌŋ/	Mudah
Great /ɡreɪt/	Bagus
Elementary /ˌɛlɪˈmɛntɪəri/	Sekolah dasar



REFERENCES

Pictures

<https://www.canva.com>

Materials Concept

1. Buku Guru Bahasa Inggris "When English Rings a Bell" Kelas VIII SMP/MTs. Kementerian Pendidikan dan Kebudayaan Republik Indonesia 2017
2. Novianti (2024). Developing Inquiry Learning Model-Based ELT Materials of Past Tense Unit for the Eight Grade Students of Islamic Boarding School Abnau Amir Gowa".
3. Hart, B., Puchta, H., Stranks, J., & Lewis-Jones, P. (2015). Think 2 Teacher's Book. Cambridge University Press. <https://www.slideshare.net/slideshow/think-2-teachers-book/255857490>
4. https://youtu.be/T0P_QGLhWjQ?si=9d6lmsH5aThIHq7y
5. <https://youtu.be/GTlI5krKpWQ?si=fhyQR6RJltZ9dwnB>
6. <https://www.scribd.com/document/421784991/Rubrik-penilaian-writing>



WHEN I WAS A CHILD

Past Tense

A SINCERE GRATITUDE TO CONSULTANTS

Prof. Dr. Hj. Mardiana, M.Hum.
Andi Asmawati, S.Pd., M.Pd.

EXAMINERS

Indah Fadillah Rahman, M.Hum.
Multazam Abubakar, M.Hum.

VALIDATORS

Subhan Rahmat, S.Pd., M.Pd.
Nur Azisah Azis, S.Pd., M.Hum.

AUTHOR

Andi Muslihah Saifullah

APPENDIX VIII

Documentation



CURRICULUM VITAE



Andi Muslihah Saifullah was born on April 15, 2003, in Sinjai, South Sulawesi. She is the older daughter of A. Saifullah and A. Dahlia Nur. She has one brother, named Andi Mahyuddin Saifullah, and one sister, named Andi Mamminasa Saifullah.

In 2007, Muslihah began her education at TK Pertiwi Tondong, graduated in 2009. Then, she continued her school at SDN 27 Tondong, and graduated in 2015. After that, she continued her studies at MTs Darul Abrar in Bone and graduated in 2018. Afterward, she pursued further education at SMAN 3 Sinjai and completed her school in 2021.

After graduating from senior high school, Muslihah continued her studies at Universitas Islam Negeri Alauddin Makassar. She joined the Faculty of Tarbiyah and Teacher Training, specifically enrolling in English Education Department. During her studies, she joined in organization, it is New Generation Club (NGC).