

**DEVELOPING TEACHER'S BOOK BASED ON INQUIRY LEARNING
MODEL OF "SIMPLE PRESENT TENSE" UNIT FOR THE EIGHTH
GRADE STUDENTS OF ISLAMIC BOARDING SCHOOL
ABNAUL AMIR GOWA**



A Thesis

Submitted in Partial Fulfillment of the Requirements for the Degree of
Sarjana Pendidikan in English Education Department of Tarbiyah and
Teacher Training Faculty of UIN Alauddin Makassar

By

MUTMAINNA

Reg. Number : 20400121055

**ENGLISH EDUCATION DEPARTMENT
TARBIYAH AND TEACHER TRAINING FACULTY
UNIVERSITAS ISLAM NEGERI ALAUDDIN MAKASSAR
2025**

PERNYATAAN KEASLIAN SKRIPSI

Mahasiswa yang bertanda tangan dibawah ini:

Nama : Mutmainna
Nim : 20400121055
Tempat/Tgl Lahir : Bongli/06 Juni 2002
Jurusan/Prodi/Konsentrasi : Pendidikan Bahasa Inggris
Fakultas/Program : Tarbiyah dan Keguruan
Alamat : Lo'ko Desa Buntu Sarong Kec. Masalle Kab. Enrekang Sulawesi Selatan
Judul : Developing Teacher's Book Based on Inquiry Learning Model of Simple Present Tense Unit for the Eighth Grade Students of Islamic Boarding School Abnau Amir Gowa

Menyatakan dengan sesungguhnya dan penuh kesadaran bahwa skripsi ini adalah hasil karya sendiri. Jika kemudian hari terbukti bahwa ini merupakan duplikat, tiruan, plagiat, atau dibuat oleh orang lain, sebagian atau seluruhnya, maka skripsi dan gelar yang diperoleh karenanya batal demi hukum.

Samata-Gowa, 20 Agustus 2025

Penyusun



Mutmainna
NIM 20400121055

PENGESAHAN SKRIPSI

Skrripsi berjudul "Developing Teacher's Book Based on Inquiry Learning Model of Simple Present Tense Unit for the Eighth Grade Students of Islamic Boarding School Abnaul Amir Gowa", yang disusun oleh Saudari Mutmainna, NIM: 20400121055, mahasiswi Program Studi Pendidikan Bahasa Inggris Fakultas Tarbiyah dan Keguruan UIN Alauddin Makassar, telah diuji dan dipertahankan dalam sidang Ujian Skripsi (Munaqasyah) yang diselenggarakan pada hari Senin, tanggal 11 Agustus 2025 M. bertepatan dengan tanggal 17 Safar 1447 H, dinyatakan telah dapat diterima sebagai salah satu syarat untuk memperoleh gelar Sarjana Pendidikan pada Jurusan Pendidikan Bahasa Inggris dengan beberapa perbaikan.

Samata-Gowa, 20 Agustus 2025

DEWAN PENGUJI:

Nomor SK 3608 Tahun 2025

Ketua Sidang : Dr. Sitti Nurpahmi, S.Pd., M.Pd.

Sekretaris Sidang : Nur Aliyah Nur, M.Pd.

DEWAN PENGUJI :

Penguji I : Indah Fadhilah Rahman, M.Hum

Penguji II : Andi Asmawati, S. Pd., M. Pd.

Pembimbing I : Prof. Dr. Hj. Mardiana, M.Hum.

Pembimbing II : Multazam Abubakar, M.Hum.

Disahkan Oleh:

Dekan FTK UIN Alauddin Makassar,


Dr. H. Andi Achruah, M.Pd.

NIP. 196609081994031002

ACKNOWLEDGEMENT

بِسْمِ اللَّهِ الرَّحْمَنِ الرَّحِيمِ

Alhamdulillah Rabbil Alamin, the researcher wishes to convey profound gratitude to the Almighty *Allah Subhanahu wa Ta'ala*, the only Provider and the Most Merciful, whose unwavering guidance, inspiration, and sustained good health made the writing of this thesis possible. Truly, there is no deity worthy of worship but Him. Moreover, prayers and salutations are consistently extended to our revered Prophet *Muhammad Sallallahu 'Alaihi Wasallam*, who meticulously guided us from periods of darkness to light, transformed ignoble morals into excellent character, and transitioned humanity from the era of Jahiliyah to the enlightened age of Islam.

The researcher would like to express deep appreciation for the crucial assistance provided by a number of individuals throughout the process of writing this thesis. Their contributions in the form of guidance, corrections, suggestions, advice, and moral support have been decisive factors in the completion of this work. Special thanks and appreciation are due to those who have played an important role in the researcher's life.

Her first love and role model, her father, **Junasang**. Father, with his rough hands full of love, worked tirelessly to provide the best for his family. Who always reminded the researcher not to give up on circumstances. Although he did not have the opportunity to experience education up to the level of higher education, but he was able to send the researcher to school so

that she could complete her final project to get a bachelor's degree. To her gateway to heaven, her mother **Jumila** played a very important role in completing the research study program. She also did not have the opportunity to experience education up to the level of higher education, but she never stopped giving encouragement and prayers that always accompanied the researcher's steps, so that she could complete the final project to get a bachelor's degree.

Furthermore, the researcher realized that the preparation of this work could not be separated from the help and support of various parties. Therefore, the researcher would also like to express her sincere gratitude to:

1. The Rector of UIN Alauddin Makassar, **Prof. Dr. H. Hamdan Juhanis, M.A., Ph.D.**, for providing an institutional home with all facilities during the study process of the researcher.
2. The Dean of Tarbiyah and Teacher Training Faculty, **Drs. H. Andi Achruh, M.Pd.I.**, for the generosity and assistance during the study of the researcher, and for all his virtues.
3. The Head of English Education Department, **Dr. Sitti Nurpahmi, S.Pd., M.Pd.**, with all lecturers and the administration staff, for their kindness, guidance, and cooperation all these times.
4. The Secretary of the English Education Department, **Nur Aliyah Nur, M.Pd.**, who has become an incredible and major inspiration for the researcher.

5. The supervisors of the researcher, **Prof. Dr. Hj. Mardiana, M.Hum.,** and **Multazam Abubakar, S.S., M.Hum.,** who give the researcher unwavering support and patiently guide the researcher from the beginning to the end.
6. The examiners of the researcher, **Indah Fadhilah Rahman, M.Hum.,** and **Andi Andi Asmawati, S.Pd., M.Pd.,** who gave the researcher much thought in improving the final result of this thesis.
7. The Headmaster and teachers of Islamic Boarding School Abnaul Amir Gowa, who have been permitted to conduct research in the school environment, guided research and participation in following the research stages.
8. The researcher would like to thank her profusely to older brother, **Mukzidin,** and two younger sisters, **Musriana** and **Almaida,** for their support during the research process.
9. Behind these thesis pages, the traces of a very close and priceless friendship are clearly etched. Thank you to her beloved best friends, **Irmayanti, Andi Muslihah Saifullah, Putri Jamilah, Nurhayana, Marátun Wajihah,** and **Iin Andriani.** You are the people who have always been by her side, in both good times and bad times. Thank you for all the laughter, jokes, tears, joys, and sorrows that we have gone through together. They are her second family, a place where she shares her dreams and hopes, a place where she gains strength when she feels weak, and a place where she finds happiness amidst the busyness of

college life.

10. The researcher's classmates in the English Education Department, PBIB 2021(Muzeke) who taught us about togetherness and cohesiveness. thank you for all the laughs, jokes, and ups and downs that we have gone through together. Beautiful memories during college will always be stored in the researcher's heart.
11. Behind these thesis pages, the traces of a never-ending struggle and perseverance are clearly etched. There were times when the steps felt heavy, the mind felt blocked, and the spirit seemed to wane. Yet, in those difficult moments, there was always a voice whispering, "You can do it! Don't give up!" That voice was my own inner voice. Thank you to herself, Mutmainna, thank you for all the patience, perseverance, and tenacity that has accompanied her in completing this thesis. Thank you for all the tears that have fallen and the time that has been sacrificed. All of that is proof that researcher capable of overcoming all obstacles and reaching the finish line.

Samata-Gowa, 20 August 2025
The Researcher,



Mutmainna
NIM: 20400121055

LIST OF CONTENTS

COVER PAGE	i
PERNYATAAN KEASLIAN SKRIPSI	ii
PENGESAHAN SKRIPSI.....	iii
ACKNOWLEDGEMENT	iv
LIST OF CONTENTS	viii
LIST OF TABLES	x
LIST OF FIGURES	xi
LIST OF APPENDICES.....	xiii
ABSTRACT	xiv
CHAPTER I INTRODUCTION	1
A. Research Background.....	1
B. Research Focus and Focus Description.....	6
C. Research Questions	9
D. Previous Studies	10
E. Research Objectives and Significances	13
F. Product Specifications.....	16
CHAPTER II LITERATURE REVIEW	17
A. Research and Development.....	17
B. English Language Teaching (ELT) Material.....	17
C. Teacher’s Book	18
D. Student’s Book.....	22
E. Learning Model	22
F. Inquiry Learning Model	24
G. English Topic “Simple Present Tense”	27
H. Conceptual Framework.....	29
CHAPTER III RESEARCH METHODOLOGY.....	34
A. Research Types and Location.....	34

B. Research Approach.....	34
C. Research and Development Design.....	35
D. Data Sources.....	35
E. Data Collection Procedures.....	37
F. Research Instrument	38
G. Data Processing and Analysis Techniques.....	40
CHAPTER IV RESEARCH RESULTS AND DISCUSSION.....	43
A. The Result Of Analyzing Phase.....	43
B. The Results of Design Phase	55
C. The Result of Development Phase	68
D. The Results of Evaluation Phase.....	73
CHAPTER V CLOSING.....	110
A. Conclusion	110
B. Implications of Research.....	111
BIBLIOGRAPHY	113
APPENDICES.....	117
CURICULUM VITAE	201

LIST OF TABLES

Table 3. 1 Level of Validity Adopted from Mutmainnah et al.....	42
Table 4. 1 The Result of Student's Questionnaires.....	43
Table 4. 2 The Result of Teacher Interview	47
Table 4. 3 The Result of Syllabus Design.....	65
Table 4. 4 The Result of Validators' Suggestions	74
Table 4. 5 Content Feasibility	75
Table 4. 6 Presentation Feasibility	79
Table 4. 7 Language Feasibility	82

LIST OF FIGURES

Figure 2. 1	Conceptual Framework	29
Figure 3. 1	Validation Checklist.....	42
Figure 4. 1	Cover Before Development	68
Figure 4. 2	Cover After Development.....	68
Figure 4. 3	Basic Competencies Before Development.....	69
Figure 4. 4	Core Competencies After Development	69
Figure 4. 5	Basic Competencies After Development.....	69
Figure 4. 6	Orientation Before Development.....	70
Figure 4. 7	Orientation After Development.....	71
Figure 4. 8	Formulating Problem After Development.....	71
Figure 4. 9	Answer Key Before Development.....	71
Figure 4. 10	Answer Key After Development.....	72
Figure 4. 11	Answer Key After Development.....	72
Figure 4. 12	Modul Cover Without Refision	85
Figure 4. 13	Core Competency Without Revision	87
Figure 4. 14	Basic Competency After Revision	88
Figure 4. 15	Orientation Before Revision.....	90
Figure 4. 16	Orientation After Revision	90
Figure 4. 17	Formulating Problem Before Revision.....	93
Figure 4. 18	Formulating Problem After Revision	93
Figure 4. 19	Formulating Hypothesis Before Revision	96
Figure 4. 20	Formulating Hypothesis After Revision.....	96
Figure 4. 21	Collecting Information Before Revision.....	98
Figure 4. 22	Collecting Information After Revision.....	99
Figure 4. 23	Testing Hypothesis Before Revision.....	102

Figure 4. 24 Testing Hypothesis After Revision.....	102
Figure 4. 25 Formulating Conclusion Before Revision.....	104
Figure 4. 26 Formulating Conclusion After Revision.....	105
Figure 4. 27 Answer Key Before Revision	107
Figure 4. 28 Answer Key After Revision	107

LIST OF APPENDICES

APPENDIX I	Interview Guidelines for Teacher	117
APPENDIX II	Transcript Interview	119
APPENDIX III	The Results of Interview' Data Processing.....	122
APPENDIX IV	Syllabus Design	126
APPENDIX V	Validation Sheet.....	147
APPENDIX VI	English Teacher's Book unit VII "Simple Present Tense"	165
APPENDIX VII	Final Design of Teacher's Book.....	167
APPENDIX VIII	Documentation.....	199

ABSTRACT

Title : **Developing Teacher's Book Based on Inquiry Learning Model of Simple Present Tense Unit for the Eighth Grade Students of Islamic Boarding School Abnaul Amir Gowa.**

Researcher : **Mutmainna**

Consultant I : **Prof. Dr. Hj. Mardiana, M.Hum.**

Consultant II : **Multazam Abubakar, S.S., M.Hum.**

This study aims to develop Teacher's Book for grade VIII students, especially in Chapter VII "Students' Daily Activities" with material Simple Present Tense at Islamic Boarding School Abnaul Amir Gowa based on the 2013 curriculum by using an inquiry learning model.

The instructional design framework for this research was the ADDIE model, which was implemented using the R&D (Research and Development) method. During the analysis phase, the researcher conducted interviews to ascertain the specific needs of eighth-grade English teachers at the Islamic Boarding School Abnaul Amir Gowa. Subsequently, the syllabus developed in the design stage incorporated an inquiry-based learning model and clear indicators. The development of the English learning materials was guided by the stages of inquiry learning: orientation, formulating a problem, formulating a hypothesis, collecting information, testing the hypothesis, and formulating a conclusion.

Finally, the teacher's book was validated based on the four aspects of textbook eligibility proposed by *Badan Standar Nasional Pendidikan* (BSNP). According to the validators, the teacher's book was valid for content feasibility (3.82), presentation feasibility (3.81), language feasibility (3.86). After several evaluations and improvements, the results show that the teacher's book is valid and eligible.

This book can already be used, but only as a supplementary book. This is because the book has been validated by the experts based on the material. However, in order to be used as a primary book, this book must be completed by the implementation phase, which has also been verified by the experts.

CHAPTER I

INTRODUCTION

A. Research Background

English is considered a global language because it serves as the primary language in many countries worldwide. Furthermore, it holds significant importance as an international language that people need to learn or master. In several nations, particularly those that were once British colonies, English is taught as a second language to be learned after their native tongue.

English is taught to students from primary education all the way through to higher education. Since the implementation of the 1994 Basic Education Curriculum, the Indonesian government has encouraged the introduction of English at an early stage, starting from elementary schools (SD) or Madrasah Ibtidaiyah (MI). However, the proper and accurate use of English in Indonesia remains limited, with proficiency rates still falling below eight percent. English helps to promote Indonesia's name on the global stage because this international language effectively conveys the country's potential (Maduwu, 2016).

In Indonesia, English is only learned at school but not used in everyday life. The term 'foreign language' in the field of language teaching is different from 'second language'. A foreign language is a language that is not used as a means of communication in the particular country where it is taught, while a second language is a language that is not the main language but is one of the most commonly used languages in a country. English as a foreign

language means that English is only used and positioned as a learning in an educational institution, both formal educational institutions and non-formal educational institutions, and is not used as a language in social life and in daily life interactions nor is it a basic language in a country (Tomlinson, 2005).

Understanding the current state of English education in Indonesia begins with examining the curriculum implemented in schools and assessing whether it has positively impacted the advancement of English learning. Overall, the existing school curricula have not been successful in encouraging Indonesian students to actively use English in speaking. English language learning in Indonesia still faces various challenges, one reason is the shortage of teaching materials that align with the students' needs and characteristics. Many English teachers use textbooks as the main source of learning, without considering the relevance, interconnectedness and integration of the material with the students' context. This can cause English learning to be monotonous, boring and uninteresting for students.

Diverse English learning methods can effectively capture students' interest. This presents a challenge for English teachers, requiring them to continuously innovate in order to keep learners actively engaged throughout the learning process. Therefore, teachers need to determine the learning model that is in accordance with the characteristics of students. According to Trianto (2007), a learning model is a plan or a pattern used as a guide in planning classroom learning or learning in tutorials and to determine

educational resources such as books, films, computers, and others are used to support learners in reaching their learning goals.

The role of teachers according to Law no. 14 of 2005 is a professional educator with the main task of educating, teaching, guiding, directing, training, assessing, and evaluating students in formal education, primary education, and secondary education. Based on these laws, teachers have the most important roles and responsibilities as educators, (Wintara, 2017). Teachers are not limited to providing knowledge in the teaching process, but more importantly, they are responsible for all students' personal development. Therefore, teachers need to effectively fulfill and demonstrate their roles within the teaching process to motivate students and nurture their enthusiasm for learning. The teacher's role is crucial, as they are generally regarded as primarily responsible for the quality of education. This responsibility is reflected in a verse from the Qur'an which states:

وَلَمَّا بَلَغَ أَشُدَّهُ آتَيْنَاهُ حُكْمًا وَعِلْمًا ۖ وَكَذَلِكَ نَجْزِي الْمُحْسِنِينَ

Meaning:

And when he was old enough, we gave him wisdom and knowledge. Thus, We reward those who do good. (Q.S Yusuf Verse: 22).

In this verse, it shows that wisdom and knowledge are gifts of Allah SWT that should be grateful. The Prophet Yusuf AS was given wisdom and knowledge for good, namely to lead and guide his people. This shows that knowledge should be used to help and benefit others. and Allah SWT emphasizes that He will give good rewards to those who do good, including

those who share knowledge with others. Therefore, teachers are expected to provide good teaching to their students.

Curriculum 2013 or better known as K13, is a curriculum that has been implemented in Indonesia since 2013. This curriculum replaces the previous curriculum, namely the Education Unit Level Curriculum (KTSP). The 2013 Curriculum (K13) was developed to enhance the quality of education in Indonesia by addressing the diverse needs of learners. In the 2013 curriculum, there are two books used, namely the teacher's handbook (teacher's book) and the student's handbook (student book). The Teacher's Handbook serves as a resource to assist educators in conducting classroom instruction. It consists of a set of learning activities designed according to a scientific approach, in accordance with the standards of the 2013 curriculum. The student book serves as a resource designed specifically for students, functioning as a guide to support their learning activities and help them achieve particular competencies.

One of the schools that still uses K-13 is MTs Abnaul Amir Gowa, located in Moncobalang, Bontosunggu, South Bontonompo District, Gowa Regency, South Sulawesi to ensure that learning objectives are achieved, teacher book and student textbooks must be used. Based on Bahramsyah (2023), textbooks need to be revised by using the inquiry learning paradigm because it is difficult for students to understand. Nurhayati et al (2016), explained that the inquiry learning model represents a student-centered approach, as students take on a highly active and leading role throughout the learning

process. This model encourages students to engage actively in the learning process, which involves raising thoughtful questions about the content being taught. These questions do not always require answers from the teacher, as students are equally encouraged to respond to the questions raised.

There have been previous researchers who have successfully created and developed student books at MTs Abnaul Amir Gowa, so the next researcher is interested in continuing by developing a teacher's book as a complement to the material in the student book. This Teacher's book is equipped with several learning scenarios in various learning alternatives accompanied by teaching resources in the form of lesson plans with various learning methods and models, learning media, student worksheets, student worksheet answer keys, learning materials, assessment instruments and assessment rubrics. It aims to facilitate educators with teaching materials to understand the material in learning in depth, and facilitate teaching.

In the field of education, teachers' guides are crucial in facilitating a learning process that is both effective and efficient. According to Munawir et al., (2022), the teacher's book serves as a guide for teachers in delivering subject matter, planning learning activities, and evaluating student learning outcomes. It is also said by Yuniyati et al., (2019), effective teaching, as mentioned in the literature, should involve developing students' ability to approach problems from multiple perspectives, generate innovative solutions, and think critically.

Considering the issues mentioned earlier, the researcher believes that having a teacher's book will enhance the effectiveness of classroom learning. As a result, the researcher is motivated to carry out a study titled "Developing a Teacher's Book Based on the Inquiry Learning Model of Simple Present Tense Unit for Eighth Grade Students."

B. *Research Focus and Focus Description*

1. Research Focus

This research focuses on developing teacher's book about Simple Present Tense in Chapter VII, "My Uncle is a Zookeeper," from the English textbook: *When English Rings a Bell* for Junior High School, based on the inquiry learning model. " The title of the unit in the module is now changed to Unit VII, "Students Daily Activities" to be more relevant to the content of the developed module. The change in the title of the material occurred because the content of the Basic Competencies of the student's book refers more to daily activities, so to be more relevant to these Competencies, the previous researcher changed the title of my uncle is a zookeeper to students daily activities. In supporting this research by using the ADDIE model, which consists of five stages namely, Analysis, Design, Development, Implementation, and Evaluation.

2. Focus Description

The operational meaning of the term includes various interpretations of keywords related to this research based on the researcher's knowledge. The definitions are meant to be understandable and specific about what they

mean.

a. Developing

Developing generally refers to a structured and measurable set refers to a structured and measurable set of activities that aim to improve or enhance something. Educational development involves a systematic and thoughtful planning process that coordinates all components of the learning experience. Its purpose is to improve technical, theoretical, conceptual, and ethical competencies tailored to particular needs through education and training.

b. ELT Material

English Language Teaching (ELT) refers to the practice of instructing and learning English by individuals who are not native speakers, treating it as either a second or a foreign language. The basic purpose of ELT is to assist students in acquiring English language abilities such as speaking, listening, reading, and writing. Teaching methods vary depending on the environment, the students' ability level, and the desired learning purpose.

c. Teacher's Book

Teacher's book is a collection of learning tools that includes several lesson plans and learning scenarios on various alternative learning alternatives, as well as student worksheets, teaching materials, assessment instruments, assessment rubrics, and learning media that teachers can use to innovate while teaching.

d. Student's Book

A student book is a resource that learners use as a reference during their studies, containing comprehensive and well-explained content.

e. Learning Model

A learning model serves as a structured plan that guides the execution of teaching activities in classrooms or tutorial sessions. It represents both a conceptual and practical framework that provides direction for designing and carrying out the learning process. Learning models include approaches, strategies, methods and techniques chosen by the teacher to achieve the desired learning objectives. Examples of frequently utilized learning models are contextual learning models (CTL), innovative learning approaches, and several other types. Each model possesses distinct features and principles designed to promote an effective and meaningful learning experience for students.

f. Inquiry Learning Model

The inquiry learning model is a teaching method that stresses active involvement and participation of students in the learning process. This approach allows students to explore, inquire, and find answers to the challenges they encounter. Throughout the learning process, the teacher acts as a guide and supporter, providing necessary tools, resources, guidance, and feedback to facilitate students' discovery.

g. English Topic “*Simple Present Tense*”

This research focuses on developing Teacher’s book with an inquiry model on Simple Present Tense. This topic is the content of the material discussed in chapter VII, “Students Daily Activity” in the English book : *When English Rings a Bell*. Used by Islamic Boarding School Abnaul Amir Gowa. This book’s coverage of the simple present tense encompasses explanations and practical uses of social functions, text structure, and language characteristics found in both spoken and written transactional interaction texts. These texts focus on exchanging and requesting information about regular occurrences, actions, activities, or universally accepted facts.

C. *Research Questions*

The main issue of this study, derived from its background, is how to develop a teacher’s book based on the Inquiry Learning Model for the “Simple Present Tense” unit. Accordingly, the research is divided into the following sub-problems:

1. What are the teacher’s needs of “Simple Present Tense” Unit for the eighth-grade students of Islamic Boarding School Abnaul Amir Gowa based on Inquiry learning model?
2. How is the design of teachers’ book of “Simple Present Tense” Unit for the eighth-grade students of Islamic Boarding School Abnaul Amir Gowa based on Inquiry learning model?
3. How is the development of teachers’ book of “ Simple Present Tense” Unit for the eighth-grade students of Islamic boarding school Abnaul

Amir Gowa based on inquiry learning model?

4. How are the evaluation results of teachers' book of " Simple Present Tense" Unit for the eighth-grade students of Islamic boarding School Abnaul Amir Gowa based on Inquiry learning model?

D. *Previous Studies*

Several researchers have conducted studies on English material development. In this part, the researcher include references to earlier work. This section examines research findings on developing a teacher's book for junior high school students in the eighth grade using an inquiry learning approach. Several researchers studied English-language resources for developing material. In this part, the researcher refers to a prior study as a point of reference.

First, a research was conducted by Bayu et al., (2022), under the title, "The Development of Teacher and Student's Book Based on Realistic Mathematics Education in Statistics for a Package Program." The research findings generally support the idea that there is a need to develop and improve the learning design, teachers' books, students' books and HLT to achieve the expected mathematics learning objectives.

The second is research from Samadun et al., (2023), research on "Effectiveness of Inquiry Learning Models to Improve Student's Critical Thinking Ability." The findings of this study indicate that the inquiry learning paradigm has a considerable impact on strengthening students' critical thinking skills. Students using the inquiry learning model exhibit

significantly greater critical thinking abilities compared to those taught through traditional non-inquiry methods. The guided inquiry learning approach has proven to be an effective strategy for enhancing students' critical thinking skills.

The third is research from Praminingsih (2022) research on “The Effect Of Inquiry Learning Model on Students' Critical Thinking Skills.” This study aims to examine the impact of the inquiry learning model on students' critical thinking skills, investigate the extent of this impact across different education levels such as junior high (SMP) and senior high school (SMA), analyze the effect based on grade levels VII, VIII, X, and XI, and evaluate how the inquiry learning model influences learning outcomes in Biology and Science topics including the Excretory System, Volcanoes, Digestive Systems, Cells, Ecosystems, Circulatory Systems, and Environmental Pollution. The effect size value is obtained from the research that has been done. The overall effect size reported in the article concerning the impact of the inquiry learning model on students' critical thinking abilities in biology subjects is 1.45, which falls into the very high category. When broken down by education level, the effect size is 1.49 for junior high school and 1.40 for senior high school. Additionally, the effect size by grade level is 1.65 for eighth grade (VIII) junior high and 1.63 for eleventh grade (XI) senior high school. The effect size based on the topic of the subject matter is 2.93 on the excretory system material. The conclusion of the study is that the inquiry learning model influences students' critical thinking skills in biology

subjects.

Then, the fourth researcher is from Kadiwone et al., (2022), under the title, "Application Of Inquiry Based Learning Model To Improve Students' Cognitive Learning Activities And Outcomes," The findings revealed that the implementation of the lesson plan improved during the first cycle, with the first meeting reaching 80.98% and the second meeting increasing to 85.71%, both categorized as very good. In the second cycle, the lesson plan implementation was 80.71% in the first meeting and rose to 90.47% in the second meeting, maintaining a very good rating. Student activity sheets scored 55% in the first cycle, classified as fairly good, and improved to 72% in the second cycle, categorized as good. The average score for the students' cognitive learning test in the first cycle was 56, with a classical completeness rate of 40%, indicating an incomplete category. In the second cycle, the cognitive learning test average increased to 77, with a classical completeness rate of 90%, placing it in the complete category. Consequently, it can be concluded that there was an improvement in both student activity and cognitive learning outcomes following the application of the Inquiry Based Learning model.

The last one is from Bahramsyah (2023) in her research, "Developing Inquiry Learning Model Based ELT Material of Simple Present Tense Unit for the Eighth Grade Students of Islamic Boarding School Abnaul Amir Gowa." The English material was validated using BSNP's four aspects of textbook eligibility. The validators found it valid for content feasibility (3.81),

presentation feasibility (4.07), language feasibility (4.42), and graphical feasibility (4.76). Following multiple evaluations and revisions, the findings indicate that the material is both valid and suitable.

Based on the research findings above, the researcher can describe the similarities and differences with this research based on the findings of previous investigations. In terms of parallels, this study and prior studies address the same challenge of generating teacher's books, particularly for teaching learning materials. Related to the difference or novelty of this research, it includes developing a teacher's book Using the inquiry learning model as a reference for teachers in delivering instruction, to promote student academic achievement, finding out how students respond to the inquiry learning model used when studying, and ensuring that teachers' performance is optimal.

This study was be undertaken at the junior high school level, at the eighth-grade Islamic boarding school Abnaul Amir Gowa. Furthermore, this project focuses on the development of a teacher's book based on the inquiry learning model.

E. Research Objectives and Significances

Regarding the problem statements outlined above, this study seeks to develop a teacher's book based on inquiry learning model for the eighth-grade students of Islamic boarding school Abnaul Amir Gowa. The spesific objectives of this research are:

1. To analyze the teacher's need of Simple Present Tense unit for the eighth-grade students of Islamic Boarding School Abnaul Amir Gowa based on inquiry learning model.
2. To design teacher's book of Simple Present Tense unit for the eighth-grade students of Islamic Boarding School Abnaul Amir Gowa based on inquiry learning model.
3. To develop teacher's book of Simple Present Tense for the eighth-grade students of Islamic Boarding School Abnaul Amir Gowa based on inquiry learning model.
4. To find out the evaluation result teacher's book of Simple Present Tense for the eighth-grade students of Islamic Boarding School Abnaul Amir Gowa based on inquiry learning model.

According to the goals set, the anticipated benefits resulting from this development include the following:

1. Theoretical Significance

This research can contribute to the advancement of knowledge, particularly in English education, by developing a teacher's book based on inquiry learning model for the unit "Simple Present Tense" for the eighth grade students.

Readers can understand the development of teacher's book using inquiry learning models. Readers can also understand what is meant by R&D research and the process. They can become a source of theory for other researchers interested in conducting relevant research.

2. Practical Significance

The advantages of this research product were obtained by teachers, students, and researchers, especially in the eighth grade boarding school Abnaul Amir Gowa.

a. Teachers

This teacher's book based on inquiry learning can be an alternative guide for teachers to design an English learning process that is fun, easy to understand, and as a guide on how to deliver simple present tense material to make it more interesting and challenging so as to improve higher cognitive aspects.

b. Students

This research product aims to boost students' learning motivation by employing a teaching method that aligns with their learning needs.

c. Researchers

The teacher's book that has been developed can increase insight and knowledge for conducting further research related to the inquiry learning model.

F. *Product Specifications*

1. The target of this study is the English teacher from Islamic Boarding School Abnaul Amir Gowa.
2. The developed teacher's book refers to the inquiry learning model-based student book and the teacher's book "When English Rings a Bell.
3. This book was developed in accordance with the stages outlined in the ADDIE model.
4. The developed teacher's book contains instructions that are in line with the student book for class VIII Islamic Boarding School Abnaul Amir Gowa. That has been developed by previous researcher.

CHAPTER II

LITERATURE REVIEW

A. Research and Development

Trianto (2011) explains that research and development (R&D) is a series of procedures to make new products or improve existing products so that they can be accounted for. The resulting product can be hardware such as tools, modules, books, or software such as programs for learning, laboratories, libraries, evaluation, and others. The result of development research is not only the development of an existing product but also to find knowledge or answers to practical problems. Sugiyono (2009) argues that, research and development methods are research methods used to produce certain products, and test the effectiveness of these products. To be able to produce certain products, needs analysis research is used (survey or qualitative methods are used) and to test the effectiveness of these products so that they can function in the wider community, research is needed to test the effectiveness of these products (experimental methods are used).

B. ELT Material

ELT is a complex and important field of study that plays a vital role in helping people learn English and achieve their goals. By understanding the various aspects of ELT, teachers can develop effective teaching programs and help their students learn English successfully. Nunan (2004) ELT is an area of study that concentrates on both the theoretical and practical aspects of teaching the English language. The field covers a wide range of topics, such

as ELT research, ELT methodology, ELT curriculum, and ELT assessment. ELT materials contains of textbooks, audio and video materials, etc.

Language teaching, according to Richards (1985), is a complex task that includes curriculum design, instructional components, psycholinguistics, and sociocultural linguistics. When teaching foreign languages, teachers should provide opportunities for language acquisition through a variety of in-class activities.

C. *Teacher's Book*

Teacher's book is a book that teachers use to guide students through the learning process. The teacher's book includes learning materials, lesson plans, learning methodologies, evaluations, and resources. The teacher's book can help teachers implement successful and meaningful learning. According to Lie (2021), defines a teacher's book as a guidebook for teachers that contains subject matter, lesson plans, and learning activities.

The difference between the teacher's book and the student's book, according to Mulyasa (2003), teacher and student books are two critical components of the learning system that are inextricably linked. Teacher's books help teachers plan and implement excellent lessons, whilst student books help students understand course materials and improve their learning experience.

When creating a high-quality teacher's manual, consideration must be given to the elements of acceptable book quality standards. These components can be summarized as follows (BSNP, 2006: 141-164):

1. Content eligibility components

The content eligibility component contains 8 subcomponents, namely:

a. Material coverage

The material must be in accordance with the core competencies (KI) and basic competencies (KD) listed in the curriculum.

b. Material insurance

The information presented must be accurate, bias-free, and accountable.

c. Up-to-date

Materials should always be updated to ensure relevance to current developments.

d. Contains productivity insights

Materials need to offer understanding on how to use knowledge and skills effectively in everyday situations.

e. Stimulate curiosity

Materials should interest learners and encourage them to think critically.

f. Develop life skills

Materials should help learners develop life skills such as communication, cooperation, and problem solving.

g. Develop insight into diversity

Materials should introduce learners to different cultures, perspectives and values.

h. Contains contextual insights

Materials should be relevant to learners' cultural, social and environmental contexts.

2. Language Components

The language component contains 7 subcomponents, namely:

a. Developmentally appropriate for learners

The language used should be appropriate for the learners' cognitive, affective, and psychomotor development levels.

b. Communicative

The language used should function as an effective communication tool.

c. Dialogical and interactive

Materials should encourage dialogue and interaction between learners and teachers or fellow learners.

d. Straightforward

The language employed must be clear, simple, and easy to comprehend.

e. Coherence and orderliness of thought flow

The material should be organized logically and systematically, so that it is easy for learners to follow.

f. Conformity with good Indonesian language rules

The materials should use good and correct Indonesian language, both in terms of spelling, grammar, and word usage.

g. Consistency in the use of terms and symbols.

The terms and symbols used must be consistent and not cause

confusion.

3. Presentation Components

The presentation component contains 3 sub-components, namely:

a. Presentation technique

This is a broader concept that encompasses various methods of delivering presentations, such as lectures, discussions, or demonstrations. The BSNP document might not focus specifically on techniques but rather on the materials used in presentations.

b. Supporting material presentation

This aligns with the idea of a presentation component within a curriculum document. It suggests that the document might provide guidance on how to use resources like visuals, manipulatives, or multimedia to support learning.

c. Presentation of learning

This refers to how students demonstrate their understanding of the learned material. While the curriculum might touch upon student presentations, the focus of the presentation component in the BSNP document is likely on teacher presentations of learning materials.

4. Graphics Components

The visual aspects encompass the book's dimensions, cover design, and interior layout. The development of the Teacher's Guide Book follows several criteria for quality books, including the quality of the material/content, language suitability, organization, usability, and overall

appearance.

D. *Student's Book*

A student book is a book specifically designed to assist students in the learning process. This book presents the material, assignments, and activities in a structured manner to help students grasp the concepts being taught more easily. Graves (2000) highlights that the student book is a “map” for students and teachers. It provides structure and direction in learning, but it should also be flexible to be adapted to students' needs. Graves proposes that the development of student books should take into account local needs and involve teachers in the design process so that the content is more relevant.

E. *Learning Model*

A learning model is a framework or system used by teachers to deliver subject matter to students. This learning model can vary depending on the goals that teachers and students want to achieve in the learning process. According to Gunarto (2013), a learning model is a plan or framework that serves as a guide for organizing classroom or tutorial instruction. It encompasses the chosen learning approach, including the educational goals, the sequence of learning activities, the learning environment, and how the classroom is managed. In essence, a learning model is a systematic procedure or pattern designed to help achieve learning outcomes, incorporating strategies, techniques, methods, materials, media, and tools.

Educational experts have developed a variety of learning models that can be used in classrooms such as:

1. Inquiry learning model: A teaching method that emphasizes students' active involvement in searching for, discovering, and using information by encouraging them to ask questions, explore, and engage in critical thinking.
2. Cooperative learning model: a learning approach that involves cooperation between students in achieving learning goals. Students learn in small groups, where they help and support each other in understanding the subject matter.
3. Problem-Based Learning (PBL) learning model: a learning approach that emphasizes solving real problems in everyday life. In this model, students are invited to recognize, analyze, and solve problems through a process of critical thinking, collaboration, and application of previously learned knowledge.
4. Discovery Learning Model: A teaching approach that enables students to actively participate in their learning through exploration and discovery. Students are given the freedom to discover concepts and learning principles on their own through interaction with their surrounding environment.

F. Inquiry Learning Model

One of the most important things a teacher can do during a lesson is to come up with something exciting and stimulating for the students so that they will be engaged and active during the lesson. This problem can be solved by utilizing innovative and exciting learning models, such as inquiry-based learning models.

The inquiry learning model is a learning activity that facilitates learners to ask questions, conduct investigations or searches, experiments, or research independently to get the knowledge they need. In this model, students are directed to find out the material presented in the lesson by asking questions and conducting an independent investigation.

The above definition is in line with the opinion of Priansa & Donni (2017) who reveals that Inquiry learning is an instructional approach that motivates students to pose questions and derive conclusions from broad concepts through experience and hands-on activities. In other words, this method encourages students to independently explore and acquire the knowledge they require by questioning, gathering information, or conducting investigations.

Based on the above information, Inquiry learning is an instructional approach that encourages students to independently acquire knowledge by engaging in research, analysis, and exploration. It also supports students in performing experiments or investigations to address problems or deepen their understanding of the subjects they are currently studying.

1. Step of Inquiry Learning Model

Sanjaya (2006) claims that the inquiry learning model steps are:

a. Orientation

The teacher prepares the students for the learning activities by explaining the topic, objectives, and the anticipated learning outcomes. The teacher also outlines the key activities students need to complete to reach these objectives and highlights the significance of the topic and learning tasks. This approach aims to motivate students to actively participate in their learning.

b. Formulating problem

The teacher guides and facilitates learners to formulate and understand the real problems that have been presented.

c. Formulating hypothesis

Teachers guide learners to develop hypothesizing skills by asking questions that can encourage learners to be able to formulate temporary answers or be able to formulate various estimates of possible answers to the problems studied.

d. Collecting information

The teacher guides students by asking questions that can encourage students to think about finding the information needed.

e. Testing hypothesis

The teacher guides learners in the process of determining the answer that is considered acceptable according to the data and information obtained

based on data collection. The most important thing in testing the hypothesis is to find the learners' level of confidence in the answer given.

f. Formulating conclusion

The teacher guides students in the process of describing the findings obtained based on the results of hypothesis testing. To reach an accurate conclusion, the teacher should be able to show students which data are relevant.

2. Inquiry learning type

According to Mulyasa (2007), the inquiry learning model can be categorized into three types, as outlined below:

a. Guided inquiry

Students receive guidance as necessary, often in the form of leading questions. This method is particularly applied to learners who are unfamiliar with the inquiry model, where the teacher offers significant support and direction. Initially, more assistance is provided, which is gradually decreased as students gain experience. In practice, the teacher handles most of the planning, with students not involved in formulating the problem. The teacher provides clear guidance on how to arrange and record the data.

b. Free inquiry

In free inquiry learners conduct their own research like a scientist. In this teaching, learners must be able to identify and formulate various problem topics to be investigated. The method is an inquiry role approach that involves learners in certain groups, Every group member is given a

responsibility, such as serving as the group coordinator, technical guide, data recorder, or process evaluator.

c. Modified free inquiry

In this inquiry-based approach, the teacher presents challenges or questions, and students are encouraged to resolve them by engaging in observation, exploration, and investigative processes.

3. Characteristics of the inquiry learning model

Based on Sanjaya (2009), the inquiry-based learning model is characterized by several important features, which are as follows:

- a. The inquiry model highlights students' active involvement in exploring and uncovering information. Throughout the learning process, students are not just passive recipients of the teacher's verbal explanations; rather, they take an active role in identifying the key aspects of the material independently.
- b. Each task performed by the students is intended to help them explore and find their answers to the questions, so that they are expected to be able to foster self-belief. Therefore, in the inquiry-based learning model, the teacher's role shifts from being the primary provider of knowledge to acting as a facilitator and encourager of student learning.

G. English Topic "Simple Present Tense"

This research focuses on developing materials with an inquiry model on Simple Present Tense. This topic is the content of the material discussed in Chapter VII, "Student's Daily activities" in the English book "English: When

English Rings the Bell” used by Islamic Boarding School Abnaul Amir Gowa. The simple present tense material is in accordance with the syllabus of Basic Competencies of class VIII, 3.7 and 4.7. According to Permendikbud Number 37 of 2018, Basic Competencies refer to the essential abilities and understanding that students are necessary to acquire for a subject in each educational level, aligned with the Core Competencies.

The simple present tense material includes explanations of social functions, text organization, and language features found in both spoken and written transactional texts that involve exchanging and requesting information about regular occurrences, activities, actions, or universal facts.

H. Conceptual Framework

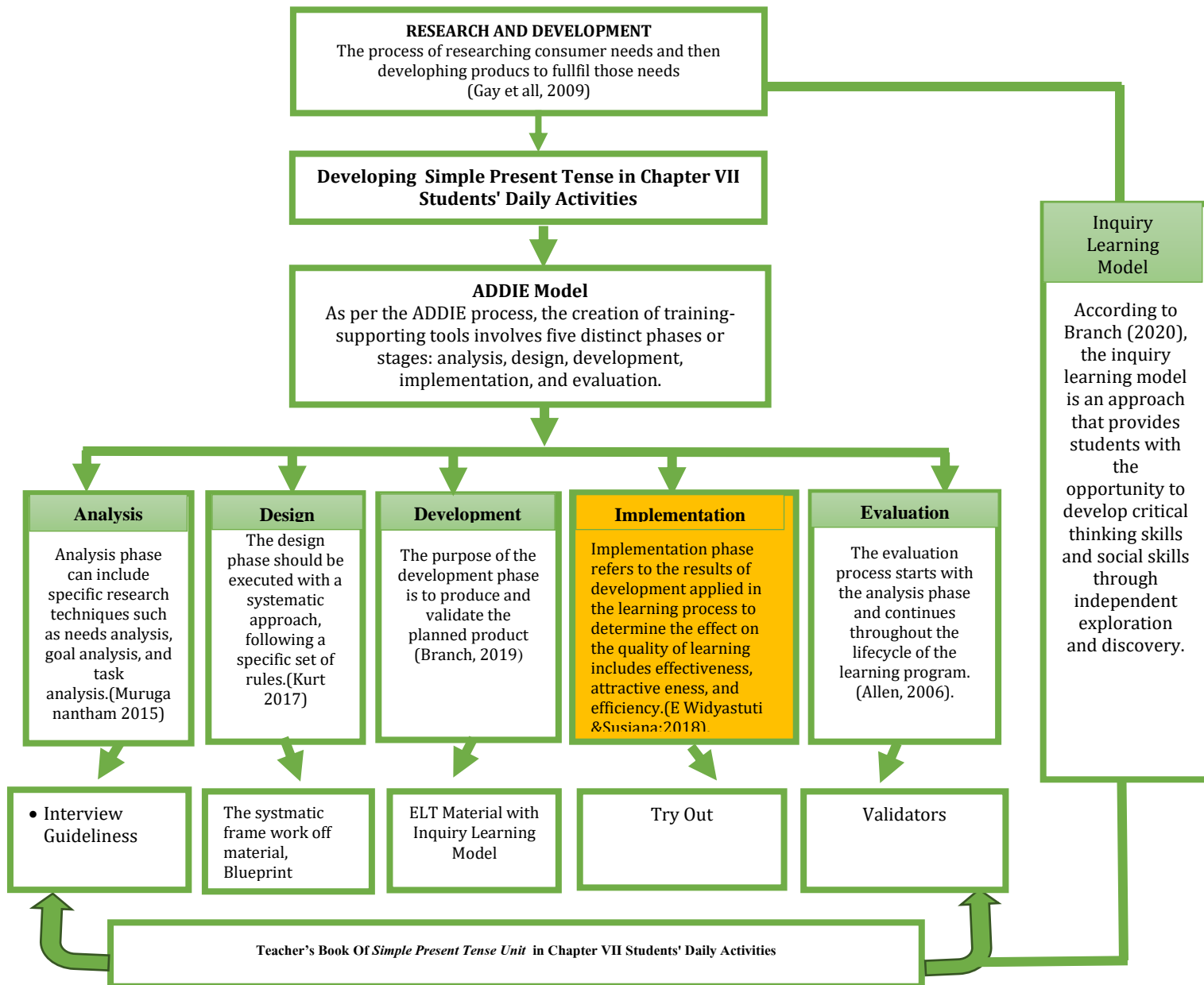


Figure 2.1: Conceptual Framework

The conceptual framework presented provides a systematic approach to developing inquiry-based learning models specifically designed for English language teaching materials. This research used the ADDIE model as its instructional development design framework. This technique's initial objective was to increase the efficacy and efficiency of education and training by offering instruction in the areas most important to job performance and customizing instruction to the job (Allen, 2006). The ADDIE process specifies five stages or phases for developing training tools: analysis, design, development, implementation, and evaluation.

Muruganantham (2015), states that the analysis phase serves as the foundation for all subsequent stages of instructional design, including those in the ADDIE model. At this stage, possible educational challenges and objectives are identified to guide the subsequent phases of instructional design, including the ADDIE model. At this level, potential educational issues and goals are discovered. To choose the right kind and amount of training, assessing the learners' pre-existing knowledge and abilities is also necessary. The analysis phase may incorporate specific research methods such as needs analysis, goal analysis, and task analysis (Muruganantham, 2015). For instance, using a needs analysis helps instructional designers determine the required materials and identify any constraints in their approaches.

During the design phase of the ADDIE model, instructional designers plan the methods learners will use to achieve the specified learning objectives. Kurt (2019), asserts that a predetermined set of guidelines should be followed during the design phase. Potential teaching techniques are also tested during this phase (Allen, 2006). Additionally, an assessment of the available teaching resources helps instructional designers decide whether the resources are suitable for the tasks they are working on.

The ADDIE model's development phase includes several material design realization activities. The development phase aims to create and test the intended material (Branch, 2019). This stage ends with a comprehensive collection of learning resources or materials, including the content, instructional techniques, and other lesson plans the materials required to support the learning modules. In the development phase, instructional designers create the resources and materials specified in the previous design stage. Exercises, lectures, simulations, and other training resources are part of the developed content and the overall learning framework (Mayfield, 2011). Additionally, system testers carry out several tasks to find flaws in the intended instructional tactics and make necessary process improvements (ADDIE Model).

The phrase "implementation phase" refers to applying development findings to the learning process to assess how effectiveness, allure, and efficiency affect learning quality. Small groups gather feedback from professors and students for material design revision (Widyastuti, 2018). Due

to time constraints, the implementation phase is not permitted by the research's scope.

The evaluation stage measures how effective and efficient the instructional program. Allen (2006) states that in the updated ADDIE models, evaluation plays a key role throughout the entire process. It starts from the analysis phase and continues consistently during the whole learning program. According to Allen (2006), the evaluation phase includes the following components:

1. Formative evaluation: To maintain quality and support continuous improvement, products and processes are evaluated at every stage of the ADDIE model.
2. The summative evaluation: assesses the comprehensive outcomes of the learning program and determines its overall effectiveness.

According to Allen (2006), the ADDIE method exemplifies continuous quality improvement. The procedures followed, and the results of each step of the ADDIE training model are assessed against the instructional requirements and learning principles as instructional designers progress through the various phases.

In this research, the researchers only conducted formative assessments at the analysis, design, and development stages. At the analysis stage, the researcher submits an overview of the findings from the analysis to be evaluated by the supervisor. During the design phase, the researcher provided a validity questionnaire for the blueprint design to the supervising

lecturers. In contrast, at the development stage, the researcher provided a checklist for assessing the feasibility of teaching modules developed for three validators simultaneously.

CHAPTER III

RESEARCH METHODOLOGY

A. Research Types and Location

The research was conducted at the Islamic boarding school Abnaul Amir Gowa, located in Moncobalang, Bontosunggu, South Bontonompo District, Gowa Regency, South Sulawesi. With multiple research participants. To ensure reliable data gathering, these participants were selected using objective sampling. The data for this research were acquired from the English teacher at the Islamic boarding school Abnaul Amir Gowa, as well as validators from the lecturer at the Islamic State University of Alauddin Makassar.

B. Research Approach

The researcher uses the research and development approach, often referred to as R&D. According to Gay et al. (2019), R&D involves identifying consumer needs and creating products that meet those demands. Meanwhile, Borg and Gall, as cited in Rabiah (2012), describe it as a research approach aimed at developing a specific product and evaluating its effectiveness.

This research and development process includes reviewing relevant studies, creating the product informed by those studies, carrying out field tests in the target learning setting, and making adjustments to correct any issues identified during the testing phase. (Borg et al, 2003).

C. *Research and Development Design*

The ADDIE model is well recognized in the field of instructional design as a useful foundation for creating practical and effective designs. It enables educators, content creators, and instructional designers to construct effective teaching designs by following the procedures indicated in the model for each educational product. The elements developed when the ADDIE model is deployed can be used in both online and in-person contexts.

The ADDIE model (Analyze, Design, Develop, Implement, and Evaluate) helps students achieve their learning goals and objectives. This tool simplifies the process of creating educational materials. Repeated evaluation of each phase allows instructional designers to find areas for improvement and iterate back to prior phases as needed. The ADDIE Model helps students achieve their learning goals and objectives efficiently. It simplifies the process of designing and developing instructional materials, as well as assessing student needs.

D. *Data Sources*

Data sources for this study were gathered from multiple respondents who are relevant to the research being conducted. The data sources in this study are:

1. Documents

This study used two books. The first is English Teacher's book named "Bahasa Inggris: *When English Rings a Bell*" prepared by the Indonesian Ministry of Education and Culture. This book is provided free of charge to all

Indonesian schools that have implemented the 2013 curriculum. The second is a student book that has been developed by using inquiry learning model. Both books became a resource for researcher as she develop teaching materials.

2. Teacher

The teacher acts as a validator, evaluating the effectiveness of the teacher book developed based on the inquiry learning model. In addition, teachers contribute by offering suggestions and feedback on the learning materials created to meet the needs of students during the classroom learning process. The teacher serving as the data source for this study is an English teacher at Islamic Boarding School Abnaul Amir Gowa.

3. Validators

In this study, validators are responsible for reviewing and judging the development of the teacher's book based on inquiry learning models. Validators provide an assessment of the media and material presented in the learning media developed. Whether the development of a teacher's book based on inquiry learning model is feasible or not to be a teaching module in the English language learning process in the unit of simple present tense unit.

The validation process included an English lecturer from the Department of English Education at UIN Alauddin Makassar and English teacher from Islamic Boarding School Abnaul Amir Gowa. Expert validators assess several aspects of feasibility, namely content feasibility, presentation

feasibility, language feasibility, graphic feasibility and further additions/suggestion for teacher's book improvement.

E. *Data Collection Procedures*

The ADDIE model represents a structured approach to instructional design, encapsulated in its acronym that stands for the five key phases: analysis, design, development, implementation, and evaluation. The ADDIE model's through the following steps:

1. Analysis

The first stage is analysis. During this stage, the researcher gathers information by interviewing the teacher to learn about the needs of the teacher. During this step, the researcher utilized data from previous studies.

2. Design

The second stage involves design. At this stage, the researcher designed a syllabus using the data gathered from the needs analysis. The researcher built prototype I of the syllabus and verified its practicality. The researcher did self and peer evaluations.

3. Development

The third phase is development. The processes of analysis and design are expanded upon during development. This stage is focused on developing lesson plans and subject matter. During this step, the researcher developed the instructions, as well as all of the media that will be used in them, and any accompanying documentation.

4. Implementation

The fourth phase is implementation, during which the researcher tests the student-generated materials to assess the students' understanding of the developed content. Two difficulties, however, caution researchers against employing the implementation step. The first issue is that the researcher needs more time to implement the research on the topic. Then the second is that the researcher gives the opportunity to the next researcher to continue the implementation stage of the developed book.

5. Evaluation

The final stage is evaluation, which includes both formative and summative evaluations. Formative assessment aims to collect records at each stage of the process in order to facilitate upgrades. However, summative assessment occurs at the end of the program to thoroughly examine its impact on studying results and general mastering pleasure. On this examination, the simplest formative assessment is used since it coincides with the steps of development research to enhance the outcomes of product development.

F. Research Instruments

1. Interview Guidelines

Based on Lexy (2000), an interview is a focused conversation involving two parties: the interviewer, who poses questions, and the interviewee, who provides answers. Interviews are broadly divided into 2, namely structured interviews and unstructured interviews.

In this case, researchers conducted in-depth interviews using semi-structured formats, which Sugiyono (2012) describes as more flexible compared to structured interviews. The aim of this interview method is to explore issues more openly by encouraging participants to share their opinions. During the interview process, researchers utilized interview guides to assist and direct the questions effectively.

The interview guidelines discussed after analyzing the architectural collective memory. Researcher conducted interviews with 8th grade English teachers. In addition, data related to students' needs analysis has been conducted by previous researcher Bahramsyah (2024) and is attached in chapter 4.

2. Validation Checklist

A validation checklist is an instrument utilized by validators to assess and evaluate products created by the researcher. As stated by Bandalos (2018), Validation checklists are tools designed to evaluate the extent to which a measure conforms to standards of sound measurement. This research validation checklist was adapted from (Rahayu, 2022).

The validator validated one thing at the evaluation stage, namely, evaluated the Teacher's book that the researcher has produced by looking at several aspects, namely: content feasibility, presentation feasibility, language feasibility, graphic feasibility, and additional/advanced suggestions for the teacher's book improvement.

G. Data Processing and Analysis Techniques

In this study, the researcher employed a hybrid method that includes both qualitative and quantitative analysis. The research employs the Explanatory Sequential Quantal Design, a basic mixed methods design. This approach prioritizes quantitative data collection above qualitative data due to its greater value.

During the initial phase, the researcher develops a hypothesis, gathers quantitative data, and conducts data analysis. The outcomes of the quantitative study then guide the data collection approach in the second phase, involving the collection, analysis, and interpretation of qualitative data.

The researcher can utilize qualitative analysis and interpretation to provide additional explanations and elaborations on the quantitative results (Gay et al., 2019).

1. Qualitative Analysis

In qualitative data analysis, according to Miles et al., (2014), three cycle activities must be taken into account, namely:

a. Data Condensation

Data condensation involves selecting, concentrating, summarizing, and molding data gathered from interviews, records, and documents. Data condensation enabled researchers to reveal clear, focused, and better-ordered and cleanly arranged data for drawing and validating results. During

this stage, the researcher synthesized and organized the data derived from the Needs Analysis and interview findings.

b. Data Display

Improved data display for better organization, readability, and accessibility. The data has been organized into matrices, graphs, charts, and networks. As a result, the researcher displayed the data using graphs and tables.

c. Conclusion Drawing and Verification

The stage included a description of the confirmed conclusion. Verification is the process of going back and scrutinizing the entire argument offered by looking at the record, reviewing, or recreating the findings in another format. As a result, the researcher described data results that are backed and validated by ideas obtained from appropriate sources.

2. Quantitative Analysis

Quantitative research entails collecting and examining numerical data to characterize, clarify, forecast, or manage phenomena of interest. At the outset of the project, quantitative researchers specify the hypotheses to be tested and the research methodologies employed (Nasional & Pillars, 2012).

In this study, data were gathered from students and expert researchers using a needs analysis and validation checklist. A validation checklist to assess the teacher's book design and the advanced teacher's book was given to two validators and one English teacher. The validation checklist for the teacher's book covers four aspects of BSNP: content feasibility, presentation

feasibility, language feasibility, and graphics feasibility. The validation checklist is analyzed to find the average score (mean score).

$$\text{Validity} = \frac{\text{gained score}}{\text{maximum score}} \times 100\%$$

Figure 3.1: Validation Checklist

Table 3.1 Level of Validity adopted from Mutmainnah et al. (2023)

NO	Criteria of Validity	Descriptive rating
1	Not Valid	1.00-1.50
2	Less Valid	1.51-2.50
3	Valid Enough	2.51-3.50
4	Valid	3.51-4.50
5	Very Valid	4.51-5.00

CHAPTER IV

RESEARCH RESULT AND DISCUSSION

A. *The Result of Analysis Phase*

1. The result of need analysis of developing learning materials based on the students' questionnaires

The table below summarizes the results of a previous researcher's questionnaire, presenting only the most frequently chosen options by eighth-grade students of MTs Abnaul Amir Gowa. The purpose of this questionnaire was to determine the students' needs regarding eighth-grade English language learning materials, specifically for the topics of simple present tense.

Table 4.1: *The Results of Students' Questionnaires*

No	Question	Top Choice	Class				Total	Percentage
			VIII A	VIII B	VIII C	VIII D		
1	Do you like it when the teacher gives a learning formation before starting the lesson?	Yes	15	15	14	14	58	97%
2	What learning activity do you like the most?	It is enough to pray	9	9	14	8	40	25%
3	When the class starts, what treatment do you prefer?	Directly listen to the teacher's instruction	10	6	11	12	39	65%

4	What form of subject matter do you prefer?	Pictorial	7	12	4	3	26	43%
5	What kind of book design are you most interested in?	Pictorial	8	9	6	6	29	48%
6	What kind of design model are you interested in	Cartoon	13	7	3	6	29	48%
7	In what way do you prefer to learn to simple present tense unit (Chapter VII Stude n's Daily Activities)	By accepting theory	5	5	3	8	21	35%
8	If the material of Simple present tense unit (Chapter VII Stude n's Daily Activities) what kind of you will express it?	Showing off in pairs with friends	4	8	7	3	22	37%
9	If the material is description text, describe what you most want to state?	Describe daily activities	5	5	4	8	22	37%
10	What do you need in making a conversation about simple present tense material?	Examples of written conversations in books	9	6	4	6	25	42%
11	What learning	Discussion	6	7	3	6	22	37%

	model do you prefer?							
12	If you were asked to do a project in class, which would you chose?	Group project	10	10	8	7	35	58%
13	If you were given the task of presenting related to the subject matter, which one would you chose?	Group presentation	10	10	8	6	34	57%
14	Do you like the idea of teaching with games activies?	Yes	14	15	11	14	54	90%
15	What difficulties you sometimes have at the time of learning the material (simple present tense)	Lack of Vocabulary in English	8	4	6	3	21	

A questionnaire was developed to address these issues and gain insight into student needs. The process of developing the questionnaire started with the selection of its constituent elements, subsequently structured into three sections. The first section consists of six questions aimed at understanding the material's objectives and organization in a structured manner. The second part includes four questions that concentrate on the material's content, the third section, on the other hand, consists of five questions aimed

at thoroughly assessing the students' learning achievement goals.

The questionnaire was designed to identify the students' systematic learning needs, which would guide the creation of appropriate learning materials. Rather than distributing it directly to the students initially, the questionnaire underwent expert review and feedback. Based on their suggestions, certain answer choices were revised, leading to the finalized version. The completed questionnaire was subsequently distributed to the students. As a result, the experts considered the survey results to be both valid and meaningful, finding them suitable and relevant for the students.

Understanding students' needs before developing inquiry-based learning modules is essential for successful learning. Questionnaires are a valuable tool for gathering this information, allowing modules to be tailored to students' individual characteristics and learning styles. This aligns with Mutmainnah's (2023) findings that personalized learning boosts motivation. Understanding these needs enables the creation of engaging and relevant materials that effectively teach the subject matter.

2. The result of need analysis of developing Teacher's book based on the teacher's interview

The following table summarizes the results of in-depth interviews with 8th-grade teachers at MTs Abnaul Amir Gowa. The interviews were conducted to explore teachers' perceptions regarding their needs in teaching, especially in the teaching of simple present tense.

Table 4.2: The Result of Teacher Interview

NO	Question	Answer	Coding
1.	Do you like giving a pre-teaching activity before starting the lesson?	Yes I like doing activities before I start teaching because I think this activity is very important to prepare students mentally and emotionally, so that they are better prepared to receive the material to be taught. This activity also serves as a trigger for students' interest and attention, helping them to link their existing knowledge with the topic to be learned. In this way, teachers can create a more interactive and conducive learning atmosphere, and enhance students' participation in the learning process.	Teachers like to do pre teaching before starting the lesson.
2.	What learning activity do you like the most?	In my opinion, prayer is the way to calm the mind and focus attention before entering the learning process. It creates a calm and hopeful atmosphere, and helps students to feel more focused and ready for the material to be taught. By praying, teachers also want to instill spiritual values and togetherness among students, so that they can learn in a positive and harmonious atmosphere.	The teacher chooses prayer as a pre-teaching activity
3.	When the class starts, what treatment do you prefer?	I choose a learning model where students immediately focus on listening to the instructions that I deliver. By listening to the teacher's instructions directly, students can immediately understand what to do and do not need to waste time with other	The teacher starts the class by giving direct instructions to the students.

		activities first.	
4.	What form of subject matter do you prefer?	In my opinion, pictorial materials can facilitate students' quicker and easier comprehension of the concepts presented. Images have a visual appeal that can attract students' attention, making learning more interesting and fun. Thus, the use of images in the subject matter not only improves students' understanding, but also creates a more interactive and creative learning atmosphere.	The teacher prefers pictorial subject matter.
5.	What kind of book design are you most interested in?	I am very interested in book designs that are able to combine pictorial and text. This can enhance the reading experience, making it more engaging and enjoyable.	The teacher is more interested book designs that combine image and text.
6.	What kind of design model are you interested in?	I am interested in cartoon design because it can make the subject matter more interesting and memorable for students, thus creating a pleasant learning atmosphere and motivating students to continue learning.	The teacher is more interested in design models that include cartoons.
7.	In what way do you prefer to teach to simple present tense unit (Chapter VII Student's Daily Activity)?	I prefer to teach simple present tense by having students understand the theory first. I start by explaining in detail about the function, formula, and when we use simple present tense. After that, we practice problems and example sentences. This way, students have a solid foundation before practicing.	The teacher prefers to teach simple present tense by accepting theory.
8.	If the material of Simple present tense unit (Chapter VII Student's Daily Activity) what kind	I will ask students to work in pairs, where they can share information about habits or interesting facts about their	When teaching topics about students' daily activities, the teacher instructs students to

	of expression you will give to your students?	personal experiences. This approach not only makes learning more interactive, but also encourages students to be more confident in speaking and using English actively. This way students can understand the use of simple present tense in a more practical and fun way, while strengthening their social skills.	collaborate in pairs.
9.	If the material is description text, describe what you most want to state?	If the material is a description text, I will deliver material about daily activities. I will emphasize the importance of describing students' daily routines clearly and interestingly so that they can understand how to compose effective descriptions.	In the description text material, the teacher will deliver material about daily activities.
10.	What will you give to your students to make a conversation about simple present tense material?	To help students have conversations about the simple present tense material, I will provide written conversation examples in the book. by presenting relevant and contextual examples, students can more easily understand how simple present tense is used in daily communication.	In conducting conversations about simple present tense material, the teacher provides examples of written conversations in books.
11.	What learning model do you prefer?	I chose the discussion learning model as a teaching method. Where discussion can encourage students' active involvement, they can share opinions, ask questions, and learn from each other. I think that with this learning model, students can feel more confident in expressing their ideas and learn to appreciate others' point of view, which is very important in a holistic learning process.	The teacher chose the discussion learning model as the teaching method.

12.	If your students asked to do a project in class, which would you chose?	If students are asked to do projects in class, I would choose group projects. I think group projects not only encourage collaboration and cooperation among students, but also allow them to share ideas and learn from each other thus creating a richer and more meaningful learning experience.	To do a project in class, the teacher chooses to give students a group project.
13.	If you give a task of presenting related subject matter, which one would you give?	If I give a presentation task related to the subject matter, I will choose group presentation because group presentation creates an interactive learning atmosphere, where students can ask each other questions and discuss, thus making the learning experience more dynamic and fun.	The teacher prefers group presentation tasks for related materials.
14.	Do you like the idea of teaching with games activities?	Yes, I like the idea of teaching using game activities because this approach can increase students' motivation and participation, and help them understand the material in a more interactive way.	The teacher likes the idea of teaching by using game activities.
15.	What difficulties do you sometimes have at the time of teaching the material (simple present tense)?	The difficulty I faced when teaching the simple present tense is the lack of English vocabulary that students have. This makes it difficult for them to construct correct and varied sentences.	The teacher is constrained in teaching simple present tense material due to the lack of vocabulary owned by students.

This interview aims to understand the teacher's perspective on how effective the teacher's book is in supporting the English learning process, especially on Simple Present Tense material. Through in-depth interviews with eighth grade English teachers at MTs Abnau Amir Gowa, a number of

teacher needs were found, namely: The first is related to the preparation activities conducted by the teacher prior to beginning the lesson, the goal is to help the teacher to find out the extent of students' initial understanding of the material to be taught.

The second need is related to activities before starting learning, the teacher prioritizes prayer to calm the mind and focus attention before entering the learning process. The third requirement involves offering direct explanations from the teacher, aiming to help students quickly grasp the task without spending time on other preliminary activities.

The fourth need is related to the form of learning materials. Where teachers prefer pictorial materials to help students understand the concepts taught more easily and quickly. The fifth need is related to the design of the book, where teachers choose book designs that are able to combine images and text because this can make the reading process more interesting and fun.

The sixth need is related to the book design model, where teachers are interested in cartoon designs in order to make the lesson material more interesting and memorable for students. The seventh need is related to how to teach simple present tense material, teachers choose to teach the material by accepting theory.

Furthermore, the eighth need is related to expression in teaching simple present tense material, where the teacher will ask students to work in pairs to share information about habits or interesting facts about their personal experiences. The ninth need is related to what is to be stated in the

description text material, and the teacher will deliver material about daily activities.

Then the tenth need is related to making conversations about simple present tense material, where the teacher provides examples of written conversations in books. The eleventh need is related to the learning model where the teacher applies the discussion model in order to encourage students' active involvement, they can share opinions, ask questions, and learn from each other.

The twelfth need is related to giving assignments where the teacher gives assignments in groups. Then the thirteenth need is related to the task of presenting the lesson material, where the teacher chooses a presentation in the form of a group. Moreover, the fourteenth need pertains to the activities planned for learning, with teachers favoring the inclusion of games for their students.

The last need is the fifteenth. This is connected to the common challenges that teachers often face when delivering the material. In general, teachers realize the importance of simple present tense material in students' daily lives. However, they also expressed difficulties in teaching this material, especially related to students' lack of understanding of English vocabulary and its difficult pronunciation. Many students still have difficulties in understanding the meaning of specific words that are often used in the simple present tense. Therefore, teacher hope that the teacher's book developed by researchers can be used as a guide in teaching.

The development of teacher books is an essential process for enhancing educational quality. A good teacher book can provide complete guidance for teachers in carrying out the learning process, starting from lesson planning, choosing methods, to assessing learning outcomes. This is consistent with studies conducted by Fadilla (2020), the study revealed that teachers' ability to prepare for learning remains insufficient, resulting in less than optimal teaching performance. Hence, developing a research-based teacher's book is essential to serve as a guide for educators in their teaching activities.

3. Relationship between questionnaire responses and interview findings

Through the discussion of the questionnaire and interview results, we are able to determine the relationship between teachers' and students' views regarding how effective inquiry-based student and teacher books are in enhancing the quality of learning. Both student books and teacher books are designed to achieve the same learning objectives, namely encouraging students to actively find out, analyze, and draw their own conclusions. The activities included in the student book aim to complement and reinforce the learning tasks provided in the teacher book.

Student books and teacher books based on inquiry learning complement each other. The teacher book provides guidance for teachers in implementing inquiry learning, while the student book provides interesting

materials and activities for students to explore knowledge independently. Both are designed to achieve the same goal, namely developing students' critical thinking, communication and collaboration skills. Thus, students can learn actively and build their own knowledge.

According to Samadun et al. (2023), under the title “Effectiveness of Inquiry Learning Models to Improve Students' Critical Thinking Ability”. The findings of this study reveal that the inquiry learning model greatly enhances students' critical thinking abilities. There is a significant distinction in critical thinking abilities between students who are instructed using the inquiry-based learning model and those who learn through more traditional, non-inquiry methods.

Teacher and student books based on inquiry-based learning are complimentary resources. While teacher books offer advice to teachers on how to support the learning process, student books give students the chance to learn actively. As a result, creating instructor books is an essential step to go along with the creatively created student books. A thorough teacher book enables educators to give students precise, well-organized instructions on how to complete learning tasks, which improves the efficiency and focus of the learning process. In addition to offering teachers advice on how to create engaging learning activities, teacher books created especially to assist the adoption of inquiry-based learning also ensure that learning objectives, materials, and student activities are all in line, resulting in a more significant and long-lasting educational experience.

B. *The Result of Design Phase*

1. The Syllabus Contents

Following the preceding analysis phase, the researcher created a material blueprint, serving as a comprehensive framework for the teaching material. The syllabus encompasses various aspects, including:(to know more about the syllabus, see appendix IV).

- a. Unit title: The unit title denotes the name or heading of the learning module that highlights the main subject or theme addressed in the educational content.
- b. Basic Competency: Basic competency describes the basic abilities or skills students are expected to possess after completing a particular unit or lesson. The basic competencies displayed are basic competencies 3.7 and 4.7.
- c. Subject Matter: The subject matter is the primary focal point, developed through materials, activities, and exercises. It is presented in a structured manner to enhance comprehension. Referring to the description of the basic competency, the material consists of three key elements: social function, text structure, and linguistic characteristics.
- d. Indicators: Three categories make up the indicators of competence achievement: Supplementary indicators, key indicators, and enhancement indicators, all of which describe the subject matter. Supporting indicators provide additional guidance and clarification to help students achieve the main indicators. They offer supplementary

information and skills that contribute to overall competency. The main indicators are the primary benchmarks that indicate the desired level of proficiency or mastery in the subject matter. They outline the essential knowledge, skills, or abilities that students should demonstrate. Enrichment indicators go beyond the main indicators and provide opportunities for students to explore further and extend their understanding of the subject matter. They encourage deeper learning and offer enrichment activities or challenges.

- e. English instruction material: Instructions in these English teaching materials may include explaining concepts, examples of using words or sentences, step-by-step instructions for carrying out activities or exercises, and guidance in enhancing English abilities, including reading, writing, listening, and speaking.
- f. Learning activities: Learning activities include two main components: the actions of students and teachers guided by the inquiry learning model, which involves orientation, formulating problems, formulating hypothesis, collecting information, testing hypothesis, and concluding. These learning activities integrate students' active participation in the educational experience with the teacher acting as a guide and facilitator. Using the inquiry learning model, students are encouraged to become active researchers, build their knowledge through exploration, and develop critical and analytical thinking skills.

2. The Result of Syllabus Design

The syllabus serves as a comprehensive educational guide, including learning objectives and specialized instructional resources for students. This carefully prepared document takes into account the results from various components of the inquiry learning model, such as orientation, problem identification, hypothesis development, data gathering, hypothesis evaluation, and concluding.

This curriculum aims to provide a complete learning plan based on a thorough assessment of the instructors' needs at Islamic Boarding School Abnaul Amir Gowa. This strategic method aligns learning objectives with instructors' demands, creating a clear path for educators and students to attain optimal learning outcomes.

Most importantly, the incorporation of the inquiry learning model serves not only to reinforce a structured educational framework, but also to foster intrinsic traits in students, such as critical thinking, creativity, and independence. These attributes are not only essential for effective knowledge assimilation, but also for fostering well-rounded individuals who can thrive in a dynamic educational landscape characterised by continuous evolution.

3. The result of product design through inquiry learning model

Following the creation of the blueprint, the inquiry learning model was used to develop the materials' structure. The structure of the materials was

arranged according to a learning approach known as the inquiry model, including clarifications of the material presented at each stage.

a. Orientation (1):

The orientation phase in learning is the initial stage where the teacher can measure students' understanding of the material to be taught, especially simple present tense material with simple present tense language elements, in providing and requesting information about daily routines. The written questions given by the teacher at this stage are designed to gather information about the students' prior knowledge, comprehension, and expectations related to the topic to be learned. These written questions give students chances to think deeply and share their comprehension in writing, as well as encourage them to think critically, connect new concepts with prior knowledge, and express questions or curiosity about the material to be taught.

b. Formulating Problem (1):

This phase is known as problem formulation, where the teacher gives students examples of the simple present tense that focus on everyday activities. The teacher reads the simple present tense and gives examples of the correct pronunciation. During this process, students are introduced to new vocabulary that they can utilize to identify examples. If there are still things that are not understood, students are encouraged to ask the teacher

again. When students play roles, the teacher pays attention to all students and makes sure that all read the text according to the teacher's directions. These activities are developed based on the findings from the students' needs analysis, focusing on those who prefer to describe daily routines.

c. Formulating Hypothesis (1):

This stage is referred to as the formulation of the hypothesis, which each student is assigned to give the checklist sign to the correct answers related to the text. After students complete their assignments, the teacher facilitates discussion among students to analyze and discuss their answers collectively. These activities are designed according to the needs analysis of students who prefer engaging in discussions and listening directly to the teacher's explanations.

d. Collecting Information (1):

This phase is known as gathering information, during which the teacher directs students to organize words from images into proper sentences. The teacher highlights the significance of focusing on the simple present tense and recognizing language components, particularly adverbs. Next, the teacher asked a representative from each student to share and explain the results of their work in class. This activity was designed to analyze the needs of students who prefer to listen to the teacher's direct explanations, discuss,

accept the theory, and pair up with friends. The goal is to make it easier for students to understand and make learning styles more enjoyable.

e. Testing Hypothesis (1):

This stage is called hypothesis testing because students finish the sentences by inserting an appropriate adverb to describe a daily activity. They collaborate in pairs to complete the task. Once the sentences are completed, the teacher facilitates a class discussion about the adverb choices made by the students. The teacher can ask the reasons for choosing a certain answer and ask students to provide further explanations. These activities are developed according to the findings from the students' needs analysis, who prefer to directly listen to the teacher's instruction, discussion, Group Presentation and describe daily activities.

f. Formulating Conclusion (1):

This step is referred to as formulating a conclusion, as it gives students the opportunity to make inferences from the knowledge they have gained. The teacher facilitates discussions among the students to explore their understanding of the material. Through these discussions, students can identify what they have comprehended and what areas they still need to work on. Subsequently, the teacher instructs the students to transcribe their understanding of the material in their journals. Through reviewing the entries in their journals, the teacher is able to evaluate the students'

understanding of the material and offer constructive feedback for reflection. These activities are designed according to the needs analysis of students who prefer to learn through attentive listening to the teacher's explanations and participating in discussions.

g. Orientation (2):

This part is known as the orientation phase, in which the teacher provides students with an introduction to the topic, concentrating on how to ask for and share information about daily activities in the morning, afternoon, and evening. During this phase, students actively listen to the teacher's instruction so that they become prepared and gain a clear understanding of the upcoming lesson. The teacher then guides students to be actively involved in each learning process to ensure comprehensive coverage of all material without leaving any misunderstandings. These activities are designed according to the needs analysis of students, who tend to prefer sufficient time for prayer, ice-breaking, and then directly listening to the teacher's instructions.

h. Formulating Problem (2):

This stage is called problem formulation, during which the teacher reads a dialogue about daily activities, and the students listen attentively and repeat the dialogue, focusing on afternoon and evening routines. After that, the teacher asks the students to act out the roles using the dialogue in front

of the class. This activity is designed based on a needs analysis showing that students prefer to receive instructions directly from the teacher. Examples of written conversation in books, Showing off in pairs with friends and describe daily activities.

i. Formulating Hypothesis (2):

This stage is referred to as hypothesis formulation, during which the teacher asks students to complete the activity by distinguishing between correct and incorrect answers according to the picture. The teacher discusses the results of the students' answers and emphasizes that students must pay attention and identify the linguistic elements of adverbs in the text. This activity aims to assess the needs of students who like to listen to the teacher's explanations, engage in discussions, absorb the theory, and participate in conversations. The purpose is to help students better understand the material.

j. Collecting Information (2):

This phase is known as gathering information, where the students list interrogative sentences based on the dialogue about routines and present the results in a group sharing session. Students identify interrogative sentences about routine activities in the simple present tense from the words found in the dialogue. The teacher provides support and feedback to students in identifying the correct sentences. These activities are formulated

based on the needs analysis results of students who prefer to listen to direct teacher instructions, discussions, group projects, and describing daily activities.

k. Testing Hypothesis (2):

This stage is known as testing the hypothesis, where the teacher divides the class into groups to discuss morning, afternoon and evening routines. Students form small groups, choosing roles to provide information and ask questions. Each group collects information about routine activities. The teacher facilitates questions and answers between groups and gives positive feedback. After the discussion, each group presents the results to the whole class. The teacher facilitates a broader class discussion, provides additional explanations, and provides opportunities for further practice. These activities are formulated based needs analysis results of students who prefer to listen to direct teacher instructions, discussions, group presentations, and describe daily activities.

l. Formulating Conclusion (2):

This step is referred to as the process of formulating conclusions because it provides an opportunity for students to make conclusions based on the material that has been learned. The teacher facilitates discussions among the students to explore their understanding of the material. Through these discussions, students can identify what they have comprehended and

what areas they still need to work on. Subsequently, the teacher instructs the students to transcribe their understanding of the material in their journals. By analyzing the content in their journals, the teacher is able to evaluate the students' understanding of the material and offer them thoughtful feedback. The design of these activities is guided by the needs study, showing that students have a strong inclination towards direct teacher instruction and interactive discussions.

4. The Organization of the Syllabus Design

The researcher carried out the syllabus development phase by referring to the findings from the teacher needs analysis and adhering to the steps of the inquiry learning model. Next, a systematic plan for the instructional content to be delivered in the developed module was created. The main purpose is to create a well-structured, effective, and student-centred learning environment, to enhance the quality of the learning process and successfully meet the learning objectives.

Table 4.3: The Result of Syllabus Design

UNIT TITLE	BASIC COMPETENCE	SUBJECT MATTER	INDICATORS	CHARACTER VALUES	ENGLISH INSTRUCTION MATERIAL	INQUIRY LEARNING	
						STUDENTS' ACTIVITY	TEACHERS' ACTIVITY
Simple Present Tense Unit (Students' Daily Activities Unit)	5.7 Mendeskripsikan fungsi sosial, struktur teks, dan unsur kebahasaan teks komunikatif transaksional dalam dan untuk yang melibatkan member dan member dan member informasi/kegiatan/kegiatan yang dilakukan/terjadi secara rutin atau menggunakan bahasa yang umum, sesuai dengan konteks penggunaan/kegiatan yang berhubungan simple present	<ul style="list-style-type: none"> Social function: Explain, Describe Text structure: Initiating and responding (expected / unexpected) Linguistic elements: <ul style="list-style-type: none"> Declarative and interrogative sentences in Simple Present Tense. Adverbs: always, often, sometimes, never, usually, every Singular and plural nouns with or without a, the, this, those, my, their, etc. Speech, word stress, intonation, spelling, punctuation and handwriting. Topic: Daily activities/events and general truth 	Supporting Indicator (C1&C2) 1. C1 Identify the social function of oral transaction texts which involve the act of giving and asking for information regarding circumstances/situations/events that are carried out/occurring routinely or are general truths, according to the context of their use C2 Analyse the social function of spoken transactional interaction texts which involve the	<ul style="list-style-type: none"> Religious Independent Moral negotiation Honesty Hard work Self-confidence Cooperation 	Text descriptive of the daily routine: 'My Life as a Student'	Orientation 1: Students listen to the teacher's instructions about the material to be learned, the activities to be carried out, and the objectives of the material to be learned as well as filling in the initial questions in the orientation phase. Formulating Problem 1: Students listen and repeat the text read by the teacher about their daily activities.	Orientation 2: Before starting the lesson, the teacher explains to the students what they will be doing and what they are expected to learn. Then, to guide their learning, students are asked to answer some questions about the topic. Formulating Problem 1: The teacher explains and reads the text about daily activities followed by

The application of the needs analysis conclusions in the syllabus is done to identify and understand the requirements, preferences, and individual characteristics of students and teachers. With a deeper understanding of students and teacher, syllabus developers can design more relevant and effective teaching strategies and integrate content that matches students' level of understanding and interest. Furthermore, by incorporating the outcomes of the needs assessment, the curriculum framework can ensure its emphasis on learner-centered pedagogy, fostering greater motivation and stimulating active engagement in the learning process. This contributes to fostering a learning environment that is inclusive and promotes the holistic development of students. Overall, the goal of incorporating needs analysis results into the syllabus is to create relevant,

engaging, and meaningful learning experiences for students, thereby helping them to achieve academic progress and personal growth more effectively.

The research findings strongly support the effectiveness of incorporating the Inquiry Learning Model at Pondok Pesantren Abnaul Amir. Esteemed researchers, such as Smith & Johnson (2018) and Brown et al. (2019), have validated this approach. The Orientation stage aptly caters to students' inclination for prayer and ice-breaking activities (Lee, 2020). Fostering active engagement, critical thinking, and collaborative skills (Garcia et al., 2017).

As students progress to the Formulating Problem stage, their active participation increases as they analyze short messages (Johnson & Smith, 2019), improving their reading skills and information-seeking abilities. The addition of prayer and ice-breaking further enhances their capacity for problem resolution (Chen et al., 2018).

The Formulating Hypothesis stage aligns well with students' preference for engaging questions (Clark & Miller, 2019), deepening their understanding through clear explanations and constructive feedback, supplemented by prayer and ice-breaking (Kumar et al., 2019).

During the Collecting Information stage, students actively correct texts and engage in discussions (Wilson & Brown, 2018), aided by prayer and icebreaking, which promote collaboration and knowledge-sharing opportunities (White et al., 2020).

At the Testing Hypothesis stage, students' readiness, bolstered by prayer and ice-breaking (Davis & Robinson, 2018). Leads to confident writing and reading skills, emphasizing attention to details (Wang & Li, 2019). In the Formulating Conclusion stage, the supportive environment facilitated by prayer and ice-breaking enhances students' summarization skills (Nguyen et al., 2020). The teachers acting as mentors, encouraging comfortable discussions (Allen & Thomas, 2017). In conclusion, the integration of prayer and ice-breaking with the Inquiry Learning Model at Pondok Pesantren Abnaul Amir is well-founded and supported by multiple sources (Johnson et al., 2021). This student-centered approach aligns with students' needs and preferences, fostering an engaging, meaningful, and effective learning process. As a result, students develop critical thinking, creativity, collaboration, and a deeper understanding, promoting holistic growth and academic progress. The comprehensive and data-driven study underscores the importance of considering what students favor when designing effective learning processes.

C. The Result of Development Phase

1. Teacher's Book Before and After Development

In this segment, the researcher provides visual representations of the Teacher's book both before and after its development. The purpose of this presentation is to highlight the distinctions between the new Teacher's book and the conventional Teacher's book.



Figure 4.1: Cover Before Development



Figure 4.2: Cover After Development

This updated module is different from the old one, starting with the cover design. Also, the chapter titles are improved. The old chapter titles didn't give much information about what the chapter was about, but the new titles clearly explain the topics covered.



Figure 4.3: Basic Competencies Before Development



Figure 4.4: Core Competencies After Development



Figure 4.5: Basic Competencies After Development

Unlike current textbooks, this module incorporates both core and basic competencies. These competencies provide explicit guidance on what students are expected to achieve during their learning. The existence of these competencies helps to realize a common understanding between students and teachers about the learning objectives and expected results after the completion of the module. This ultimately strengthens the module's effectiveness by establishing a structured and thorough framework for evaluating student progress and achievement.

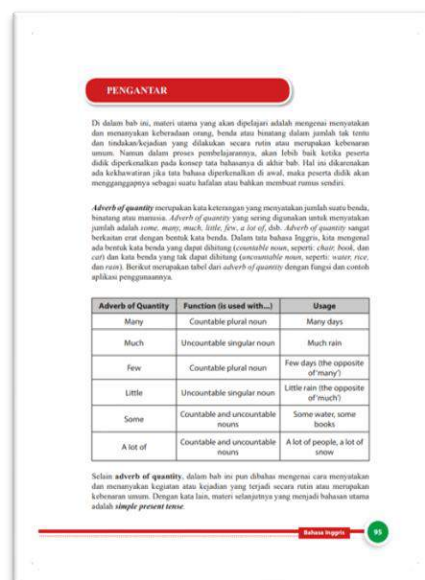


Figure 4.6: Orientation Before Development



Figure 4.7: Orientation After Development




Figure 4.8: Formulating Problem After Development

Keterampilan Berpikir Kritis 1

No	Animal	Habitat	Food	Activity	Characteristics
1	Elephants	Africa and Asia	grass and plants	use their long trunks to put food and water in their mouths	are the heaviest land animals
2	Tigers	grasslands and forests	meat	hunt	the biggest of all cats
3	Bears	northern parts of the world	Some of them eat meat, and some of them eat honey.	In winter, some bears find a snug place to hibernate.	Bears have thick fur coats to protect them from the cold.
4	Monkeys	in the forest	plants, birds' eggs, small animals, and insects	They can hold things in their hands.	Monkeys are clever mammals that can solve problems.

Keterampilan Berpikir Kritis 1

Figure 4.9: Answer Key Before Development



Figure 4.10: Answer Key After Development



Figure 4.11: Answer Key After Development

The learning module now includes answer keys for all activities. These keys are essential for effective teaching, enabling teachers to quickly and accurately assess student understanding and provide targeted feedback. Without them, accurate evaluation is difficult, hindering students' ability to learn from their mistakes.

Furthermore, when assessing questions with uncertain answers, teachers can use an assessment rubric as a bridge to ensure that the assessment remains fair, objective, and consistent. Without a rubric, teachers can get caught up in subjective assessments, where personal preferences or different interpretations can affect the scores given. As a result, students may feel unsure of the basis of the assessment given, and the

learning process can be hampered. Therefore, the addition of an assessment rubric in the development of this teacher's guide is very important.

Overall, the findings of the teacher's guide development before and after indicate that the development of a teacher's guide based on the inquiry learning model can serve as a primary guide for instructors in carrying out learning in the classroom. This teacher's guide contains detailed and organized information about learning objectives, teaching materials, learning techniques, learning activities, and learning assessments. Teachers can organize and implement learning in a systematic and effective manner by creating a teacher's handbook based on the inquiry learning approach. Adip Wahyudi (2018) states that the development of teaching materials, including teacher's guides, it holds great significance for a number of reasons. First, teaching materials can become a guide for teachers and students in the learning process. Second, teaching materials can help teachers in planning and carrying out effective learning. Third, teaching materials can become an assessment tool for all learning achievement activities.

D. The Result of Evaluation Phase

1. Validators Suggestions on Developed Teacher's Book

In order to enhance the quality and effectiveness of the teacher's book, the researcher sought input from experts (validators). This feedback is

crucial to ensure that the teacher's book aligns with the learning objectives, is engaging for the teacher, and provides a comprehensive and well-structured teaching experience. As a result, this teacher's guide can become an impactful and beneficial learning tool for teachers.

Table 4.4: *The Result of Validators' Suggestions*

No	Reviewers	Suggestions
1.	Validator 1	<ul style="list-style-type: none"> • Adding learning material to the teacher's guide. • Adding an assessment rubric to several activities for questions that require uncertain answers. • Providing answer keys for each activity that contains questions. • Slightly reducing the font size.
2.	Validator 2	<ul style="list-style-type: none"> • Adding learning material to the teacher's guide. • Provide and explain examples of ice-breaking to teacher. • Adding simple open-ended question. • Provide vocabulary in some parts of the activity. • Adding references.
3.	Validator 3 (English Teacher)	There are no comments or suggestions and suitable to use

2. The Result of Teacher's Book Validation

The researcher adopted the validation checklist from Mutmainnah et al (2023), where the points of the instrument were derived from the textbook eligibility instrument proposed by BNSP, namely content feasibility, presentation feasibility, language feasibility, and graphic feasibility.

a. Content Feasibility

Three primary factors are carefully examined as part of the teacher's book content feasibility evaluation procedure. To guarantee alignment with the defined Standard Competencies (SK) and Basic Competencies (KD), the book content must first be assessed. Second, it is necessary to confirm that the teacher's book material is accurate and correct. Lastly, another crucial component of this assessment is the availability of appropriate and suitable supporting documentation. Combined, these three factors determine if the teacher's book is suitable and effective for use in the teaching and learning process.

Table 4.5: Content Feasibility

No.	Statement	Score from Validator 1	Score from Validator 2	Score from Validator 3	Mean Score Scale	Result
1.	The learning outcomes are communicated effectively.	4	4	3	3.67	Valid
2.	The appropriateness of learning activities with the inquiry	3	4	4	3.67	Valid

	learning model.					
3.	The alignment of the teacher's book with the steps of the inquiry learning model.	4	4	4	4	Valid
4.	The alignment of the teacher's book, such as reading, writing, speaking, and listening tasks, with the unit's learning indicators.	4	4	4	4	Valid
5.	The clarity of the teacher's book in developing students' critical thinking skills.	3	4	3	3.33	Valid Enough
6.	The inquiry-based learning model developed in the module aligns with the topics and tasks presented in the student's book.	4	4	4	4	Valid
7.	Vocabulary in the materials is related to the topic of the unit.	3	4	4	3.67	Valid
8.	Language function in the Instructions is related to the topic of the unit	4	4	4	4	Valid
9.	The materials can encourage the teacher to explore more about the topic	4	4	4	4	Valid

	in in his/her mind					
10.	The texts are directe in developing students' communication ability in order to achieve the social functions.	4	4	4	4	Valid
11.	The sources of materials are acceptable.	3	4	4	3.67	Valid
12.	The teacher's book can lead the students to develop their personal, social, and academic related to their English proficiency.	4	4	3	3.67	Valid
13.	The instructions are developed into the inquiry learning model in an appropriate form.	4	4	4	4	Valid
Total					3.82 =	Valid

The table above presents the findings of the teacher's book validation on the content feasibility section with an overall average score of 3.82. This score was obtained from the assessment of three expert validators who evaluated various aspects of the module, ranging from the alignment of learning objectives with the curriculum to the clarity of instructions and materials. This validation was conducted to confirm that the module is an effective and relevant learning instrument to be used by students as an

effective and relevant learning tool for students. The assessment results are presented in the table above, which details the scores given by each validator for each aspect assessed, and the average score for each aspect and the overall total score were calculated.

Overall, this module demonstrates a good level of validity and is suitable for use with some notes for improvement, especially on items that score below 4, such as the appropriateness of Instructional activities using the inquiry-based learning approach, the clarity of the teacher's book in developing students' critical thinking skills, vocabulary in the materials, and develop personal, social, and academic skills related to their English proficiency. With improvements in these areas based on feedback from validators, it was significantly improved the quality and effectiveness of the module, so that the module can make a more optimal contribution in teaching and learning activities.

b. Presentation Feasibility

The feasibility of the teacher's book presentation has been assessed by carefully weighing a number of significant factors. These elements include the technical presentation, where proper pictures, interesting words, pertinent subjects, and suitable levels of difficulty have all been crucial. Furthermore, based on educational concepts, the learning presentation has been customized to meet the demands of the teacher and promote successful communication. Lastly, the presentation's thoroughness has guaranteed that

every element of the book from the cover to the preface is thorough and well-presented.

Table 4.6: Presentation Feasibility

No.	Statement	Score from Validator 1	Score from Validator 2	Score from Validator 3	Mean Score Scale	Result
1.	The instructions presentation interactively and participatively includes the cover of textbook, preface, book map, table of content, and identity of the writer.	4	4	4	4	Valid
2.	The presentation of instructions clearly divides the opening (Cover), main (Material unit), and closing parts of the textbook (Answer Key).	3	4	4	3.67	Valid
3.	The main part of instructions is arranged systematically based on the stages of inquiry learning model, namely orientation, formulating problems, formulating hypothesis, collecting	4	4	4	4	Valid

	information, testing hypothesis, and collecting information.					
4.	The instructions given by the teacher in the form of tasks are representing the characteristics of inquiry learning model, namely orientation, formulating problems, formulating hypothesis, collecting information, testing hypothesis, and collecting information.	3	4	4	3.67	Valid
5.	The instructions interactively and participatively build the interaction in English between teacher and students.	3	4	4	3.67	Valid
6.	The instructions can encourage the students to do various communicative task creatively and critically.	3	4	4	3.67	Valid
7.	The	4	4	4	4	Valid

	instructions given by the teacher in the form of tasks presentation encourage students to be responsible for their own learning.					
8.	The instructions encourage the students to recognize their success and inadequacy in learning process.	4	4	4	4	Valid
9.	The learning settings are related to teacher's need analysis.	3	4	4	3.67	Valid
Total					3.81	= Valid

The module achieved a satisfactory validity score of 3.81 after undergoing a feasibility assessment. From a technical perspective, the module excels in integrating engaging elements into its activities and design, while being closely aligned with students' needs. Furthermore, the accompanying teacher's guide is designed with activities that promote teacher-led instruction to foster innovative and analytical thinking, while encouraging effective two-way communication between students and teachers. The completeness of the content is also a key focus, with each unit concluding with a summary, reflection, and bibliography.

The module has a solid structure, encompassing all essential components such as the book cover, basic and core competencies, orientation, formulating problems, formulating a hypothesis, collecting information, testing hypothesis, and collecting information, conclusion drawing, and author identification. Each unit follows a structured flow, starting with an introductory section, followed by the main section (containing input and tasks), and concluding with a summary section (including reflection and vocabulary).

c. Language Feasibility

The linguistic aspect is a crucial matter that requires careful evaluation in a module. This evaluation includes three main points: the suitability of the language to the teacher's developmental stage, the effectiveness of the language in facilitating communication, and the logical consistency of the language used.

Table 4.7: Language Feasibility

No.	Statement	Score from Validator 1	Score from Validator 2	Score from Validator 3	Mean Score Scale	Result
1.	The language in input, task, and instruction is clear and understandable.	4	4	4	4	Valid
2.	The language in input, task, and instruction is interactive and communicative.	4	4	4	4	Valid
3.	The language used in input, task, and	3	4	4	3.67	Valid

	instruction is suitable with students' cognitive development level.					
4.	The language in input, task, and instruction is appropriate in the aspect of grammar, spelling, and punctuation.	3	4	4	3.67	Valid
5.	The language in the instructions is holistically cohesive and coherence.	4	4	4	4	Valid
Total					3.86	= Valid

The language validation of the module achieved a score of 3.86, indicating its quality and suitability for teachers. The module not only uses appropriate instructional language, but is also carefully designed. The researcher ensured that all text, instructions, and other components are logically and coherently organized, while upholding grammatical accuracy.

The teacher's book developed for Pondok Pesantren Abnaul Amir Gowa has undergone a thorough validation process involving three validators. Two of them are lecturers from the English Department, while the other validator is an English language teacher from Pondok Pesantren Abnaul Amir in Gowa.

Teacher's book validation is a crucial process in developing quality teaching materials. According to Brown (2004), validation aims to confirm that the content within the teacher's book is precise, pertinent, and aligned with the specified learning objectives. Furthermore, Nation and Macalister (2010)

add that validation also serves to identify potential problems or shortcomings in the teacher's book, so that revisions and improvements can be made before the book is widely used. Therefore, validation has the potential to enhance the effectiveness of the teacher's book as a teaching aid for educators during classroom instruction.

This study paves the way for the future implementation of the learning materials. The researcher has thoroughly documented all stages of the material's design, development, and validation, including the materials themselves, the methods used, and the findings obtained. This comprehensive and expertly validated documentation facilitates access and understanding for other researchers regarding the entire research process. The researcher hopes that subsequent research focused on material implementation will provide deeper insights into its effectiveness, potential improvements, and how it functions within a real-world learning context. Consequently, the researcher is optimistic that other researchers will smoothly continue the implementation phase and generate a beneficial effect on the learning of eighth-grade students at Pondok Pesantren Abnau Amir in Gowa.

3. Teacher's Book Before and After Revision

After completing the development of the teacher's book, the researcher submitted the developed teacher's book to validators to receive valuable feedback for further improvements. This section will provide a detailed explanation of the revisions made following the suggestions and feedback

from the validators, clearly highlighting the key changes intended to enhance the quality and effectiveness of the teacher's guide as a tool for supporting the learning process.

a. Cover

According to the validation findings, the validators assessed that the cover design of the developed teacher's book does not need to be revised in the first or second stages. This indicates that the teacher's book has attained the required quality standards.

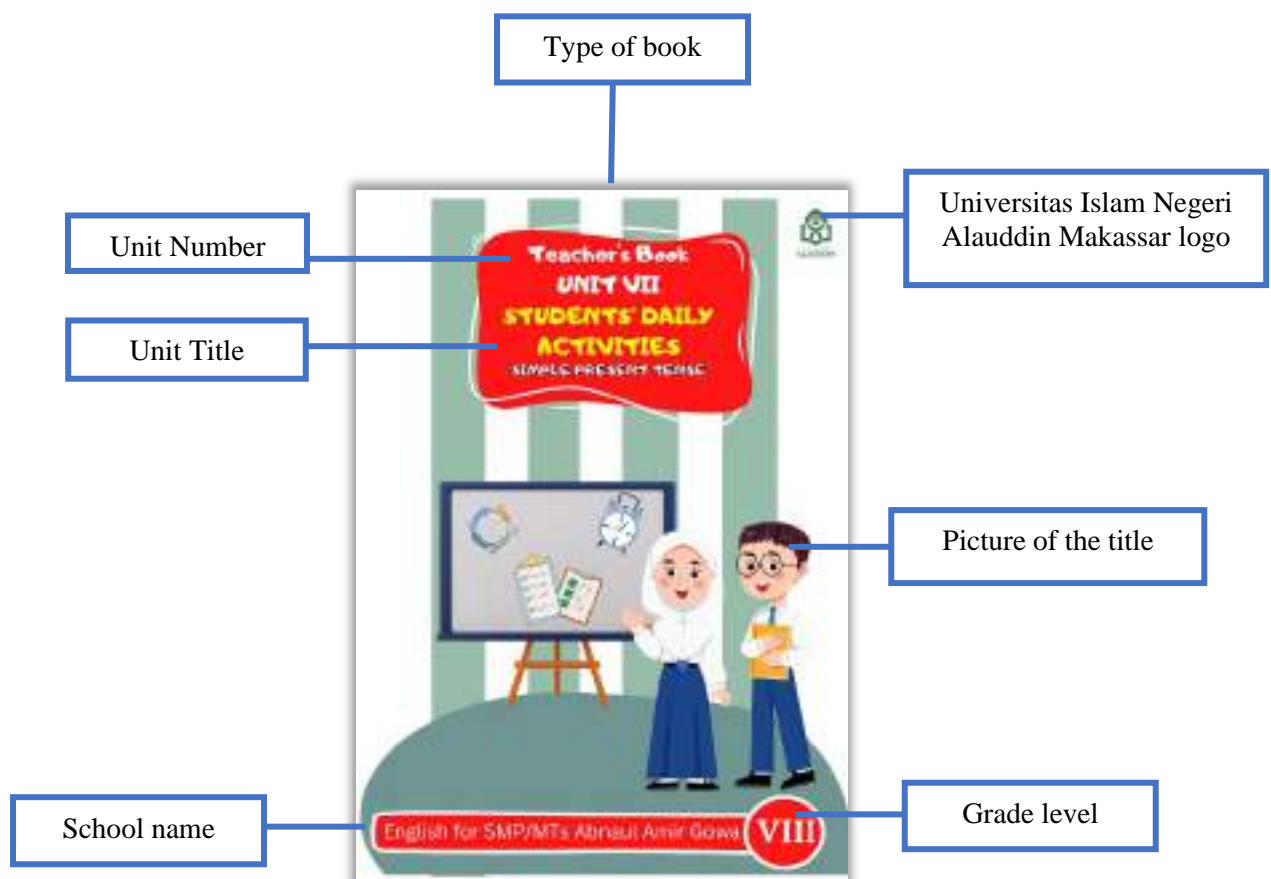


Figure 4.12 : Module Cover Without Revision

Serving as the initial page of the unit, the cover shows the type of book, unit title, unit number, main image, school name, university logo, and grade level. Unit VII is written to inform the teacher of an upcoming chapter with a new topic. The title, Students' Daily Activities is crucial in grabbing the teacher's attention by introducing the subject matter on the front cover. It builds initial interest and connects the teacher to the learning material.

In addition, the logo of Universitas Islam Negeri Alauddin Makassar identifies the institution responsible for creating the module. The addition of group photos of children serves to enhance visual interest and create a unique identity for the module. These carefully selected images are aligned with the topic and contribute to the overall visual representation. The choice of dark blue as the primary color for the book/module cover was intentional. Dark blue is often associated with traits such as calmness, trust, and stability. In addition, the use of dark blue gives an impression of seriousness and professionalism, adding weight to the presentation of the material.

b. Page of Core Competency

Based on the validation results, the validators assessed that design results for the core competencies section of the developed teacher's book does not need to be revised in the first or second stages. This means that the teacher's book has reached the necessary quality requirements.




Figure 4.13 : Core Competency Without Revision

Starting from this page, every page in the module contains both the module page and the unit name. This design helps teachers quickly identify and locate different sections of the book. The outlined core competencies offer a clear insight into the expected student outcomes throughout the learning process. By outlining these competencies, both students and teachers develop a mutual comprehension of the learning objectives and the expected outcomes students should achieve by the end of the module.

The 2013 Curriculum categorizes core competencies into two main areas: spiritual attitudes and social attitudes, which are subsequently complemented by competencies in knowledge and skills. These four components are collectively referred to as KI (core competencies). In detail, KI-1 corresponds to spiritual attitudes, KI-2 to social attitudes, KI-3 to knowledge, and KI-4.A to skills.

c. Page of Basic Competency

Based on the validation results, the validators assessed that design results for the basic competencies section of the developed teacher's book does not need to be revised in the first or second stages. This means that the teacher's book has reached the necessary quality requirements.

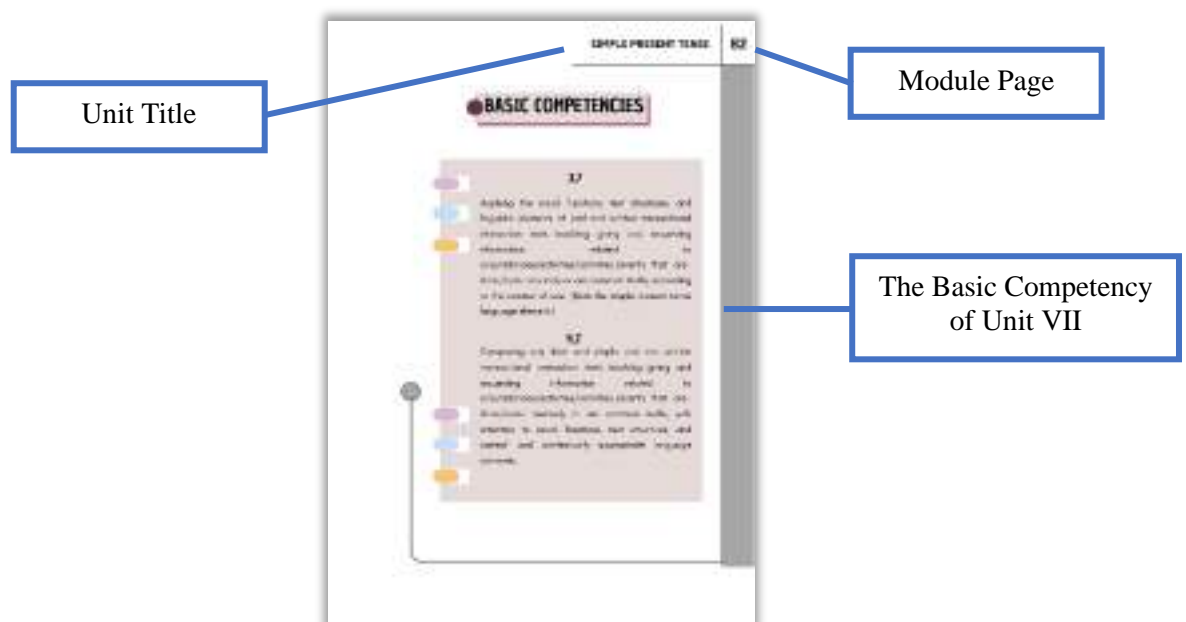


Figure 4.14 : Basic Competency After Revision

Including basic competencies in the module allows teachers to clearly define learning objectives and expected results. These competencies establish benchmarks for student learning in terms of knowledge, skills, and attitudes. They also provide a framework for learning, enabling teachers and students to identify necessary materials, develop relevant skills, and assess progress effectively. This comprehensive strategy promotes a more efficient

and effective learning experience, empowering students to stay engaged, motivated, and equipped for their educational journey.

d. The Main Part of the Book

1) Orientation

Based on the validation results, the validators offered several suggestions for the development of this teacher's book. The orientation phase was one of the most important issues brought up. The validators suggested in the first revision that examples of ice-breaking activities be included in this phase to help teachers design their own ice-breaking activities. Additionally, the validators recommended reducing the font size in certain sections of the module, particularly in the instructions, to make the book easier to read.

The revisions made to the orientation phase based on the validator's feedback in the first revision have yielded satisfactory results. In the second revision, the validator did not provide additional comments regarding this section, indicating that the implemented changes have effectively addressed the previously identified issues.

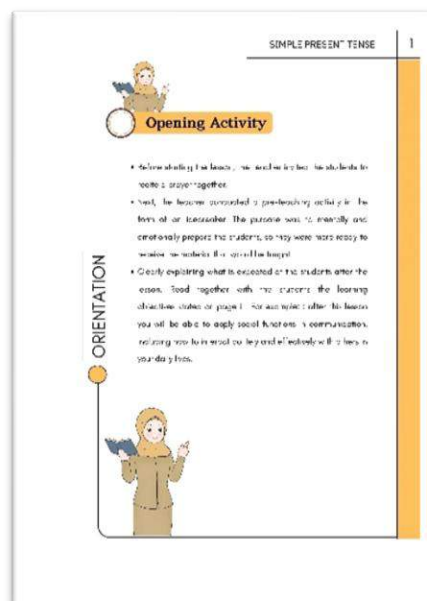


Figure 4.15: Orientation Before Revision

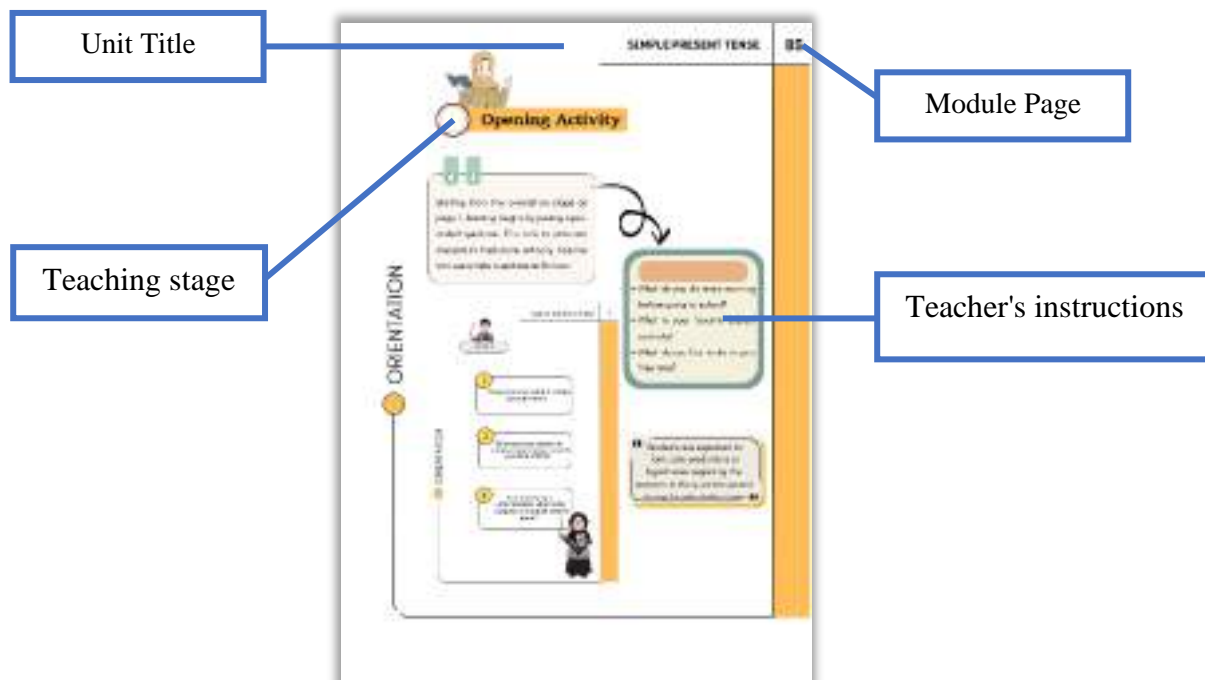


Figure 4.16 : Orientation After Revision

The learning module employs an inquiry approach centered on Simple Present Tense at this stage. This approach facilitates interaction between teachers and learners through question-and-answer activities. The teacher acts as an instructor who poses questions, while students, as respondents, are encouraged to answer queries related to Simple Present Tense. The module includes 'Unit Title' sections that serve as primary markers or broad topics to be discussed throughout the learning sequence. This gives teachers a broad understanding of the topics covered in the unit and supports more organized lesson preparation. The teacher icon is often used as a symbolic representation of a teacher. This icon can serve as a reminder that the book is intended for educators and contains information relevant to their duties.

The Module Page is the part of the teacher's book that contains a complete lesson plan. Furthermore, "Teaching Stages" describe the phases or sequence of learning activities that the teacher must carry out. These stages assist teachers in organizing learning in a systematic and logical manner, beginning with material introduction and ending with evaluation. the teacher's Instructions are specific instructions that the teacher must follow throughout the learning process. These directions can take the shape of how to present the information, give tasks, or manage the classroom. Learning materials contain accurate and comprehensive information related to the subject matter intended for student instruction.

2) Formulating Problem

The validation results indicate that the teacher's book requires refinement in several areas. Validators suggested adding learning materials to the "formulating problem" section to support teachers in designing instruction. Additionally, they recommended reducing the font size of instructions and guidelines to improve the visual appeal of the teacher's book. As a result, it is expected that the teacher's book will become more comprehensive and effective in assisting teachers during the learning activities.

The revisions made to the "formulating problem" stage, based on the validator's feedback from the first revision, have yielded satisfactory results. In the second revision, the validator did not provide additional comments regarding this section, indicating that the implemented changes have effectively addressed the previously identified issues.




Figure 4.17: Formulating Problem Before Revision

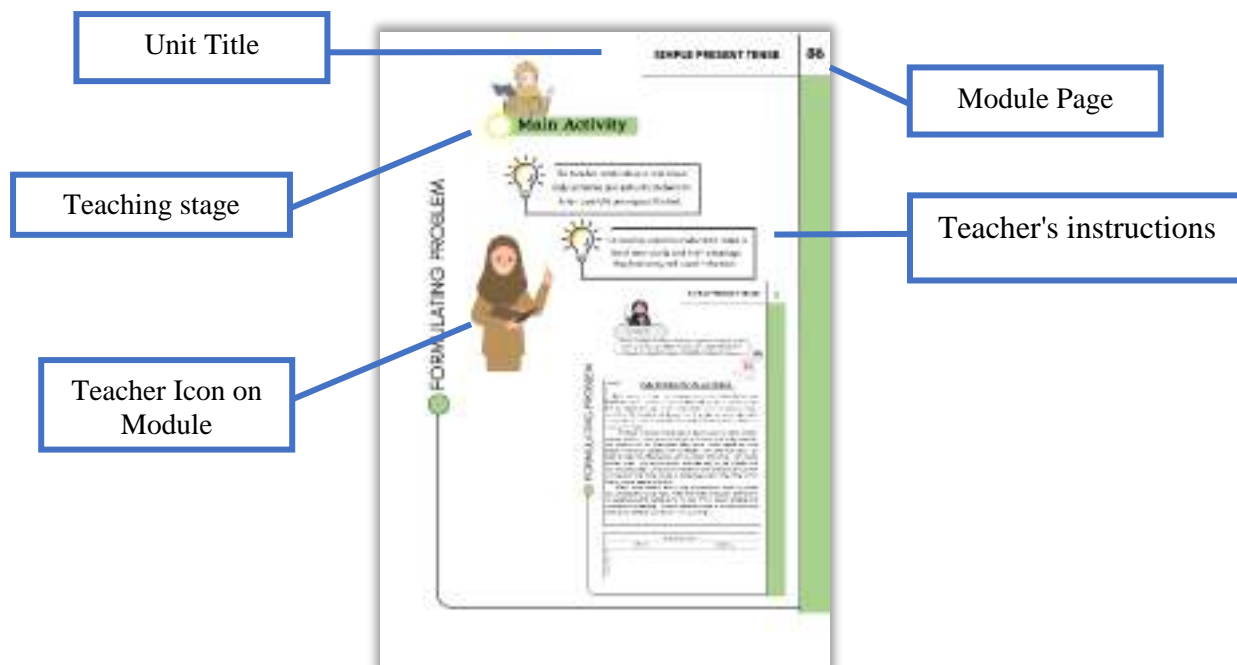


Figure 4.18 : Formulating Problem After Revision

The inquiry approach is a teaching method that focuses on students actively engaging in exploration, discovery, and problem-solving processes. In this approach, students are invited to actively participate in learning and develop critical thinking skills, ask questions, observe, investigate, and conclude. Several components support the inquiry process in the learning module with an inquiry approach. Firstly, the title provides students with a general understanding of the topic or concept they are about to learn. This helps students to know the direction of learning and the goals to be achieved. Furthermore, the instruction title provides instructions or steps that the teacher must follow in teaching the material. These instructions help the teacher to understand the procedures to be carried out and provide a clear framework for the inquiry process.

The module also includes a teacher icon that represents the teacher's function as a facilitator or mentor in the learning process. This icon helps students identify the teacher as a source of guidance and direction and creates an emotional bond between the teacher and student.

Overall, the inquiry approach in this learning module provides space for teachers to develop students' critical thinking skills, curiosity, and independent ability in acquiring knowledge. This approach also encourages students to become active learners and better understand the learning material.

3) Formulating Hypothesis

Validators found the teacher's book needed improvement in several areas. They suggested incorporating additional learning resources into the "formulating hypothesis" section to better support teachers' lesson planning. Furthermore, they recommended decreasing the font size used for instructions and guidelines to make the book more visually appealing. These changes are expected to make the teacher's book a more comprehensive and effective tool for teachers in the classroom. The revisions made to the "formulating hypothesis" stage, based on the validator's feedback from the first revision, have yielded satisfactory results.

In the second revision, the validator did not provide additional comments regarding this section, indicating that the implemented changes have effectively addressed the previously identified issues.

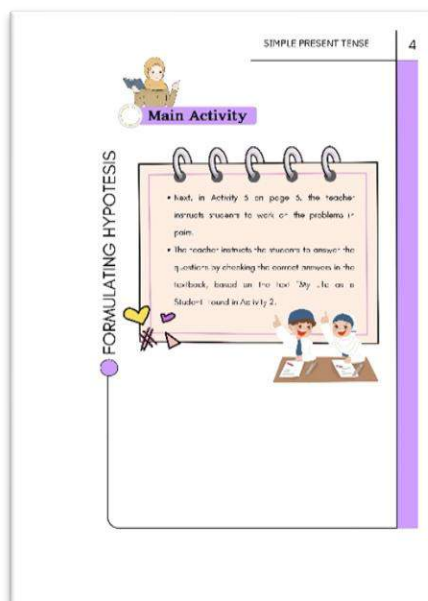


Figure 4.19 : Formulating Hypothesis Before Revision

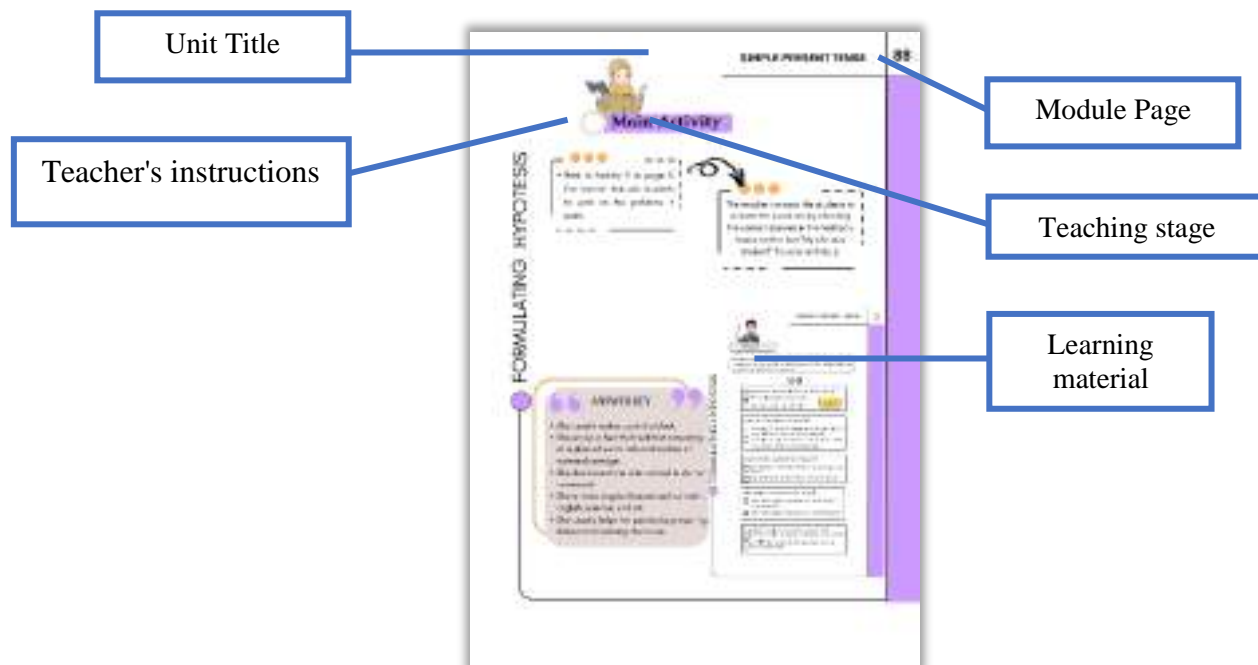


Figure 4.20 : Formulating Hypothesis After Revision

The inquiry approach at this stage gives the title of activity 1.2 to the students. This method aims to engage students actively in the learning process through carefully planned activities. Students are encouraged to observe, ask questions, investigate, and then formulate conclusions in light of their research findings. By engaging in this activity, students can develop a deeper understanding of the learning material, critical thinking skills, as well as effective communication and collaboration skills. In the learning module, some instructions provide guidance or steps that teachers must follow in carrying out activities or tasks related to the material. These instructions help teachers to understand the procedures that must be carried out and provide a clear framework for the inquiry process.

There is also a teacher icon that symbolizes the role of the teacher as a facilitator or mentor in the learning process. Additionally, the teacher icon helps build an emotional connection between the teacher and students in the learning environment. The use of animal icons or other symbols in learning modules aims to provide visual appeal and associate concepts with more concrete representations. Learning material contains complete and accurate information about the learning material that will be taught to students.

Overall, the inquiry approach at this stage focuses on activities that encourage students to be actively involved, observe, ask questions, investigate, and draw conclusions based on their findings. Through these activities,

students can develop a deeper understanding, critical thinking skills, as well as effective communication and collaboration skills. Clear instructions, teacher icons, and other animal or symbolic icons also support an engaging, meaningful, and effective learning process for students.

4) Collecting Information




Figure 4.21 : Collecting Information Before Revision

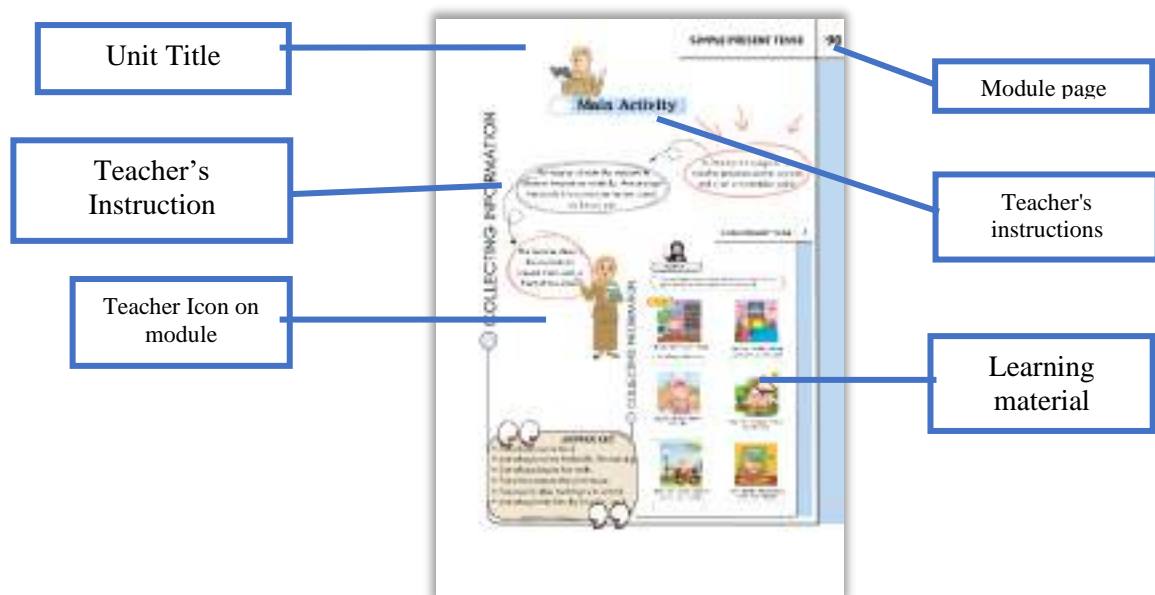


Figure 4.22 : Collecting Information After Revision

The inquiry approach in learning involves several components essential to achieving practical learning goals. The first component is the unit title and the teacher's instruction: the identification of the fabric gives an idea of the topic or concept to be studied by the student. It supports students in comprehending the learning objectives and the intended outcomes. Instruction headings provide instructions or steps that students must follow in carrying out activities or tasks related to the material. This instruction helps students understand the procedures and provides a clear framework for the investigation process.

The next component is the Teacher Icon in the learning module, symbolizing the role of the teacher as a facilitator or mentor in learning. This icon helps students identify the teacher as a source of guidance and direction. Moreover, the teacher icon helps establish an emotional connection between

teachers and students within the learning environment. This has the potential to boost students' participation and communication throughout the learning process. Learning material contains complete and accurate information about the learning material that will be taught to students.

Using animal icons or symbols in learning modules aims to provide visual appeal and associate concepts with more concrete representations. Then, the teacher provides examples of "Correct" and "Incorrect" images to students and gives feedback to students, facilitating learning, increasing motivation, and providing visual understanding in the context of the learning module. Finally, there are example explanations in the module that aim to clarify concepts, enhance understanding, encourage critical thinking, enrich learning, and provide relevance between the concepts learned and students' real lives. The examples provided help teachers describe and visualize concepts in more concrete and real-world situations.

Combining these components, the inquiry approach to learning can encourage students to actively participate, observe, ask questions, investigate, and conclude based on their findings. This approach helps students develop a deeper understanding, critical thinking skills, communication skills, and good cooperation.

5) Testing Hypothesis

The validation results indicate that the teacher's book requires refinement in several areas. Validators suggested adding learning materials to the "Testing Hypothesis" section to support teachers in designing instruction. Furthermore, they suggested decreasing the font size of the instructions and guidelines to improve the teacher's book's visual attractiveness. Consequently, the teacher's book is anticipated to be more thorough and efficient in supporting teachers during the teaching and learning activities.

The revisions made to the "Testing Hypothesis" stage, based on the validator's feedback from the first revision, have yielded satisfactory results. In the second revision, the validator did not provide additional comments regarding this section, indicating that the implemented changes have effectively addressed the previously identified issues.

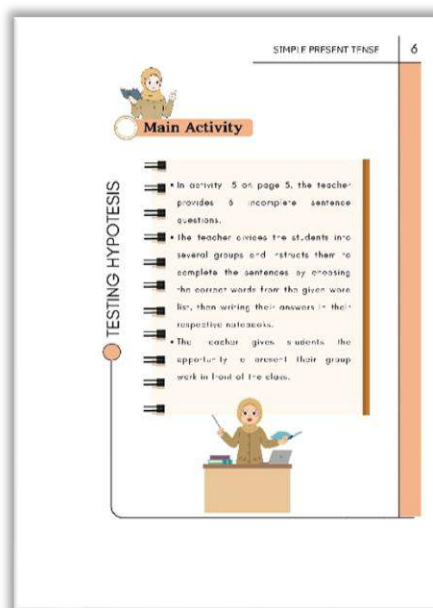


Figure 4.23 : Testing Hypothesis Before Revision

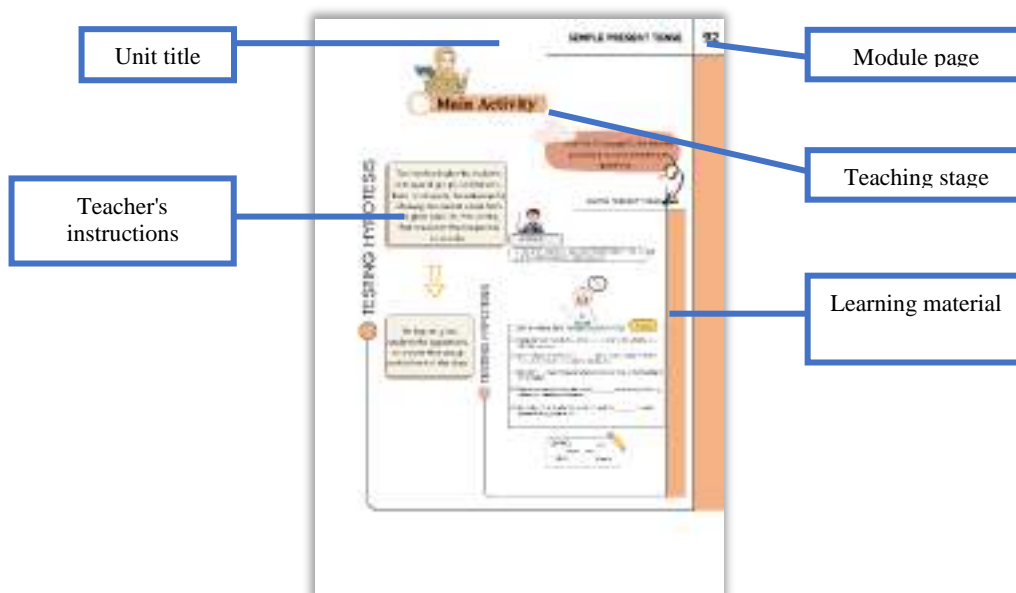


Figure 4.24 : Testing Hypothesis After Revision

The inquiry-based approach in learning involves several essential components that contribute to achieving effective learning objectives. The first components are the unit title and teacher instructions: The title provides an overview of the topic or concept that the teacher will convey. This helps the teacher understand the direction of learning and the goals to be achieved. Then, the instructions provide guidance or steps that the teacher must follow in conducting teaching activities. These instructions help the teacher understand the procedures and provide a clear framework for the investigation process. Furthermore, the Teacher Icon in the learning module symbolizes the teacher's role as a facilitator or mentor in learning. This icon helps students identify the teacher as a source of guidance and direction. Learning material contains complete and accurate information about the learning material that will be taught to students.

Using animal icons or symbols in learning modules aims to provide visual appeal and associate concepts with more concrete representations. The function of teacher stage symbols is to guide the learning process. The stages in a teaching module provide clear guidance for teachers on the steps to be taken at each stage of learning. This helps teachers to organize learning activities in a focused and systematic manner. These stages are the core of the inquiry approach. These tasks encourage students to actively participate, observe, ask questions, investigate, and draw conclusions based on their findings. These tasks enable students to develop a deeper understanding,

enhance critical thinking skills, and practice communication and collaboration skills in a context relevant to the learning material.

6) Formulating Conclusion

The teacher's book required revisions, particularly in the "formulating conclusion" section, where validators recommended adding learning resources and reducing the font size of instructions for improved visual appeal. Subsequent revisions, incorporating this feedback, have proven successful, with no further comments from validators in the second review. These improvements are expected to enhance the book's utility for teachers.

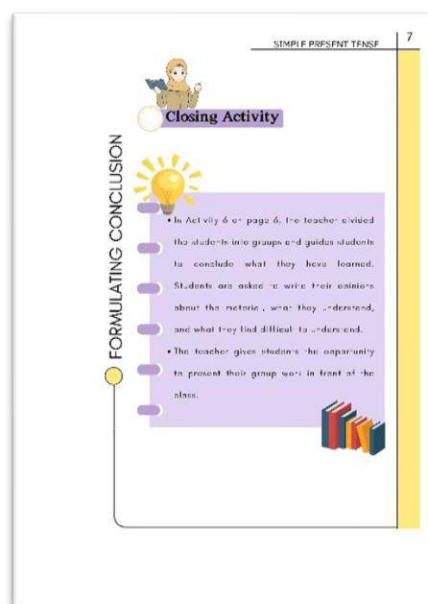


Figure 4.25: Formulating Conclusion Before Revision

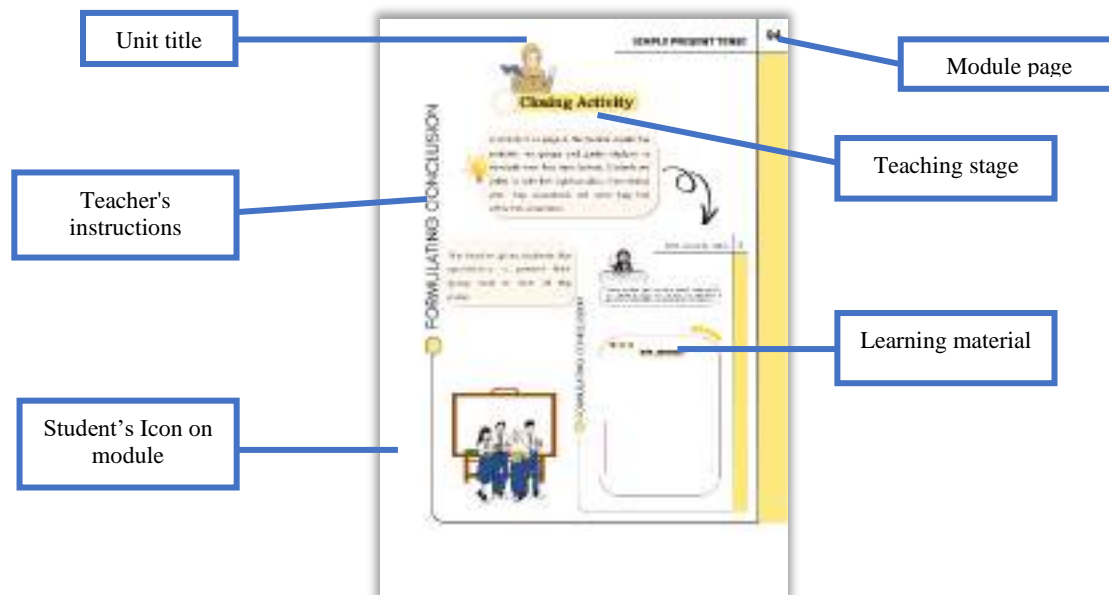


Figure 4.26: Formulating Conclusion After Revision

The inquiry approach in learning involves several essential components that contribute to achieving effective learning objectives. The first components are the unit title and teacher instructions: The title provides an overview of the topic or concept that the teacher will convey. This helps the teacher understand the direction of learning and the goals to be achieved. Then, the instructions provide guidance or steps that the teacher must follow in conducting teaching activities. These instructions help teachers understand the procedures and provide a clear framework for the investigation process.

The Teacher Icon in the learning module symbolizes the teacher's role as a facilitator or mentor, helping students identify the teacher as a guide. This icon fosters an emotional connection between teachers and students, enhancing engagement. Additionally, using animal icons provides visual

appeal and connects abstract concepts to concrete representations. The stages outlined in the teaching module offer clear guidance for teachers, ensuring a structured and systematic learning process. Learning material contains complete and accurate information about the learning material that will be taught to students.

Furthermore, the teacher instructs students to take handwritten notes based on the student's learning module. This approach provides relevant information, emphasizes key points, and visually represents concepts or learning materials clearly. Encouraging students to take handwritten notes aids in comprehension, strengthens memory, and offers a structured learning framework. Moreover, it fosters active engagement with the material, prompting students to identify and record essential points, ultimately leading to a more effective learning experience.

7) Answer Key

Based on the validation results, the validators provided several inputs regarding the development of this teacher's book. The answer key phase is one of the main highlights. In the first revision, the validators suggested adding an assessment rubric for questions with uncertain answers. Additionally, the validators recommended reducing the font size in certain sections of the module, particularly in the instructions, to make the book easier to read.

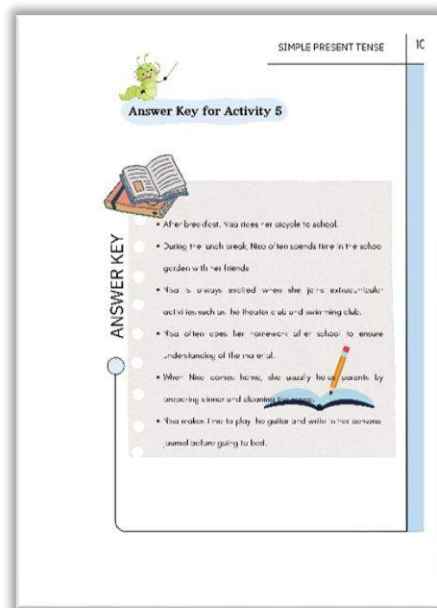
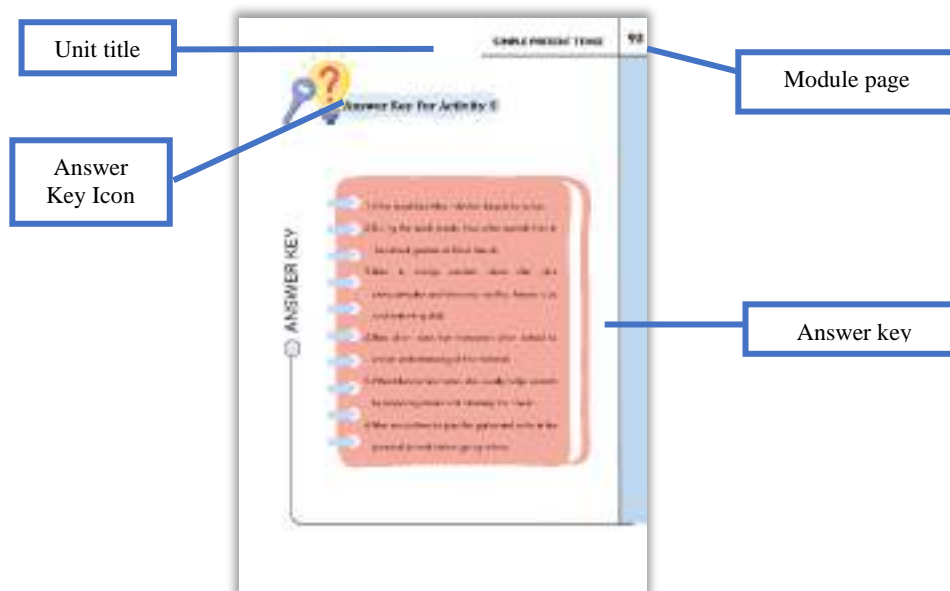


Figure 4.27: Answer Key Before Revision



SAMPLE PRESENTATION 87

Scoring Rubric

Teacher Icon

SCORING RUBRIC

Criteria	Excellent (4)	Good (3)	Satisfactory (2)	Needs Improvement (1)	Not Met (0)
Content Knowledge	Excellent (4)	Good (3)	Satisfactory (2)	Needs Improvement (1)	Not Met (0)
Communication Skills	Excellent (4)	Good (3)	Satisfactory (2)	Needs Improvement (1)	Not Met (0)
Teamwork and Collaboration	Excellent (4)	Good (3)	Satisfactory (2)	Needs Improvement (1)	Not Met (0)

Note: This is a sample rubric for the purpose of this presentation.

Figure 4.28: Answer Key After Revision

The inquiry approach in learning involves essential components that play a role in achieving practical learning objectives. Using key icons or symbols in learning modules aims to attract visual attention and connect concepts with more concrete representations. Answer keys make it easier for teachers to check the exercises completed by students. The teacher icon symbolizes the teacher's role as a facilitator and guide, helping students identify the teacher as a source of guidance and creating an emotional connection in learning.

The answer key in a teacher's module holds significant importance, especially in the context of inquiry-based learning. Although at first glance, the existence of an answer key may seem contradictory to the principle of inquiry that emphasizes independent discovery, in reality, the two

complement each other. The answer key serves as a tool for teachers to assess students' work effectively. It enables educators to efficiently and accurately determine how well students have met the established learning goals.

CHAPTER V

CONCLUSION

A. *Conclusion*

From interviews with teachers, it is evident that there are several main needs that need to be considered to improve the quality of learning, such as the need for organized material, content of the material, and learning achievement targets in a structured manner.

The development of the teacher's book based on the inquiry learning model in the design stage produced a comprehensive and systematic design. This design modified the syllabus of previous research, which also developed student books based on inquiry, with a focus on changes in teacher activities. Elements of the syllabus design include unit titles, basic competencies, subject matter, indicators, English instruction, and inquiry learning (student and teacher activities). In addition, this design focuses on providing clear and practical guidance for teachers in implementing inquiry learning in the classroom.

At the stage of developing a teacher's book that refers to the inquiry learning model, the design that has been made in the previous stage is realized into a ready-to-use teacher's book product. This process involves several important steps. First, the learning materials that were identified in the design stage are arranged and written in clear, concise, and easy-to-understand language for teachers. These learning materials are presented in an attractive format and include relevant images or examples to clarify the

concepts presented. Second, the inquiry-based learning activities that were designed from the orientation stage to formulating conclusions serve as a guide for teachers in teaching. In addition, in this development stage, a review and revision process is also carried out on the learning materials, learning activities, and assessments that have been prepared. This revision process involves validators, consultants, and teachers. The feedback and recommendations for improvement were carefully reviewed and incorporated into the revision process of the teacher's book, ensuring that the final product was of high quality and aligned with the practical needs of teachers in the field.

The researcher implemented formative evaluations at each stage of module development. Furthermore, the developed Teacher's Book was also assessed and received excellent results, with details: Content Feasibility (3.80), Presentation Feasibility (3.81), and Language Feasibility (3.86). After a systematic development and revision process, this Teacher integrating Islamic values was finally declared feasible and accepted by the validators

B. Implication of Research

The results of this research provide several suggestions, one of which is to continue to the implementation stage. Time constraints have prevented the researcher from completing the implementation stage. To determine the limitations of the teacher's book and assess how well the teacher's book helps teachers in teaching, researchers can take additional steps by carrying out the implementation stage. At this stage, researchers can monitor how

teachers use the teaching guide book and assess whether it makes it easier for teachers to apply the material being taught after using the developed teacher's guide book.

Furthermore, the developed teaching module offers potential as supplementary learning material at Abnaul Amir Gowa School. Beyond its supplementary function, the module is designed to stimulate active student participation and cultivate critical thinking skills through the inquiry learning method. Integration of this module into daily teaching activities has the potential to provide a more meaningful teaching experience for educators and makes it easy for teachers to deliver the learning material.

BIBLIOGRAPHY

- Allen. (2006). Testing teaching techniques during the design phase. *Journal of Educational Research*, 99(3), 150–165.
- Bahramsya, A. (2023). Developing Inquiry Learning Model-Based Elt Material Of “ Simple Present Tense ” Unit For The Eighth Grade Students Of Islamic Boarding School Abnaul Amir Gowa.
- Bandalos, D. L. (2018). *Measurement theory and applications for the social sciences*. Guilford Publications.
- Borg. W.R & Gall, M. (2018). *Educational Research: An Introduction*. New York: Longman.
- Branch, R. M. (2019). The ADDIE Model: Its Importance and Its Implementation in Instructional Design. *Research on Instructional Systems and Technology*.
- Education, N. R. C. & P. of S. (2012). *A Framework for K-12 Science Education: Practices, Crosscutting Concepts, and Core Ideas*. National Academies Press.
- Eka Pasca Surya Bayu,Ahmad Fauzan, A. (2022). The Development of Teacher and Student’s Book Based on Realistic Mathematics Education in Statistics for A Package Program. *European Journal of Educational Research*, 12(1), 119–131.
- Gunarto. (2013). *Model dan Metode Pembelajaran*. Unissula Press.
- Indah Praminingsih, Mieka Miarsyah, R. R. (2022). *Meta-Analysis: The Effect*

- of Inquiry Learning Model on Students' Critical Thinking Skills. *Journal of Biology Education*, 5(22), 169.
- Kadiwone, L. L., Dharmawibawa, I. D., & Utami, S. D. (2022). *Penerapan Model Pembelajaran Inquiry Based Learning untuk Meningkatkan Aktivitas dan Hasil Belajar Kognitif Siswa. Bioscientist: Jurnal Ilmiah Biologi*, 10(1). <https://doi.org/10.33394/bioscientist.v10i1.4647>
- L. R. Gay, Geoffrey E. Mills, P. W. A. (2019). *Educational Research: Competencies for Analysis and Applications (12th)*. Pearson Education.
- Lexy, J. M. (2000). *Metode Penelitian Kualitatif*. Rosda Karya.
- Maduwu, B. (2016). *Pentingnya Pembelajaran Bahasa Inggris Di Sekolah. Jurnal Warta Edisi*, 50.
- Miles, M. B., Huberman, A. M., & Saldana, J. (2014). *Qualitative data analysis: A methods sourcebook*. Sage Publications.
- Milton, M. (2011). *Creating training and development programs: using the ADDIE method. Development and Learning in Organizations. An International Journal*, 25(3), 19–22.
- Mulyasa. (2003). *Belajar dan Pembelajaran. Remaja Rosdakarya*.
- Mulyasa. (2007). *Menjadi Guru Profesional Menciptakan Pembelajaran Kreatif dan Menyenangkan. Remaja Rosdakarya*.
- Muruganantham. (2015). *Developing of E-content package by using ADDIE model*.
- Priansa, D. J. (2017). *Pengembangan Strategi dan Model Pembelajaran (Inovatif, Kreatif, dan Prestatif Dalam Memahami Peserta Didik)*. CV

Pustaka Setia.

Rahayu. (2022). Integrating Islamic Values Into Elt Materials Unit Of “National Disaster-An Exposition” For The Eleventh Grade Students Of Mahyajatul Qurra’ Islamic Boarding School Takalar.

S.Kurt. (2019). Definitions of the Addie model. *Educational Technology*.

Samadun et al. (2023). Effectiveness of Inquiry Learning Models to Improve Students’ Critical. *International Journal of Recent Educational Research*, 203–212.

Sanjaya, W. (2009). *Strategi Pembelajaran Berorientasi Standar Proses Pendidikan. Kencana.*

Sugiyono. (2009). *Metode Penelitian Kuantitatif, Kualitatif, dan R&D. Alfabeta.*

Sugiyono. (2012). *Metode penelitian kualitatif: Analisis data kuantitatif. Alfabeta.*

Tomlinson, B. (2005). English as a Foreign Language” in Eli Hinnkell “Handbook of Research in second Language Teaching and learning”. Lawrenc Elrbaum Associate.

Trianto. (2007). *Model-Model Pembelajaran Inovatif Berorientasi Konstruktivistik. Prestasi Pustaka Publisher.*

Trianto. (2011). *Pengantar Penelitian Pendidikan Bagi Pengembangan Profesi Pendidikan dan Tenaga Kependidikan.*

Widyastuti, E. (2018). Small groups gather feedback from professors and students for material design revision. *Journal of Educational Technology & Society*, 21(3), 239–250.

Wintara, I. M. S. (n.d.). *Pentingnya peran guru dalam pengembangan minat, bakat dan kreativitas siswa melalui ekstrakurikuler. Pendidikan Guru Sekolah Dasar.*

APPENDICES

APPENDIX I

Interview Guidelines for Teacher

School Name : Islamic Boarding School Abnaul Amir Gowa

School Address : Moncobalang, Bontosunggu, South
Bontonompo District, Gowa Regency, South
Sulawesi.

Teacher's Name : Israwati, S.Pd

Day/Date of Interview : 18 Juli 2024

Location : At School

1. Do you like giving a preteaching activity before starting the lesson?
2. What learning activity do you like the most?
3. When the class starts, what treatment do you like?
4. What form of subject matter do you prefer?
5. What kind of book design are you most interested in?
6. What kind of design model are you interested in?
7. In what way do you prefer to teach to simple present tense unit (Chapter VII My Uncle is a Zookeeper)?
8. If the material of Simple present tense unit (Chapter VII My Uncle is a Zookeeper) what kind of expression you will give to your students?
9. If the material is description text, describe what you most want to state?
10. What will you give to your students to make a conversation about simple

present tense material?

11. What learning model do you prefer?
12. If your students asked to do a project in class, which would you chose?
13. If you give a task of presenting related subject matter, which one would you give?
14. Do you like the idea of teaching with games activities?
15. What difficulties do you sometimes get at the time of teaching the material (simple present tense)?

APPENDIX II

Transcript Interview

- Researcher : Bismillah izin wawancara ibu,
- Teacher : Baik Silahkan dek.
- Researcher : Oke mam saya mulai mi di, Do you like giving a pre-teaching activity before starting the lesson?
- Teacher : Iya saya suka memberi pre-teaching sebelum memulai pembelajaran karena penting ini kegiatan untuk siapkan siswa, supaya mental dan emosionalnya bagus sebelum belajar.
- Researcher : What learning activity do you like the most?
- Teacher : Kegiatan yang saya suka yaitu ice breaking lalu dilanjutkan dengan berdoa. Kegiatan ini bikin suasana tenang dan semangat, juga membantu memancing kefokuskan dan perhatian siswa sebelum belajar.
- Researcher : When the class starts, what treatment do you prefer?
- Teacher : Saya memilih model pembelajaran yang membuat siswa langsung fokus mendengarkan instruksi saya, sehingga mereka langsung mengerti apa yang saya jelaskan.
- Researcher : What form of subject matter do you prefer?
- Teacher : Eee materi dalam bentuk gambar. biar siswa tertarik mau belajar dan lebih gampang paham pelajaran.
- Researcher : What kind of book design are you most interested in?
- Teacher : Saya sangat tertarik dengan desain buku yang mampu menggabungkan gambar dan teks, karena dapat membuat proses membaca menjadi lebih menarik dan menyenangkan.
- Researcher : What kind of design model are you interested in?
- Teacher : Saya tertarik dengan desain kartun karena dapat membuat materi pelajaran lebih menarik dan mudah

diingat oleh siswa.

- Researcher : In what way do you prefer to teach to simple present tense unit (Chapter VII My Uncle is a Zookeeper)?
- Teacher : Lebih suka ka' ajar *simple present tense* dengan kasi mengerti dulu teorinya siswa. Mulai dengan jelaskan baik-baik fungsi, rumus, sama kapan dipake' itu *simple present tense*. Habis itu, latihan soal sama contoh kalimatki'. Dengan begini, siswa punya dasar yang kuat sebelum latihan.
- Researcher : If the material of Simple present tense unit (Chapter VII Students Daily Activities) what kind of expression you will give to your students?
- Teacher : Supaya lebih paham *simple present tense*, siswa akan kerja berpasangan. Mereka akan saling berbagi informasi tentang diri mereka. Agar proses belajar lebih menarik dan siswa jadi lebih berani berbicara bahasa Inggris.
- Researcher : If the material is description text, describe what you most want to state?
- Teacher : Kalau materinya teks deskripsi, saya akan ajar tentang kegiatan sehari-hari. Saya mau siswa bisa cerita jelas dan menarik tentang apa yang mereka lakukan setiap hari, supaya mereka paham cara bikin deskripsi yang bagus
- Researcher : What will you give to your students to make a conversation about simple present tense material?
- Teacher : Supaya siswa lancar bicara tentang *present tense*, saya siapkan contoh percakapan di buku. Contoh-contoh ini sesuai sama kehidupan sehari-hari, jadi siswa gampang mengerti cara pakai *present tense*.
- Researcher : What learning model do you prefer?
- Teacher : Saya pilih diskusi sebagai cara mengajar karena bikin

siswa aktif. Saya rasa cara ini bikin siswa percaya diri untuk mengeluarkan ide-idenya dan menghargai pendapat orang lain.

Researcher : If your students asked to do a project in class, which would you chose?

Teacher : Kalau siswa diminta untuk mengerjakan proyek di kelas, saya pilih kerja kelompok.

Researcher : If you give a task of presenting related subject matter, which one would you give?

Teacher : Kalau ada tugas presentasi pelajaran, saya pilih kelompok. Soalnya, presentasi kelompok bikin belajar jadi seru, bisa tanya-tanya sama teman, diskusi, jadi lebih asyik.

Researcher : Do you like the idea of teaching with games activies?

Teacher : Iya, saya suka sekali ide mengajar pakai permainan. Keren ini! Bisa bikin siswa semangat belajar, aktif, dan lebih gampang paham pelajaran.

Researcher : What difficulties do you sometimes have at the time of teaching the material (simple present tense)?

Teacher : Siswa di sini masih kurang kosakata bahasa Inggris, jadi mereka kesulitan bikin kalimat *simple present tense* yang benar.

Researcher : Baik, terimah kasih ibu atas waktu dan informasinya.

Teacher : Iye sama-sama.

APPENDIX III

The Results of Interview Data Processing

NO	Question	Answer	Coding
1.	Do you like giving a pre-teaching activity before starting the lesson?	Yes, I like doing activities before I start teaching because I think this activity is very important to prepare students mentally and emotionally so that they are better prepared to receive the material to be taught. This activity also serves as a trigger for students' interest and attention, helping them to link their existing knowledge with the topic to be learned. In this way, teachers can create a more interactive and conducive learning atmosphere, and increase student involvement in the learning process.	Teachers like to do pre-teaching before starting the lesson.
2.	What learning activity do you like the most?	In my opinion, prayer is the way to calm the mind and focus attention before entering the learning process. It creates a calm and hopeful atmosphere, and helps students to feel more focused and ready for the material to be taught. By praying, teachers also want to instill spiritual values and togetherness among students, so that they can learn in a positive and harmonious atmosphere.	The teacher chooses prayer as a pre-teaching activity
3.	When the class starts, what treatment do you prefer?	I choose a learning model where students immediately focus on listening to the instructions that I deliver. By listening to the teacher's instructions directly, students can immediately understand what to do and do not need to	The teacher starts the class by giving direct instructions to the students.

		waste time with other activities first.	
4.	What form of subject matter do you prefer?	In my opinion, pictorial materials can help students understand the concepts taught more easily and quickly. Images have a visual appeal that can attract students' attention, making learning more interesting and fun. Thus, the use of images in the subject matter not only improves students' understanding, but also creates a more interactive and creative learning atmosphere.	The teacher prefers pictorial subject matter.
5.	What kind of book design are you most interested in?	I am very interested in book designs that are able to combine pictorial and text, as it can make the reading process more interesting and enjoyable.	The teacher is more interested book designs that combine image and text.
6.	What kind of design model are you interested in?	I am interested in cartoon design because it can make the subject matter more interesting and memorable for students, thus creating a pleasant learning atmosphere and motivating students to continue learning.	The teacher is more interested in designing models that include cartoons.
7.	In what way do you prefer to teach to simple present tense unit (Chapter VII Student's Daily Activity)?	I prefer to teach simple present tense by having students understand the theory first. I start by explaining in detail about the function, formula, and when we use simple present tense. After that, we practice problems and example sentences. This way, students have a solid foundation before practicing.	The teacher prefers to teach simple present tense by accepting theory.
8.	If the material of Simple present tense unit (Chapter VII Student's Daily Activity) what kind	I will ask students to work in pairs, where they can share information about habits or interesting facts about their personal experiences. This	The teacher asks students to work in pairs when teaching materials related to Student's Daily Activity.

	of expression you will give to your students?	approach not only makes learning more interactive, but also encourages students to be more confident in speaking and using English actively. This way students can understand the use of simple present tense in a more practical and fun way, while strengthening their social skills.	
9.	If the material is description text, describe what you most want to state?	If the material is a description text, I will deliver material about daily activities. I will emphasize the importance of describing students' daily routines clearly and interestingly so that they can understand how to compose effective descriptions.	In the description text material, the teacher will deliver material about daily activities.
10.	What will you give to your students to make a conversation about simple present tense material?	To help students have conversations about the simple present tense material, I will provide written conversation examples in the book. by presenting relevant and contextual examples, students can more easily understand how simple present tense is used in daily communication.	In conducting conversations about simple present tense material, the teacher provides examples of written conversations in books.
11.	What learning model do you prefer?	I chose the discussion learning model as a teaching method. Where discussion can encourage students' active involvement, they can share opinions, ask questions, and learn from each other. I think that with this learning model, students can feel more confident in expressing their ideas and learn to appreciate others' point of view, which is very important in a holistic learning process.	The teacher chose the discussion learning model as the teaching method.

12.	If your students asked to do a project in class, which would you chose?	If students are asked to do projects in class, I would choose group projects. I think group projects not only encourage collaboration and cooperation among students, but also allow them to share ideas and learn from each other thus creating a richer and more meaningful learning experience.	To do a project in class, the teacher chooses to give students a group project.
13.	If you give a task of presenting related subject matter, which one would you give?	If I give a presentation task related to the subject matter, I will choose group presentation because group presentation creates an interactive learning atmosphere, where students can ask each other questions and discuss, thus making the learning experience more dynamic and fun.	The teacher prefers group presentation tasks for related materials.
14.	Do you like the idea of teaching with games activies?	Yes, I like the idea of teaching using game activities because this approach can increase students' motivation and participation, and help them understand the material in a more interactive way.	The teacher likes the idea of teaching by using game activities.
15.	What difficulties do you sometimes have at the time of teaching the material (simple present tense)?	The obstacle I encountered in teaching simple present tense is the lack of English vocabulary that students have. This makes it difficult for them to construct correct and varied sentences.	The teacher is constrained in teaching simple present tense material due to the lack of vocabulary owned by students.

APPENDIX IV The Syllabus Design

UNIT TITLE	BASIC COMPETENCE	SUBJECT MATTER	INDICATORS	CHARACTER VALUES	ENGLISH INSTRUCTION MATERIAL	INQUIRY LEARNING	
						STUDENTS' ACTIVITY	TEACHERS' ACTIVITY
Simple Present Tense Unit (Students' Daily Activities Unit)	3.7 Menerapkan fungsi sosial, struktur teks, dan unsur kebahasaan teks transaksional lisan dan tulis yang melibatkan tindakan memberi dan meminta informasi terkait keadaan/tindakan/kegiatan/kejadian yang dilakukan/terjadi secara rutin atau merupakan kebenaran umum, sesuai dengan konteks penggunaannya. (Perhatikan unsur kebahasaan simple present	<ul style="list-style-type: none"> • Social function: Explain, Describe • Text structure: Initiating and responding (expected / unexpected) • Linguistic elements: <ul style="list-style-type: none"> - Declarative and interrogative sentences in Simple Present Tense. - Adverbs: <i>always, often, sometimes, never, usually, every</i> - Singular and plural nouns with <i>or</i> without <i>a, the, this, those, my, their, etc.</i> - Speech, word stress, intonation, spelling, punctuation and handwriting. • Topic Daily activities/events and general truths 	Supporting Indicator (C1 & C2) 1. C1 Identify the social function of oral transactional interaction texts which involve the act of giving and asking for information regarding circumstances/actions/activities/events that are carried out/occurring routinely or are general truths, according to the context of their use C2 Analyze the social function of spoken transactional interaction texts which involve the	<ul style="list-style-type: none"> • Religious • Independent • Mutual cooperation • Honesty • Hard work • Self-confidence • Cooperation 	Text descriptive of the daily routine "My Life as a Student"	Orientation 1: Students listen to the teacher's instructions about the material to be learned, the activities to be carried out, and the objectives of the material to be learned as well as filling in the initial questions in the orientation phase. Formulating Problem 1: Students listen and repeat the text read by the teacher about text daily activities.	Orientation 1: Before starting the lesson, the teacher explains to the students what they will be doing and what they are expected to learn. Then, to guide their learning, students are asked to answer some questions about the topic. Formulating Problem 1: The teacher explains and reads the text about daily activities followed by

	<i>tense)</i>		<p>act of giving and asking for information regarding circumstances/actions/activities/events that are carried out/occurring routinely or are general truths, according to the context of their use</p> <p>2. C1 Identify the social function of written transactional interaction texts that involve the act of giving and asking for information regarding circumstances/actions/activities/events that are carried out/occurring routinely or are general truths, according to the context of their use</p> <p>C2 Analyze the social function of written</p>			<p>Formulating hypothesis 1: Students are asked to arrange the words based on the picture into the correct sentences and identify the linguistic elements of adverbs in the text.</p> <p>Collecting Information 1: students write a list of daily activities morning, afternoon and night according to the text and identify the linguistic elements of adverbs in the text</p>	<p>Students.</p> <p>Formulating hypothesis 1: the teacher instructs students to work in pairs and then answer the questions by ticking the correct answer based on the text.</p> <p>Collecting Information 1: The teacher asks students to arrange the words based on the picture into the correct sentences.</p>
--	---------------	--	---	--	--	---	---

			<p>transactional interaction texts which involve the act of giving and asking for information regarding circumstances/actions/activities/events that are carried out/occurring routinely or are general truths, according to the context of their use</p> <p>3. C1 Identify the text structure of spoken transactional interaction texts that involve the act of giving and asking for information regarding circumstances/actions/activities/events that are carried out/occurring routinely or are general truths, according to the</p>			<p>Testing Hypothesis 1: Students complete the sentence by filling in the blank with a linguistic element to describe a daily activity.</p>	<p>Testing Hypothesis 1: The teacher asks students to complete the sentences with the appropriate adverbs and write the correct answer in the notebook!</p>
--	--	--	---	--	--	--	--

			<p>context of its use</p> <p>C2 Analyze the text structure of spoken transactional interaction texts which involve the act of giving and asking for information regarding circumstances/actions/activities/events that are carried out/occurring routinely or are general truths, according to the context of its use</p> <p>4. C1 Identify the text structure of written transactional interaction texts that involve the act of giving and asking for information regarding circumstances/actions/activities/events that are carried out/occurring</p>			<p>Formulating Conclusion 1: Students discuss with classmates about the material they have learned. Then make a journal about the material they understand and the material they don't understand.</p> <p>Orientation 2: Students listen to the teacher's instructions about the material to be learned, the activities to be carried out, and the objectives of the material to be learned as well as filling in the initial questions</p>	<p>Formulating Conclusion 1: The teacher instructs student to conclude the material they have learned. Then the teacher asks students to make a journal about the material they understand and the material they don't understand.</p> <p>Orientation 2: Before starting the lesson, the teacher explains to the students what they will be doing and what they are expected to learn. Then, to guide their learning, students are asked to answer some questions about the topic.</p>
--	--	--	--	--	--	---	--

			<p>routinely or are general truths, according to the context of their use</p> <p>C2 Analyze the text structure of written transactional interaction texts which involve the act of giving and asking for information regarding circumstances/actions /activities/events that are carried out/occurring routinely or are general truths, according to the context of its use</p> <p>5. C1 Identify the linguistic elements of oral transactional interaction texts which involve the act of giving and asking for information related to conditions/actions/ac</p>			<p>in the orientation phase.</p> <p>Formulating Problem 2: Student listen and repeat that dialogue read by teacher about daily activities, then play a role use dialogue in front class.</p> <p>Formulating Hypotesis 2: Students work on task by giving a mark on the correct and wrong answer for the daily activities based on the picture and identifying sentence elements of</p>	<p>Formulating Problem 2: The teacher explains and reads the dialogue followed by students about daily activities, then the teacher asks students to repeat that dialogue.</p> <p>Formulating Hypotesis 2: The teacher asks students to do the task by giving a mark on the correct and wrong answer based on the picture.</p>
--	--	--	---	--	--	--	--

			<p>tivities/events that are carried out/occurring routinely or are general truths, according to the context of their use</p> <p>C2 Analyze the linguistic elements of oral transactional interaction texts which involve the act of giving and asking for related information about conditions/actions/activities/events that are carried out/happen routinely or are general truths, according to the context of their use</p> <p>6. C1 Identify the linguistic elements of written transactional interaction texts that involve the act of giving and asking for information related to conditions/actions/act</p>			<p>linguistic text</p> <p>Collecting Information 2: students write a list of interrogative sentences in a dialogue about routine activities from the dialogue.</p> <p>Testing Hypothesis 2: The students, in groups, list their daily activities in the morning, afternoon and evening with attention to the simple present tense. Upon completion, each group presents their discussion to the whole class and the other group members ask questions or interrogative sentences, and give feedback on the group's routine.</p>	<p>Collecting Information 2: The teacher asks the students to write a list of interrogative sentences about daily routines from the dialogue and write the answer.</p> <p>Testing Hypothesis 2: The teacher divides the class into groups to discuss daily routines, where the role of each group member is to provide information to the other groups and the other groups ask questions.</p>
--	--	--	--	--	--	---	--

			<p>ivities/events that are carried out/occurring routinely or are general truths, according to the context of their use</p> <p>C2 Analyze the linguistic elements of written transactional interaction texts which involve the act of giving and asking for information regarding circumstances/actions /activities/events that are carried out/occurring routinely or are general truths, according to the context of its use</p> <p>Main Indicator (C3) 1. Apply the social function of oral transactional interaction texts which involve the act of giving and asking for</p>			<p>afternoon and evening with attention to the simple present tense. Upon completion, each group presents their discussion to the whole class and the other group members ask questions or interrogative sentences, and give feedback on the group's routine.</p>	
--	--	--	---	--	--	---	--

			<p>information regarding conditions/actions/activities/events that are carried out/occurring routinely or are general truths, according to the context of their use.</p> <p>2. Apply the social function of written transactional interaction text which involves the act of giving and asking for information regarding conditions/actions/activities/events that are carried out/occurring routinely or are general truths, according to the context of its use</p> <p>3. Apply the text structure of oral transactional interaction texts which involve the</p>			<p>Formulating Conclusion 2: Students discuss with classmates about the material they have learned. Then make a journal about the material they understand and the material they don't understand.</p>	<p>Formulating conclusion 2: The teacher instructs student to conclude the material they have learned. Then the teacher asks students to make a journal about the material they understand and the material they don't understand.</p>
--	--	--	--	--	--	---	---

			<p>act of giving and asking for information regarding conditions/actions/activities/events that are carried out/occurring routinely or are general truths, according to the context of their use</p> <p>4. Apply the text structure of written transactional interaction texts which involve the act of giving and asking for information regarding conditions/actions/activities/events that are carried out/occurring routinely or are general truths, according to the context of their use</p> <p>5. Apply the linguistic elements of oral transactional</p>				
--	--	--	--	--	--	--	--

			<p>interaction texts which involve the act of giving and asking for information regarding circumstances/actions/activities/events that are carried out/occurring routinely or are general truths, according to the context of their use</p> <p>6. Apply the linguistic elements of written transactional interaction texts which involve the act of giving and asking for information regarding conditions/actions/activities/events that are carried out/occurring routinely or are general truths, according to the context of their use</p> <p>Enrichment (C4)</p>				
--	--	--	---	--	--	--	--

			<p>1. Analyze the social function of oral transactional interaction texts which involve the act of giving and asking for information related to circumstances /actions/activities/events that are carried out/occurring routinely or are general truths, according to the context of their use</p> <p>2. Analyze the social function of written transactional interaction texts which involve the act of giving and asking for information regarding circumstances/actions/activities/events that are carried out/occurring routinely or are general truths,</p>				
--	--	--	--	--	--	--	--

			<p>according to the context of their use</p> <p>3. Analyze the text structure of oral transactional interaction texts which involve the act of giving and asking for information regarding circumstances/actions/activities/events that are carried out/occurring routinely or which constitute a general truth, according to the context of its use</p> <p>4. Analyze the text structure of written transactional interaction texts which involve the act of giving and asking for information regarding circumstances/actions/activities/events that are carried</p>				
--	--	--	--	--	--	--	--

			<p>out/occurring routinely or are general truths, according to the context of their use</p> <p>5. Analyze the linguistic elements of oral transactional interaction texts which involve the act of giving and asking for information regarding circumstances/actions/activities/events that are carried out/occurring routinely or are general truths, according to the context of their use</p> <p>6. Analyze the linguistic elements of written transactional interaction texts which involve the act of giving and asking for information</p>				
--	--	--	--	--	--	--	--

			regarding circumstances/actions/activities/events that are carried out/occurring routinely or are general truths, according to the context of their use				
Simple Present Tense Unit (Students' Daily Activities Unit)	1.7 Menyusun teks interaksi transaksional lisan dan tulis sangat pendek dan sederhana yang melibatkan tindakan memberi dan meminta informasi terkait keadaan/tindakan/kegiatan/kejadian yang dilakukan/terjadi secara rutin atau merupakan kebenaran umum, dengan	<ul style="list-style-type: none"> • Social function Explain, Describe • Text structure <ul style="list-style-type: none"> - Start - Respond (expected/unexpected) • Linguistic elements <ul style="list-style-type: none"> - Declarative and interrogative sentences in Simple Present Tense. - Adverbs: <i>always, often, sometimes, never, usually, every</i> - Singular and plural nouns with or without <i>a, the, this,</i> 	Main Indicator (P1) 1. Compose very short and simple oral transactional interaction texts that involve the act of giving and asking for information regarding circumstances/action s/activities/events that are carried out/occurring routinely or which constitute a general truth, taking into account the correct social function and	1. Religions 2. Independent 3. Mutual cooperation 4. Honesty 5. Hard work 6. Self-confidence 7. Cooperation	Dialogue of daily activity		

	<p><i>memperhatikan fungsi sosial, struktur teks dan unsur kebahasaan yang benar dan sesuai konteks</i></p>	<p><i>those, my, their, etc.</i></p> <p>-Speech, word stress, intonation, spelling, punctuation and handwriting</p> <ul style="list-style-type: none"> • Topic Daily activities/events and general truths 	<p>in context</p> <p>2. Compose very short and simple written transactional interaction texts that involve the act of giving and asking for information regarding conditions/actions/activities/events that are carried out/occurring routinely or are general truths, taking into account the correct social function and in context</p> <p>3. Compose very short and simple oral transactional interaction texts that involve the act of giving and asking for information regarding circumstances/actions/activities/events that are carried out/occurring routinely or are general truths, taking into account the</p>				
--	---	--	--	--	--	--	--

			<p>correct and contextual text structure</p> <p>4. Compose very short and simple written transactional interaction texts that involve the act of giving and asking for information regarding circumstances/actions/activities/events that are carried out/occurring routinely or are general truths, taking into account the correct and contextual text structure</p> <p>5. Compose very short and simple oral transactional interaction texts that involve the act of giving and asking for information regarding circumstances/actions/activities/events that are carried out/occurring routinely or are</p>				
--	--	--	---	--	--	--	--

			<p>general truths, taking into account the correct and contextual linguistic elements</p> <p>6. Compose very short and simple written transactional interaction texts that involve the act of giving and asking for information regarding circumstances/actions/activities/events that are carried out/occurring routinely or are general truths, taking into account the correct and contextual linguistic elements.</p>				
--	--	--	---	--	--	--	--

			<p>(P3)</p> <ol style="list-style-type: none"> 1. Complete very short and simple spoken transactional interaction texts involving the act of giving and asking for information regarding circumstances/actions/activities/events that are carried out/occurring routinely or which constitute a general truth, taking into account the correct social function and in context 2. Complete very short and simple written transactional interaction texts that involve the act of giving and asking for information regarding conditions/actions/activities/events that are carried out/occurring routinely or are general truths. 				
--	--	--	--	--	--	--	--

			<p>taking into account the correct social function and in context</p> <p>3. Complete a very short and simple spoken transactional interaction text that involves the act of giving and asking for information regarding conditions/actions/activities/events that are carried out/occurring routinely or are general truths, taking into account the correct text structure and in context</p> <p>4. Complete written transactional interaction texts that are very short and simple which involve the act of giving and asking for information regarding conditions/actions/activities/events that are carried</p>				
--	--	--	---	--	--	--	--

			<p>out/occurring routinely or are general truths, taking into account the correct text structure and in context</p> <p>5. Complete text of very short and simple oral transactional interactions that involve the act of giving and asking for information regarding conditions/actions/activities/events that are carried out/occurring routinely or are general truths, taking into account the correct and contextual linguistic elements</p> <p>6. Complete very short and simple written transactional interaction texts that involve the act of giving and asking for information regarding</p>				
--	--	--	---	--	--	--	--

			circumstances/actions/activities/events that are carried out/occurring routinely or are general truths, taking into account the correct and contextual linguistic elements				
--	--	--	--	--	--	--	--

APPENDIX V

Validation Sheet

INSTRUMENT VALIDATION SHEET

A. Validator Identity

Name : *SUMARTO PRASEM, S.Pd, M.Pd*
 Employee ID Number : *-*
 Position : *Validator*
 Institution : *UIN Maulana Abadi*

B. Instructions

1. Kindly indicate your level of agreement with each statement by placing a checkmark (✓) in the corresponding column according to the rating scale provided:

1 = Poor	4 = Good
2 = Fair	5 = Excellent
3 = Satisfactory	
2. Kindly provide your feedback on the specific areas indicated for improvement.

C. Evaluation

1. Content Feasibility

No.	Statement	Assessment Scale					Comment
		1	2	3	4	5	
1.	The learning outcomes are communicated effectively.				✓		
2.	The appropriateness of learning activities with the inquiry learning model.			✓			
3.	The alignment of the teacher's book with the steps of the inquiry learning model.				✓		
4.	The alignment of the teacher's book, such as reading, writing, speaking, and listening tasks, with the unit's learning indicators.				✓		
5.	The clarity of the teacher's book in developing students' critical thinking skills.			✓			
6.	The inquiry-based learning model developed in the module aligns with the topics and tasks presented in the student's book.				✓		
7.	Vocabulary in the materials is related to the topic of the unit.			✓			
8.	Language function in the instructions is related to the topic of the unit				✓		

9.	The materials can encourage the teacher to explore more about the topic in his/her mind				✓	
10.	The texts are direct in developing students' communication ability in order to achieve the social functions.				✓	
11.	The sources of materials are acceptable.			✓		
12.	The teacher's book can lead the students to develop their personal, social, and academic related to their English proficiency.				✓	
13.	The instructions are developed into the inquiry learning model in an appropriate form.				✓	

2. Presentation Feasibility

No.	Statement	Assessment Scale					Comment
		1	2	3	4	5	
1.	The instructions presentation interactively and participatively includes the cover of textbook, preface, book map, table of content, and identity of the writer.				✓		
2.	The presentation of instructions clearly divides the opening (Cover), main (Material unit), and closing parts of the textbook (Answer Key).			✓			

3.	The main part of instructions is arranged systematically based on the stages of inquiry learning model, namely orientation, formulating problems, formulating hypothesis, collecting information, testing hypothesis, and collecting information.			✓		
4.	The instructions given by the teacher in the form of tasks are representing the characteristics of inquiry learning model, namely orientation, formulating problems, formulating hypothesis, collecting information, testing hypothesis, and collecting information.			✓		
5.	The instructions interactively and participatively build the interaction in English between teacher and students.			✓		
6.	The instructions can encourage the students to do various communicative task creatively and critically.			✓		
7.	The instructions given by the teacher in the form of tasks presentation encourage students to be responsible for their own learning.			✓		
8.	The instructions encourage the students to recognize their			✓		

	success and inadequacy in learning process.					
9.	The learning settings are related to teacher's need analysis.			✓		

3. Language Feasibility

No.	Statement	Assessment Scale					Comment
		1	2	3	4	5	
1.	The language in input, task, and instruction is clear and understandable.				✓		
2.	The language in input, task, and instruction is interactive and communicative.				✓		
3.	The language used in input, task, and instruction is suitable with students' cognitive development level.			✓			
4.	The language in input, task, and instruction is appropriate in the aspect of grammar, spelling, and punctuation.			✓			
5.	The language in the instructions is holistically cohesive and coherence.				✓		

D. Comments and Suggestions

E. Conclusion

Based on the evaluation conducted, the teacher's book to be submitted to teachers is declared as:

1. ~~Suitable for use without revision~~
- ② Suitable for use after revision
3. ~~Not Suitable for use~~

Majassar, 20 Desember 2018

Validator



Subhan Rahmad, L.Pd., M.Pd

INSTRUMENT VALIDATION SHEET

A. Validator Identity

Name : Nur Azisah Azis, S.Pd., M.Pd
 Employee ID Number :
 Position : Lecturer
 Institution : UIN Alauddin Makassar

B. Instructions

1. Kindly indicate your level of agreement with each statement by placing a checkmark (✓) in the corresponding column according to the rating scale provided:

1 = Poor	4 = Good
2 = Fair	5 = Excellent
3 = Satisfactory	
2. Kindly provide your feedback on the specific areas indicated for improvement.

C. Evaluation

1. Content Feasibility

No.	Statement	Assessment Scale					Comment
		1	2	3	4	5	
1.	The learning outcomes are communicated effectively.				✓		
2.	The appropriateness of learning activities with the inquiry learning model.				✓		
3.	The alignment of the teacher's book with the steps of the inquiry learning model.				✓		
4.	The alignment of the teacher's book, such as reading, writing, speaking, and listening tasks, with the unit's learning indicators.				✓		
5.	The clarity of the teacher's book in developing students' critical thinking skills.				✓		
6.	The inquiry-based learning model developed in the module aligns with the topics and tasks presented in the student's book.				✓		
7.	Vocabulary in the materials is related to the topic of the unit.				✓		
8.	Language function in the instructions is related to the topic of the unit				✓		

9.	The materials can encourage the teacher to explore more about the topic in his/her mind				✓	
10.	The texts are direct in developing students' communication ability in order to achieve the social functions.				✓	
11.	The sources of materials are acceptable.				✓	
12.	The teacher's book can lead the students to develop their personal, social, and academic related to their English proficiency.				✓	
13.	The instructions are developed into the inquiry learning model in an appropriate form.				✓	

2. Presentation Feasibility

No.	Statement	Assesment Scale					Comment
		1	2	3	4	5	
1.	The instructions presentation interactively and participatively includes the cover of textbook, preface, book map, table of content, and identity of the writer.				✓		
2.	The presentation of instructions clearly divides the opening (Cover), main (Material unit), and closing parts of the textbook (Answer Key).				✓		

3.	The main part of instructions is arranged systematically based on the stages of inquiry learning model, namely orientation, formulating problems, formulating hypothesis, collecting information, testing hypothesis, and collecting information.				✓		
4.	The instructions given by the teacher in the form of tasks are representing the characteristics of inquiry learning model, namely namely orientation, formulating problems, formulating hypothesis, collecting information, testing hypothesis, and collecting information.				✓		
5.	The instructions interactively and participatively build the interaction in English between teacher and students.				✓		
6.	The instructions can encourage the students to do various communicative task creatively and critically.				✓		
7.	The instructions given by the teacher in the form of tasks presentation encourage students to be responsible for their own learning.				✓		
8.	The instructions encourage the students to recognize their				✓		

	success and inadequacy in learning process.						
9.	The learning settings are related to teacher's need analysis.				✓		

3. Language Feasibility

No.	Statement	Assessment Scale					Comment
		1	2	3	4	5	
1.	The language in input, task, and instruction is clear and understandable.				✓		
2.	The language in input, task, and instruction is interactive and communicative.				✓		
3.	The language used in input, task, and instruction is suitable with students' cognitive development level.				✓		
4.	The language in input, task, and instruction is appropriate in the aspect of grammar, spelling, and punctuation.				✓		
5.	The language in the instructions is holistically cohesive and coherence.				✓		

D. Comments and Suggestions

Overall, the teacher's book has been well-designed, but some notes will be better:

1. Put on the references
2. Give vocabularies every the end of activity
3. Pay attention to the *pemanfik* question on your direction

E. Conclusion

Based on the evaluation conducted, the teacher's book to be submitted to teachers is declared as:

1. Suitable for use without revision
- ☒ 2. Suitable for use after revision
3. Not Suitable for use

Validator



INSTRUMENT VALIDATION SHEET

A. Validator Identity

Name : Israwati, S. Pd
 Employee ID Number : -
 Position : Guru
 Institution : Mts Abnaul Amir

B. Instructions

1. Kindly indicate your level of agreement with each statement by placing a checkmark (✓) in the corresponding column according to the rating scale provided:

1 = Poor	4 = Good
2 = Fair	5 = Excellent
3 = Satisfactory	
2. Kindly provide your feedback on the specific areas indicated for improvement.

C. Evaluation

1. Content Feasibility

No.	Statement	Assessment Scale					Comment
		1	2	3	4	5	
1.	The learning outcomes are communicated effectively.			✓			
2.	The appropriateness of learning activities with the inquiry learning model.				✓		
3.	The alignment of the teacher's book with the steps of the inquiry learning model.				✓		
4.	The alignment of the teacher's book, such as reading, writing, speaking, and listening tasks, with the unit's learning indicators.				✓		
5.	The clarity of the teacher's book in developing students' critical thinking skills.			✓			
6.	The inquiry-based learning model developed in the module aligns with the topics and tasks presented in the student's book.				✓		
7.	Vocabulary in the materials is related to the topic of the unit.				✓		
8.	Language function in the instructions is related to the topic of the unit				✓		

9.	The materials can encourage the teacher to explore more about the topic in his/her mind				✓	
10.	The texts are direct in developing students' communication ability in order to achieve the social functions.				✓	
11.	The sources of materials are acceptable.				✓	
12.	The teacher's book can lead the students to develop their personal, social, and academic related to their English proficiency.			✓		
13.	The instructions are developed into the inquiry learning model in an appropriate form.				✓	

2. Presentation Feasibility

No.	Statement	Assessment Scale					Comment
		1	2	3	4	5	
1.	The instructions presentation interactively and participatively includes the cover of textbook, preface, book map, table of content, and identity of the writer.				✓		
2.	The presentation of instructions clearly divides the opening (Cover), main (Material unit), and closing parts of the textbook (Answer Key).				✓		

3.	The main part of instructions is arranged systematically based on the stages of inquiry learning model, namely orientation, formulating problems, formulating hypothesis, collecting information, testing hypothesis, and collecting information.				✓	
4.	The instructions given by the teacher in the form of tasks are representing the characteristics of inquiry learning model, namely orientation, formulating problems, formulating hypothesis, collecting information, testing hypothesis, and collecting information.				✓	
5.	The instructions interactively and participatively build the interaction in English between teacher and students.				✓	
6.	The instructions can encourage the students to do various communicative task creatively and critically.				✓	
7.	The instructions given by the teacher in the form of tasks presentation encourage students to be responsible for their own learning.				✓	
8.	The instructions encourage the students to recognize their				✓	

	success and inadequacy in learning process.					
9.	The learning settings are related to teacher's need analysis.			✓		

3. Language Feasibility

No.	Statement	Assessment Scale					Comment
		1	2	3	4	5	
1.	The language in input, task, and instruction is clear and understandable.				✓		
2.	The language in input, task, and instruction is interactive and communicative.				✓		
3.	The language used in input, task, and instruction is suitable with students' cognitive development level.				✓		
4.	The language in input, task, and instruction is appropriate in the aspect of grammar, spelling, and punctuation.				✓		
5.	The language in the instructions is holistically cohesive and coherence.				✓		

D. Comments and Suggestions

E. Conclusion

Based on the evaluation conducted, the teacher's book to be submitted to teachers is declared as:

1. Suitable for use without revision
- ☒ 2. Suitable for use after revision
3. Not Suitable for use

.....
Validator



APPENDIX VI

ENGLISH TEACHER'S BOOK

“BAHASA INGGRIIS : When English Rings a Bell”



APPENDIX VII
THE RESULT OF DEVELOPMENT PHASE



Teacher's Book
UNIT VII
STUDENTS' DAILY
ACTIVITIES
"SIMPLE PRESENT TENSE"



CORE COMPETENCIES



KI-1 and KI-2: Respect and appreciate the teachings of the religion he adheres to and Appreciate and appreciate honest, disciplined, polite, confident, caring, and responsible behavior in interacting effectively in accordance with the development of children in the environment, family, school, community and the surrounding natural environment, nation, country, and regional area.

KI-3: Understand and apply factual, conceptual, procedural, and metacognitive knowledge at simple technical and specific levels based on his/her curiosity about science, technology, arts, culture with insights into humanity, nationality, and state related to visible phenomena and events.

KI-4: Demonstrate the skills of reasoning, processing, and presenting creatively, productively, critically, independently, collaboratively, and communicatively, in the concrete domain and abstract domain in accordance with what is learned at school and other similar sources in a theoretical point of view.

BASIC COMPETENCIES

3.7

Apply the social functions, text structures, and linguistic elements of oral and written transactional interaction texts involving giving and requesting information related to circumstances/activities/activities /events that are done/occur routinely or are common truths, according to the context of use. (Note the simple present tense language element.)

4.7

Compose very short and simple oral and written transactional interaction texts involving giving and requesting information related to circumstances/activities/activities /events that are done/occur routinely or are common truths, with attention to social functions, text structures, and correct and contextually appropriate language elements.

LEARNING OBJECTIVES

After learning about Students' Daily Activities unit, the students are able to:

1. Apply social functions in communication, including how to interact politely and effectively with others in daily life.
2. Identify the structure of the Simple Present Tense in order to compose texts using new vocabulary and effective sentences correctly.
3. The use of linguistic elements, particularly the Simple Present Tense, in communication is essential so that messages are easily understood.
4. Build a disciplined routine with a structured schedule and prioritizing studying are important steps to improving concentration and productivity in students' academic lives.





Opening Activity

- Before starting the lesson, the teacher invites the students to recite a prayer together.
- Next, the teacher conducts a pre-teaching activity in the form of an ice breaker.

This ice breaking activity is called guess the verb.

How to play:

1. Students are divided into two groups then lined up.
2. The teacher reads a sentence without mentioning the verb used in the sentence.
3. The students' task is to scramble to complete the sentence by mentioning the right verb.
4. Groups that can answer must raise their hands first.
5. The team that answers correctly will get points.
6. Scan the QR brought to see how to do the "guess the verb" ice breaking.

Clearly explaining what is expected of the students after the lesson. Read together with the students the learning objectives stated on page iii. For example: : after this lesson you will be able to apply social functions in communication, including how to interact politely and effectively with others in your daily lives.



SCAN HERE



Opening Activity

Starting from the orientation stage on page 1, learning begins by posing open-ended questions. This aims to stimulate students to think more critically. Teacher can use simple questions as follows :



- What do you do every morning before going to school?
- What is your favorite subject and why?
- What do you like to do in your free time?

“ Students are expected to formulate predictions or hypotheses regarding the answers to the questions posed during the orientation stage ”

ORIENTATION

SIMPLE PRESENT TENSE

1



1

Have you ever heard of simple present tense?

2

When you hear about the simple present tense, what do you think of first?

3

According to your understanding, what is the purpose of a simple present tense?



ORIENTATION



Main Activity



The teacher reads aloud a text about daily activities and instructs students to listen carefully and repeat the text.



The teacher asks the students to make a list of new words and their meanings they had acquired used in the text.

FORMULATING PROBLEM



SIMPLE PRESENT TENSE

2



Activity 2

Listen carefully and repeat the text after your teacher. List some of the words and their meanings used in the text!



Daily Activities: My Life as a Student

Hello, my name is Nisa. I am an active student with a busy daily routine filled with various activities. I start my day early, waking up at 6 a.m., and the first thing I do is take a refreshing shower before enjoying a nutritious breakfast. My breakfast usually consists of a glass of warm milk and a hearty plate of oatmeal porridge. Afterward, I hop on my bicycle and make my way to school.

At school, I always attend regular lessons such as math, English, science and art. I always try to be active in class, take notes carefully, and discuss with my classmates. After class, I often spend my lunch break in the school garden with my friends. Then, after the break, I go back to class for other lessons such as music and sports. I am always excited when I join extracurricular activities such as the theater club and swimming club. I often do my homework after school to assure that I understand the material well. I sometimes spend time after school taking private lessons in English.

When I come home, I usually help my parents by preparing dinner and cleaning the house. I also make time to play the guitar and write in my personal journal before going to bed. With a regular lifestyle and commitment to learning, I hope to achieve success in my education and develop my interests and talents in various fields.

FORMULATING PROBLEM

LIST OF WORDS	
Word	Meaning
1.	
2.	
3.	
4.	
5.	



Scoring Rubric



SCORING RUBRIC

CRITERIA	EXCELLENT (4)	GOOD (3)	SATISFACTORY (2)	POOR (1)
Number of words	Identified many new words	Identified several new words	Identified a few new words	Identified very few or no new words
Accuracy of Definitions	All definitions are accurate and relevant	Most definitions are accurate	Some definitions are inaccurate or irrelevant	Definitions are inaccurate or irrelevant
Completeness of Work	Work is complete, neat, and easy to read	Work is mostly complete and easy to read	Work is somewhat incomplete or difficult to read	Work is incomplete and difficult to read

<https://id.scribd.com/document/765236403/1-Rubrik-Penilaian>



Main Activity

- Next, in Activity 3 on page 3, the teacher instructs students to work on the problems in pairs.

The teacher instructs the students to answer the questions by checking the correct answers in the textbook, based on the text "My Life as a Student" found in Activity 2.

FORMULATING HYPOTESIS

ANSWER KEY

- She usually wakes up at 6 o'clock.
- She enjoys a healthy breakfast consisting of a glass of warm milk and a plate of oatmeal porridge.
- She dedicates time after school to do her homework.
- She attends regular lessons such as math, English, science, and art.
- She usually helps her parents by preparing dinner and cleaning the house.

FORMULATING HYPOTESIS



Activity 3

Work in pairs and read the question carefully, then answer the questions by finding the correct answer in your textbook based on the text "My Life as a Student".



What time does Nisa usually wake up in the morning?

- ☒ She usually wakes up at 6 o'clock.

☐ She usually wakes up at 8 o'clock.

Example

What kind of breakfast does Nisa like?

- ☐ She enjoys a healthy breakfast consisting of a glass of warm milk and a plate of oatmeal porridge.

☐ She enjoys a junk food breakfast consisting of a glass of cola and a plate of oatmeal porridge.

When does she usually do her homework?

- ☐ She does her homework in the morning before going to school.

☐ She dedicates time after school to do her homework.

What subjects does Nisa study at school?

- ☐ She attends regular lessons such as math, English, science, and art.

☐ She attends regular lessons such as math and English.

What does Nisa do to help her parents at home?

- ☐ She never helps her parents in cleaning the house. She usually helps her parents by preparing dinner and cleaning the house.



Vocabulary

The following is a list of vocabulary frequently used in activities 2 to 3. Teachers can provide this to students as a reference for comprehending reading texts and enhancing writing skills.

The teacher asks the students to memorize these 5 vocabulary !

VOCABULARY

WORD	MEANING
After	Setelah
Attend	Hadir
Before	Sebelum
Breakfast	Sarapan
Clean	Membersihkan
Dedicates	Mendedikasikan
Healthy	Sehat
Help	Membantu
Homework	Pekerjaan rumah
Lesson	Pelajaran
Never	Tidak pernah
Parents	Orang tua
Preparing	Mempersiapkan
Usually	Biasanya
Wake up	Bangun



Main Activity

COLLECTING INFORMATION

The teacher directs the students to observe the picture carefully, then arrange the words into correct sentences based on the picture.

In Activity 4 on page 4, the teacher prepares several pictures and a set of scrambled words.

The teacher directs the students to present their work in front of the class.



COLLECTING INFORMATION

SIMPLE PRESENT TENSE

4



Activity 4

Arrange these words into the correct sentences using the picture, then read them out in front of the class!

Example



always - she - books - reads

she always reads book



she - her - makes - always - morning - in - the - bed



brushes - always - teeth - her - she



she - the - sweeps - often - house - yard



she - her - rides - usually - school - to - bicycle



she - lunch - healthy food - eats - for - always

ANSWER KEY

- She always reads book.
- She always makes her bed in the morning.
- She always brushes her teeth.
- She often sweeps the yard house.
- She usually rides her bicycle to school.
- She always eats healthy food for lunch.



Vocabulary

The following is a list of vocabulary frequently used in activities 4. Teachers can provide this to students as a reference for comprehending reading texts and enhancing writing skills.

The teacher asks the students to memorize these 5 vocabulary !

VOCABULARY

WORD	MEANING
Always	Selalu
Bed	Tempat tidur
Bicycle	Sepeda
Brush	Sikat
Eat	Makan
Healthy food	Makanan sehat
Lunch	Makan siang
Make	Membuat
Morning	Pagi
Often	Sering
Read	Membaca
Ride	Berkendara
Sweep	Menyapu
Teeth	Gigi
Yard	Halaman



Main Activity

In activity 5 on page 5, the teacher provides incomplete sentence questions.

SIMPLE PRESENT TENSE 5

TESTING HYPOTHESIS

The teacher divides the students into several groups and instructs them to complete the sentences by choosing the correct words from the given word list, then writing their answers in their respective notebooks.



The teacher gives students the opportunity to present their group work in front of the class.

TESTING HYPOTHESIS



Activity 5

Complete the sentences correctly using the words in the box and write the correct answer in your notebook!



- Example**
- After breakfast, Nisa rides her bicycle to school.
 - During the lunch break, Nisa often spends time in the school garden with her _____.
 - Nisa is always excited when _____ joins extracurricular activities such as the theater club and swimming club.
 - Nisa often _____ her homework after school to ensure understanding of the material.
 - When Nisa comes home, she usually _____ parents by preparing dinner and cleaning the house.
 - Nisa makes time to play the guitar and write in _____ personal journal before going to bed.

rides she
helps her
does friends



Answer Key for Activity 5

ANSWER KEY

1. After breakfast, Nisa rides her bicycle to school.
2. During the lunch break, Nisa often spends time in the school garden with her friends
3. Nisa is always excited when she joins extracurricular activities such as the theater club and swimming club.
4. Nisa often does her homework after school to ensure understanding of the material.
5. When Nisa comes home, she usually helps parents by preparing dinner and cleaning the house.
6. Nisa makes time to play the guitar and write in her personal journal before going to bed.



Closing Activity



In Activity 6 on page 6, the teacher divides the students into groups and guides students to conclude what they have learned. Students are asked to write their opinions about the material, what they understand, and what they find difficult to understand.



FORMULATING CONCLUSION

The teacher gives students the opportunity to present their group work in front of the class.



FORMULATING CONCLUSION

SIMPLE PRESENT TENSE

6



Activity 6

Please conclude what you have learned. Write down your opinion about the material, what you understand, and what you find difficult to understand in the material!



OUR JOURNEY



Opening Activity

- Before starting the lesson, the teacher invites the students to recite a prayer together.
- Next, the teacher conducts a pre-teaching activity in the form of an ice breaker.

This ice breaking activity is called chain motion message.

How to play:

1. Students are divided into two groups then lined up.
2. The teacher provides information related to daily activities to students who are in the back row.
3. Then the student provides information using body movements to friends who are in front of him.
4. The movement continues to be repeated until the second-to-last student.
5. then the last student's task is to conclude what movements are meant from his friends.
6. Scan the QR brought to see how to do the "chain motion message" ice breaking.

Clearly explaining what is expected of the students after the lesson. Read together with the students the learning objectives stated on page iii. For example: : after this lesson you will be able to apply social functions in communication, including how to interact politely and effectively with others in your daily lives.



SCAN HERE



Opening Activity

Starting from the orientation stage on page 1, learning begins by posing open-ended questions. This aims to stimulate students to think more critically. Teacher can use simple questions as follows :



- What are the routine activities you do every day?
- Do you know the interrogative sentence in simple present tense?

Students are expected to formulate predictions or hypotheses regarding the answers to the questions posed during the orientation stage

ORIENTATION

ORIENTATION

SIMPLE PRESENT TENSE

7



Activity 7

1

What are the routine activities you do every day?

2

Do you know the interrogative sentence in simple present tense?





Main Activity



The teacher reads aloud a conversation from Activity 8 on page 8.



The teacher instructs the students to work in pairs, then listen and repeat the conversation.



FORMULATING PROBLEM

FORMULATING PROBLEM

SIMPLE PRESENT TENSE 8

Activity 8

Listen to the dialogue below and repeat after your teacher!

Good morning, Adnan! How do you usually start your day?

Good morning! I typically wake up at 5 am to perform the dawn prayer and then proceed to read the Quran. At 6 am, I brush my teeth and wash my face before taking a shower and getting dressed. Finally, I gather with my family for breakfast.

That's great! What do you do after that?

After that, I leave for school at around 7.30 in the morning and usually take the school bus to go to school.

What do you do after school?

After school, I usually attend extracurricular activities like basketball practice or music club.

That sounds fun! What time do you usually finish your activities?

It depends on the activity, but I usually finish around 5 or 6 in the evening. In the evenings, I usually do my homework and then relax by reading.

Thanks for sharing, Adnan!

You're welcome! It was nice talking to you too.



Main Activity

Next, in Activity 9 on page 9, the teacher instructs the students to work in pairs, and then pay attention to several pictures.

The teacher instructs the students to answer the question by marking each statement as true or false based on the picture.

SIMPLE PRESENT TENSE

9



Activity 9

Look at the pictures and give a mark to the right and wrong answer based on the picture!



Example
He usually takes the motorcycle to go to school.



He does not get dressed in neat and clean clothes.



He consistently performs his prayers on time.



He sometimes plays basketball.



He always does his homework.



He does not take a morning shower.



Vocabulary

The following is a list of vocabulary frequently used in activities 9. Teachers can provide this to students as a reference for comprehending reading texts and enhancing writing skills.

The teacher asks the students to memorize these 5 vocabulary !

VOCABULARY

WORD	MEANING
Basketball	Bola Basket
Clean	Bersih
Clothes	Pakaian
Consistently	Secara konsisten
Dress	Berpakaian
Homework	Pekerjaan rumah
Morning	Pagi
Motorcycle	Sepeda motor
On time	Tepat waktu
Performs	Melakukan
Play	Bermain
Prayer	Shalat
Sometime	Kadang-kadang
Shower	Mandi



Answer Key for Activity 9



ANSWER KEY

- ☒ He usually takes the motorcycle to go to school
- ☒ He does not get dressed in neat and clean clothes
- ☐ He consistently performs his prayers on time
- ☐ He sometimes plays basketball
- ☐ He always does his homework
- ☒ He does not take a morning shower



Main Activity

In Activity 10 on page 10, the teacher directs students to look back at the conversation in activity 8.



The teacher instructs the students to work in pairs and write a list of interrogative sentences based on the dialogue.



Activity 10

Pay attention to the dialogue in activity 8 and make a list of interrogative sentences based on the dialogue. Write down your answer!

- ☐ How do you usually start your day? **Example**
- ☐ _____
- ☐ _____
- ☐ _____
- ☐ _____
- ☐ _____
- ☐ _____
- ☐ _____

ANSWER KEY

- How do you usually start your day?
- What do you do after that?
- What do you do after school?
- What time do you usually finish your activities?



Vocabulary

The following is a list of vocabulary frequently used in activities 10. Teachers can provide this to students as a reference for comprehending reading texts and enhancing writing skills.

The teacher asks the students to memorize these 5 vocabulary!

VOCABULARY

WORD	MEANING
Around	Sekitar
Brush	Sikat
Dawn Prayer	Shalat subuh
Depends	tergantung
Evening	Malam
Extracurricular	Ekstrakurikuler
Face	Wajah
Fun	Menyenangkan
Gather	Berkumpul
Leave	Pergi
Music club	Klub musik
Nice	Bagus
Talking	Berbicara
Taking a shower	Mandi
Wash	Mencuci



Main Activity

In Activity 11 on page 11, the teacher divides the students into several groups.



SIMPLE PRESENT TENSE

11



Activity 11

Make a list of daily routines in groups, where the role of each group member is to provide information to the other groups and the other groups ask questions!

TESTING HYPOTHESIS

The teacher asks the students to create a list of daily routines. Each group member is assigned the role of providing information to other groups, while other groups ask questions."

TESTING HYPOTHESIS





Closing Activity



In Activity 12 on page 12, the teacher divides the students into groups and guides students to conclude what they have learned. Students are asked to write their opinions about the material, what they understand, and what they find difficult to understand.



The teacher gives students the opportunity to present their group work in front of the class.



Activity 12

Please conclude what you have learned. Write down your opinion about the material, what you understand, and what you find difficult to understand in the material.

OUR JOURNEY



SUMMARY



Simple present tense adalah tenses yang umum digunakan dalam teks deskriptif. **Simple present tense** adalah bentuk waktu dalam bahasa Inggris yang digunakan untuk menyatakan kebiasaan, kebenaran umum, atau situasi yang masih berlaku.

(+) Kalimat Positif

Subject

I / you / we / they
he / she / it

+

Verb1

speak
speaks

Example

I Speak English
He Speaks English
They live in London
She Lives in Paris

(-) Kalimat Negatif

Subject

I / you / we / they
he / she / it

Auxiliary

don't
doesn't

Verb1

speak
Need

Example

I don't speak English
She doesn't speak English

(?) Kalimat Tanya

Auxiliary

Do
Does

+

Subject

I / you / we / they
he / she / it

+

Verb1

Speak
Need

Example

Do you speak English?
Does he speak English?



Note:

kata kerja orang ketiga membutuhkan "s" diakhir dalam kalimat positif. Sebaliknya kalimat tanya dan kalimat negatif tidak membutuhkan "s" diakhir.

- Kita menambahkan -es untuk kata kerja berakhiran -ss, -sh, -ch, -x, -o.
Contoh: I watch = I watches
- Kita mengubah kata kerja huruf terakhir konsonan -y menjadi -ies
Contoh: I cry = He cries
- Namun kata kerja huruf terakhir vowel -y kita menambahkan -s seperti biasanya
Contoh: I play = I plays



Time Signal

- Sometimes/ kadang-kadang
- Usually/ Biasanya
- Once a week/ sekali seminggu
- Every.../ setiap....
- Always/ selalu
- Often/ sering
- Seldom/ jarang
- Never/ tidak pernah



DICTIONARY

V1	V2	V3	Meaning
Achieve /əʃi:v/	Achieve /əʃi:v/	Achieved /əʃi:vd/	Mencapai
Attend /ətend/	Attended /ətendɪd/	Attended /ətendɪd/	Menghadiri
Back /bæk/	Backed /bækt/	Backed /bækt/	Melindungi
Clean /kli:n/	Cleaned /kli:nd/	Cleaned /kli:nd/	Membersihkan
Come /kʌm/	Came /keɪm/	Come /kʌm/	Datang
Develop /dɪveləp/	Developed /dɪveləpt/	Developed /dɪveləpt/	Mengembangkan
Discuss /dɪskʌs/	Discussed /dɪskʌst/	Discussed /dɪskʌst/	Membahas
Educate /ɛdʒukeɪt/	Educated /ɛdʒukeɪtɪd/	Educated /ɛdʒukeɪtɪd/	Mendidik
Ensure /ɪnʃʊr/	Ensured /ɛnʃʊrd/	Ensured /ɛnʃʊrd/	Memastikan
Finish /fɪnɪʃ/	Finished /fɪnɪʃt/	Finished /fɪnɪʃt/	Menyelesaikan
Get /ɡet/	Got /ɡɒt/	Gotten /ɡɒtn/	Mendapatkan
Go /ɡoʊ/	Went /went/	Gone /ɡɒn/	Pergi
Help /help/	Helped /helpt/	Helped /helpt/	Membantu
Interest /ɪntrəst/	Interested /ɪntrəstɪd/	Interested /ɪntrəstɪd/	Menarik Perhatian
Join /dʒɔɪn/	Joined /dʒɔɪnd/	Joined /dʒɔɪnd/	Bergabung
Learn /lɜ:rn/	Learned /lɜ:rnd/	Learned /lɜ:rnd/	Belajar
Note /nou/	Noted /noutɪd/	Noted /noutɪd/	Mencatat
Participate /pɑ:rtɪsɪpeɪt/	Participated /pɑ:rtɪsɪpeɪtɪd/	Participated /pɑ:rtɪsɪpeɪtɪd/	Berpartisipasi

DICTIONARY

V1	V2	V3	Meaning
Play /pleɪ/	Played /pleɪd/	Played /pleɪd/	Bermain
Prepare /prɪpeə/	Prepared /prɪpeəd/	Prepared /prɪpeəd/	Mempersiapkan
Ride /raɪd/	Rode /roud/	Ridden /ɪdn/	Mengendarai
Spend /spend/	Spent /spɛnt/	Spent /spɛnt/	Menghabiskan
Swim /swɪm/	Swam /swæm/	Swum /swʌm/	Berenang
Take /teɪk/	Took /tuk/	Taken /teɪkən/	Mengambil
Teach /ti:tʃ/	Taught /tɔ:t/	Taught /tɔ:t/	Mengajar
Try /traɪ/	Tried /traɪd/	Tried /traɪd/	Mencoba
Understand /ˌʌndərstaend/	Understood /ˌʌndərstʊd/	Understood /ˌʌndərstʊd/	Memahami
Vary /veri/	Varied /vɛrɪd/	Varied /vɛrɪd/	Berbagai
Wake /weɪk/	Woke /wouk/	Woken /woukən/	Bangun
Watch /wɒtʃ/	Watched /wɒtʃt/	Watched /wɒtʃt/	Menyaksikan
Wash /wɒʃ/	Washed /wɒʃt/	Washed /wɒʃt/	Mencuci
Write /raɪt/	Wrote /rouɪt/	Written /rɪtɪn/	Menulis

DICTIONARY

Noun	Meaning	Noun	Meaning
Activity /æktɪvɪti/	Aktifitas	Lunch /lʌntʃ/	Makan Siang
Art /ɑːt/	Seni	Math /mæθ/	Matematika
Bicycle /baɪsɪkəl/	Sepeda	Milk /mɪlk/	Susu
Club /klʌb/	Klub	Morning /ˈmɔːnɪŋ/	Pagi
Dinner /ˈdɪnər/	Makan Malam	Music /ˈmjuːzɪk/	Musik
Education /ˌedʒʊkeɪʃən/	Pendidikan	Plate /pleɪt/	Piring
English /ˈɪŋɡlɪʃ/	Bahasa Inggris	Porridge /ˈpɒrɪdʒ/	Bubur
Example /ɪɡˈzæmpəl/	Contoh	Pair /peər/	Pasangan
Fields /fildz/	Bidang	Picture /ˈpɪktʃər/	Gambar
Friend /frɛnd/	Teman	School /skuːl/	Sekolah
Garden /ˈɡɑːdn/	Taman	Science /saɪəns/	Ilmu Pengetahuan
Glass /glæs/	Gelas	Shower /ˈʃaʊər/	Mandi
Guitar /ɡɪtər/	Gitar	Sport /spɔːrt/	Olahraga
Homework /ˈhəʊm wɜːk/	Pekerjaan Rumah	Student /ˈstjuːdnt/	Siswa/Siswi
House /haʊs/	Rumah	Teacher /ˈtiːtʃər/	Guru
Interest /ˈɪntrəst/	Minat	Talent /ˈtælənt/	Bakat
Journal /ˈdʒɜːnəl/	Jurnal	Theater /ˈθiːətər/	Teater
Lesson /ˈlesən/	Pelajaran	Time /taɪm/	Waktu

DICTIONARY

Adjective	Meaning	Adverb	Meaning
Active /æktiv/	Aktif	Always /ɔ:lweɪz/	Selalu
Complete /kəmpli:t/	Menyelesaikan	Also /ɔ:lsoʊ/	Juga
Daily /deɪli/	Harian	Before /bɪfɔːr/	Sebelum
Early /ɜːrli/	Awal	Carefully /ˈkeɪfli/	Dengan hati hati
Healthy /helθi/	Sehat	Full /fʊl/	Penuh
Personal /pɜːrsənəl/	Pribadi	Never /nevər/	Tidak Pernah
Regular /ˈregjələr/	Teratur	Often /ɔːfən/	Sering
Various /ˈvɛəriəs/	Berbagai	Regularly /ˈregjələrli/	Secara Teratur
		Sometimes /sʌmtaɪmz/	Kadang – Kadang
		Then /ðen/	Kemudian
		Usually /juːʒuəli/	Biasanya
		Well /wel/	Dengan baik

REFERENCES

Pictures

<https://www.canva.com>



Materials Concept

1. Buku Guru Bahasa Inggris "When English Rings a Bell" Kelas VIII SMP/MTs. Kementrian Pendidikan dan Kebudayaan Republik Indonesia 2017.
2. Bahramsyah, A. (2023). Developing Inquiry Learning Model-Based Elt Material Of " Simple Present Tense " Unit For The Eighth Grade Students Of Islamic Boarding School Abnaul Amir Gowa.
3. Hart, B., Puchta, H., Stranks, J., & Lewis-Jones, P. (2015). Think 2 Teacher's Book. Cambridge University Press.
<https://www.slideshare.net/slideshow/think-2-teachers-book/255857490>.
4. <https://id.scribd.com/document/765236403/1-Rubrik-Penilaian>
5. https://youtu.be/MRN_xTfH4DM?si=OYyE6YwA6ldRYNII
6. <https://youtu.be/vhpqoD0j7Nk?si=cLls5EcuYI-xnK4S>

STUDENTS' DAILY ACTIVITIES

Simple Present Tense

CONSULTANTS

Prof. Dr. Hj. Mardiana, M.Hum
Multazam Abubakar, M.Hum

EXAMINERS

Indah Fadhilah Rahman, M.Hum
Andi Asmawati, S.Pd., M.Pd.

VALIDATORS

Subhan Rahmat, S.Pd., M.Pd
Nur Azisah Azis, S.Pd., M.Hum

AUTHOR

Mutmainna

APPENDIX VIII
DOCUMENTATION IN COLLECTING DATA THROUGH
INTERVIEWS WITH TEACHER





CURRICULUM VITAE



Mutmainna was born on June 06, 2002 in Bongli, Enrekang. She is the second child of Junasang and Jumila, and has an older brother named Mukzidin and two younger sisters named Musriana and Almaida. In 2008, Mutmainna began her education at TK Aisiyah Lo'ko and completed her studies in 2009. She then attended SDN 177 Lo'ko and graduated in 2015, then continued her studies at MTs and MA at one of the boarding schools in Enrekang, namely Rahmatul Asri modern boarding school. She completed her studies at the boarding school in 2021. Next, in the subsequent years, Mutmainna pursued her higher education at Alauddin State Islamic University Makassar. She enrolled in the Faculty of Tarbiyah and Keguruan, specifically in the English Language Education Department, and remained a student there from 2021 to 2025.

