

**DEVELOPING SUGGESTED ELT MATERIAL BASED ON RELIGIOUS
MODERATION FOR THE ELEVENTH GRADE STUDENTS AT
MAS MADANI ALAUDDIN PAO-PAO:
EXPLANATIONS UNIT**



A THESIS

Submitted in Partial Fulfilment of Requirements for The Degree of Sarjana
Pendidikan (S.Pd) of English Education Department Faculty of Tarbiyah and
Teacher Training Universitas Islam Negeri Alauddin Makassar

By:

QURRATA A'YUNIN HAMKA
Reg. Number: 20400120072

**ENGLISH EDUCATION DEPARTMENT
THE FACULTY OF TARBIYAH AND TEACHER TRAINING
UNIVERSITAS ISLAM NEGERI ALAUDDIN MAKASSAR
2025**

PERNYATAAN KEASLIAN SKRIPSI

Mahasiswa yang bertanda tangan di bawah ini:

Nama : Qurrata A'yunin Hamka
NIM : 20400120072
Tempat/Tanggal Lahir : Sinjai, 08-Februari-2001
Jurusan/Prodi/Konsentrasi: Pendidikan Bahasa Inggris
Fakultas/Pascasarjana : Tarbiyah dan Keguruan
Alamat : Jl. A. Pangeran Pettarani
Judul : *Developing Suggested ELT Material Based
on Religious Moderation for the Eleventh
Grade Students at MAS Madani Alauddin
Pao-Pao: Explanation Text Unit*

menyatakan dengan sesungguhnya dan penuh kesadaran bahwa skripsi ini benar adalah hasil karya sendiri. Jika di kemudian hari terbukti bahwa ia merupakan duplikat, tiruan, plagiat, atau dibuat oleh orang lain, sebagian atau seluruhnya, maka skripsi dan gelar yang diperoleh karenanya batal demi hukum.

Gowa, 07 Juli 2025

Penyusun,

Qurrata A'yunin Hamka
NIM: 20400120072

PENGESAHAN SKRIPSI

Skripsi berjudul *"Developing Suggested ELT Material Based on Religious Moderation for the Eleventh Grade Students at MAS Madani Alauddin Pao-Pao: Explanation Text Unit"* yang disusun oleh Saudari Qurrata A'yunin Hamka, NIM: 20400120072, mahasiswa Program Studi Pendidikan Bahasa Inggris Fakultas Tarbiyah dan Keguruan UIN Alauddin Makassar, telah diuji dan dipertahankan dalam sidang Ujian Skripsi (Munaqasyah) yang diselenggarakan pada hari Jum'at, tanggal 20 Juni 2025. bertepatan dengan tanggal 24 Dzulhijah 1446 H, dinyatakan telah dapat diterima sebagai salah satu syarat untuk memperoleh gelar Sarjana Pendidikan pada Jurusan Pendidikan Bahasa Inggris dengan beberapa perbaikan.

Gowa, 7 Juli 2025

DEWAN PENGUJI: Nomor SK 209 Tahun 2025

Ketua Sidang : Dr. Sitti Nurpahmi, S.Pd., M.Pd.

Sekretaris Sidang : Dr. Azizul Hakim M.Pd.I.

Penguji I : Prof. Dr. Hj. Mardiana, M.Hum.


Penguji II : Multazam Abubakar, M.Hum.

Pembimbing I : Nur Aliyah Nur, M.Pd.

Pembimbing II : Masykur Rauf, M.Pd.



Disahkan Oleh:
Dekan FTK UIN Alauddin Makassar,



Dr. H. Andi Achruh, M.Pd.I.
NIP 196609081994031002

ACKNOWLEDGEMENT



Alhamdulillah Rabbil Alamin, the researcher would like to express her deepest gratitude to the almighty Allah *subhanahu wa ta'ala.*, the only provider, the most merciful who gives her guidance, inspiration, and good health for all time to conduct the writing of this thesis. Also, *shalawat* and greetings are always delivered to our great Prophet *Muhammad shalallahu alaihi wassalam.*, who has brought us from the darkness to the lightness, from the bad moral to the good moral, and from the Jahiliyah era to the Islamic era.

During the writing of this thesis, the researcher received much assistance from several people, for their valuable guidance, correction, suggestion, advice, and golden support. Without them, the writing of this thesis would never be possibly completed. Therefore, the researcher would like to express the greatest thanks and appreciation for these people, especially :

1. The researcher's father **Hamka Darma S.H., MH.** And her heavenly door, her mother **Dharmawat Syamsuddin S.Ag, M.Pd.I**, a great person who has always been the strongest encouragement, and as the main reason for researcher to move forward to complete her work. Thank you for always giving infinite love and always providing endless support. Thank you for always fighting for the researcher life.

Thank you for all the prayers and support. Always be healthy and Live longer, and must always be there in every journey and achievement of the researcher life.

2. The researcher's siblings **Ainun Mardiyah Hamka, Nurul Izza Hamka, Raisa Latifah Hamka**, who always provide endless enthusiasm for her first Sister and are always the reason for the researcher to move forward and succeed in the future because older siblings are examples and reflections for their younger siblings.
3. To the rector of UIN Alauddin Makassar, **Prof. H. Hamdan Juhannis, M.A., Ph.D.**, and all his vices, for providing an institutional home with all facilities during the study process of the researcher.
4. To the **Dr. H. Andi Achruh AB. Passinringi, M.Pd.I.**, and all his vices, the dean of Tarbiyah and Teacher Training Faculty, for the generosity and assistance during the study of the researcher.
5. To the head of the English Education Department **Dr. Sitti Nurpahmi, M.Pd.**, and the secretary, **Nur Aliyah Nur, M.Pd.**, along with all the lecturers and the administration staff, for the kindness, guidance, and cooperation all these times.
6. To the first supervisor of the researcher's, **Masykur Rauf, M.Pd.**, who has provided comments, corrections, advice, guidance, knowledge, and generous support to the researcher while completing this research.
7. To the second supervisor of the researcher's, **Nur Aliyah Nur, M.Pd.**,

who was very patient in guiding and taking her time to provide comments, corrections, suggestions, guidance, knowledge, and generous and support to the researcher while completing this research.

8. To the examiners of the researcher's, **Dr. Hj. Mardiana, M.Hum.**, and **Multazam Abubakar M.Hum.**, who have provided corrections, additions, and suggestions to the researcher in making improvements for the final result of this thesis.
9. To her Best friend of all the best **A. Rahmatullah** whose presence is no less important in the researcher's lecture process. Which is one of the encouragements because it is always there in joy and sorrow and never stops providing encouragement and support and assistance both in energy, thought, material and time. Thank you very much for being part of her life journey, contributing a lot in writing this thesis. For being a home where she complain when she was tired, being a good listener, entertaining, a good advisor, always provide assistance and encouragement to never give up. May Allah replace many times over and always succeed in the future for both of us.
10. To her beloved friends, **Nur Aolia Natasyah** and **Aldi Anggara**. Thank you for being with the researcher's until the end. So that the researcher can complete this thesis. Thank you for being willing to patiently and sincerely spend a lot of time, support and assistance to the researcher so that the researcher can complete the writing of

this thesis.

11. Many thanks to all the amazing friends at English Education Department 2020 especially her classmates, PBIC, thank you for your help, support and encouragement all this time, let's succeed together in the future.

12. All of the people around the researcher's life who could not be mentioned one by one by the researcher that have given a lot of inspiration, motivation, spirit and do'a .

The researcher realizes that the writing of this thesis is far from perfection. Remaining errors are the researcher own; therefore, constructive criticisms and suggestions will be highly appreciated. May all the efforts are blessed by Allah *subhanahu wa ta'ala. Aamiin Allahumma Aamiin*

Samata, 11 Mei 2025

Researcher,

Qurrata A'yunin Hamka

LIST OF CONTENT

PERNYATAAN KEASLIAN SKRIPSI	i
ACKNOWLEDGEMENT	iii
LIST OF CONTENT.....	vii
LIST OF TABLES.....	ix
LIST OF FIGURES.....	x
CHAPTER I INTRODUCTION.....	1
A. Research Background.....	1
B. Research Focus and Descriptions.....	7
C. Research Questions	8
D. Previous Studies	9
E. Research Objectives And Significances.....	12
F. Product Specification.....	15
CHAPTER II LITERATURE REVIEW	16
A. ELT Material	16
B. Material Development.....	17
C. Religious Moderation	19
D. Explanations.....	20
E. The Basic Competence of Explanation Text Unit for the Eleventh Grade at MAS Madani Alauddin Pao-Pao	23
F. Research and Development: ADDIE Model	24
G. Conceptual Framework.....	26
CHAPTER III RESEARCH METHOD	31
A. Type and Location of Research.....	31
B. Research Approach.....	32
C. Research and Development Design.....	32
D. Data Sources.....	33
E. Data Collection Procedures.....	35
F. Research Instruments	38

G. Data Analysis Techniques	40
CHAPTER IV	43
A. The Result of The Analysis Phase	43
B. The Result of The Product Design	55
C. The Result of Development Phase	66
D. English Textbook Before and After Revision.....	93
E. The Result of Validation	96
F. Research Limitation.....	112
CHAPTER V CLOSING.....	113
A. Conclusion	113
B. Recommendation.....	115
C. Implication	115
BIBLIOGRAPHY	116
SOURCES IN DEVELOPED MODULE.....	121
DOCUMENTATION	203

LIST OF TABLES

Table 2. 1 Basic competence of explanation text unit for the second semester of the eleventh grade students at MAS Madani Alauddin Pao-Pao	39
Table 3. 1 Data Sources	50
Table 3.2 Research Timeline	51
Table 4.1 The Result of Organization Material.....	62
Table 4.2 The Result of Content Materials.....	63
Table 4.3 The Result of Students' Characteristics.....	65
Table 4.4 The List of Need Inventory.....	66
The List of Need Inventory	66
Table 4.5 Time Allocation.....	81
Table 4.6 Validators' suggestion on the developed textbook.....	117
Table 4.7 Module before and after revision	118
Table 4.8 Validation result of blueprint.....	120
Table 4.9 Content feasibility.....	124
Table 4.10 Presentation feasibility	128
Table 4.11 Language feasibility.....	131
Table 4.12 Graphic feasibility	133

LIST OF FIGURES

Figure 4.1 the Currently Used Book	68
Figure 4.2 the currently used book.....	68
Figure 4.3 the currently used book.....	69
Figure 4.4 the currently used book.....	69
Figure 4.5 the currently used book.....	70
Figure 4.6 the currently used book.....	71
Figure 4.7 cover page	85
Figure 4.8 page i standar competencies and basic competencies	87
Figure 4.9 page ii learning objectives and learning outcomes.....	90
Figure 4.10 page 1 determine the topic.....	91
Figure 4.11 page 2 determine the topic	92
Figure 4.12 page 3 determine the topic	94
Figure 4.13 page 4 determine the topic	95
Figure 4.14 page 5,6 pre-communication	97
Figure 4.15 page 7 and 8 pre-communication	99
Figure 4.16 page 9 and 10 pre-communication.....	99
Figure 4.17 page 11 pre-communication	101
Figure 4.18 page 12 and 13 determine the basic question	102
Figure 4.19 page 14 determine the basic question	103
Figure 4.20 page 15 and 16 determine the basic question	104
Figure 4.21 page 17 design the project plan.....	106
Figure 4.22 page 18 design the project plan.....	107
Figure 4.23 page 19 the result.....	108
Figure 4.24 page 20 evaluating experience.....	110
Figure 4.25 page 21 and 22 evaluating experience.....	111
Figure 4.26 page 23 word list	113
Figure 4.27 page 24 and 25 summary	115

ABSTRACT

Name : Qurrata A'yunin Hamka

NIM : 20400120072

**Title : Developing Suggested ELT Material Based on Religious
Moderation for The Eleventh Grade Students at MAS Madani
Alauddin Pao-Pao**

The purpose of this study is to find out what students need about religious moderation-based ELT materials for students in grade eleven at MAS Madani Alauddin Pao-Pao, as well as to design, develop, and evaluate religious moderation-based ELT materials for students in grade XI at MAS Madani Alauddin Pao-Pao on Explanation Text material.

The researcher used the R&D method by using the ADDIE model as an instructional design, development, implementation, and evaluation are the five steps of the ADDIE model, In which all ADDIE steps have been carried out by the researcher except the implementation stage. Due to time constraints, the researcher did not carry out the implementation stage.

At the analysis stage, the teacher of class XI of MAS Madani Alauddin Pao Pao was interviewed and analyzed the needs of 30 students of class XI MAS Madani Alauddin Pao-pao to determine the learning objectives and needs of students. After that, the researcher made a syllabus design, that integrates the important elements of the module created. At the development stage, textbooks based on the four indicators of religious moderation were developed. The textbook was validated based on four aspects of textbook eligibility proposed by BNSP (National Education Standards Agency). The textbook scored 3.91 for content feasibility, 3.89 for presentation feasibility, 4 for language feasibility, and 4.16 for graphical feasibility from the validators.

After going through several evaluation and improvements, the results showed that the textbook can be used as an alternative ELT material that focuses on discussing explanation text. This textbook is expected to help teachers increase students' passion for learning, direct students to meaningful learning, and improve students' moderate character. The researcher hopes that the developed ELT materials will be widely used in schools by reflecting a meaningful desire for language and character development.

Keywords: Development, ELT Material, Religious Moderation, Explanation Text, ADDIE model

CHAPTER I

INTRODUCTION

A. *Research Background*

In the global landscape, characterized by its diversity and interconnectedness, the promotion of religious moderation, particularly within the Islamic framework referred to as "*wasatiyyah* (moderation)," has become increasingly crucial. *Wasatiyyah* is a concept deeply rooted in Islamic teachings, emphasizing the principles of balance, tolerance, and respect for diverse societies. It serves as a counterforce against extremism, advocating for a harmonious coexistence among individuals and communities of various religious backgrounds. As societies grapple with the challenges posed by religious polarization and radicalization, nurturing values that encourage moderation becomes essential, especially in the formative years of students. The concept of *wasatiyyah* finds resonance in the Quran, the holy book of Islam, which repeatedly emphasizes the importance of balance and moderation in various aspects of life. For instance, in Surah Al-Baqarah (2:143),

الَّتِي الْقِبْلَةَ جَعَلْنَا وَمَا ۖ عَلَيْكُمْ شَهِيدًا الرَّسُولُ وَيَكُونُ النَّاسُ عَلَى شُهَدَاءَ لَتَكُونُوا وَسَطًا أُمَّةً جَعَلْنَاكُمْ وَكَذَلِكَ
الْخَاشِعِينَ عَلَى إِلَّا لَكَبِيرٌ وَإِنَّهُ ۖ عَقَبِيهِ عَلَى يَنْقَلِبُ مِمَّنْ الرَّسُولُ يَنْبَغُ مَنْ لِنَعْلَمَ إِلَّا عَلَيْهَا كُنْتَ

Translation:

“And thus We have made you (the Islamic community) a justly balanced community, that you may be witnesses over mankind and the Messenger (Muhammad) may be a witness over you. And We did not make the Qiblah which you used to face except that We might make evident who

would follow the Messenger from who would turn back on his heels. Indeed, it was a difficult [test] except for those whom Allah has guided. And Allah is not to waste your faith (reward of faith). Surely, Allah is ever Compassionate and Merciful”.

This passage elucidates several principles of religious moderation in Islam. Muslims are encouraged to uphold the Middle Path, avoiding extremism and fanaticism, while also being Witnesses unto Mankind. They have a responsibility to bear witness to human actions, uphold truth, and prevent wrongdoing. Additionally, Muslims are called to practice Justice and Choice, being just and exemplary in their conduct to serve as role models for other communities. Tolerance is emphasized, urging Muslims to embrace differences and respect others. Seeking Guidance from Allah is advised to avoid straying from the right path.

In the realm of English Language Learning, teachers can utilize these verses as a foundation for instilling values of religious moderation in students. They can integrate these principles into learning materials, emphasizing tolerance, mutual respect, and cooperation. Moreover, teachers can encourage students to utilize English to promote messages of peace and interfaith tolerance, providing real-life examples of how Muslims around the world apply religious moderation in their lives. This approach not only enhances language skills but also fosters a deeper understanding of cultural values and promotes global citizenship.

The development of educational tools, specifically within the domain of English Language Teaching (ELT), becomes pivotal in instilling these values of

moderation in young minds. Such materials can serve as a bridge between cultural and linguistic gaps, facilitating a nuanced understanding of Islamic teachings and promoting a worldview that embraces diversity. By integrating Quranic verses and their translations into ELT materials, students can gain insights into the Islamic perspective on moderation, tolerance, and coexistence. The objective is not only to impart language skills but also to cultivate a mindset that appreciates and respects different religious beliefs.

In crafting ELT materials for the promotion of religious moderation, the emphasis should be on presenting a balanced narrative that reflects the true spirit of Islamic teachings. This involves selecting Quranic verses that underline the principles of justice, compassion, and understanding. Moreover, the translations should be nuanced and culturally sensitive to accurately convey the intended message without misinterpretation. Incorporating stories and anecdotes from Islamic history that exemplify the virtues of moderation can further enhance the educational impact.

In conclusion, fostering religious moderation through educational means, especially within the Islamic context of *wasatiyyah*, is imperative in today's interconnected world. Drawing inspiration from the Quran and its teachings on balance and tolerance, the development of specialized ELT materials offers a constructive avenue to instill these values in students. By integrating Quranic verses and their translations into these materials, educators can contribute to the cultivation of a generation that not only

possesses language proficiency but also embraces the principles of moderation, tolerance, and peaceful coexistence in an increasingly diverse global society.

The current challenges facing our global society are multifaceted, with one of the foremost concerns being the prevalence of religious extremism. This issue is fueled by a myriad of factors, including misinterpretations of religious texts and complex socio-political problems. One religious text that often falls victim to misinterpretation is the Qur'an, and it is imperative to approach its teachings with a nuanced understanding. Extremist ideologies, arising from distorted interpretations, pose a significant threat to global peace and harmony. To counteract these influences effectively, early education plays a pivotal role. It is crucial to implement educational programs that promote a balanced understanding of religious texts, emphasizing the values of tolerance, compassion, and peace.

Simultaneously, the inadequacy of existing English Language Teaching (ELT) materials exacerbates the challenge. Many standard ELT materials lack an explicit focus on religious values, and some may inadvertently perpetuate biases or stereotypes. A holistic approach to addressing this issue involves the development of specialized materials that not only teach language skills but also incorporate explicit discussions on religious moderation. Integrating religious values into language learning can contribute to fostering a more harmonious global society.

Furthermore, the challenge extends to the realm of cultural sensitivity and diversity. It is crucial to recognize that religious understanding and moderation can vary significantly across different cultures and contexts. In the context of the Qur'an, acknowledging its diverse interpretations among Muslims worldwide is essential. Developing ELT materials that are culturally sensitive and adaptable to various student backgrounds becomes paramount. This involves incorporating diverse perspectives, narratives, and examples that resonate with students from different cultural and religious backgrounds. By doing so, educators can create an inclusive learning environment that respects and celebrates cultural and religious diversity.

In navigating these challenges, the Qur'an provides a foundation for understanding Islam and fostering moderation. Translations of the Qur'an, when approached with scholarly accuracy and cultural sensitivity, can aid in dispelling misconceptions and promoting a more nuanced comprehension of Islamic teachings. It is crucial to emphasize the verses that encourage peace, tolerance, and coexistence, thereby countering extremist interpretations. Education, guided by an accurate understanding of religious texts such as the Qur'an, serves as a powerful tool in promoting a global society where diversity is celebrated, and religious extremism finds no fertile ground.

MAS Madani Alauddin Pao-Pao stands out as a distinguished Islamic boarding school that prioritizes delivering a comprehensive education by seamlessly blending religious principles with academic excellence. This

institution has firmly committed itself to cultivating a holistic learning environment for its students, wherein Islamic teachings and values are integrated into every facet of their educational journey. Acknowledging the contemporary global context and the imperative to address the pressing challenges of interfaith understanding, MAS Madani Alauddin Pao-Pao has undertaken a proactive approach to foster religious moderation among its student body.

To achieve this goal, the school has embarked on a noteworthy initiative to develop innovative English Language Teaching (ELT) materials. These materials are intricately crafted to cater to the specific needs of the students, focusing on enhancing their linguistic proficiency while concurrently instilling values of religious tolerance, mutual respect, and moderation. By tailoring ELT materials to align with the overarching mission of promoting interfaith harmony, MAS Madani Alauddin Pao-Pao demonstrates its dedication to producing well-rounded individuals who are not only academically adept but also possess a deep understanding of religious diversity and the importance of fostering dialogue and respect among different faith traditions. This commitment reflects the school's vision of nurturing students who will emerge as not just knowledgeable individuals, but also as ambassadors of peace, understanding, and tolerance in an increasingly interconnected and diverse world.

B. *Research Focus and Descriptions*

1. Research Focus

This study focuses **on** the development of teaching materials for English Language Teaching (ELT) based on religious moderation for 11th-grade students at MAS Madani Alauddin Pao-Pao, particularly focusing on the Explanation unit.

2. Research Descriptions

a. Material Development

Materials development is the process of developing your own teaching materials. To develop their own teaching materials, someone who wants to develop teaching materials must carry out the process stages in developing teaching materials.

b. Suggested ELT Material

Suggested ELT Material Based on Religious Moderation: An intervention in the form of developing English teaching materials for grade XI high school at MAS Madani Alauddin Pao-Pao which integrates the concepts of religious moderation. This teaching material consists of lesson plans, learning modules, and student worksheets containing activities and assignments designed to encourage understanding and practice of religious moderation values in the context of English language learning.

c. Religious Moderation

The level of students' understanding of the concepts of religious moderation as measured through written tests covering aspects of knowledge, attitude and tolerance-related skills, inklusivitas, and inter-religious harmony. This test will be conducted before and after the intervention to see an increase in student understanding.

d. Explanation Text

Explanation Text is text that provides a clear explanation. The purpose of writing this text is to tell readers about how something works or why something happens. Usually, explanatory texts contain explanations of social, cultural and natural phenomena.

C. *Research Questions*

Based on the background of the research above, the research questions of this research are:

1. What are the students needs regarding the ELT material based on religious moderation for the eleventh grade students at MAS Madani Alauddin Pao-pao in the material of Explanation Text?
2. How is the design of the ELT material based on religious moderation for the eleventh grade students at MAS Madani Alauddin Pao-pao in the material of Explanation Text?

3. How is the development of the ELT material based on religious moderation for the eleventh grade students at MAS Madani Alauddin Pao-pao in the material of Explanation Text?
4. How is the evaluation result of the ELT material based on religious moderation for the eleventh grade students at MAS Madani Alauddin Pao-pao in the material of Explanation Text?

D. *Previous Studies*

Many previous studies have been conducted related to the development of ELT materials based on religious moderation. Researcher use these studies as guidelines and comparison materials for this study.

First, the research was conducted by Hilalia et al. (2020) entitled “Developing English Printed Material on Theme of Plant for Early Young Learners at Paud Terpadu Joy Kids Makassar”. The purpose of the research that the researchers intended to provide students with thematic English learning materials, especially in “plant” theme. This research was research and development (R&D) adapting ADDIE model that consists of analysis, design, development, implementation and evaluation.

Second, Pamessangi (2022) This research is classified into research and development and uses the ADDIE Model, the purpose of this research is to construct an Arabic textbook based on religious moderation. The test results show that the book that has been constructed with religious moderation can help students improve their Arabic language skills, in addition to improving

their Arabic language skills, the textbook also helps improve their understanding of religious moderation.

The third research was conducted by Ghufon (2022) entitled “Incorporating Religious Moderation Values Through English Language Teaching (ELT) Instructional Material to Prevent Religious Intolerance.” This research Used a qualitative case study design, this research involved four EFL teachers in an Islamic State University in Central Java, Indonesia, as research participants. The data of this research were collected through an in-depth interview with the four participants. The data of this research were then evaluated narratively. The findings of this research include some useful strategies for incorporating religiously moderate principles into English language teachings, such as (1) the EFL teachers integrate the values of religious moderation through the four language skills, i.e., listening, speaking, reading, and writing, (2) for listening and reading, the receptive skills; they carefully select the passages which contain the values of religious moderation, such as pluralism, for students to listen and read, and (3) for speaking and writing, the productive skills, they choose the topics about religious moderation, religious tolerance, and pluralism for speaking and writing activities.

Fourth, the research was conducted by Nirwana & Darmadali (2021) in their research “Instilling Religious Moderation Value in ELT through Cross-Cultural Understanding Course”. This research used a descriptive qualitative method. This research intended to embedding the values of religious

moderation in English language learning through cross-cultural understanding because cross-cultural understanding is appropriate for offering an understanding of culture and religion, especially in the context of multicultural Indonesian society.

Fifth, the other research is coming from Andriani & Puspitasari (2024) entitled "Integrating Religious Moderation Values in an English Course Book". The phases used in this research are the RND cycle developed by Borg and Gall. The purpose of the research is to develop an English course book integrated with religious moderation indicators in order to provide material that suits the interests and needs of students. The result of the research is the English course book developed includes comprehensive English skills and language components, and integrates religious moderation values.

Based on the five studies above, it shows that this study has one thing in common: They developed ELT materials based on religious moderation by applying the Research and Development method and using the Addie Model. On the other hand, the difference between this study and the previous studies is that this study specifically focuses on integrating religious moderation values into ELT materials for students in grade eleven. As a result, the researcher will develop religious moderation-based English teaching materials to complement the previous studies. This research will focus on creating teaching material modules using four indicators of religious moderation: national commitment, tolerance, non-violence, and accommodation.

E. *Research Objectives And Significances*

1. Research Objectives

Based on The Research question about, the objectives of this research are:

- a. To find out the students needs regarding the ELT material based on religious moderation for the eleventh grade students at MAS Madani Alauddin Pao-pao in the material of Explanation Text.
- b. To find out the design of the ELT material based on religious moderation for the eleventh grade students at MAS Madani Alauddin Pao-pao in the material of Explanation Text.
- c. To find out the development of the ELT material based on religious moderation for the eleventh grade students at MAS Madani Alauddin Pao-pao in the material of Explanation Text.
- d. To find out the evaluation result of the ELT material based on religious moderation for the eleventh grade students at MAS Madani Alauddin Pao-pao in the material of Explanation Text.

2. Research Significances

The research findings are expected to be useful information and to make a significant contribution to both theory and practice, as follows:

a. Theoretical Significance:

By describing a situation with vivid sentences in a livery manner this research will provide information about creating an explanatory text. In order for the description to attract the reader's attention, it should be presented in the easiest way possible. By incorporating religious moderation based on Curriculum 2013 with basic competencies 3.8 and 4.8, the explanatory text emphasizes its disclosure through a series of words. The aim is for students to improve their knowledge of explanatory texts while learning religious moderation.

b. Practical Significance

a. For Students:

- 1) Develop language skills: The materials can provide students with opportunities to practice and improve their English language skillsthrough engaging activities and tasks related to religious moderation. This can enhance their overall communication skills and critical thinking abilities.
- 2) Foster moderate values: By actively engaging with the materials, students can develop a deeper understanding and appreciation for religious moderation. This can promote tolerance, respect for diversity, and responsible citizenship in their personal lives and future careers.
- 3) Challenge and engage: The materials can offer students a platform to discuss complex topics related to religion and society in a safe and

respectful environment. This can encourage critical thinking, open-mindedness, and active participation in their own learning.

b. For Teachers:

- 1) Provide ready-to-use resources: The developed ELT materials can equip teachers with practical tools to integrate religious moderation into their English language lessons. This can save them time and effort in lesson planning while ensuring consistent delivery of moderate values.
- 2) Enhance teaching skills: Engaging with the materials and underlying principles can help teachers develop their skills in facilitating discussions on sensitive topics related to religion, culture, and social issues. This can promote more effective and engaging classroom interactions.
- 3) Promote professional development: The research process and subsequent materials can serve as a platform for professional development for teachers. Workshops and trainings based on the research can equip teachers with knowledge and skills to implement similar approaches in their own contexts.

c. For the Next Researcher

- 1) Innovative ELT Materials. This study yields innovative and contextual English Language Teaching (ELT) materials by integrating values of religious moderation into English language instruction. These materials can assist students in developing English language skills and understanding of religious moderation simultaneously.

2) Enhancing Tolerance and Understanding Among Religious Communities.

The ELT materials developed in this research are anticipated to enhance tolerance and understanding among religious communities among students. This is crucial for fostering a peaceful and harmonious society in Indonesia.

3) Boosting Motivation to Learn English. This research demonstrates that ELT materials based on religious moderation can enhance students' motivation to learn English. This is because the materials are relevant to students' daily lives and the values they hold.

F. Product Specification

1. The target of the product is the eleventh grade students at MAS Madani Alauddin Pao-Pao.
2. Module development will be tailored to units in the eleventh grade high school English subjects.
3. The module will be equipped with illustrations relevant to religious moderation in the learning material
4. The module display is more attractive with material that is easy for students to understand.
5. The material will be developed based on religious moderation tailored to students' daily activities.

CHAPTER II

LITERATURE REVIEW

A. ELT Material

Current English Language Teaching (ELT) materials still lack explicit integration of religious moderation values. This underscores the need for developing ELT materials grounded in religious moderation to aid students in comprehending and embodying these values in their daily lives. which is able to suit the needs of students, what students need so that students really ready to take part in the learning.

ELT materials are the backbone of English language education (Tomlinson & Masuhara 2018). To improve teaching and achieve students' expected learning outcomes, teaching materials are very important (Tonawanik & Donavanik 2019). According to Nurpahmi, Prasetyo, et al. (2023), relevant and high-quality ELT materials are essential for improving student learning outcomes. According to Tomlinson (2023), materials include anything which can be used to facilitate the learning of a language, that can be instructional, experiential, elicitive or exploratory, in that they can inform learners about the language, they can provide experience of the language in use, they can stimulate language use or they can help learners to make discoveries about the language.

The Instructional materials also enable teachers and students to participate in lesson sessions in an effective and active. Yaumi (2021) states

that teaching materials can include anything that helps students learn a language, including publications. This includes modules, worksheets, articles, journals, newspapers, textbooks, comics, handouts, posters, and publications. This module presents subject matter in the form of the smallest units so that it is easier for students to understand. Additionally, there are worksheets that provide students with the opportunity to try out the exercises presented in the module. (Aditia & Muspiroh, 2013).

B. *Material Development*

According to Tomlinson (2023), This module presents subject matter in the form of the smallest units so that it is easier for students to understand. Additionally, there are worksheets that provide students with the opportunity to try out the exercises presented in the module. Nurpahmi et al. (2023) stated that good and appropriate ELT material is very important because it influences the student learning process. The process of creating, assessing and evaluating learning materials is known as materials development (Khaeratunissa, 2023). according to Howard and Major (2004) Development has many advantages. The first component is teachers' ability to plan and modify their own teaching. Materials are used to correct the mismatch between the teaching context and the way they teach. The second is that the material contained will be superior because it is tailored to what students need and adjusted to the right level for certain students to be able to ensure challenges and appropriate success rates.

According to Tomlinson (2011) Everything that is done by individuals (writers, teachers, or students) to provide and utilize information and provide experience in using language that is designed is called material development. To improve language learning, we must identify student needs and learning objectives before creating material. After that, we can develop the material by modifying it to meet student needs. He adds that good development materials should be based on these basic principles:

1. Materials should achieve impact.
2. Materials should help learners to feel at ease.
3. Materials should help learners to develop confidence.
4. Materials should be relevant and useful.
5. Materials should require and facilitate learner self-investment.
6. Learners must be ready to acquire the point being taught.
7. Should expose the learners to language in authentic use.
8. Giving learners' attention should be drawn to linguistic features of the input.
9. Provide the learners with opportunities to use the target language to achieve communicative purposes.
10. Positive effects of of instruction are usually delayed.
11. Learners differ in learning styles.
12. Learners differ in affective attitude.
13. Permit a silent period at the beginning of instruction.

14. Maximise learning potential by encouraging intellectual, aesthetic and emotional.
15. Not rely too much on controlled practice.
16. Provide opportunities for outcome feedback.

C. Religious Moderation

In this era of globalization and modernization, religious moderation has become an increasingly pressing necessity. Indonesia's religious diversity, with its various sects and interpretations, has the potential to spark friction and conflicts among religious communities. Therefore, efforts are needed to cultivate understanding and a moderate attitude among the younger generation, especially among high school students.

Religious moderation can be defined as an attitude and behavior that prioritizes tolerance, mutual respect, and appreciation for religious differences. This attitude is crucial for maintaining harmony among religious communities, preventing the emergence of radicalism and extremism, and building a peaceful and harmonious society.

According to Arif (2021) says that the Oxford dictionary defines moderation as "avoiding excess or extremes, especially in one's behavior." According to the Indonesian Dictionary (KBBI), moderation is "reduction of violence and avoidance of extremes." Religious moderation can be defined as a middle attitude that avoids extremism and/or freedom, fairness and proportion in understanding and practicing religious teachings in everyday

life. Thus, religious moderation can be defined as a middle attitude that avoids extremism and/or is fair, and the middle way or direction can be applied in everything, including religious attitudes.

According to Zakariyah et al. (2022) Religious moderation is a term that refers to a moderate, balanced, and mainstream approach to Islam as a way to implement its teachings. Pelu & Nur (2022) stated that Religious Moderation is a symbol or pillar of the Ministry of Religion, which was founded by the Minister of Religion Lukman Hakim in 2014. Nisa & Muhlis (2022) assume that the concept of religious moderation is not only applied in Islam but exists in all religions recognized in Indonesia.

D. Explanations

Restuti (2014) states, "Explanatory texts are texts that explain or explain natural or social processes or events". The term "Explanation" in Bahasa Indonesia holds a broad and diverse meaning. In a general context, explanation can be understood as follows:

a. Clarification:

Explanation provides information aimed at elucidating something. It could encompass descriptions, examples, or evidence that assist in understanding a concept, situation, or event.

b. Elucidation:

Explanation involves the process of logically and systematically expounding on something to make it more comprehensible. This entails conveying relevant and structured information in a coherent manner.

c. Justification:

Explanation can also refer to the reasons or justifications behind an action, decision, or event. This aids others in understanding why something occurred or was done.

d. Interpretation:

Explanation can also be interpreted as the interpretation or explanation of a text, data, or event. It involves assigning meaning and understanding to something that may be ambiguous or complex.

e. Types of Explanation:

Explanation can be categorized based on various aspects, such as:

1) Purpose:

- a) Informative Explanation: Aimed at providing information and knowledge.
- b) Persuasive Explanation: Aimed at convincing others of a viewpoint.
- c) Instructive Explanation: Aimed at providing instructions or guidance.

2) Audience:

- a) Lay Explanation: Targeted at laypeople who do not have specialized knowledge of a topic.
- b) Technical Explanation: Targeted at individuals with specialized knowledge of a topic.

3) Format:

- a) Oral Explanation: Delivered orally, such as in conversation or presentation.
- b) Written Explanation: Delivered in written form, such as in books, articles, or Explanation.

Characteristics of Good Explanation:

- 1) Accurate: Explanation should be based on accurate and up-to-date information.
- 2) Relevant: Explanation should focus on important information that is pertinent to the topic being discussed.
- 3) Clear: Explanation should be easily understood and not confusing.
- 4) Comprehensive: Explanation should encompass all pertinent information.
- 5) Structured: Explanation should be presented in a logical and systematic manner.
- 6) Objective: Explanation should be delivered neutrally and without bias.

Explanation offers numerous benefits, including:

- 1) Enhancing understanding: Explanation helps others better understand something.
- 2) Reducing confusion: Explanation helps others avoid misunderstandings.
- 3) Building trust: Good explanation can build trust and credibility.
- 4) Encouraging discussion: Explanation can open up space for discussion and exchange of ideas.

- 5) Assisting decision-making: Explanation can help others make better decisions.

Explanation is an important tool for communication and sharing information with others. Good explanation can aid others in understanding something better, enhance trust, and encourage discussion.

E. *The Basic Competence of Explanation Text Unit for the Eleventh Grade at MAS Madani Alauddin Pao-Pao*

Yassi & Kaharuddin (2018) The syllabus is very important to organize teaching and learning activities in a course besides that the syllabus contains teaching objectives and teaching content, and includes methodological recommendations. According to Sobirovna & Hakima (2024), it is a document that contains general information about the class, such as learning objectives, schedule, teacher, prerequisites, assessment weighting and additional class details.

The following table shows the English syllabus used by the teacher in the eleventh grade at MAS Madani Alauddin Pao-pao. The researcher develops materials with basic competencies 3.8 and 4.8.

Table 2. 1
Basic competence of explanation text unit for the second semester of the eleventh grade students at MAS Madani Alauddin Pao-Pao

<i>Kompetensi Dasar</i>	<i>Alokasi Waktu</i>
<p><i>3.8 membedakan fungsi sosial, struktur teks dan unsur kebahasaan beberapa teks explanation lisan dan tulisan dengan memberi dan meminta informasi terkait gejala alam atau sosial yang tercakup dalam mata pelajaran lain di kelas XI, sesuai dengan konteks penggunaannya.</i></p> <p><i>4.8 menangkap makna secara kontekstual terkait fungsi sosial, struktur teks, dan unsur kebahasaan teks Explanation lisan dan tulisan terkait gejala alam atau sosial yang tercakup dalam mata pelajaran lain di kelas XI.</i></p>	16 JP

F. Research and Development: ADDIE Model

Researcher in the field of education will use Research and Development (R&D) method by Borg & Gall (1983) to develop and validate educational products. According to Gay (1991) and Gustiani (2019), educational practitioners and educators have used this method significantly in modeling their educational products. Safitri et al. (2020) states that R&D is a type of research that focuses on the development and production of a particular product, then the product is examined by experts to find out how effective the product is before use.

According to Gall et al. (2003), research methods and information gathering, planning, initial product development, initial field trials, main product revisions, main field trials, operational product revisions, operational field trials, final product revisions, and socialization and implementation are ten steps research and development process. However, there are educational

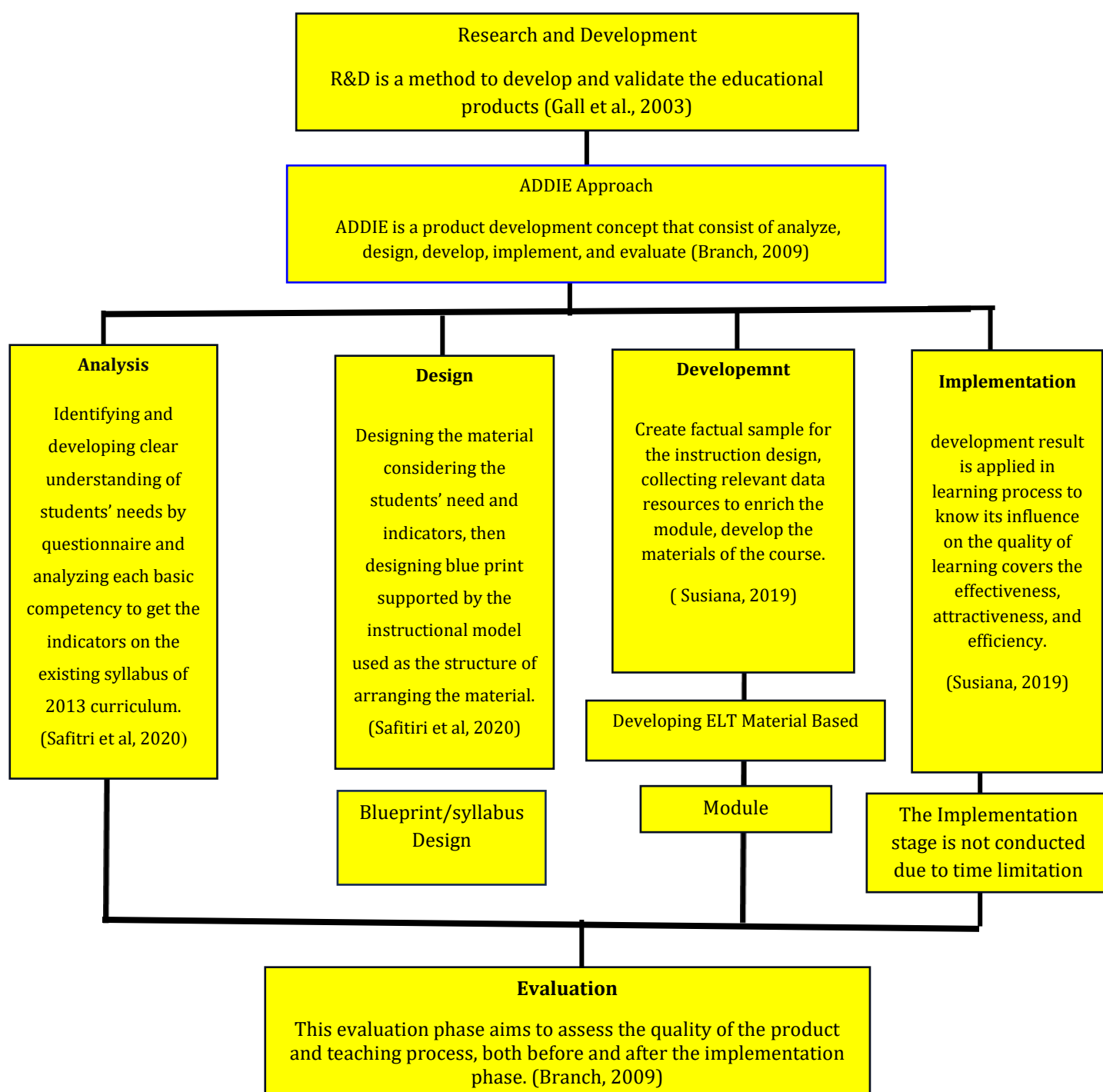
aspects in implementing it, such as changing the ten steps into simpler steps according to the researcher's needs and research context.

Amali et al. (2019) classify various types of research, this model can be used as a reference for research and development, such as the 4D Development Model, the Development Model provided by Borg and Gall, In addition, the ADDIE development model will be used in this study. Aldoobie (2015) states that the ADDIE model is one of the most frequently used models in the field of instructional design as a guide to creating good designs. By applying the ADDIE model process to any instructional product, instructional designers, content developers, or even teachers can create effective and efficient instructional designs.

Analyze, Design, Develop, Implement, and Evaluate stands for ADDIE, which is designed to ensure that students achieve the goals and objectives of the learning objectives. In addition, it provides an easy and simple procedure for designing and developing teaching materials (Safitri et al., 2020). ADDIE is a generative process because it applies concepts and theories in a specific context (Branch 2009). Petreson (2003) and Tjahyanto (2022) argue that the ADDIE model is a useful mode to be applied in courses because this model is more focuses more on the students. The ADDIE model consists of five steps, according to Branch (2009). First, analyze the learning situation-also referred to as needs analysis. Second, design the purpose and basis of the learning situation Third, create appropriate resources Fourth: Apply the resources in

the learning context Finally, see how the resources fulfill the requirements. In this study, the ADDIE model was used as the basis for this research on creating successful learning Modules.

G. Conceptual Framework



Based on the conceptual framework above, it describes the systematic process that followed to develop ELT materials based on religious moderation for the eleventh grade students at MA Madani Alauddin Pao-Pao. The ADDIE model used as the instructional expansion design in this research's R&D method. According to Branch (2009), there are five stages of the ADDIE model. First, analyzing the learning situation or it can also be considered as the need analysis. Second, designing the objectives and the principles of the learning situation. Third, developing the resources to suit the objectives. Fourth, implementing the resources in the learning situation. Finally, evaluating how the resources met the needs.

However, there are only four stages that was conducted by the researcher. The first stage is analysis, the analysis is the process of identifying and developing clear understanding of students' needs by questionnaire (Safitri et al, 2020). Brown (2005) in Zohoorian 2015 reveals that needs Analysis is the process of gathering information about the needs of a particular client group in industry or education. Aldoobie (2015) assumes that there are four things that we need to carry out the analysis phase: we have to analyze the learners (where they are at, their skills and needs, etc.), develop an instructional analysis (to provide the necessary steps and present opportunities to learn and use new information in an instruction), create instructional goals (aimed at specifying the end desired result), and analysis learning objectives (how to measure the attainment of goals). In this research,

the researcher analyzed the students' needs by using a questionnaire, also each basic competency to get the indicators on the existing syllabus.

The second stage is the design stage, in this stage, designing the material considering the students' need and indicators is conducted, then designing blue print / syllabus supported by the instructional model used as the structure of arranging the material (Safitri et al, 2020). Educational module learning communities must be carefully planned. The characteristics of learning modules should be adequately designed during this phase to accommodate students' needs. The researcher chooses the learning objectives and goals based on the syllabus. A course grid containing sections for each topic, aims, learning activity, input, and time allocator then created by the researcher. The content of the instructional materials was chosen and arranged according to the course grid. After the data has been chosen from several websites, the tasks will be planned and grouped into units. The consultant was asked to give access to the material's design before it was created so the researcher is able to offer suggestions for revisions.

The next stage is development. In the Development stage, create factual sample for the instruction design; collecting relevant data resources to enrich the module, develop the materials of the course; making illustration, scheming, and creating graph needed, typing, editing, and also laying out the text book is performed, run through the conduction of the design; validating the draft of development product and revision after expert input will be performed

(Susiana 2019) . In this stage, the creation of an English module based on religious moderation for the eleventh grade students on explanation text must be finished. After that, for implementing planned teaching, selecting or developing all the necessary tools, evaluating learning outcomes, and completing the remaining stages of the ADDIE teaching design series (Branch, 2009). The researcher will create a module from the material after designing it. This step consists of the two tasks of module validation and product testing. The goal of module validation is to evaluate a module's viability before it is used. The module was validated by two knowledgeable lecturers. After the module is redesigned, the two validators are asked to answer questions about the feasibility of the module's content, linguistic component, presentation component, and graphic component on a product validity questionnaire.

Next is implementation stage, in this stage, development result will be applied in learning process to know its influence on the quality of learning covers the effectiveness, attractiveness, and efficiency (Susiana, 2019). However, this stage not be conducted by the researcher because of time constraints. Common components of an implementation strategy are student plans and facilitator plans (Branch, 2009). Teachers are required to manage the study program in order to convey the implementation strategy properly. The researcher prepared and edit the materials before using them in this study. The module was used in the classroom, and the curriculum determine how many meetings.

The last stage is evaluation. This evaluation phase aims to assess the quality of the product and teaching process, both before and after the implementation phase (Branch, 2009). The evaluation procedure is a crucial step to ensure that the materials satisfy the student's needs. He clarifies that the ADDIE model's definition of evaluation includes both formative and summative evaluation. In this research, the formative evaluation was only used during the phases of Analysis, design, and development. During the analysis phase, the researcher give the supervisor a summary of the analysis results for review. In addition to passing the feasibility assessment checklist of the created module for two validators during the development phase, the researcher distributed the syllabus design validity supervisor's questionnaire during the design phase.

CHAPTER III

RESEARCH METHOD

A. Type and Location of Research

1. Type of Research

The type of research is field research where this type of research researcher conduct research directly at the location to obtain and collect data and information. Moelong (2012) and Laksono (2022) argue that field research as a broad approach in qualitative research or as a method for collecting qualitative data. Field research is defined by Arikunto (2006) and Septiani et al. (2020) as research conducted systematically to collect data in the field. Field is a term that refers to the research subject. The research was conducted directly to the data collection and collection site.

2. Location of Research

This research was conducted in the eleventh grade at MAS Madani Alauddin Pao-Pao. The school was founded by Prof. Muin Salim, rector of IAIN Alauddin Makassar (1998-2002). Dr. H. A. Achruh AB. P., M. Pd. L. as the foundation's president and Rustan S. Pd. as the headmaster of this school. The school is located on Bontotangnga street, Paccinongan village, Somba Opu sub-district, Gowa regency. The school has been accredited A.

B. *Research Approach*

This research uses quantitative and qualitative approaches. Donatus (2016) states that empirical experience about social reality is collected through quantitative and qualitative scientific approaches. This approach then organizes the empirical experience into a logical reasoning system. When researcher face situations in the research field, these two approaches cannot be separated strictly. The qualitative approach requires understanding the subject and interpreting the meaning of the data, while the quantitative approach requires collecting data. Both can be used separately.

C. *Research and Development Design*

In this study, the Research and Development (R&D) method was used by the researcher. According to Borg and Gall (1983) in Okpatrioka (2023), R&D is a process used to develop and validate educational products. This process consists of steps known as the research and development cycle, which consists of studying the results of research related to the product to be developed, developing a product based on these findings, field testing the product under the conditions under which it was eventually be used, and revising the product to correct any errors found during the testing phase. In more rigorous research and development programs, this cycle is repeated until field test data indicate that the behavior of the product meets the specified objectives. The ADDIE model was used to develop English Teaching materials based on Moderation religion for eleventh grade students at MA Madani Alauaddin Pao-Pao. According to Branch (2009), ADDIE stands for

Analyze, Design, Develop, Implement, and Evaluate. He added that ADDIE is a product development concept.

D. *Data Sources*

To solve this research problem, researcher needs an object. The focus of this research is the population, so the researcher has the ability to process and facilitate data processing. Both the population and its attributes are taken part by the researcher. Sugiyono (2017) says population is an area of making items with certain qualities and characteristics can be generalized selected by researcher to be examined and then drawn Conclusion: The sample is included in the number and characteristics possessed by the community.

There are many techniques in sampling to conduct research. Sugiyono (2017) states that sampling methods are used to select samples for use in research. Methods for collecting samples are There are two categories: probability and non-probability sampling. Sampling: The researcher used non-probability sampling for this study. Sugiyono (2017) states that non-probability sampling does not provide equal opportunities for each component or This sampling method is used to select population members as samples. Including, systematic, quota, saturated, objective, accidental Sample selection Researcher use purposeful sampling, According to Sugiyono (2016), sampling is a method for collecting a sample of data sources with special considerations. The reason for using a purposeful sample technique is based on the fact that some samples meet criteria that do not match the phenomenon being studied. Therefore, the researcher chose the Purposive

Sampling technique which determines considerations or certain criteria that must be met by the samples used in this study. The subject of this research consists of three groups namely students, teachers , and experts.

Table 3. 1
Data Sources

No	Category	Gander		Total
		Male	Female	
1	Students	13	17	30
2	Teachers	1	1	2
3	Experts	1	1	2

1. Four classes of the eleventh grade students at MAS Madani Alauddin Pao-Pao that consist of 114 students with 29-30 students in one class were a population of this research, and the researcher took 1 class with 30 students to be used as a sample.
2. Two English teachers who teach the materials in the eleventh grade at MA Madani Alauddin Pao-pao.
3. Two Experts who was measure the validity of the developing material.

E. Data Collection Procedures

The ADDIE Model, which includes the stages of analysis, design, development, implementation, and evaluation set the data collection procedure in this research.

Table 3.2
Research Timeline

Phase	Activities	Date
Analysis	Analyzed the documents (existing book and syllabus)	February, 6 th 2024
	Conducted an interview with the teacher	March, 22 nd 2024
	Distributed questionnaires for preliminary research (students)	April, 27 th 2024
	Distributed questionnaires for need analysis (students)	May, 17 th -18 th 2024
Design	Designed a blueprint	May, 21 st -28 th 2024
Development	Developed the module	May, 29 th – July, 10 th 2024
Implementation	-	-
Evaluation	Validated the blueprint and the module	June, 14 th – 29 th 2024

1. Analysis

The researcher gathered an important information during the analysis stage to develop teaching materials. Initially, the researcher has conducted preliminary research on the existing syllabus and materials

by conducting teacher interview and document analysis. Then, the researcher distributed questionnaires to the students. The questionnaire includes information about the student's identity, the target needs to be identified from the syllabus and existing materials, and learning needs, which includes several important questions about the organization material, the content of the material, and the characteristics of the learners. Peer review will use to evaluate the questionnaire.

The interview guidelines were addressed to the teachers as the primary informants during the need analysis procedure. Furthermore, the researcher examined a few documents to determine the nature of the information students are expected to learn from. The target needs questionnaire includes students' deficiencies, whereas learning needs include the six task components: goal, input, procedure, teacher role, learner role, and setting. The questionnaire results were analyzed using a ratio. Then, the target and learning need analysis results were used to create the syllabus design.

2. Design

The researcher collected important information during the researcher collected important information during the analysis stage to develop teaching materials. At first, the researcher had conducted preliminary research on the syllabus and existing materials by conducting teacher interviews and document analysis. Then, the researcher distributed questionnaires to students. The questionnaire

included information about students' identity, target needs that could be identified from the syllabus and existing materials, and learning needs, which included some important questions about the organization material, content material, and students' characteristics. material organization, content, and learner characteristics. Peer review will be used to evaluate the questionnaire.

3. Development

The researcher converted the materials into modules after they were created. During the development process, the researcher focused on the scope of developing religious moderation-based English teaching materials by interpreting the four indicators; organizing the materials by looking at graphics, design, and layout; and applying the principles of quality textbooks. After the textbook development was completed, the researcher evaluated the content, language, presentation, and graphics. Two experts received the textbook and a questionnaire. The questionnaire was in a closed-ended format.

4. Implementation

Due to time constraints, the researcher did not continue this research at the implementation stage. The researcher concentrated on basic competencies 3.5 & 4.5 material in the second semester of class XI at MA Madani. The researcher expects that further researcher will be able to work on this implementation stage by implementing the products developed by the researcher.

5. Evaluation

The evaluation stage is the final process in the ADDIE model. Researcher are at every step to ensure that the objectives have been achieved using instructional design & materials that are in sync with the needs of students. In addition, there are 2 types of assessments: formative & summative. Summative evaluation is a careful evaluation of output according to what is observed. Formative evaluation will be conducted at the end of each term to improve the prototype of teaching materials that have been formed before being implemented. So, after completing the development term, researcher will provide material, Validation checklists, and acceptability checklists to experts (lecturers) to check the product's quality, whether the material being developed meets the needs of students, whether can be used in class and to prove the product's validity. On the other hand, revisions are made as a response to the evaluation results or deficiencies that still need to be met by the open materials being developed. So that after being evaluated, there are some that are not appropriate, & researcher will make revisions for improvement.

F. *Research Instruments*

The data of this research were collected by using four instruments: questionnaire, an interview, a document, and a validation checklist.

1. Questionnaire

Questionnaires are used to collect data. by providing various types of questions related to research problems Prawiyogi et al., (2021). There are about four different categories of Questionnaires created as part of the survey, which are Contingency questions/Cascade format, Matrix questions, Closed-ended questions, Open-ended questions (Roopa & Rani, 2012). Information regarding student identity, targets to be identified from the syllabus and materials, learning interests, and learning needs are included in the questionnaire.

2. Interview

Interviews according to Sugiyono (2016) "Interviews are used as a data collection technique if researcher want to conduct preliminary research to find problems that must be studied, and also if researcher wants to know things from respondents that are more in depth". The first interview conducted by researcher was conducted when conducting preliminary research.

3. Document

Researcher analysed existing documents, including materials and syllabus. This analysis aims to provide researcher with important information needed for the development process, such as the book's subject matter, learning objectives, time allocation, and others.

According to Bowen (2009), Document analysis is a systematic procedure for reviewing or evaluating documents, both printed and

electronic. Fortuna (2020) says that document analysis can be in the form of written or textbased artifacts (textbooks, novels, journals, meeting minutes, logs, announcements, policy statements, newspapers, transcripts, birth certificates, marriage records, budgets, letters, e-mail messages, etc.) or of non-written records (photographs, audiotapes, videotapes, computer 22 images, websites, musical performances, televised political speeches, YouTube videos, virtual world settings, etc.). Researcher was review and evaluate books, teaching materials, and syllabus used by teachers for the eleventh grade students at MA Madani Alauddin Pao-Pao

4. Validation Checklist

At this stage the validation list or review list is given to experts (two experts) to validate the product.

G. *Data Analysis Techniques*

Data analysis techniques are the process of studying and processing data to identify patterns, relationships, and important information contained therein. The goal is to gain a deeper understanding of the analyzed data and make decisions based on the information found. as for Quantitative data is described with a needs analysis questionnaire and validation checklist, while qualitative data is described with interviews and documents. Qualitative data is described by interviews and documents. In this study, The researcher used the following techniques to analyze the data:

1. Quantitative Data

a. Needs Analysis Questionnaire

The needs analysis questionnaire analyzed to find out how often something happens. The data from the analysis results is obtained using Google Form. Questions were tailored to the needs of students, and the form was distributed to students, and the results of the needs analysis was come out automatically in Google Form. The type of question used in this research is a closed questionnaire.

b. Validation Checklist

Two English teachers and two validators accepted to evaluate the syllabus design and the developed module. Four BSNP aspects: content feasibility, presentation feasibility, language feasibility, and graphical feasibility were included in the validation checklist list. The questionnaires were checked to determine average score (mean score).

$$Validity = \frac{\text{gained score}}{\text{maximum score}} \times 100\%$$

Table 3.3

Criteria for validity (Lestari et al., 2018)

No	Criteria of Validity	Descriptive rating
1	Very valid	4.51-5.00
2	Valid	3.51-4.50
3	Enough valid	2.51-3.50
4	Less Valid	1.51-2.50
5	Not valid	1.00-1.50

2. Qualitative Data

Qualitative research includes feelings, experiences and ideas (Ugwu & Eze Val, 2023). Miles et al. (2014) state that qualitative data management consists of three stages: data condensation, data display, drawing and verifying conclusions.

a. Data Condensation

Data condensations is the process of selecting, concentrating, simplifying, and organizing information collected from notes, documents, interviews, and other sources. In this step, the researcher identified and categorized important data, which includes the findings of the analysis and interviews.

b. Data Display

Data Display is the next step. The data can be displayed in the form of well-structured tables, graphs, charts, or pictograms. To make the data easier to understand, the presentation organizes and arranges it in a pattern of relationships.

c. Drawing and Verifying Conclusion

At this stage, documents and interview results were be described more clearly, and the analysis helped making research conclusions. Preliminary research conclusions can be verified by referring to field notes or other data collection.

CHAPTER IV

RESEARCH RESULTS AND DISCUSSIONS

The data collected during the research were presented and analyzed systematically and theoretically at all stages. The analyzed data were used in all development processes to develop ELT materials unit based on Religious Moderation for students in the eleventh grade at MAS Madani Alauddin Pao-pao.

The results of the research and discussion are presented systematically according to the stages of the ADDIE model. In other words, this section describes the results of the need analysis, the systematic planning and design process, and the evaluation results of the developed module.

A. The Result of The Analysis Phase

1. The Result of Content Materials Based on the Documents

The result of the needs analysis based on the curriculum 2013 consists of basic competencies 3.8 and 4.8 with explanation text material that is expected to be understood by students. Comparing social functions, text structure, and linguistic elements of text oral and written, capturing meaning and designing explanation text becomes a topic in this material. Then in each lesson, there are main skills that are integrated into a systematically organized flow of skill, so the learning activities using the project based learning (PJBL) approach include Determining the topic, pre-communication,

determining the basic question, design the project plan, the result, and evaluating experiences. Lastly, instructionalinstruction refers to prelearning; the type of activity consists of individual activities, small group activities; the number of activities; and the glossary. In other words, the results of this analysis are based on textbooks used by eleventh-grade students of MAS Madani Alauddin Pao-Pao. The book used is a book from the Ministry of Education and Culture of the Republic of Indonesia based on the Curriculum 2013 with the title "*Bahasa Inggris*". This book consists of eight parts which include four chapters in the first semester and four chapters in the second semester. However, the researcher focused on chapter eight of the second semester entitled "Explain This!!" related to explanation text.

2. The Result of Need Analysis of Developing Learning Materials Based on the Students' Questionnaires

The questionnaire is divided into three sections: the organization of the material, the content of the material, and students' characteristics. After distributing the questionnaires to the students, the results were compiled in the table below, presented in this section.

a. Organization of Material

In this stage, an evaluation was made of how to structure and organize the content of the module created. The goal is to present the material logically and well structured so that it is easily understood by students.

Table 4.1
The Result of Organization Material

Organization of Material		
Number	Question	Answer
1.	In your opinion, do learning objectives need to be included in the "explanatory text" unit?	Yes = 100% No = 0%
2.	Related to the "Explanation Text" unit, what kind of exercise do you prefer?	Individual = 23.3% Pair = 20% Discussion (small group) = 50% Project (big group) = 6.7%
3.	When it comes to the "Explanation Text" unit, what type of assignment do you prefer?	Read a reading sample that discusses natural events = 40% Answer the question=13.3% Read the passage provided by the teacher = 10% All of them = 36.7 %
4.	Does a summary need to be included in an "explanation text" unit?	Yes = 100% No = 0
5.	What type of reflection do you suggest for the "explanation text" unit?	Note = 43.3% Presentation = 56.7%
6.	Does the glossary (word list) need to be put in the "Explanation Text" unit?	Yes = 93.3% No = 6.7%

The table above shows that there are 100% students expressed their interest in instructional objectives related to Explanation Text. The type of exercise that attracts students' attention the most is Project (big group) during the learning process about Explanation Text, with a total of 50% votes. In addition, 76.7% of students prefer to complete the task by making Explanation Text. As for the summary, 100% of students

desired the inclusion of summary in the Explanation Text material. Regarding the type of reflection on the Explanation Text material, 56.7% of students presentation. In addition, 93.3% of students agreed that word lists should be included in the materials related to Explanation Text.

b. Content of Materials of Learning

The content of learning material plays an important role in learning because this explanation determines the effectiveness of students in understanding learning topics.

Table 4.2
The Result of Content Materials

Content of the Material		
Number	Question	Answer
7.	For the unit material "Explanation text" to be developed, which area are you interested in?	School Environment = 16.7% Family Environment = 0 Community environment = 13.3% All of them = 63.3%
8.	Do you agree that the "Explanation Text" unit discusses the topic of what causes corruption in Indonesia?	Yes = 90% No = 10%
9.	Do you agree that the "Explanation Text" unit contains the topic of attending religious activities of friends who are different from us?	Yes = 66,7% No = 33,3%
10.	Do you agree that the unit "Explanatory Text" discusses the topic of violent punishment in the school environment?	Yes = 90% No = 10%
11.	Do you agree that the "explanatory text" unit material contains topics about the acceptance of traditions, such as sending offerings to a place?	Yes = 63.3% No = 36.7%

Based on the student's choice, the material that was developed based on Religious Moderation was material in the areas of the school environment, community environment, and family. In addition, The material developed contains the fourth indicators of religious moderation, namely national commitment, tolerance, non violence, and accomodating to local culture.

c. Students' Characteristics

To determine the right teaching method based on the needs of students, it is important to understand the characteristics of students first, which will help generate strong motivation for learning in them. Therefore, teachers need to understand clearly the knowledge and challenges that students face to be able to choose the right teaching methods to apply in the classroom.

Table 4.3
The Result of Students' Characteristics

Students' Characteristics		
Number	Question	Answer
12.	Related to learning style, what is your preferred learning style in learning the unit "Explanation Text"?	Visual (pictures, graphs, charts, etc) = 46.7% Auditory (videos, discussion, etc) = 36.7% Kinesthetic (drama, experiments, impersonate, etc) = 16.7%

13.	In what ways did you like studying the unit "Explanation text"	Through playing games = 23.3% Through practicing directly = 20% Through listening materials = 20% All of them = 36.7%
14.	In relation to the learning materials of the unit "Explanation text", what kind of form of learning materials do you want as your learning preference?	Texts = 16.7% Pictures = 0% Videos = 10% All of them = 66%
15.	In your opinion, do you experience any of the following problems in learning English, especially in the unit material "explanation text"?	Lack of vocabulary knowledge = 53.3% Uninstresting topic/boring material = 26.7% Unfamiliar context = 6.7% Unusual word combination = 0 All of them = 63.3%

Based on the result of the students' characteristics survey, 36.7% of students prefer auditory learning style. During English learning, it was found that students liked a combination of activities, including listening to materials, doing hands-on practice, and playing games. In addition, in the section regarding types of teaching materials, students indicated 60% for elements including text, pictures and video. In the last section, regarding the problems faced by students in English lessons, it was seen that 53.3% of students lack of vocabulary.

Table 4.4
The List of Need Inventory

Number	List of Need
1.	Students want the instructional objectives to be included in the material of Explanation text.
2.	Students want exercise activities to be incorporated into the material in the form of Project (big group).
3.	Students want the kind of task activities in the material which is to read a reading sample that discusses natural events.
4.	Students want the summary to be included in the material Explanation text.
5.	Students want to use reflection with the type of presentation in the material Explanation Text.
6.	Students want the glossary to be included in the Explanation Text material.
7.	Students want to learn the material of Explanation Text in all environments (School environment, community environment, and family)
8.	Students want to learn Explanation Text material containing the topic of corruption in Indonesia.
9.	Students want to learn Explanation Text material containing the topic of attending religious activities of friends who are different from us.
10.	Students want to learn Explanation Text material containing the topic violent punishment in the school environment.
11.	Students want to learn Explanation Text material containing the topic the acceptance of traditions, such as sending offerings to a place.
12.	Students want to use the Visual learning style in the Explanation Text material.
13.	Students want to use all the ways in learning Explanation Text material, which consist of listening to materials, doing through practicing directly, and playing games.
14.	Students want to use the type of learning materials in the material Factual Explanation Text which consist of text, video and pictures.
15.	Students have the problem of Lack of vocabulary knowledge in English learning material.

The needs inventory list presents the conclusion of the results of the student need analysis, which then becomes the source for designing

the blueprint based on the questionnaire results and the material standards in the syllabus.

3. The Currently Used English Teaching Material

The current English teaching materials are sourced from a companion book entitled "*Bahasa Inggris*". This book provides relatively general material and does not contain religious moderation.




Figure 4.1 The Currently Used Book

As seen in the pictures above, in the cover of the English teaching material book there is a sentence "stop bullying" but it does not represent the fourth indicators of religious moderation, so the cover of the book used still lacks the value of religious moderation, while the cover of chapter 8 does not represent the material that will be discussed, which is Explanation Text.



Figure 4.2 the currently used book

In the pre activity page, students are instructed to read the explanation text material about the earthquake and then they are asked to discuss questions about the text. However, the text presented does not contain the value of religious moderation.




Figure 4.3 the currently used book

This page mentions the examples of explanation text like rain, the water cycle, and earthquakes. However the examples mentioned above does not contain the value of religious moderation.




Figure 4.4 the currently used book

On this page, students are asked to make an opening statement of phenomenon. However, the example given does not contain the value of religious moderation.



Figure 4.5 the currently used book

On this page, students are asked to choose and explain one of the topic given in front of the class. However, the topic given does not contain the value of religious moderation.




Figure 4.6 the currently used book

On these pages, students are asked to write a Explanation text based on the material explained before. However, the material studeid previously did not contain the value of religious moderation.

The current English textbook does not have materials that reflect the value of religious moderation. As a response, the researcher decided to modify some of the material in the chapter eight by infusing the value of religious moderation, including the text of topics related to religious moderation. The researcher's goal in incorporating religious moderation in learning is to

improve character development. The fourth indicators of religious moderation namely national commitment, tolerance, non-violence, and accomodating to local culture can be a foundation to achieve this mission. This approach enriches language teaching and encourages character development, thus promoting a more inclusive and harmonious society.

The analysis stage was very important to carry out, as stated by Yassi & Kaharuddin (2018), needs analysis has an important role in the syllabus design process for English subjects because making a syllabus needs to be preceded by a needs analysis to set goals and objectives. Therefore, before making a product, the researcher carried out an analysis stage first with the aim that the product created could suit the students' needs.

The analysis is the process of identifying and developing clear understanding of students' needs by questionnaire (Safitri et al, 2020). Aldoobie (2015) assumes that there are four things that we need to carry out the analysis phase: we have to analyze the learners (where they are at, their skills and needs, etc.), develop an instructional analysis (to provide the necessary steps and present opportunities to learn and use new information in an instruction), create instructional goals (aimed at specifying the end desired result), and analysis learning objectives (how to measure the attainment of goals). In this research, there are 3 sources that are used as a reference by the researcher to identify students' needs, namely the curriculum 2013 that consists of basic competencies 3.5 and 4.5 with explanation text

material, the results of the distribution of questionnaires, and the currently used English teaching material.

The results of the research at the analysis stage above showed that class XI MAS Madani Alauddin Pao-Pao did require material that was developed based on Religious Moderation. As the results of the analysis of student needs were obtained from distributing questionnaires, students wanted the integration of Religious Moderation into English language material. Like the research conducted by Ismail (2023) with the research title "Pengembangan Media Pembelajaran Majalah Ilmu Alam Berbasis Moderasi Beragama pada Mata Pelajaran IPA di Kelas V SD/MI" which also used the RnD method, the results of the analysis of needs through the questionnaire from the research also showed that the school where the researcher conducted the research also needed the developing material based on Religious Moderation.

B. The Result of The Product Design

The result of the analysis stage provides information about the process of designing the syllabus. The syllabus provides the essential components that the researcher needs to develop materials. The syllabus is prepared based on need analysis, basic competencies, and learning indicators. In this research, the researcher adapted the components of the syllabus that had been used by Khaerutinissa (2023) in developing a textbook that contains the value of religious moderation. These components include unit title, basic competence, indicator, language focus, input, learning activity, religious moderation, and

time allotment. The researcher only changed the Islamic value to religious moderation and the researcher also added the learning outcomes component to the syllabus. Project-based learning does involve not only tasks but also activities. So the syllabus components that the researcher has used include unit title, basic competence, learning outcomes, indicator, input, language focus and skills, religious moderation, learning activity, and time allotment.

1. Unit Tittle

The title of the unit is "Explanation Text". This title is taken from the material in chapter 8 of a book titled "Bahasa Inggris SMA/MA class XI (2017)" based on Curriculum 2013 (K13). The book has been used by teachers to teach English at school. The topic was adopted from the existing textbook because it was interesting and important. The topic was adapted from the existing book with the addition of a few words and Some materials from the internet to make it more interesting and relevant to the material being taught. The topic is related to one of the important skills students should have in making a text that is writing.

2. Basic Competence

The unit "Explanation Text" is based on the basic competencies and indicators 3.8 and 4.8. These components represent learning objectives and play an important role in assisting researcher in developing instructional designs to facilitate effective learning outcomes for students. The basic competencies are derived from the syllabus used by teachers. Since the government has formulated these basic

competencies to assess student achievement at the national level, the researcher decided not to change them. In other words, the content of this unit is aligned with the specific learning objectives outlined by the official curriculum, ensuring that student progress can be accurately measured on a broader scale.

3. Learning Outcomes

Learning outcomes is an expression of educational goals, which is a statement about what students know, understand, and can do after completing a learning period. Learning outcomes are abilities acquired through the internalization of knowledge, attitudes, skills, competencies, and the accumulation of work experience (Santoso et al. 2015).

4. Indicator

The researcher decided to develop Indicators based on the results of the needs analysis which are equivalent to basic competencies to make them more suitable for students. In developing indicators, researcher consider the basic competencies and indicators put forward by (Anderson et al., 2001). They stated that there are 6 stages in the taxonomy bloom, the first is remembering. In the process of remembering, students use their memory to recognize information that has been learned before. The second is understanding, students are able to identify what they have learned based on their understanding. The third is applying, students apply the knowledge they have received into a project carried out in groups. Next is analyzing, students are able to

analyze the relationship between one material and another. The next stage is evaluating, in this stage, students are expected to be able to provide an assessment based on the criteria and assessment standards that have been given. And the last stage is creating, students are asked to produce a project based on the material they have learned.

5. Input

The input of the developed module is related to important key concepts that students should be aware of. In addition, input is also related to supporting content that will help students understand what they will learn. In the blueprint, the input component consists of instructional goals, explanation text learning topics, text, images, and videos in the form of barcode scans, word lists, and summaries. The instructional goals is a statement about what students know, understand, and can do after completing a learning period. The topic explanation is intentionally added to build students' understanding of explanation text. The text is added as part of the explanation text task. The text is deliberately added so that students are more familiar with and able to learn and analyze events/occurrences by paying attention to the social function, text structure, and linguistic elements of the explanation text. Images are included as supporting elements to understand the concepts in the material, as a tool to increase attractiveness, or as a component to complete a task. Vocabulary lists that relate to key vocabulary in the explanation text, vocabulary list are provided to build a better

understanding of the topic and help students with assignments. Summaries are included to introduce and model to students the simple present tense formula and time sign focusing on achieving the basic competencies.

6. Language Focus

The language focus is related to the language components used in the explanation text in the sentence that is the topic of this research. This language component is very important to be taught because it can help students create proper explanation text both in writing and orally. The linguistic components in explanation text consist of general nouns, linking verb, action verb, simple present tense, scientific language, and conditional logical connections. In the syllabus design, the researcher adapted these components to be more concise while still covering the most important aspects. Next, general nouns are words that refer to something in general. General nouns are words that refer to something in general. Linking verbs are a type of connecting verb that connects a subject with a complement that describes it. Action verbs are actions that indicate an activity, process, or possession. The simple present tense is the focus of this material, which is used to write explanation text that explains facts. Another component that needs to be noted is scientific language, which is the patterns of language that are used to talk and write about scientific knowledge. The last component to consider is conditional logical connections, which are conjunctions used to connect

an idea, word or phrase with another idea, word or phrase.

7. Learning Activity

The learning materials developed are based on the project-based learning approach (PJBL) (Wasimin, 2022). In PJBL, some of the activities that students should do are determining the topic, pre- communication, determining basic question, making a schedule, designing a project plan, testing the result, and evaluating the experience. The researcher designed and developed teaching materials by adapting the project-based learning (PJBL) approach and formulating activities that can help students achieve learning objectives efficiently and effectively. In designing the types of activities, the researcher considered several important aspects, namely the result of the need analysis, basic competencies and indicators, and the principles of PJBL, including the types of activities and the sequence of activities.

The researcher adapted the components in PJBL to organize the activities systematically based on students' learning development. In the section below, the researcher explains the types of activity in Unit 8 based on the seven-step procedure proposed by Wasimin, (2022) and Stoller, (2006). The learning process starts with determining the topic to be discussed, followed by pre-communication activities to prepare students to interact effectively. Next, students engage in creating basic questions to practice their inquiry skills and learn how to seek opinions. Creating a schedule helps organize and manage learning activities

efficiently while designing a project plan empowers students to work on practical tasks. Afterward, students receive feedback through test results, which allow them to assess their language skills and identify areas for improvement. Finally, evaluating the experiences helps students reflect on their learning journey, acknowledge their progress and recognize areas where they may need further development. By combining elements from Stoller and Wasimin's theories, this learning activity provides a comprehensive approach to teach "Explanation Text".

- a. Determining the topic, consists of one activity where the teacher explains the material about explanation text, then students pay attention and listen to the video contained in the barcode and answer the questions provided. After that, To increase students' knowledge about the explanation text, they are asked to read the text and answer the questions provided.
- b. Pre-communication, consists of four activities. In the first activity, students form small groups with their seatmates to determine the social function contained in the explanation text that has been provided, then present the result in front of the class. In the second activity, students are asked to determine the text structure contained in the explanation text. In the third activity, students are asked to determine the language elements contained in the factual explanation text. In the fourth activity, students are asked to translate vocabulary individually, and then practice it with the teacher through repetition.

- c. Determining the basic question, in this section there are three activities that students must do. The first activity is students work in small groups to compare two explanation texts that have been provided by identifying social function, text structure, and language elements, then presenting the results in front of the class. The second activity is questions with true or false answers. Students are asked to read the explanation text that has been provided, then answer some questions with true or false answers according to the reading text.
- d. Creating schedule, in this section students and teachers work together in compiling or determining a schedule regarding the project they will carry out.
- e. Design the project plan, in this section, there are two activities to create a explanation text. In the first activity, students create an oral explanation text individually and then present it in front of the class. The second activity is students work in groups to create a written explanation text by paying attention to social function, text structure, and language elements.
- f. The result, in this part, students are asked to work in small groups to analyze the social function, text structure, and language elements in the explanation text they have created, then students will present in front of the class.
- g. Evaluating experiences, in this section there are two activities. In the first activity, students are asked to assess their groupmates about the

behavior of group members during the project process.

The second activity is for each student to write a reflection on the learning process of the explanation text.

8. Time Allocation

The time allocation contained in the blueprint is an average estimate of the amount of time needed to acquire the basic skills required by various students. The time allocation refers to the total teaching time for unit 8. The time allocation comes from the existing syllabus, which explains that units must be delivered in 16jp, namely 8 meetings with 45 minutes for each meeting. Activities in each meeting are considered based on time allocation for pre-activity, main activity, and post activity in one meeting. In addition, the possibility of connectivity of each activity is also considered in uniting or separating tasks in each meeting.

Table 4.5
Time Allocation

Meeting	Activity
Meeting 1	Determining the topic: activity 1 Pre-communication: activity 1-2
Meeting 2	Pre- communication: activity 3-4
Meeting 3	Determining the basic question: activity 1-3
Meeting 4 and 5	Creating schedule: activity 1 Designing the project plan: activity 1
Meeting 6	Designing the project plan: activity 2
Meeting 7	The result: activity 1
Meeting 8	Evaluating experiences: activity 1-2

9. Religious Moderation

Religious moderation contained in the blueprint with the aim that students when studying these sciences not only increase their knowledge but also have implications for their understanding of learning religious moderation that can improve character in students while upholding the value of religious moderation in everyday life. Students also have the character of respecting other people's opinion and contributing to a team or group and can make a positive contribution in the school and community environment.

Religious Moderation is an icon or pillar of the Ministry of Religion which was sparked by the Minister of Religion Lukman Hakim in 2014. Nisa & Muhlis (2022) assume that the concept of religious moderation is not only found in Islam, but the concept of religious moderation is also found in all recognized religions in Indonesia. The researcher chose religious moderation that are in accordance with their learning activities in explanation text material. The fourth indicators of religious moderation that the researcher include are:

a. National Commitment

Nationality always has a commitment, which aims to know and see that people's religious practices do not experience conflict so that they are the same as the values in the 1945 Constitution and Pancasila.

b. Tolerance

Tolerance is used as an indicator of moderation in religion

because it aims to know and see people who n religion, can accept the differences in beliefs and religions of other people and not disturb other people when they express their opinions and express their ideas.

c. Non-Violence

Non-Violence is an indicator of moderation, where the hand aims to see and find out how far a person is in peacefully expressing beliefs and understanding of religion so that it does not cause mental, physical, or verbal violence.

d. Accommodative attitude when having a religion is related to the local culture.

This indicator aims to understand the acceptance of religious practices from regional traditions and cultures

Making a blueprint was very important because it helped outline a clear understanding of learning objectives, material content, and learning sequence. This helped the researcher to have a clear vision of what students would achieve and how to achieve it. This was also supported by the theory of Aldoobie (2015), which states that the design stage is focused on designing teaching aids and manuals.

Designing blue print / syllabus supported by the instructional model used as the structure of arranging the material (Safitri et al, 2020). The syllabus provides the essential components that the researcher needs to develop materials. In this research, the researcher adopted the existing syllabus from Khaeratunissa (2023), then several components in the syllabus

were matched to the needs of students so that the following components were created such as unit title, basic competence, learning outcomes, indicator, input, language focus and skills, religious moderation, learning activity, and time allotment.

C. The Result of Development Phase

The researcher has created a module with a blueprint layout as a guide at this stage. The module has been successfully integrated with all of the course materials. Aside from that, the contents of the book, such as the text, the format of the graphics, the color, the image, and the font are carefully chosen. The researcher concentrates on compiling the learning materials and organizing them into a coherent and structured sequence, with careful consideration of the continuity and interconnectedness of the learning units. At this time, the researcher is responsible for directing each element of the blueprint design to create original teaching and learning materials. The development findings describe the systematic organization of each component in the book, starting from the cover and extending to the final pages. The components include the cover page, the page detailing the standar competencies, the page presenting the basic competencies, learning objectives, and learning outcomes, the main part of the book (which consists of activities), the vocabulary list page, and the summary page.

1. Cover

The cover is the first page of the unit that consists of the book title, unit title, pictures, school name, and grade level.

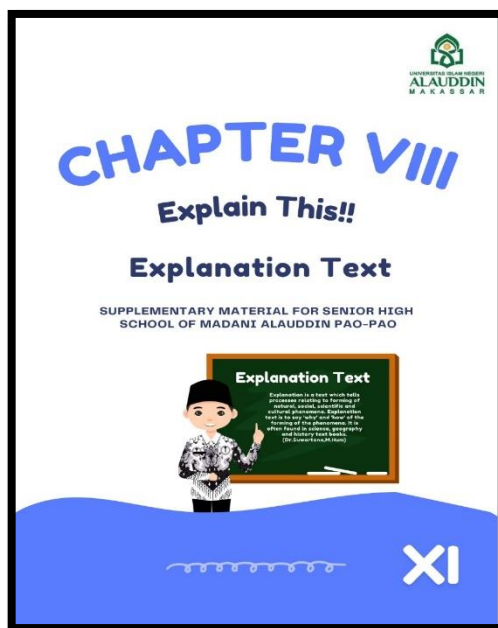


Figure 4.7 cover page

The title of this module is “Explanation Text”, which is designed as supplementary material in the learning process. Supplementary material can provide a more detailed and in-depth explanation of a particular topic or concept. Additional material can deepen students understanding and master the material better. The unit title is written as “Chapter 8”, accompanied by a picture. This component is intended to inform students that they are about to enter a new chapter with a new topic. Chapter titles in books are an important tool in organizing content and providing an organized structure. This makes it easier for students to explore and

understand and gives them the ability to refer back to specific sections as needed. At the same time, the picture in the module reflects A teacher who is explaining the meaning of explanation text, so that it can give students an idea that the next material is related to explanation text.

The title of this unit describes the topic “Explanation Text”. It is important to introduce students to the topic being studied on the front cover so that they can recall their previous understanding and build their expectations, which can motivate them to learn more. The base color of this book is white and combined with half a soft purple color. In addition, the white combined with the purple color can give a simple and calm impression that will help students be more focused, relaxed, and interested in learning through the module.

2. Page of standar competencies and basic competencies

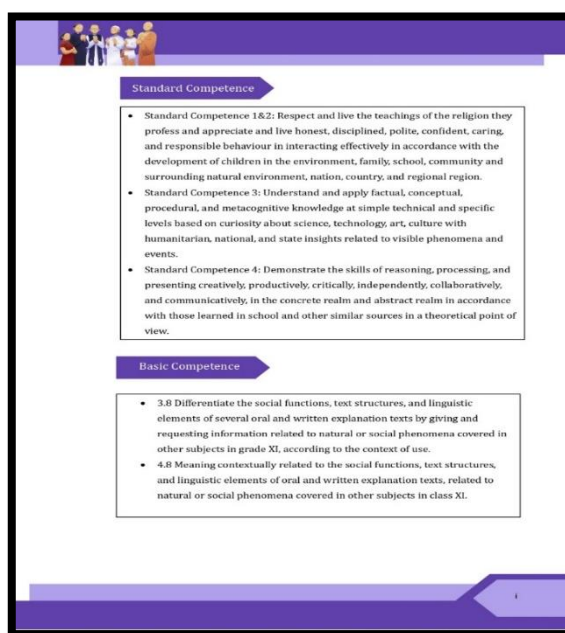


Figure 4.8 page i standar competencies and basic competencies

This page contains standards competencies where these standards competencies cover skills and knowledge that must be mastered by students. The core competencies (KI) of the K13 consist of KI-1 to KI-4, each of which has different aspects, including; a) KI-1 represents a spiritual attitude, b) KI-2 represents a social attitude, c) KI-3 represents knowledge, and d) KI-4 represents skills. Incorporating core competencies into modules can make students understand the learning objectives they will achieve clearly and can focus on relevant and meaningful learning. Core competencies also help align the curriculum with the learning process. By incorporating core competencies in teaching materials, learning can be designed to achieve the desired goals and the materials taught are relevant to students and the real world. This creates consistency in learning across levels and subjects, so that students get a structured learning experience and gain important knowledge and skills. Thus, education becomes more targeted, relevant, and provides better opportunities for students to make progress in learning and personal development. This was also in accordance with the needs of students where they wanted learning outcomes to be included in the module.

The basic competencies in the module help students to find out what is expected of them in learning. Students can clearly see what skills and knowledge they need to master, allowing them to self-regulate and monitor their progress in a more targeted manner of basic competence

then gave birth to learning objectives. Clear learning objectives enable effective measurement and evaluation of student achievement. By setting specific goals, teachers, and students can evaluate the extent to which these goals have been achieved, thus providing valuable feedback to improve learning.

3. Page of learning objectives and learning outcomes

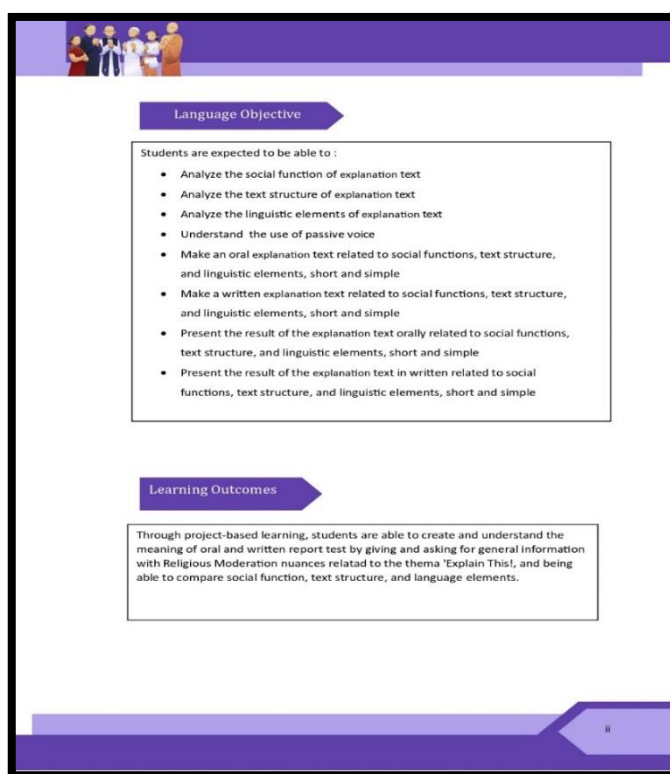


Figure 4.9 page ii learning objectives and learning outcomes

Integrating basic competencies and indicators into ELT material has benefits in linking English learning with the learning standards set by the curriculum or educational institutions. This ensures that students learn according to predetermined learning objectives. The purpose of

this competency is not only limited to students' understanding of a material, but how they can implement it in their daily lives proficiently and responsibly. Therefore, incorporating basic competencies and indicators into modules can provide important guidance in directing learning, setting standards, assessing achievement, and encouraging student engagement. Both are valuable tools in ensuring the achievement of clear and measurable learning objectives. While, Learning outcomes is an expression of educational goals, which is a statement about what students know, understand, and can do after completing a learning period. Learning outcomes are abilities acquired through the internalization of knowledge, attitudes, skills, competencies, and the accumulation of work experience.

4. The main part of the module (the activity)

The main part of this module includes several sub-headings, namely Determine the topic, Pre-communication, Determining the Basic Question, Design the Project Plan, The Result, and Evaluating Experiences.

a. Determining the topic

Determining topic consists of one activity . Here is the explanation :

EXPLANATION TEXT

Determine the topic

Let's understand the topic!

What is Explanation Text

Explanation is a text which tells processes relating to forming of natural, social, scientific and cultural phenomena. Explanation text is to say 'why' and 'how' of the forming of the phenomena. It is often found in science, geography and history text books.

(Dr. Suwartono, M. Hum)

Sosial Function of Explanation

The social function of Explanation text is to explain the audience how and why something works or happens. (Dr. Suwartono, M. Hum)

1

Figure 4.10 page 1 determine the topic.

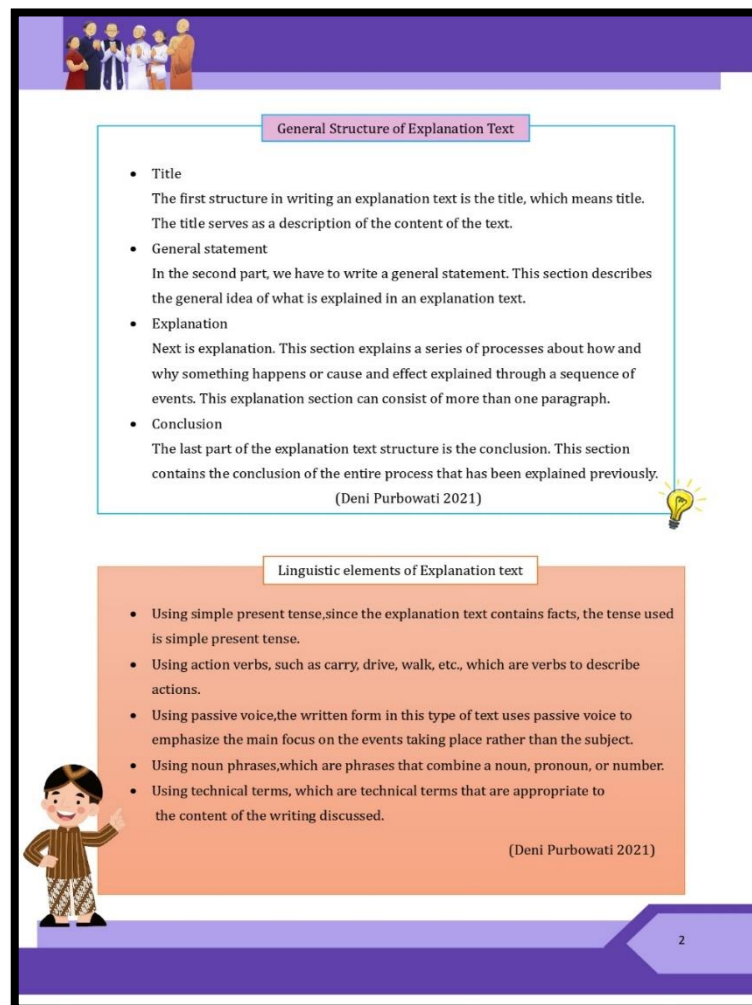


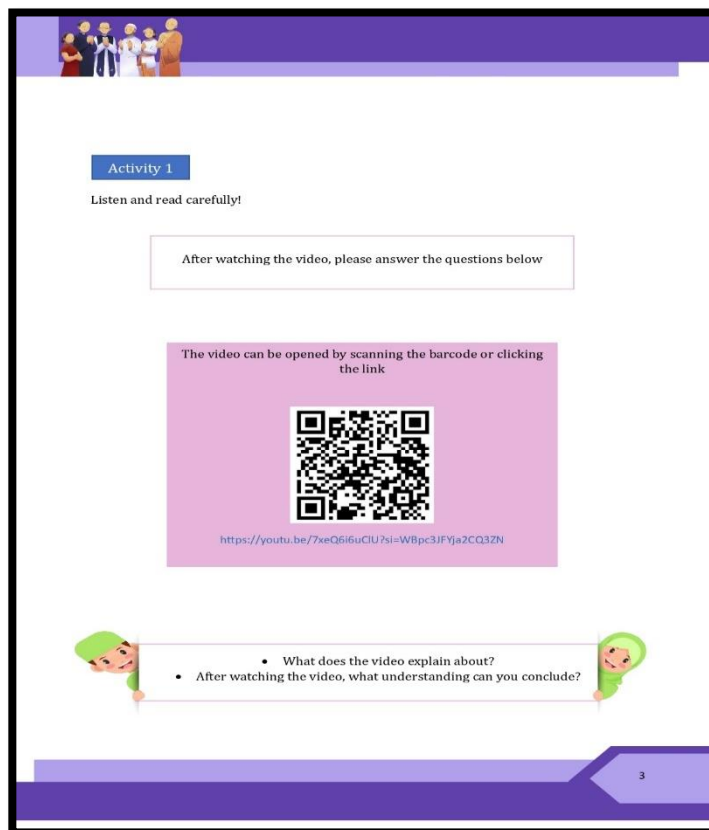
Figure 4.11 page 2 determine the topic

The title of this unit is “Determine the Topic”. Determine the topic helps in focusing the learning on a specific area or issue. There are two pages that contain an explanation of explanation text with the command “Let’s Understand the Topic”. This helps students to direct their efforts, gather knowledge, and develop the necessary skills more purposefully. The researcher has adapted these steps to facilitate systematic learning for students.

The researcher briefly explained the definition, social function

(purpose), general structure, and linguistic elements of the explanation text. Next, there are four pictures which describes a person with different expressions, this is to help students be motivated in learning and to make the module appear more attractive.

The next component is the task title and instructions. The task title is meant to give students a first impression of what they will be working on, while the instructions are meant to give students a clear explanation of what they must do to complete the task.



The screenshot shows a digital learning interface with a purple header and footer. At the top left, there is a small illustration of a group of people. The main content area is white. It starts with a blue box labeled 'Activity 1'. Below this, the text 'Listen and read carefully!' is displayed. A yellow box contains the instruction 'After watching the video, please answer the questions below'. A pink box follows, stating 'The video can be opened by scanning the barcode or clicking the link'. Inside the pink box is a QR code and a URL: <https://youtu.be/7xeQ6i6uClU?si=W8pc3JFyja2CQ3Zn>. At the bottom, two cartoon characters, a boy and a girl, are holding a white box with two bullet points: '• What does the video explain about?' and '• After watching the video, what understanding can you conclude?'. The page number '3' is visible in the bottom right corner of the footer.

Figure 4.12 page 3 determine the topic

This component was added to the “determine the topic” section to introduce and build students’ understanding of the basic concepts of explanation text. The researcher inserts a video into the barcode that will be scanned by students, then students are asked to answer questions related to the video. The challenge for researcher in selecting relevant videos for ELT materials is that not all topics or learning concepts have directly relevant or sufficient videos.

Some topics may not have video available, or existing videos may not have quality standards or learning needs. This poses an obstacle for researcher in finding suitable videos that relates to religious moderation. Videos of English learning materials should be appropriate for students’ level of understanding. Sometimes, existing videos may be too simple or too complicated, and therefore not suitable for students’ needs and abilities. Finding appropriate videos with the right level of understanding can be difficult for the researcher.

b. Pre-Communication

The other part of the module is pre-communication. Activities 1,2,3, and 4 are contained in this section. Here is an explanation of the components and the organization.

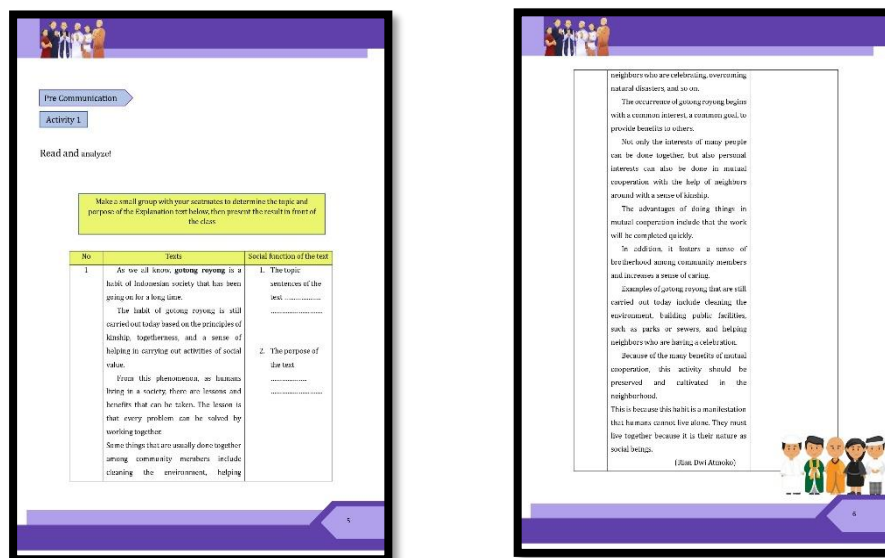


Figure 4.14 page 5 and 6 pre-communication.

The first activity of pre-communication section is the researcher provided explanation text, then students are asked to determine the social function of the explanation text, and then present the results in front of the class. The researcher chose the explanation text with the title “*Gotong royong*” to be more in line with activities that contain the values of religious moderation. These text contain the value of one of the four indicators of religious moderation, namely tolerance, helping each other regardless of ethnicity, culture and so on . The researcher hopes that the text can not only improve students' understanding of the explanation text material, but also increase students' knowledge about one of indicators of religious moderation. This was also considered based on the results of students' needs who wanted a form of integrating religious moderation.

Activity 2

Read Carefully!

Make a small group with your seatmates to arrange the random paragraphs below into a Explanation text in order to correct the text structure, then present it in front of the class

Nowadays, there are many ways to smuggle drugs. Even inside prisons, drug smuggling practices have occurred. We can conclude that the spread of drugs is still not resolved.

All parties must work together better to minimize the impact of the drug problem. Starting from education and socialization about the dangers of drugs, to tightening supervision and also providing strict legal action.

Preventing someone from falling into drug use is certainly better than having to prevent them from doing so.

Drugs is a term that stands for narcotics and illegal drugs. There are several types of drugs with different side effects.

But clearly, if these drugs are misused and done by unauthorized people, it will have a negative impact.

In our own country, drug use is prohibited. Many parties are also against the practice of drugs, be it from the government, activists and also Lembaga Swadaya Masyarakat (LSM).

Arrange the random paragraphs above into a valid Explanation text according to the text structure below

Title	
General statement	
Cause and effect Explanation	
conclusion	

Figure 4.16 page 7 and 8 pre-communication

In the activity 2, students are asked to arrange a random paragraph into the correct text structure. The researcher include explanation text with the title “drugs” and the paragraphs that have been scrambled so that students can know the correct order of the text structure of the explanation text. In this task students need to understand the text, this helps improve language comprehension skills.

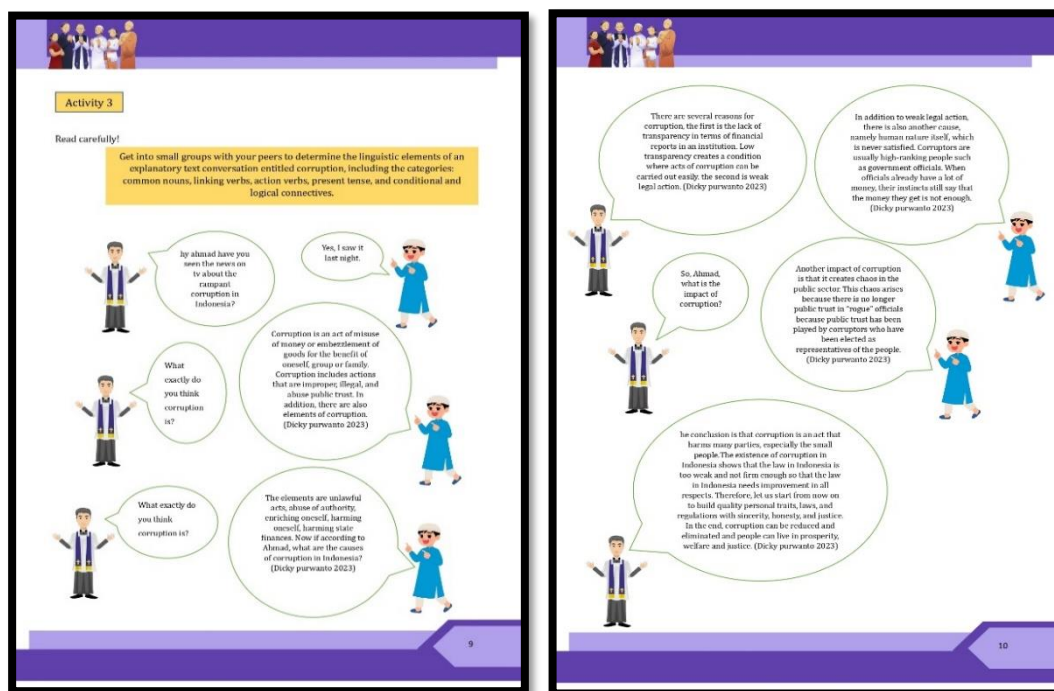
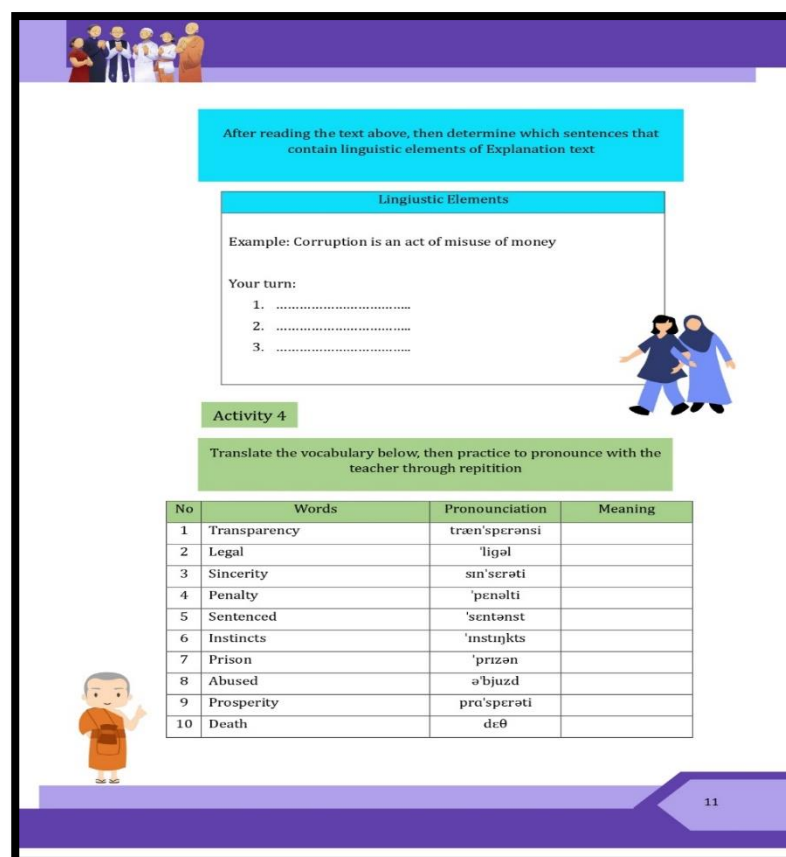


Figure 4.16 page 9 and 10 pre-communication

In the activity 3, students are asked to get into small groups with their seat mates and determine the linguistic elements of an explanation text conversation with the title “corruption”, and then present the results of their analysis in front of the class. The researcher also inserted picture of 2 people who have different religions to be more in line with activities that contain the values of religious moderation. The researcher chose the explanation text with the title “corruption” because it suits the needs of students, and includes the value of religious moderation. The researcher also added this activity to achieve competency standards and indicators, this helps improve students’ language comprehension and expression skills.



After reading the text above, then determine which sentences that contain linguistic elements of Explanation text

Linguistic Elements

Example: Corruption is an act of misuse of money

Your turn:

1.
2.
3.

Activity 4

Translate the vocabulary below, then practice to pronounce with the teacher through repetition

No	Words	Pronunciation	Meaning
1	Transparency	træn'sperənsi	
2	Legal	'li:ɡəl	
3	Sincerity	sɪn'serəti	
4	Penalty	'penəlti	
5	Sentenced	'sentənst	
6	Instincts	'ɪnstɪŋkts	
7	Prison	'prɪzən	
8	Abused	ə'bjuzd	
9	Prosperity	prə'sperəti	
10	Death	deθ	

11

Figure 4.17 page 11 pre-communication

The next section is activity 4, the activity of this section is translating the English word into Indonesian and then practices it with the teacher through repetition. The focus of this activity is that students will repeat by imitating the teacher so that it will be easier to store it in long-term memory and improve pronunciation. The researcher added this activity because of its several benefits, such as helping students expand their vocabulary by learning different types of factual explanation text.

c. Determine The Basic Question

Another section of this unit is Determine Basic Question. The activities focus to improving students' reading skills. Here is an explanation of the components and the organization.

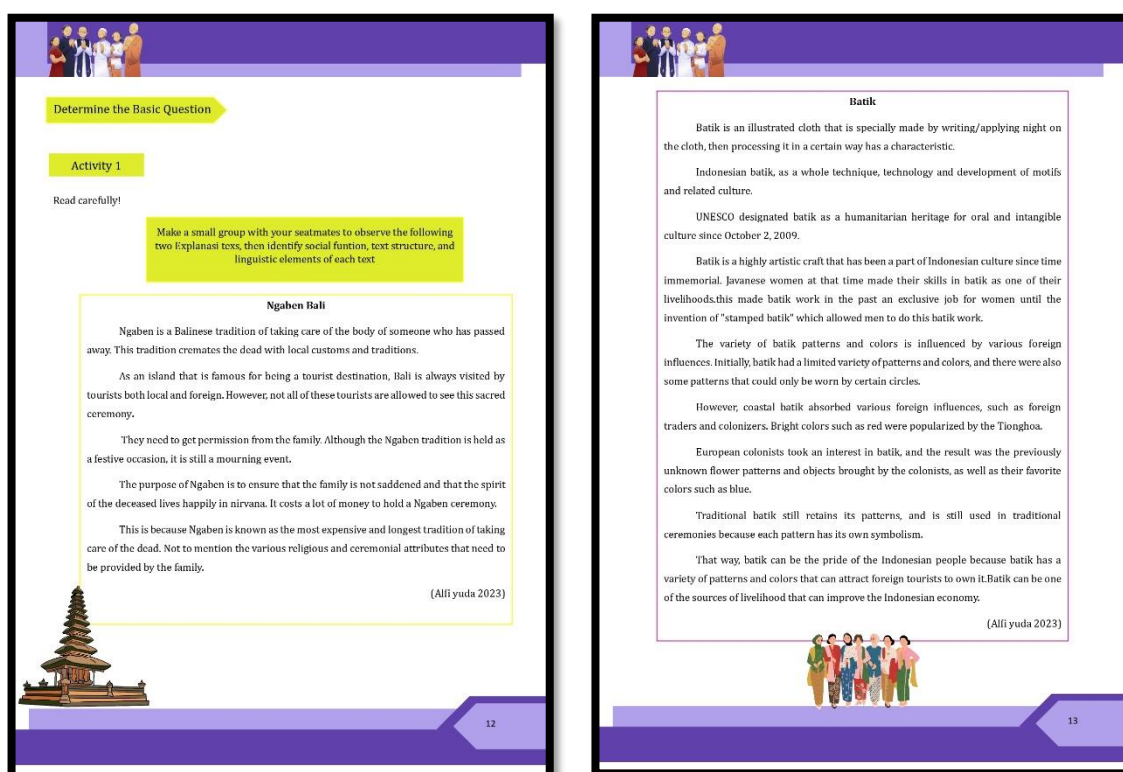
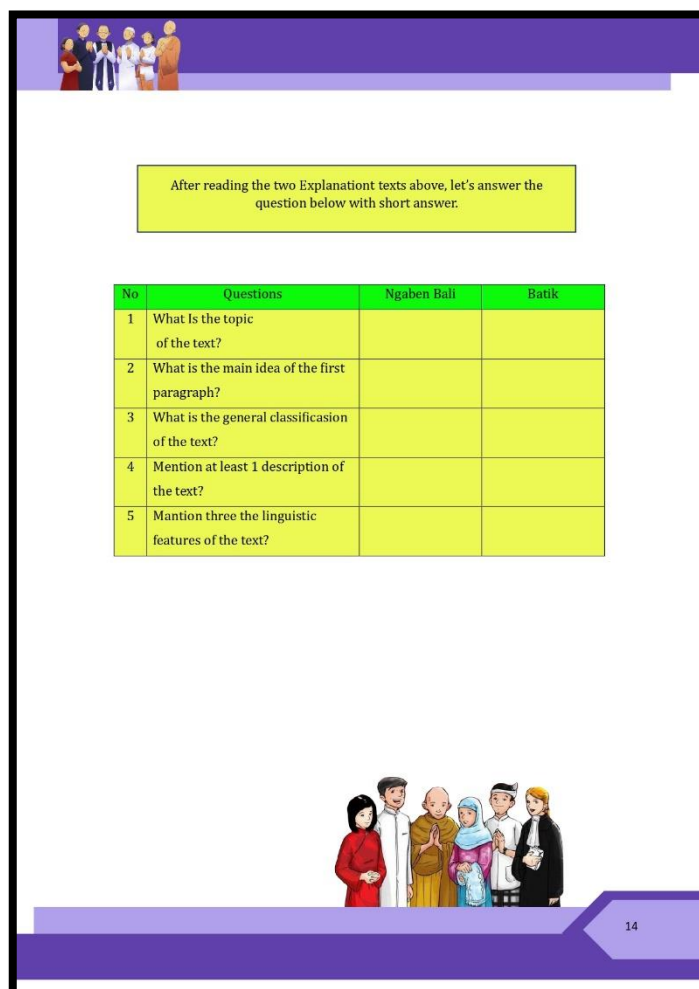


Figure 4.18 page 12 and 13 determine the basic question



After reading the two Explanation texts above, let's answer the question below with short answer.

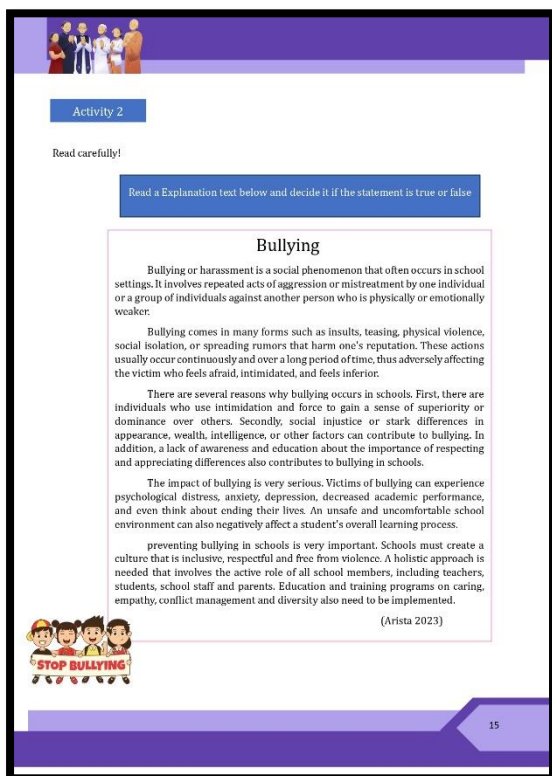
No	Questions	Ngaben Bali	Batik
1	What Is the topic of the text?		
2	What is the main idea of the first paragraph?		
3	What is the general classification of the text?		
4	Mention at least 1 description of the text?		
5	Mention three the linguistic features of the text?		

14

Figure 4.19 page 14 determine the basic question

In the activity 1 of determine the basic question, students make small groups and then compare two explanation texts by answering questions. This activity focuses on reading comprehension to determine social function, general structure, and linguistic elements. The researcher included two texts explanation accompanied with pictures covering material with the title “*ngaben Bali*” and “*Batik*” which describe culture in Indonesia. After reading these two texts, students are expected to know one of the traditional Bali funeral ceremonies called *Ngaben*, and

Batik as a traditional textile art. Both can also help students again awareness and appreciation of Indonesian culture by studying two important aspects of the culture. In addition, students are expected to ensure that students understand the cultural and historical meaning of *Ngaben* as one of the unique burial traditions in Indonesia, and *Batik* as a famous Indonesian traditional cloth making technique. These two texts also contain indicator points for religious moderation, namely the indicator of acceptance of tradition. The researcher prepared some questions that will be answered with simple answers about the explanation text.



Activity 2

Read carefully!

Read a Explanation text below and decide if the statement is true or false

Bullying

Bullying or harassment is a social phenomenon that often occurs in school settings. It involves repeated acts of aggression or mistreatment by one individual or a group of individuals against another person who is physically or emotionally weaker.

Bullying comes in many forms such as insults, teasing, physical violence, social isolation, or spreading rumors that harm one's reputation. These actions usually occur continuously and over a long period of time, thus adversely affecting the victim who feels afraid, intimidated, and feels inferior.

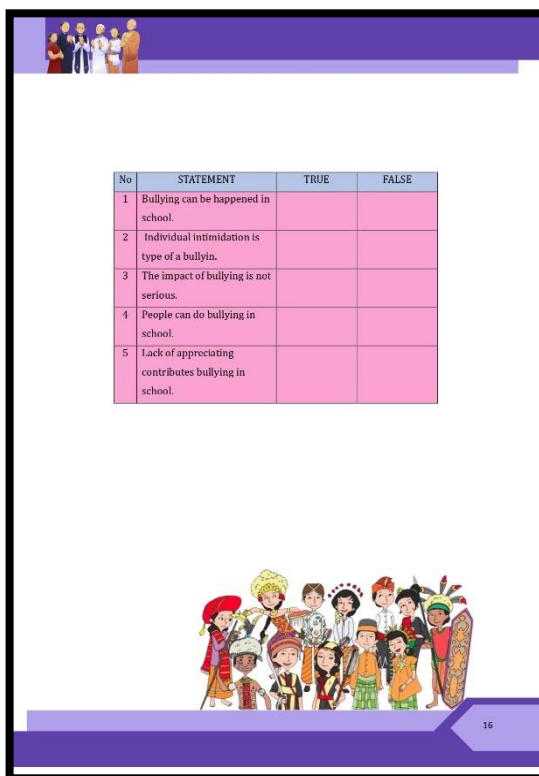
There are several reasons why bullying occurs in schools. First, there are individuals who use intimidation and force to gain a sense of superiority or dominance over others. Secondly, social injustice or stark differences in appearance, wealth, intelligence, or other factors can contribute to bullying. In addition, a lack of awareness and education about the importance of respecting and appreciating differences also contributes to bullying in schools.

The impact of bullying is very serious. Victims of bullying can experience psychological distress, anxiety, depression, decreased academic performance, and even think about ending their lives. An unsafe and uncomfortable school environment can also negatively affect a student's overall learning process.

preventing bullying in schools is very important. Schools must create a culture that is inclusive, respectful and free from violence. A holistic approach is needed that involves the active role of all school members, including teachers, students, school staff and parents. Education and training programs on caring, empathy, conflict management and diversity also need to be implemented.

(Arista 2023)

STOP BULLYING



No	STATEMENT	TRUE	FALSE
1	Bullying can be happened in school.		
2	Individual intimidation is type of a bullyin.		
3	The impact of bullying is not serious.		
4	People can do bullying in school.		
5	Lack of appreciating contributes bullying in school.		

Figure 4.20 page 15 and 16 determine the basic question

In the activity 2, students will complete the reading task by reading carefully the explanation text. After reading the text, students are asked to answer true/false questions from the statement of the explanation text with the title “bullying”. The researcher provided this text to students' insight into the importance of mutual respect and this reading text also explains the very dangerous negative impact of bullying. One of the indicators of religious moderation is non-violence. This activity is also intended to enrich students' vocabulary and measure students' comprehension of what they read by deciding whether or not the statements match what they read.

d. Design The Project Plan

The next section is Design the Project Plan. Here is an explanation of the components and the organization.



Figure 4.21 page 17 design the project plan

The focus of this activity is not only to improve student's writing and speaking skills but also to foster their creativity and critical thinking skills. By creating a explanation text, students are encouraged to think imaginatively and express their thoughts effectively through written communication. In this activity, students are asked to create an oral explanation text individually by including the value of religious moderation and then present it in front of the class. The researcher included this task with the aim that students can create a work of explanation text on their own without the help of others, also helps students to dare to appear in front of people, besides that it is also to improve students' speaking skills.

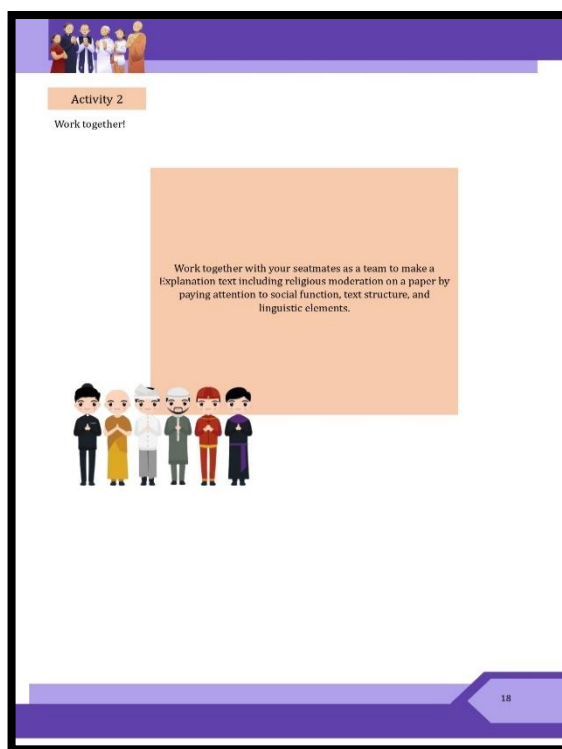
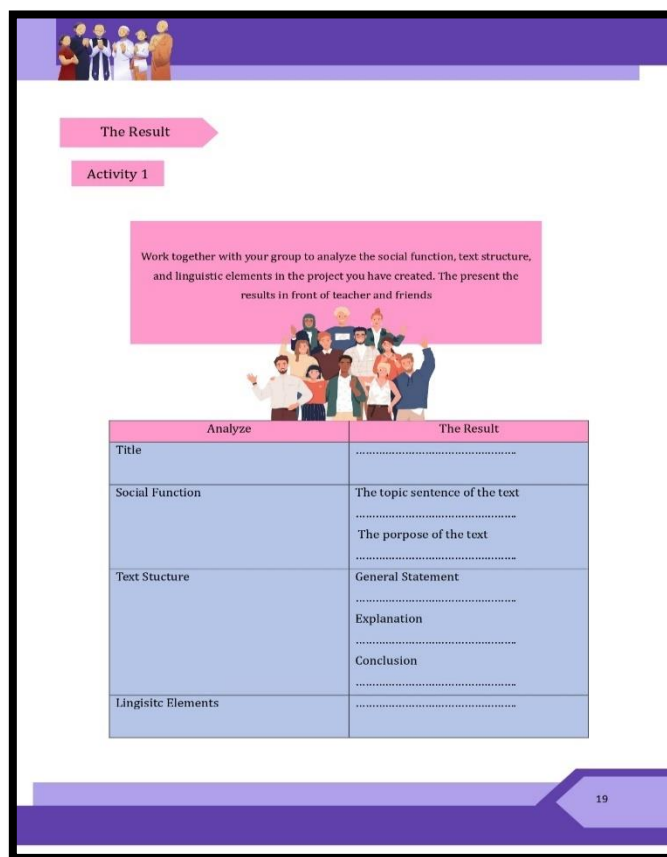


Figure 4.22 page 18 design the project plan

The next section is activity 2 on the Design the Project Plan. This activity enhances creativity and understanding in students and good cooperation with groupmates. Some instructions instruct students to make small groups with their seatmates and then create a text by paying attention to the components that contained in the explanation text. This task stimulates students' language skills, creativity, and critical thinking skills while providing them with a meaningful context for applying their knowledge practically and interestingly. In addition, there is a picture of a group of men, each of whom has a different religion and belief, this picture can make the module look more attractive.

e. The Result

The next unit in the module component is the Result. This activity is expected to increase student creativity. Here is the explanation.



The Result

Activity 1

Work together with your group to analyze the social function, text structure, and linguistic elements in the project you have created. The present the results in front of teacher and friends

Analyze	The Result
Title
Social Function	The topic sentence of the text The purpose of the text
Text Structure	General Statement Explanation Conclusion
Lingisitic Elements

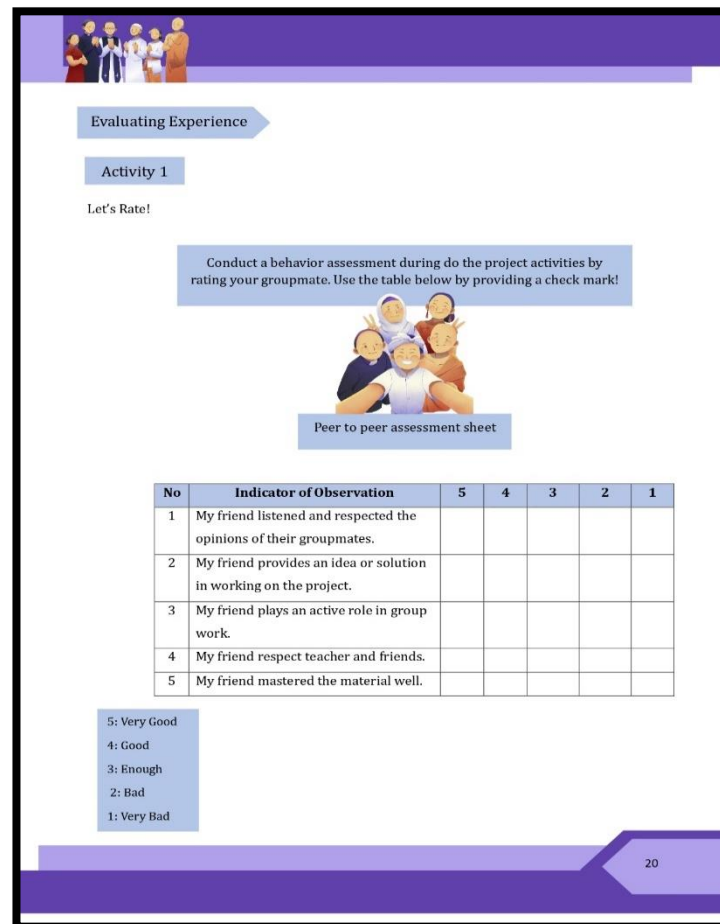
19

Figure 4.23 page 19 the result

After making explanation text in groups, students will analyze the text into the components of explanation text. Students will analyze the social function, general structure, and linguistic elements contained in the explanation text they have made. This can increase creativity in students. After that, students will present the results of their analysis in front of the teacher and their friends, which can improve students' speaking skills and increase self-confidence. The researcher added this task to see students' understanding of the components contained in the explanation text, and can also achieve the competency standards.

f. Evaluating Experience

The next section is Evaluating Experience. This section includes activities 1 and 2. The focus at this stage is peer-to assessment and learning assessment.



Evaluating Experience

Activity 1

Let's Rate!

Conduct a behavior assessment during do the project activities by rating your groupmate. Use the table below by providing a check mark!

Peer to peer assessment sheet

No	Indicator of Observation	5	4	3	2	1
1	My friend listened and respected the opinions of their groupmates.					
2	My friend provides an idea or solution in working on the project.					
3	My friend plays an active role in group work.					
4	My friend respect teacher and friends.					
5	My friend mastered the material well.					

5: Very Good
4: Good
3: Enough
2: Bad
1: Very Bad

20

Figure 4.24 page 20 evaluating experience

The table can be used by students to assess friendships between friends. Peer-to-peer assessments are a form of evaluation where students provide feedback and assess the work of their peers. It involves students evaluating the performance, progress, or quality of their peers' work based on predetermined criteria or standards. The components of

this assessment include discipline, responsibility, cooperation, respect, and creativity. Students assess their groupmates by giving a rating of less, enough, good, or very good on each component. In conclusion, peer assessment is a valuable approach that empowers students to be active participants in the assessment process. It encourages collaboration, critical thinking, selfreflection and communication skills, which contribute to a holistic and studentcentered learning experience.

Activity 2

Let's evaluate!

Let's evaluate your understanding and learning activities by answering several questions below!

In the material that you have studied before, it contains the values of religious moderation that consist of four indicators, which are:

- National Commitment: Pre Communication (Activity 2 and 3)
- Tolerance: Pre Communication (Activity 1) and Determine the Basic Question (Activity 1)
- Anti-Violence: Determine the Basic Question (Activity 2)
- Accommodating Local Culture: Determine the Basic Question (Activity 1)

Let's evaluate your understanding

Based on the fourth indicators of religious moderation mentioned above, what values can you learn from the material that has been studied before?

21

Let's evaluate your learning activity

Do you understand how to write a Explanation text?

Which part of activity did you was good? And which oart do you think is not good?

Which activity do you find difficult?

Aspects	Criteria and Scores			
	Very good	good	enough	less
knowledge	4	3	2	1
attitude				
Skills				

22

Figure 4.25 page 21 and 22 evaluating experience

The next step is to evaluate the learning process to determine if it was successful or unsuccessful for the student , what the most difficult

aspect of the learning process was for the student, and finally, how well the students understood the material and how well the students understood the values of religious moderation. This component is crucial for highlighting in an objective manner the benefits of their educational process and letting them know what they need to do to carry out corrective action. Giving students' permission to submit evaluations makes them feel more engaged and motivated throughout the learning process. This increases their participation and fervor in achieving their educational goals. In addition to that, dialogue evaluation functions as a means of communication between students and teachers. This creates a bond between students and teachers in which students feel understood and valued throughout the educational process. Additionally, based on the evaluation of the students, the teacher can provide feedback and guidance that is more accurate. This also assists the teacher in better understanding the needs and characteristic of each student. Information obtained through the evaluation form helps the teacher adapt their teaching methods, give out assignments, or give out the challenges that are appropriate for each students' needs.

Even though the results of the teacher evaluation survey are significant, there are a few concerns that must be taken into consideration, such as the possibility that the survey's respondents may lack the knowledge or understanding necessary to provide accurate and

thorough evaluations. They can be struggling to recognize the specific aspects that needs to be topped off or to provide a targeted advice. This could reduce the amount of information from the evaluation score if the evaluation being given isn't always accurate or pertinent.

g. Page of Word List

This page consist of a vocabulary list. The word list is the vocabulary contained in the module.



Words	Pronunciation	Meaning
Technique	tek'nik	Teknik
Technology	tek'nolodji	Teknologi
Development	dɪ'veləpmənt	Pembangunan
Humanitarian	ˌhju:mənə'tɪəriən	Kemanusiaan
Craft	kraɪft	Kerajinan
Ceremony	ˈserəˌmoʊni	Upacara
Reaffirm	riə'fɜ:m	Tegaskan kembali
Belief	bɪ'li:f	Keyakinan
Fascinating	ˈfæʃəˌneɪtɪŋ	Menarik
Rich	rɪʃ	Kaya
Overcoming	ˌoʊvərˌkʌmɪŋ	Mengatasi
Disaster	dɪˈzæstər	Bencana
Preventing	prɪˈvɛntɪŋ	Mencegah
Spread	spreɪd	Penyebaran
Prohibited	prəʊ'hɪbɪtəd	Dilarang
Illegal	ɪ'lɪɡəl	Ilegal
Manipulate	mə'nɪpjʊˌleɪt	Memaniipulasi
Justice	'dʒʌstɪs	Keadilan
Heritage	'herɪtədʒ	Warisan
Existence	ɪɡ'zɪstəns	Koheradaan
Symbolism	'sɪmbəlɪzəm	Simbolisme
Colonists	'kɒlənɪsts	Penjajah
Exclusive	ɪk'sklʊzɪv	Eksklusif
Attract	ə'trækt	Menarik
Tourist	'tuərɪst	Turis
Law	lɔ	Hukum

Figure 4.26 page 23 word list

This summary page was created based on an analysis of the students' needs and their goals for incorporating vocabulary into the ELT materials. The vocabulary revolves around words and expressions that are closely related to religious moderation. In addition, on this page, the

researcher provided the meaning of each word to ensure that students have a thorough understanding of the topic under discussion. This helps students understand the meaning of the word and the context in which it is used.

By introducing vocabulary commonly used in everyday life or real-life situations, students become better equipped to engage in conversation and express themselves effectively. This approach helps students develop language skills relevant to their daily experience, fosters a deeper understanding of language and encourages active participation in discussions.

Overall, the inclusion of relevant vocabulary in ELT materials allows teachers to assist students in improving their language proficiency, especially in terms of speaking and writing. Moreover, these materials also serve as a motivational tool, inspiring students to continue their language learning journey by providing meaningful and culturally relevant content.

h. Page of Summary

This page consists of a summary, which includes active and passive voice with forms and examples. Here is the explanation.

Smuggle	'smagel	Penyelundupan
Conversely	'kunjorsli	Sebaliknya
Variety	va'raoti	Variasi
Facilities	fa'silatiz	Fasilitas
Include	m'klud	Termasuk
Impact	'impakt	Dampak
Prison	'prizon	Penjara

Summary

Social function of Explanation Text
The social function of Explanation text is to explain the audience how and why something works or happens.
(Dr. Suwartono, M. Hum)

Structure Text of Explanation Text
Explanation is a text which tells processes relating to forming of natural, social, scientific and cultural phenomena. Explanation text is to say 'why' and 'how' of the forming of the phenomena. It is often found in science, geography and history text books.
(Dr. Suwartono, M. Hum)

Linguistic Elements of Explanation Text

- simple present tense
- Action verbs
- passive voice
- noun phrases
- technical terms

(Deni Purbowati 2021)

General Structure of Explanation Text

- Title
- General statement
- Explanation
- Conclusion

(Deni Purbowati 2021)

Language focus and skill

- Simple Present Tense.
- Action Verbs.
- Action Verbs
- Passive Voices.
- Conjunction.
- Technical Terms.

Figure 4.27 page 24 and 25 summary

This page was also created based on the results of the student need analysis, where students agreed to include a summary in the learning material. The component is the explanation of active and passive voice including the forms and the examples. Summaries are an effective way to present important information in a concise and organized manner. By including summaries in ELT documents, students can better understand the topic or text being studied. Summarizing helps students identify key points and make connections between the information presented, thus improving overall understanding. It can help students' process information more effectively and quickly. In English language

learning, where there are many aspects to cover, summarizing can help students overcome information overload and focus on the core material being studied.

At the development stage, the researcher has created a module with a blueprint layout as a guide at this stage and focused on developing suggested ELT material based on religious moderation. The module developed refers to creating, selecting, adjusting and organizing materials and activities to achieve learning objectives. Therefore, the contents of the book, such as the text, the format of the graphics, the color, the image, and the font are carefully chosen.

The development findings describe the systematic organization of each component in the book, starting from the cover and extending to the final pages. The components include the cover page, the page detailing the standard and basic competencies, the page presenting the learning objectives and the learning outcomes, the main part of the book (which consists of activities), the vocabulary list page, and the summary page.

D. English Textbook Before and After Revision

After developing the materials, the researcher presented the developed teaching module to the validators and received valuable feedback to improve the textbook. Next, the researcher conducted a self-evaluation, which led to modifications in some components of the textbook.

Table 4.6
Validators' suggestion on the developed textbook

No	Validation	Suggestions
1.	Validator 1	<ul style="list-style-type: none"> • Setiap bacaan menggunakan rata kanan kiri biar kelihatan rapi • Jika menggunakan Bahasa daerah baiknya menggunakan italic karna modulnya merupakan modul Bahasa Inggris
2.	Validator 2	<ul style="list-style-type: none"> • Perhatikan baik baik apa yang dimaksud learning outcomrs • Mengubah pilihan kata agar lebih muda di mengerti

Module before and after revision

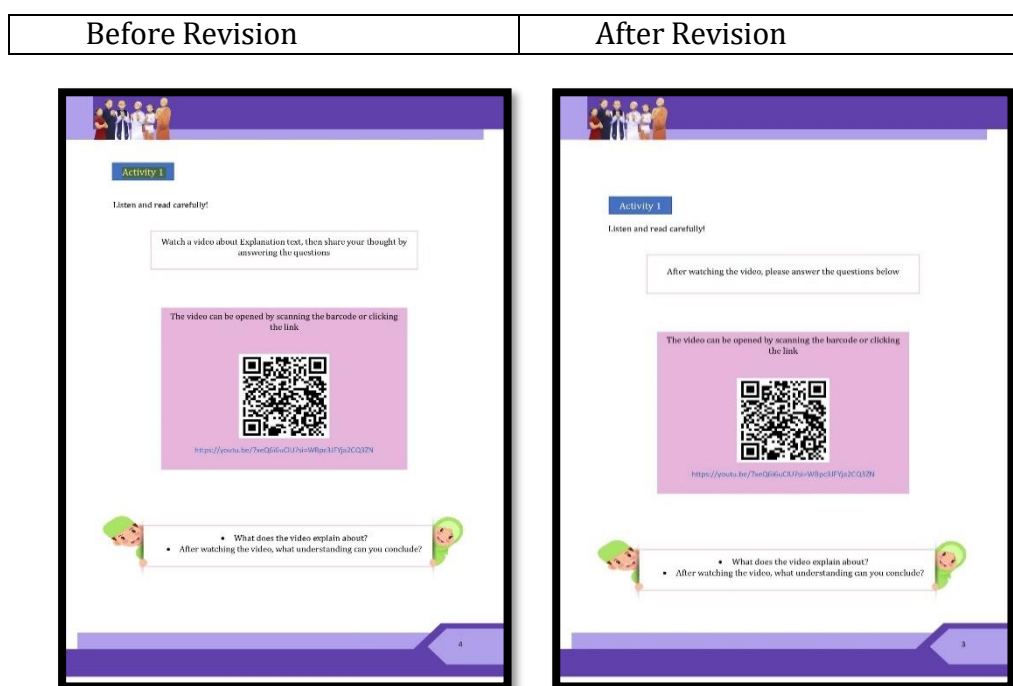


Figure 4.28 page 4 Activity

On the page 4, before the revision, the researcher used the sentence “watch a video about explanation text, then share your thought by answering the questions”. After the revision, the researcher changed

the sentence into “After watching the video, please answer the questions below.

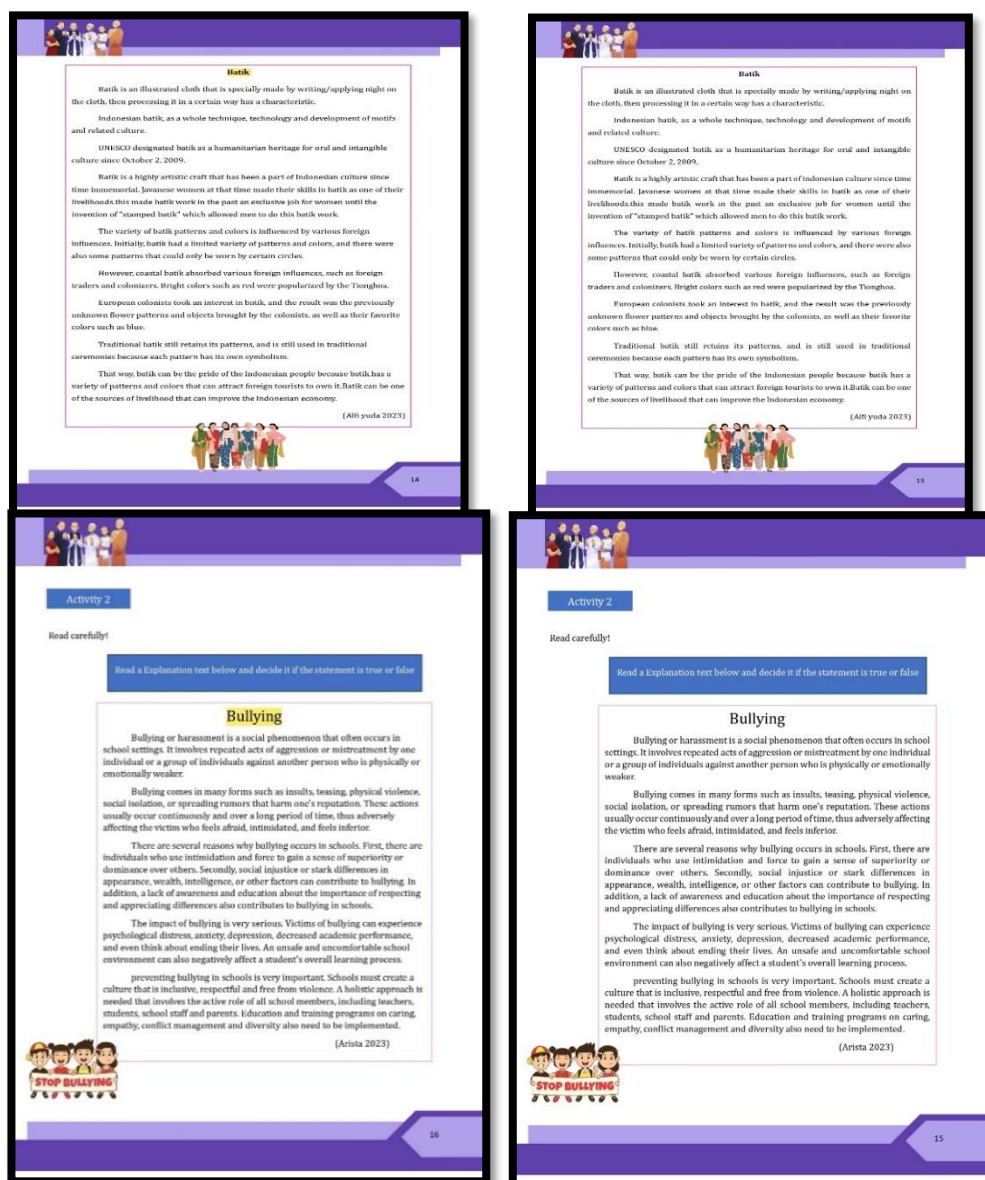


Figure 4.29 page 13 and 15 Activity 2

On the page 13 and 15, before the revision, the text format used Center format. After the revision, the researcher changed the text format

to Justify to make it look neater.

In the Development stage, create factual sample for the instruction design; collecting relevant data resources to enrich the module, develop the materials of the course; making illustration, scheming, and creating graph needed, typing, editing, and also laying out the text book is performed, run through the conduction of the design; validating the draft of development product and revision after expert input will be performed (Susiana 2019).

In this stage, the researcher created a module with a blueprint layout as a guide at this stage and focused on developing suggested ELT material based on religious moderation. The module developed refers to creating, selecting, adjusting and organizing materials and activities to achieve learning objectives. Therefore, the contents of the book, such as the text, the format of the graphics, the color, the image, and the font are carefully chosen.

E. The Result of Validation

1. The Result of Blueprint Validation

The researcher created a blueprint design and then presented it to the validators to determine whether each component was in line with the learning objectives. Each validator evaluates the blueprint and provides feedback and suggestions to improve it. Blueprint validation is an important step in developing a learning program. It ensures that the

program meets the educational objectives, is practical and durable, free from errors and inconsistencies, and improves the overall effectiveness and quality of education. Several important factors will be evaluated, and the results will be used as a reference to improve the clarity of the design so that it is easier to understand and effective in the classroom.

Table 4.8
Validation result of blueprint

No	Statement	Score from validator 1	Score from validator 2	Mean score	Result
Course Content					
1.	The blueprint is consistent with the syllabus for Senior High School (SMA) in Curriculum 2013	4	4	4	Valid
2.	The content material is appropriate with the course of Students in Senior High School in the eleventh grade	4	5	4.5	Valid
Learning Outcomes					
3.	Learning outcomes include integrated skills in English (reading, writing, speaking and listening)	4	3	3.5	Valid
4.	The learning outcomes are clearly stated	4	4	4	Valid

Indicator					
5.	These indicators provide learning experience for students to achieve learning outcomes	4	4	4	Valid

6.	The indicator is expressed systematically	4	4	4	Valid
7.	The indicators are clearly stated	4	4	4	Valid
Skills					
8.	The blueprint supports actively English skills	4	3	3.5	Enough valid
Activity					
9.	The blueprint provides suitable tasks for the students	3	4	3.5	Enough valid
10.	Students are evaluated based on the learning outcomes and indicators	3	4	3.5	Enough valid
Evaluation					
11.	Student's achievement in the course can be measured fairly	4	3	3.5	Enough valid
Total: 3.82 = Valid					

The compatibility of the blueprint design with the 2013 senior

high school curriculum was the first aspect to be verified. This element received a relatively good validity score, reaching the valid level (4), which indicates that the curriculum is of excellent quality with few shortcomings or problems. The validation findings showed that the blueprints generally met the stated objectives and requirements, for example, in specific knowledge domain such as analytical skills, language focus, time management, and other topics. The validation process went smoothly and as planned. The next aspect was the appropriateness of the content to the eleventh grade subject, which also reached the valid level (4.5). it can be conclude that the teaching materials are appropriate for the topics that students should learn, especially the “explanation text” in unit 8. Another important component that needs to be verified is whether the learning outcomes of this course have integrated the four macro skills in English or not. This result reached the enough valid level (3.5), which indicates that the four major language skills that students need to develop have been covered in the learning outcomes. The next aspect to be validated was whether or not the learning objectives were clearly stated. This result reached the valid level (4), which indicates that the learning outcomes set are real, measurable, and observable.

Another aspect to note is the learning achievement indicators for students to reach the culmination of subject learning. This component reached the valid level (4), which means that the indicators were designed based on the learning objectives and basic skills to effectively

guide students towards the desired outcomes. Ensuring a blueprint that supports integrated English language skills is the next component to be verified. The curriculum is designed to provide learning objectives that incorporate speaking, listening, reading, writing, and other skills, and this aspect achieved a enough valid (3.5). The next aspect to be validated is whether the blueprint provide appropriate tasks for students. This aspect reached a valid level (4), which indicates that the tasks provided are aligned with the learning indicators to support meaningful and effective learning. The evaluation component should be considered when creating the blueprint so that students' achievement in the course can be accurately measured. Students are evaluated based on the learning outcomes and indicators. These components obtained validation scores that reached the valid level (4), indicating that the assessment formula and evaluation process are appropriate to evaluate the predicted level of student achievement.

2. The Result of Textbook Validation

After making some adjustments, the researcher were finally able to draw conclusions from the results of the textbook validation. The researcher has adapted the validation checklist from Rahayu (2022), by including instrument points such as content feasibility, presentation feasibility, language feasibility, and graphical feasibility, which are derived from the textbook feasibility instrument proposed by BNSP.

a. Content Feasibility

The relevance of materials to the SK (standard competency) and KD (basic competency), the accuracy of the information, and the availability of supporting materials are three crucial aspect covered by the content feasibility of a module.

Table 4.9 Content feasibility

No.	Statement	Score from validator 1	Score from validator 2	Mean score	Result
1.	The materials are in accordance with Standard Competency (SK) and Basic Competency (KD) of English lessons in Senior High School.	4	4	4	Valid
2.	The materials are in accordance with the learning indicators.	4	4	4	Valid
3.	The material interactively and participatively represents the Projectbased Learning (PJBL).	4	3	3.5	Enough Valid
4.	Input for reading (the text) in the materials is related to the topic of the unit.	4	3	3.5	Enough Valid
5.	Input for listening (the video/audio) in the materials is related to the topic of the unit.	4	4	4	Valid Valid
6.	Input for speaking (monologue/dialogue) in the materials is related to the topic of the unit.	4	4	4	Valid

7.	Input for writing in the materials is related to the topic of the unit.	4	4	4	Valid
8.	Vocabulary in the materials is related to the topic of the unit.	4	4	4	Valid
9.	Language function in the materials is related to the topic.	4	3	3.5	Enough Valid
10.	Activity for reading in the materials is related to the learning indicators of the unit.	4	4	4	Valid
11.	Activity for listening in the materials is related to the learning indicators.	4	4	4	Valid
12.	Activity for speaking in the materials is related to the learning indicators.	4	4	4	Valid
13.	Activity for writing in the materials is related to the learning indicators.	3	4	3.5	Enough Valid
14.	Activity in learning vocabulary is related to the learning indicators.	3	4	3.5	Enough Valid
15.	Activity in learning grammar is related to the learning indicators.	3	3	3	Enough Valid
16.	Activity in learning pronunciation is related to the learning indicators.	3	4	3.5	Enough Valid
17.	The materials can encourage the students to explore more about the topic in their daily lives.	4	4	4	Valid

18.	The texts are directed in developing students' communication abilities in order to achieve social functions.	4	4	4	Valid
19.	The sources of materials are acceptable	4	4	4	Valid
20.	The materials can lead the students to develop their personal, social, and academic-related to their English proficiency.	4	4	4	Valid
21.	The materials are integrated with religious moderation in appropriate form.	4	4	4	Valid
22.	The religious moderation integration in the materials is suitable for the topic, input, and task in the materials.	4	4	4	Valid
23.	The form of religious moderation integration in the materials is balanced with the English module.	4	4	4	Valid
Total		3.83			Valid

Based on the module validation results, an overall score of 3.83 (Valid) was obtained. The first characteristic that was validated was the suitability of the material with SK (standard competency) and KD (basic competency). The module is designed to help students achieve their educational goals more effectively. The researcher consider this goal-oriented learning specificity a priority when creating textbooks and planning curricula. Content accuracy, which refers to the correctness of concepts, facts, and various information in the module, is a different aspect. The module created contain relevant content, images, and information collected from reliable sources. The contents, images, and explanations mentioned in the module are accurate and relevant. The third component of content suitability is the availability of supplementary materials that can help students find additional information through textbook. The resulting module aims to increase students' enthusiasm, interest, and curiosity, in addition to improving their English language skills.

b. Presentation Feasibility

In terms of feasibility, several important aspects should be considered. These include technical presentation (pictures, motivational sentences, relevant topics, appropriate level of difficulty) and learning presentation (student-centered, scientifically oriented, communicative). In addition, the completeness of the presentation material, from the

preface to the book cover is very important.

Table 4.10
Presentation feasibility

No.	Statement	Score from validator 1	Score from validator 2	Mean score	Result
1.	The materials presentation includes the cover of textbook, preface, book map, table of content, and identity of the writer.	4	3	3.5	Enough Valid
2.	The presentation of materials clearly divides the opening (cover and unit mind map), main (material unit and task), and closing parts of the textbook (summary and reflection).	4	4	4	Valid
3.	The main part of the material is arranged systematically based on the phases of activity in Project-based Learning (PjBL) namely determining the topic, precommunication, determining the basic question, creating the schedule, designing the project plan, test result, and evaluating experiences.	4	4	4	Valid

4.	The tasks are representing the characteristics of activity phases in Project-based Learning (PJBL) namely determining the topic, precommunication, determining the basic question, creating the schedule, designing the project plan, test result, and evaluating experiences.	4	4	4	Valid
5.	The materials interactively and participatively build interaction in English between students, students and teachers, and students and the wider environment.	3	4	3.5	Enough Valid
6.	The materials can encourage the students to do various communicative tasks creatively and critically.	4	4	4	Valid
7.	The materials and activity presentation encourage students to be responsible for their own learning.	4	4	4	Valid

8.	The materials encourage the students to recognize their success and inadequacy in the learning process.	4	4	4	Valid
9.	The learning settings are related to need analysis.	3	4	3.5	Enough Valid
Total		3.84			Valid

The results of this module met the validity level, which reached the Valid level (3.84) according to the presentation feasibility assessment. Among the technical features of presentation, the module stands out for its engaging elements in terms of activities (tasks) and visual displays, which meet the needs of students. Secondly, the textbook includes student-centered activities that encourage the development of creative and critical thinking skills (scientific learning). The final aspect of material presentation is completeness. Each unit ends with a summary, a reflection, and a list vocabulary of related readings. This module contains all the necessary components, such as the book cover, standard competencies, basic competencies, learning objectives, content, summary, reflection, and vocabulary.

c. Language Feasibility

Language is an essential aspect that requires careful consideration in a module, encompassing language suitability for student development, communicative function, and logical coherence.

Table 4.11

Language feasibility

No.	Statement	Score from validator 1	Score from validator 2	Mean score	Result
1.	The language in input, task, and instruction is clear and understandable.	4	4	4	Valid
2.	The language in input, task, and instruction is interactive and communicative.	4	4	4	Valid
3.	The language used in input, task, and instruction is suitable for students' cognitive development levels.	4	4	4	Valid

4.	The language in input, task, and instruction is appropriate in the aspect of grammar, spelling, and punctuation.	4	4	4	Valid
5.	The language in the materials is holistically cohesive and coherence	4	4	4	Valid
TOTAL		4			Valid

Language feasibility had an overall score of (4) valid. The researcher began the evaluation by assessing the students' English proficiency, ranging from beginning to intermediate language levels and developmental stages. The language level of the textbook was acceptable to the students, with special emphasis on the language of the explanation text, which is a critical component. The researcher ensured that all questions and directions in the textbook were interactive. In addition, the textbook uses straightforward and easy-to-understand syntax to help students in their academic activities. The researcher handled grammatical difficulties with care, ensuring that all text, instructions, and other written information followed good and logical grammatical usage.

d. Graphic Feasibility

The last aspect that must be considered in compiling the module is graphics. Graphics are related to the size of the book, cover, layout, and the presence of the aspects related to the appearance of the textbook. This

is an important consideration because good graphics in learning modules can improve students' visual performance. The use of pictures, graphs, diagrams, and other visual elements can make the module more attractive to users. Attractive graphics can make learning materials more interesting and enjoyable for students. This can help them increase their confidence in dealing with certain topics.

Table 4.12
Graphic feasibility

No.	Statement	Score from validator 1	Score from validator 2	Mean scorer	Result
1.	The materials are printed using ISO standard size (A4, A5, or B5).	4	4	4	Valid
2.	The settings of the cover, unit title, subunit title, illustration, picture explanation, and page number are proportional and do not disturb the students during the learning process.	4	4	4	Valid
3.	The use of letter/character variation (bold, italic, capital) is appropriate and do not too various in type and colour.	4	4	4	Valid

4.	The illustrations (picture, graphic, table, etc.) are aesthetic and functional.	4	4	4	Valid
5.	The colour of the book holistically and in each unit are proportional and do not disturb the students during the learning process.	4	4	4	Valid
6.	The whole design of the module is holistically interesting.	4	4	4	Valid
TOTAL		4			Valid

Based on the graphic feasibility of the module, the overall result is (4) Valid. Times New Roman was chosen as the overall typography because it is easier to read. The book is colored with pleasant color combinations to increase visual interest. The placement of visuals and the design of other components consider the topic or section to be studied, as well as balance, attractiveness, and motivation. The modules follow textbook requirements and are printed on A4 paper.

At the evaluation stage, the researcher only completed the formative assessment in the design, and development stage. The evaluation process is important to ensure that the materials meet the students' needs, the researcher evaluated each step to ensure it achieves

the goals using the instructional design and material to meet the students' needs.

To evaluate this stage, the researcher used validation checklist as a tool used by the evaluation team consisting of 2 expert validator and 1 English teacher who teaches in the ninth grade. The researcher has adapted the validation checklist from Rahayu (2022), by including instrument points such as content feasibility, presentation feasibility, language feasibility, and graphical feasibility, which are derived from the textbook feasibility instrument proposed by BNSP.

The evaluation stage aims to assess the quality of the product and teaching process, both before and after the implementation phase (Branch, 2009).

F. Research Limitation

During the material creation process, the ADDIE model was developed and presented by the researcher. However, the implementation phase could not be completed due to time constraints. As a results, the researcher's focus was on the feasibility of the module before implementation rather than the effectiveness of the findings during the learning process. This allow the researcher to distribute the module exclusively to English teachers or next researcher, the researcher hopes that the resulting module can be used and assessed for effectiveness.

CHAPTER V

CLOSING

A. Conclusion

Based on the formulated research questions, several conclusion can be drawn from the systematic research process.

1. In the analysis stage, The researcher figured out what students needed to learn by interviewing the teachers, looking at class materials, and distributing a questionnaire to students. The questionnaire includes information about the student's identity, the target needs to be identified from the syllabus and existing materials, and learning needs, which includes several important questions about the organization material, the content of the material, and the characteristics of the learners. This information helped the researcher to design the teaching materials.
2. The researcher made a syllabus design at the design stage, which also produced ELT materials that integrated the values of religious moderation. The components of the syllabus design include the unit title, basic competencies, learning outcomes, indicators, inputs, language focus and skill, learning activities, and religious moderation. The principles of project-based learning (PjBL) are mostly applied in this module, with the aims of consolidating several tasks into one unit that will assist students in achieving their educational goals.

3. After creating the materials, the researcher turned them into a module.

During the development procedure, the researcher focused on the scope of the development English Teaching Material based on religious moderation by interpreting the fourth indicators of it, organizing the materials by viewing the graphics, design, and layout, and implementing the principles of a qualified textbook. Following the development of the textbook, the researcher assessed its validity by evaluating its content, language, presentation, and graphics.

The researcher conducted a formative evaluation at each stage of the evaluation process. Before proceeding to the next stage, the researcher submitted the results of the data analysis at the analysis stage to the supervisor for review. The results of the blueprint design submitted by the researcher to be validated at the design stage obtained a validity level score of (3.82) after several adjustments were made. The resulting textbook was evaluated at the development stage, and the results showed that the textbook was enough valid in terms of content feasibility (3.83), enough valid in terms of presentation feasibility (3.84), valid in terms of language feasibility (4), and valid in terms of graphic feasibility (4). Finally, through a systematic process of development and revision the developing ELT material based on religious moderation reaches the level of feasibility that has been validated by the validators.

B. Recommendation

To teach students religious moderation, this study created an English teaching module. This module not only contains English content, but also instills the values of religious moderation and includes explanation text on the topic. Teachers can use this module as a resource to improve their students' English skills, especially in terms of showing moderation in writing. Due to its inclusive values, it can be used in places other than religious schools. Since this module was developed using the ADDIE model, the implementation stage is still not completed, so this study can be used as a basis for future researche.

C. Implication

The developed module centers on the content of the explanation text while incorporating the four main principles of religious moderation. These four principles of national commitment, tolerance, non-violence, and cultural adaptation are detailed through various module activities. The aim was to not only improve students' understanding of the explanation text but also foster their understanding and application of religious moderation in daily life. However, due to time constraints, the researcher was unable to implement the module.

BIBLIOGRAPHY

- Arif, K. M. (2021). Concept and Implementation of Religious Moderation in Indonesia. *Al-Risalah*, 12(1), 90
106.<https://doi.org/10.34005/alrisalah.v12i1.1212>
- Aldoobie, N. (2015). ADDIE Model. *American International Journal of Contemporary Research*, 5(6), 68–72. www.aijcrnet.com
- Andriani, F., & Puspitasari, D. (2024). Integrating Religious Moderation Values in an English Course Book. *SALEE: Study of Applied Linguistics and English Education*, 5(1), 110–125. <https://doi.org/10.35961/salee.v5i1.1093>
- Aditia, M. T., & Muspiroh, N. (2013). Pengembangan Modul Pembelajaran Berbasis Sains, Lingkungan, Teknologi, Masyarakat Dan Islam (Salingtemasis) Dalam Meningkatkan Hasil Belajar Siswa Pada Konsep Ekosistem Kelas X Di Sma Nu (Nadhatul Ulama) Lemahabang Kabupaten Cirebon. *Scientiae Educatia: Jurnal Pendidikan Sains*, 2(2), 127–148.
<https://www.syekhnurjati.ac.id/jurnal/index.php/sceducatia/article/view/478>
- Branch, R. M. (2009). Instructional design: The ADDIE approach. In *Instructional Design: The ADDIE Approach*. Springer US. <https://doi.org/10.1007/978-0-387-09506-6>
- Donatus, S. K. (2016). Pendekatan Kuantitatif dan Kualitatif Dalam Penelitian Ilmu Sosial: Titik Kesamaan dan Perbedaan. *Studia Philosophica et Theologica*, 16, 197–210.
- Fortuna, D. S. (2020). Analysis on Character Education Values Found in Bahasa Inggris Untuk SMA/MA/SMK/MAK Textbook For Grade XI of Senior High School. IAIN Kediri.

- Gall, M. D., Gall, J. P., & Borg, W. R. (2003). *Educational Research An Introduction* (A. E. Burvikovs, Ed.; 7th ed.). Library of Congress Cataloging.
- Gustiani, S. (2019). Research and Development (R&D) Method as A Model Design in Educational Research and Its Alternatives. *HOLISTICS JOURNAL*, 11(2).
- Ghufron, M. A. (2022). Incorporating Religious Moderation Values Through English Language Teaching (ELT) Instructional Materials to Prevent Religious Intolerance. *The 1st International Confrence On Cultures & Languages*, 562–574.
- Hilalia, N., Kamsinah, K., & Nurpahmi, S. (2020). Developing English Printed Material on Theme of Plant for Early Young Learners at Paud Terpadu Joy Kids Makassar. *Journal of English Teaching and Learning Issues*, 3(2), 159. <https://doi.org/10.21043/jetli.v3i2.8582>
- Khaeratunissa, B. (2023). Integrating Islamic Values into Factual Explanation Unit 40 for the Ninth Grade Students at MTs Madani Alauddin Pao Pao. *UIN Alauddin Makassar*
- Masturin, M. (2023). Development of Islamic Religious Education Materials Based on Religious Moderation in Forming Student Character. *Munaddhomah: Jurnal Manajemen Pendidikan Islam*, 3(4), 246–355. <https://doi.org/10.31538/munaddhomah.v3i4.310>
- Miles, M. B., Hubermen, A. M., & Saldana, J. (2014). *Qualitative Data Analysis A Methods Sourcebook* (H. Salmon, Ed.; 3rd ed.). SAGE.
- Nirwana, N., & Darmadali, W. S. (2021). Instilling Religious Moderation Value in ELT through Cross-Cultural Understanding Course. *Elsya : Journal of English Language Studies*, 3(2), 117–125. <https://doi.org/10.31849/elsya.v3i2.6780>

- Nurpahmi, S., Suhan, M. Z. P., & Yaumi, M. (2023). Developing ELT Materials for Management Students at STIE YPUP Makassar. *Elstic-IJ*, 3(1), 24–35.
- Nirwana, N., & Darmadali, W. S. (2021). Instilling Religious Moderation Value in ELT through Cross-Cultural Understanding Course. *Elsya : Journal of English Language Studies*, 3(2), 117–125. <https://doi.org/10.31849/elsya.v3i2.6780>
- Nur, N. A., Syamsi, N., Nurpahmi, S., Handayani, A., Fauzil Fitri, N., Fadhilah Rahman, I., & Azhar, S. (2022). Designing English Language Teaching Material for Phisics Edecation Department Students at UIN Alauddin Makassar. *ICSIS (International Conference on Social and Islamic Studies*, 2. (2011),1022-1040.
- Onawanik, P., & Donavanik, N. (2019). Teaching Materials: Adopting and Adapting. *Journal of Suvarnabhumi Institute of Technology (Humanities and Social Sciences)*, 5(2), 635–648.
- Pamessangi, A. A. (2022). Developing Arabic Language Textbooks Based on Religious Moderation in Madrasah. *AL-ISHLAH: Jurnal Pendidikan*, 14(1),147–156. <https://doi.org/10.35445/alishlah.v14i1.1407>
- Pelu, H., & Nur, N. (2022). Applying Religious Moderation in Learning Eenglish at Madrasah. *Journal Educandum*, 242–254. <https://www.researchgate.net/publication/378011002>
- Prawiyogi, A. G., Sadiyah, T. L., Purwanugraha, A., & Elisa, P. N. (2021). Penggunaan Media Big Book untuk Menumbuhkan Minat Membaca di Sekolah Dasar. *Jurnal Basicedu*, 5(1), 446–452.
- Roopa, S., & Rani, M. (2012). Questionnaire Designing for a Survey. *The Journal of Indian Orthodontic Society*, 46, 273–277. <https://doi.org/10.5005/jp-journals-10021-1104>

- Sobirovna, A. K., & Hakima, B. (2024). Relationship between Syllabus, Course Book and Materials. *European Journal of Higher Education and Academic Advancement*, 1(2), 162. <http://escience.net/index.php/EJHEAA>
- Sugiyono. (2017). *Metode Penelitian Kuantitatif Kualitatif dan R&D*. Alfabeta.
- Safitri, D., Nurpahmi, S., & Ahmad, D. (2020). Developing Inquiry Learning-Based English Instructional Materials for the Seventh Grade of Junior High School. *English Language Teaching for EFL Learners*, 2(1), 69. <https://doi.org/10.24252/elties.v2i1.11235>
- Susiana, E. W. (2019). Using the ADDIE model to develop learning material for actuarial mathematics. *Journal of Physics: Conference Series*, 1188(1).<https://doi.org/10.1088/1742-6596/1188/1/012052>
- Tomlinson, B., & Masuhara, H. (2018). *The Complete Guide to The Theory and Practice of Materials Development for Language Learning*. Wiley Blackwell.
- Tjahyanto, M. C. N. (2022). Addie model course design for the creative industry department. *Journal of Applied Studies in Language*, 6(2), 206-213.<http://ojs.pnb.ac.id/index.php/JASL>
- Tomlinson, B. (2023). *Developing Materials for Language Teaching (Third Edition)*. Bloomsbury Academic.
- Ugwu, C. N., & Eze Val, H. N. (2023). Qualitative Research. *IDOSR JOURNAL OF COMPUTER AND APPLIED SCIENCES*, 8(1), 20–35. www.idosr.org
- Yusti, A., & Ika, S. (2022). Internalizing Religious Moderation Values through Project-Based Learning in English Language Teaching: A Literature Review. *The 1st International Conference On Cultures & Languages*, 575–594.

Yaumi Muhammad. (2021). Media dan Teknologi Pembelajaran (Edisi Kedua).Kencana.

Yassi, A. H., & Kaharuddin. (2018). Syllabus Design for English Language Teaching (Second). Prenadamedia Group (Divisi Kencana).

Zakariyah, Z., Fauziyah, U., & Nur Kholis, M. M. (2022). Strengthening the Value of Religious Moderation in Islamic Boarding Schools. *Tafkir: Interdisciplinary Journal of Islamic Education*, 3(1), 20-39.<https://doi.org/10.31538/tijie.v3i1.104>

SOURCES IN DEVELOPED MODULE

Pictures

- <https://www.canva.com>
- https://www.google.com/search?=kartun+moderasi+beragama&sca_esv
- <https://www.remove.bg/id/upload>

Symbol

- <https://tophonetics.com/>

Material Concept

- Bahasa Inggris SMA/MA Kelas XI. Kementrian Pendidikan dan Kebudayaan Republik Indonesia 2017

Text and Video

- <https://youtu.be/7xeQ6i6uClU?si=WBpc3JFYja2CQ3ZN>
- <https://cdngbelajar.simpkb.id/s3/p3k/BahasaInggris/Perpembelajaran/B.Ingggris- PB5.pdf>
- <https://akupintar.id/info-pintar/-/blogs/memahami-explanation-text-pengertian-ciri- ciri-struktur-dan-contohnya>
- <https://temanggung.pikiran-rakyat.com/pendidikan/amp/pr-2615786572/contoh- teks-eksplanasi-singkat-fenomena-sosial-gotong-royong?page=all>
- <https://www.sonora.id/read/423877677/3-contoh-teks-eksplanasi-sosial-di-sekolah- sesuai-struktur-dan-singkat>

- <https://www.bola.com/ragam/read/5381832/5-contoh-teks-eksplanasi-sosial-beserta-strukturnya-bisa-jadi-panduan-belajar>
- <https://id.scribd.com/document/435782733/teks-eksplanasi-korupsi>
- <https://www.bola.com/ragam/read/5390456/5-contoh-teks-eksplanasi-fenomena-budaya?page=4>
- bola.com <https://search.app/11Te8XiY3EHKzExHA>

APPENDICES

Appendix 1

Interview Transcripts for Preliminary Research

Researcher : What teaching materials did the English teacher use at MAS Madani Alauddin Pao-Pao?

Teacher : Teaching material yang digunakan, karena masih menggunakan K13 sehingga dominannya pada materi yang sudah tertuang di setiap KD (Kompetensi Dasar) per-mata pelajaran, hal tersebut menjadi ruang untuk menanamkan suatu karakter pada siswa. Dalam K13 juga memuat pendidikan karakter, diantaranya karakter ketuhanan. Hal tersebut ada kaitannya dengan moderasi kita sampaikan di situ, sisipkan waktu untuk siswa mendapatkan karakter terkait hubungan secara vertical contohnya seperti ketuhanan kemudian hubungan secara horizontal misal bermasyarakat. Ya, hal tersebut bersifat secara umum tetapi guru juga diberikan kebebasan untuk mengembangkan sendiri terkait moral dan juga terkait hal yang bersifat karakter.

Researcher : Does the book include religious moderation such as names, places, or events from various religious?

Teacher : Iya. Hal tersebut sudah termasuk dalam P5RA yaitu Pendidikan Profil Pancasila dan Rahmatan Lil'alamin, dalam hal ini siswa diberikan pemahaman terkait toleransi, moderasi, dan seterusnya.

Researcher : Jadi Do you agree with the integration of religious moderation in the teaching material sir?

Teacher : *Ya ya I agree and that's important things to develop the character of the students I think it is a good Idea saya kira itu memang bagus karena memang perlu di kembangkan*

Researcher : *oke kemudian lalu What are the obstacles experienced by the teachers in teaching related to the teaching materials used, especially those related to the lack of integration of religious moderation in the teaching materials?*

Teacher : *Oo secara special ya*

Researcher : *iyee*

Teacher : *kalau poinnya poin dari pertanyaannya bisa*

Researcher : *jadi sir tantangan apa...rintangan apa yang eeee teacher hadapi eeee selama mengajarkan ELT Material ini dan kemudian eee telebih lebih eeee especially eeee kemudian eee especially ee kurangnya pemahaman siswa dalam religious moderation ini maksudnya belum di integrasikan sir*

Teacher : *ya iya tantangannya eee memang untuk memahami siswa itu memang awal2nya agak kesulitan tapi setelah kita berikan sosialisasi dan kemudian apaa eee manfaat2 serta eee tujuan2 dari materi itu mereka secara bertahap yaa dia mendukung artinya mereka dukung dengan baik baik*

Researcher : *mmmmm*

Teacher : *memang diawal-awal memang ee sedikit apa ee ada kendala tapi itu hal yang biasa yaa kita sebagai guru yaa tentunya kita ketahui dengan memberikan pendekatan dan metode dan seterusnya*

Researcher : *ooooiyee ee jadi awalnya berawal dari di sosialisasikan*

Teacher : *iyaa*

Researcher : *kemudian diterima dengan baik*

Teacher : *iyaa betul betul*

Researcher : *ooo iyee eee jadi sir eee pertanyaan selanjutnya Do you agree with the integration of religious moderation in students' English books? Expecilly kepada students yang kita ajar sir?*

Teacher : *iya sangat setuju karena memang eee apa.....tuntutan dan tuntutan sekarang memang kita memang harus bisa secara personal memiliki tuntutan untuk bisa ber apaya.....iyaa di terima semua kalangan dan ini saya sangat saya setuju bukan setuju memang saya pernah juga ikut di kegiatan apa itu yang mengsosialisasikan terkait keberagaman*

Researcher : *oooooiyeee mmmoke jadi sir nanti sir eee kita setuju dengan mengeintegrasikan religious moderation ini*

Teacher : *iya*

Researcher : *biasanya sir..... iye sir?*

Teacher : *iyaaa iyaa silahkan*

Researcher : *ee biasanya sir eee kalau dalam apaa eee Ketika mengajarki itu biasanyaa eee tugas seperti apa yang diberikan kepada siswa?*

Teacher : *gimnaa coba diulang...*

Researcher : *tugasnyaa tugasnyaa sir Ketika sir mengajar itu tugas yang diberikan itu tugas seperti apa apakah eee kayak eee diinstruksikan untuk belajar manditi atau masih kita bimbing?*

Teacher : *oiyaaaa ini jadi saya gunakan eee kelompok*

Researcher : *mmmm*

Teacher : *jadi eee mereka ee apa namanya kita memberikan stimulus memberikan apa Namanya eee apa namanya eee semacam clue jadi mereka yang mencari sendiri dengan menggunakan eee model2 pembelajaran secara grouping*

Researcher : *oiyeee grouping*

Teacher : *ada beberapa model grouping guru tidak terlalu banyak menerangkan dan siswa yang lebih dominan aktif*

Researcher : *oiyeee sir, eeee mungkin itu saja pertanyaannya sir*

Teacher : *oooo iyaa iyaa*

Researcher : *oiyee sir thank you sir terimakasih sir bantuannya dan mohon maaf mengganggu waktunya sir*

Teacher : *oiyaa iyaa ndakpp, jadi sudah tidak ada lagi pertanyaan*

Researcher : *iyeee sudah cukup sir, ada, oo ada mungkin teman teman lain yang mau bertanya*

Researcher : *bagaimana tanggapan anda tentang perbedaan antara penerapan ataupun implementasi islamic values dan moderasi beragama karena kalau dilihat lihat samaji karena di kampus ada juga yang membahas tentang islamic value*

Teacher : *Ohiya sebenarnya sama, sebenarnya kalau dilihat apa namanya intinya itu perbedaannya sedikit dan kebanyakan sama. prinsip prinsip kemanusiaan biasanya moderasi. itu ia lebih banyak sisi sisi kemanusiaan dan tadi dengan nilai nilai apa tadi yaa,, islamic values, sebenarnya islam itu rahmatan lil 'alamin, konsepnya rahmatan lil 'alamin.*

Researcher : *Oooo jadi kalau konsep moderasi beragama itu lebih ke nilai nilai kemanusiaan sedangkan islamic value lebih ke agama islam.*

Teacher : *Ya. kompetensi personal secara stribu artinya yang dimiliki seseorang itu karenamengantarkan dia,menerima, artinya kalau dia kompetensi spiritualnya bagus dia juga dapat menerima berbagai keberagaman, ini konsep spiritual, karena sy juga banyak mengikuti terkait moderasi. tapi jangan terlalu jauh dibawa.*

Researcher : *selama pengajaran, sir menggunakan RPP ataupun silabus, apakah bisa minta RPP dan silabusnya sir?*

Teacher : *sebenarnya kan acuan dasarnya silabus nah dari silabus itu di grupkan menjadi rancangan toh, RPP itu lesson plan jadi untuk aktivitas dikelas itu rancangannya mengikuti RPP tapi acuan membuat RPP itu silabus.*

Supported by:

Book and syllabus files used for teaching and learning English in class XI

Recording of the interview process

Appendix 2

Questionnaires for Pre-Research

NATIONAL COMMITMENT	
1. I am proud of my country.	<ul style="list-style-type: none"> Yes = 100% No = 0%
2. I like local products.	<ul style="list-style-type: none"> Yes = 97% No = 3%
3. I am disturbed when I see my friends violating the rules at school.	<ul style="list-style-type: none"> Yes = 84.8% No = 15.2%
4. I skip the mandatory scout activities at school because I feel I have human rights.	<ul style="list-style-type: none"> Yes = 42.4% No = 57.6%
5. When I am late for the routine ceremony every Monday, I do not get punished.	<ul style="list-style-type: none"> Yes = 87.9% No = 12.1%
TOLERANCE	
1. I feel annoyed if my friend has a different opinion from me.	<ul style="list-style-type: none"> Yes = 21.2% No = 78.8%
2. I feel unhappy if my friend is smarter than me.	<ul style="list-style-type: none"> Yes = 3% No = 97%
3. I accept the good behavior of all my friends regardless of their religions.	<ul style="list-style-type: none"> Yes = 90.9% No = 9.1%
4. I am reluctant to congratulate friends of different religions who are celebrating their religious holidays.	<ul style="list-style-type: none"> Yes = 48.5% No = 51.5%
5. I donate to friends who are less fortunate even though they have different religions from me.	<ul style="list-style-type: none"> Yes = 93.9% No = 6.1%

NON VIOLENCE	
1. I have been bullied but did not report it to the teacher.	<ul style="list-style-type: none"> Yes = 33.3% No = 66.7%
2. I have participated in bullying a friend in a group.	<ul style="list-style-type: none"> Yes = 9.1% No = 90.9%
3. I have been involved in a fight.	<ul style="list-style-type: none"> Yes = 33.3% No = 66.7%
4. I have reported incidents of violence that occurred at school to the teacher.	<ul style="list-style-type: none"> Yes = 24.2% No = 75.8%
5. I have seen my friends being bullied but did not dare to report it to the teacher.	<ul style="list-style-type: none"> Yes = 36.4% No = 63.6%
ACCOMMODATING LOCAL CULTURE	
1. I get annoyed if a friend uses the dialect of their village.	<ul style="list-style-type: none"> Yes = 0% No = 100%
2. I never make fun of people who are of a different ethnicity from me.	<ul style="list-style-type: none"> Yes = 66.7% No = 33.3%
3. I am more interested in learning about foreign cultures than local cultures.	<ul style="list-style-type: none"> Yes = 6.1% No = 93.9%
4. I know more about modern songs than traditional songs.	<ul style="list-style-type: none"> Yes = 78.8% No = 21.2%
5. I understand the <i>barasanji</i> tradition in the implementation of Islamic activities.	<ul style="list-style-type: none"> Yes = 75.8% No = 24.2%

Appendix 3

Questionnaires for Students

INTRODUCTION

This questionnaire is given to collect data for a thesis research from English Education Department of Alauddin State Islamic University of Makassar entitled "Developing Suggested ELT Material Based on Religious Moderation for the Eleventh Grade Students at MAS Madani Alauddin Pao-Pao" and aims to determine students' need in English Subject for the Eleventh Grade students in Senior High School for the 2023-2024 academic year. Therefore, answer the questions below by putting a check mark (✓) according to the condition you face while studying English in the classroom. I hope that you answer each of the questions below honestly and according to the facts you have experienced to help research becomes success.

Biodata Survey

First of all, please complete some information about yourself.

- Name :
- NIS :

(Please tick (✓) the appropriate box as your answer)

A. THE ORGANIZATION MATERIAL

1. In your opinion, do the instructional objectives need to be put in the material of "Explanation Text" unit?
 - a. Yes
 - b. No
2. Related to the "Explanation Text" unit, what kind of exercise activities do you prefer?
 - a. Individual
 - b. Pair
 - c. Discussion (small group)
 - d. Project (big group)
3. Related to the "Explanation Text" unit, what kinds of assignments do you prefer?
 - a. Making Explanation text
 - b. Reading Explanation text
 - c. Discussion
4. Does the summary need to be put in the "Explanation Text" unit?

- a. Yes
 - b. No
5. What kinds of reflection do you suggest about the learning “Explanation Text” unit?
- a. Presentation
 - b. Note taking
6. Does the glossary (word list) need to be put in the “Explanation Text” unit?
- a. Yes
 - b. No

B. The Content of the Material

7. If the material of “Explanation Text” has been developed, which field are you interested in?
- a. School environment
 - b. Family environment
 - c. Community environment
 - d. All of them
8. Do you agree if the material “Explanation Text” unit contains the topic of national Symbol?
- a. Yes
 - b. No
9. Do you agree if the material “Explanation Text” unit contains the topic of social media?
- a. Yes
 - b. No
10. Do you agree if the material “Explanation Text” unit contains the topic of drugs?
- a. Yes
 - b. No
11. Do you agree if the material “Explanation Text” unit contains the topic of traditional house?
- a. Yes
 - b. No

C. Students’ Characteristics

12. Related to the learning style, do you like learning “Explanation Text” unit by using?
- a. Visual (pictures, videos, graphs, charts, etc.)
 - b. Auditory (audio, discussion, etc.)
 - c. Kinesthetic (drama, experiments, etc.)
13. In what way do you like to learn the “Explanation Text” unit?
- a. Through playing games
 - b. Through practicing directly
 - c. Through listening materials
 - d. All of them

14. Related to the learning material "Explanation Text" unit, what kind of learning material form do you want as your learning preference?
- Texts
 - Pictures
 - All of them
15. In your opinion, what kind of problems do you often face when learning English, especially in the material "Explanation Text" unit?
- Lack of vocabulary knowledge
 - Uninteresting topic/boring material
 - Unfamiliar context
 - Uncommon word combination
 - Too many words have the same meaning

Appendix 4

Need Analysis Result

Organization of Material		
Number	Question	Answer
1.	In your opinion, do learning Objectives need to be included in the "explanatory text" unit?	Yes = 100% No = 0
2.	Related to the "Explanation Text" unit, what kind of exercise do you prefer?	Individual = 23,3% Pair = 20% Discussion (small group) = 50% Project (big group) = 6,7%
3.	When it comes to the "explanation text" unit, what type of assignment do you prefer?	Read a reading sample that discusses natural events = 40% Answer the question = 13,3% Read the passage provided by the teacher = 10% All of them = 36,7 %
4.	Does a summary need to be included in an "explanation text" unit?	Yes = 100% No = 0
5.	What type of reflection do you suggest for the "explanation text" unit?	Presentation = 56,7% Note = 43,3%
6.	Does the glossary (word list) need to be put in the "Explanation Text" unit?	Yes = 93,3% No = 6,7%
Content of The Material		

7.	For the unit material "Explanation text" to be developed, which area are you interested in?	School Environment = 16,7% Family Environment = 0 Community environment = 13,3% All of them = 63.3%
8.	Do you agree that the "Explanation Text" unit discusses the topic of what causes corruption in Indonesia?	Yes = 90% No = 10%
9.	Do you agree that the "Explanation Text" unit contains the topic of attending religious activities of friends who are different from us?	Yes = 66,7% No = 33,3%
10.	Do you agree that the unit "Explanatory Text" discusses the topic of violent punishment in the school environment?	Yes = 90% No = 10%
11.	Do you agree that the "explanatory text" unit material contains topics about the acceptance of traditions, such as sending offerings to a place?	Yes = 63,3% No = 36,7%
Student's Characteristics		
12.	Related to learning style, what is your preferred learning style in learning the unit "Explanation Text"?	Visual (pictures, graphs, charts, etc) = 46,7% Auditory(videos, discussion, etc) = 36,7% Kinesthetic (drama,experiments, impersonate, etc) = 16,7%
13.	In what ways did you like studying the unit "Explanation text"	Through playing games = 23,3% Through practicing directly = 20% Through listening materials = 20% All of them = 36,7%
14.	In relation to the learning materials of the unit "Explanation text", what kind of form of learning materials do you want as your learning preference?	Texts = 16,7% Pictures = 0% Videos = 10% All of them = 66,%

15.	In your opinion, do you experience any of the following problems in learning English, especially in the unit material "explanation text"?	Lack of vocabulary knowledge = 53,3% Uninteresting topic/boring material = 26,7% Unusual word combination = 0 All of them = 63,3
-----	---	---

Unit Title	Basic Competencies	Indicators	Learning Objectives	Input	Language Focus and Skills	Religious Moderation	Learning Activity
Explanation Text	3.8Distinguish the social functions, text structures, and linguistic elements of several oral and written explanatory texts by giving and asking for information related to giving examples, according to the context of use.	<p>Students are able to:</p> <ul style="list-style-type: none"> Determine the social function of Explanation Text Determine the text structure of Explanation text Determine the language elements of Explanation text 	<p>Students are expected to be able to :</p> <ul style="list-style-type: none"> Determine the social function of Explanation text. Determine the text structure of Explanation text 	<ul style="list-style-type: none"> Topic explanation text Picture Video List of Vocabulary summary 	<ul style="list-style-type: none"> Simple Present Tense. Action Verbs. Passive Voices. Conjunction. Technical Terms Reading Speaking Listening Writing 	<ul style="list-style-type: none"> National Commitment Tolerance Non-Violence Accommodating to Local Culture 	<p>First Meeting 2x45 minutes Determining the Topic:</p> <ul style="list-style-type: none"> Activity 1: Students read and listen the content of Explanation text and convey their opinion by answering a few questions. <p>Pre Communication:</p> <ul style="list-style-type: none"> Activity 1: Students work in small group

			<ul style="list-style-type: none">• Determine the language elements of Explanation text.				
--	--	--	--	--	--	--	--

	<p>4.8 Capture meaning contextually related to social functions, text structures, and linguistic elements of oral and written explanation texts, related to natural or social phenomena covered in other subjects.</p>	<ul style="list-style-type: none"> • Use passive voice • Make an oral Explanation text related to social functions, text structure, and language elements, short and simple • Make a written Explanation text related to social functions, text structure, and linguistic 	<ul style="list-style-type: none"> • Use passive voice • Make an Oral Explanation text related to social functions, text structure, and language elements, short and simple • Make a written Explanation text related to social functions, text structure, and 				<p>to analyze the social function of Explanation text, then student will present the result of the social function in front of teacher and friends.</p> <ul style="list-style-type: none"> • Activity 2: Students work in small groups to analyze the text structure of Explanation text, then students will present the results of the text structure in front of teacher and friends. <p>Second Meeting 2x45 minutes</p>
--	--	--	---	--	--	--	--

		<p>elements, short and simple</p> <ul style="list-style-type: none"> • Present the result of the Explanation text orally related to social functions, text structure, and Language elements, short and simple • Present the result of the Explanation text • in written related to social functions, text 	<p>Language elements, short and simple</p> <ul style="list-style-type: none"> • Present the result of the Explanation text orally related to social functions, Text structure, And language elements, Short and simple • Present the result of the report text in written related to social 				<p>Activity 3: Students work in small groups to analyze the language elements of the Explanation text, then students will present the results of the analysis language elements in front of teacher and friends.</p> <ul style="list-style-type: none"> • Activity 4: Students translate vocabulary and practice speaking a few words with the teacher through repetition.
--	--	--	---	--	--	--	---

		structure, and linguistic elements, short and simple	functions, text structure, and linguistic elements, short and simple				<p>Third Meeting 2X45 minute Determining the Basic Question</p> <ul style="list-style-type: none"> • Activity 1: Students work in groups to compare two text reports by identifying the social function, text structure, and language characteristics of each text. • Activity 2: Students read and understand the text and answer the true/false questions based on what they have read in the text
--	--	---	---	--	--	--	---

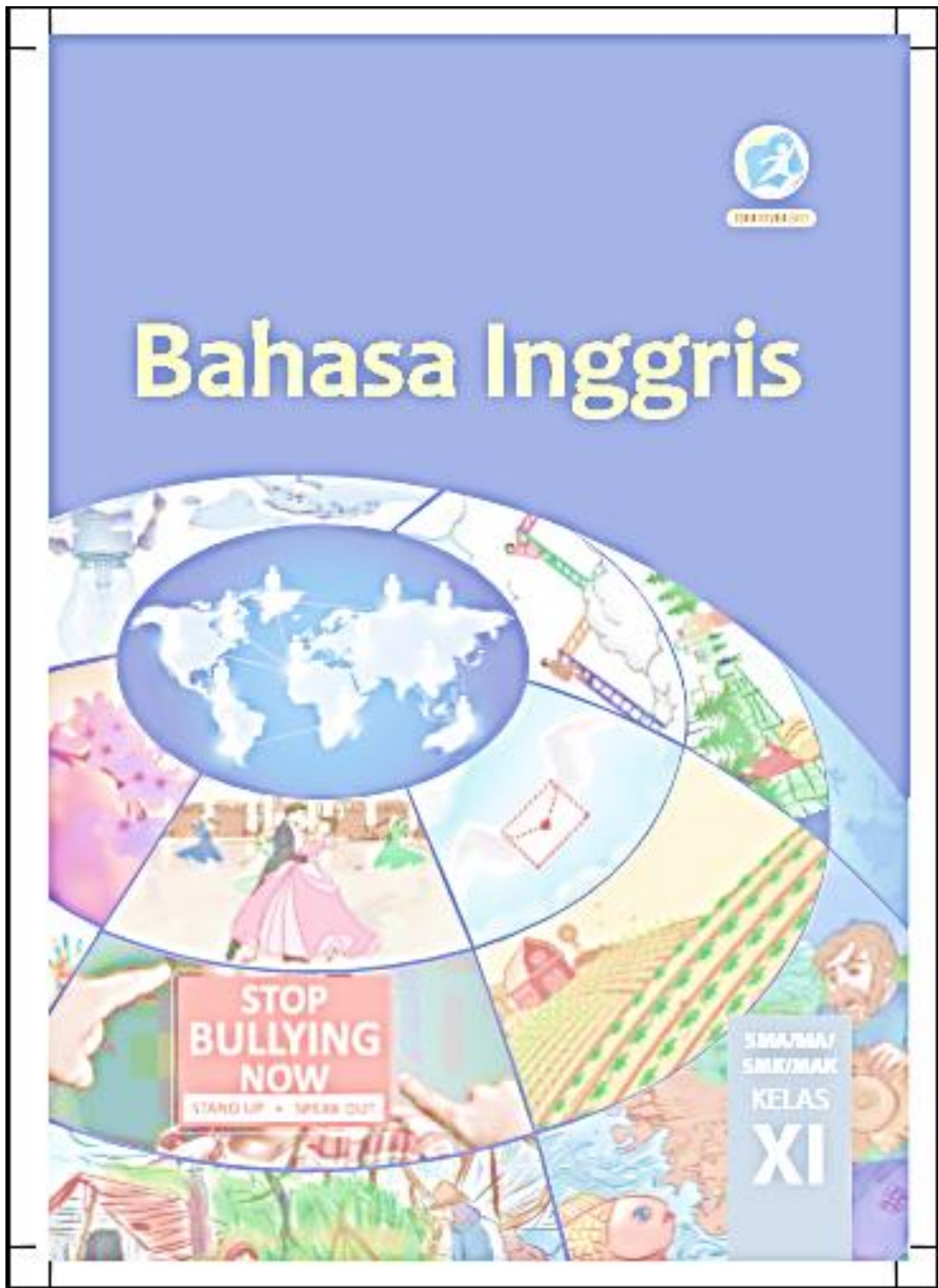
						<ul style="list-style-type: none">• Activity 3: Students will note the passive voice that is found in the text and analyze the use of passive voice. <p>Fourth and Fifth Meeting 4x40 minutes Creating Schedule</p> <ul style="list-style-type: none">• Activity 1: Teachers and students collaboratively make a timeline in the process of completing the project <p>Fourth and Fifth Meeting 4x40 minutes Designing the Project Plan</p> <ul style="list-style-type: none">• Activity 1:
--	--	--	--	--	--	---

							<p>Students create a short and simple oral Explanation text by paying attention to social function, text structure, and language elements, then perform it in front of teacher and friends.</p> <ul style="list-style-type: none">• front of teacher and friends. <p>Sisxth Meeting 2x40 minutes</p> <ul style="list-style-type: none">• Activity 2: Students work together with seatmates to create a Explanation text by paying attention to social function, text structure, and language elements
--	--	--	--	--	--	--	--

							<p>Seventh Meeting 2x40 minutes Test Result</p> <ul style="list-style-type: none">• Activity 1 Students work in groups to analyze the social function, and text structure of explanation text that have been created, then present the• results of their work in front of teacher and friends. <p>Eighth Meeting 2x40 minutes Evaluating Experiences</p> <ul style="list-style-type: none">• Activity 1: Each student do a peer assessment to
--	--	--	--	--	--	--	--

							<p>their group mates regarding the behavior of each group member during the project process</p> <ul style="list-style-type: none">• Activity 2: Students write their own reflections on the learning process of unit 8 Explanation text.
--	--	--	--	--	--	--	---

Existing Book Chapter 8 “Explain This!!



CHAPTER 8

Explain This !!

KOMPETENSI DASAR

- 3.5 Menerapkan fungsi sosial, struktur teks, dan unsur kebahasaan teks interaksi transaksional lisan dan tulis yang melibatkan tindakan memberi dan meminta informasi terkait keadaan/tindakan/ kegiatan/kejadian tanpa perlu menyebutkan pelakunya dalam teks ilmiah, sesuai dengan konteks penggunaannya. (Perhatikan unsur kebahasaan *passive voice*.)
- 4.5 Menyusun teks interaksi transaksional lisan dan tulis yang melibatkan tindakan memberi dan meminta informasi terkait keadaan/tindakan/kegiatan/ kejadian tanpa perlu menyebutkan pelakunya dalam teks ilmiah, dengan memperhatikan fungsi sosial, struktur teks, dan unsur kebahasaan yang benar dan sesuai konteks
- 3.8 Membedakan fungsi sosial, struktur teks, dan unsur kebahasaan beberapa teks *explanation* lisan dan tulis dengan memberi dan meminta informasi terkait gejala alam atau sosial yang tercakup dalam mata pelajaran lain di kelas XI, sesuai dengan konteks penggunaannya
- 4.8 Menangkap makna secara kontekstual terkait fungsi sosial, struktur teks, dan unsur kebahasaan teks *explanation* lisan dan tulis, terkait gejala alam atau sosial yang tercakup dalam mata pelajaran lain di kelas XI

A Pre-Activity

Read the text given below.

Earthquakes

Earthquakes – being among the most deadly natural hazards – strike without any prior warning, leaving catastrophe in their wake with terrible loss of human lives as well as economic loss.

Technically, an earthquake (also known as tremor, quake or temblor) is a kind of vibration through the earth's crust. This vibration occurs as a result of powerful movement of rocks in the earth's crust. These powerful movements trigger a rapid release of energy that creates seismic waves that travel through the earth. Earthquakes are usually brief, but may repeat over a long period of time. (Earth Science, 2001)

Earthquakes are classified as large and small. Large earthquakes usually begin with slight tremors but rapidly take form of violent shocks. The vibrations from a large earthquake last for a few days known as aftershocks. Small earthquakes are usually slight tremors and do not cause much damage. Large earthquakes are known to take down buildings



Figure 8.1 Earthquake disaster

and cause death and injury (Richter, 1935). According to some statistics, there may be an average of 500,000 earthquakes every year but only about 100,000 can be felt and about 100 or so can cause damage each year.

Earthquakes are dreaded by everyone.

Discussion

1. Have you ever witnessed an earthquake? What effect did it have on you?
2. Why are earthquakes considered as the most deadly natural hazards?
3. Did you notice anything specific about the way this text is written?
4. What kind of text is this?



B Building Blocks

Explanation Text

An explanation text is a non-fiction text that is used to describe how or why things happen. It usually includes a sequence of events (explaining how) and provides reasons for a process or phenomenon (why).

For example:

- Rain
- The water cycle
- Earthquakes

Types of Explanation Texts

Explanation texts are categorized according to the type of process they describe.

Sequential Explanation

Explanations that describe natural and non-natural phenomena, for example life cycles.

Cause and Effect Explanation

Explanation text that links cause and effect in explaining how and why an event occurred, for example volcanoes.

Structure of an Explanation Text

Social Function

An explanation text is used to describe how or why a certain phenomenon happens.

General Structure

- A title that identifies the topic to be explained
- An opening statement that identifies the process to be explained
- A clear order of paragraphs that describe how and why
- A concluding paragraph that puts all the information together
- Finally, a visual text (a labeled image)

Linguistic Features

- Focuses on general group rather than specific.
- Use of linking words like *in general*, *rather*, *for instance*.
- Use of action verbs like *breaks*, *erupts*.
- Use of present tense like *is*, *wake*, *are*.
- Reference to people should not be given.
- Passive voice may be used.
- Use of technical terms and language relevant to the subject.
- Conjunctions should be used to make connections like *and*, *but*.
- Gives a detailed description to create a rich meaning.

Passive Voice

When emphasis is on the action (verb) and the object of a sentence rather than the subject of a sentence.

It means that

Action is more important than the subject.

Subject is unknown.

Even when the subject is known, it is put at the end.

Examples

- A letter is written by me.
- America was discovered by Columbus.
- Macbeth was written by Shakespeare.
- The door was opened by his son.
- The new ideas were suggested by Eda.

Changes of Pronouns from Active Voice to Passive Voice

Pronoun in Active Voice	Pronoun in Passive Voice
I	Me
We	Us
You	You
He	Him
She	Her
It	It
They	Them

Table 8.1 Pronouns in active & passive voice

Rules for Changing Active Voice to Passive Voice

- Identify the subject, the verb and the object: SVO.
- Change the object into subject.
- Put the suitable helping verb or auxiliary verb. In case the helping verb is given, use the same verb but note that the helping verb given agrees with the object.
- Change the verb into the past participle form.
- Add the preposition "by".
- Change the subject into object.



Example

Active Voice	Passive Voice
The teacher is going to explain the lesson.	The lesson is going to be explained by the teacher.
She closed the door.	The door was closed by her.

Forming Passive Voice

Tense	Be +Past Participle	Example
Present Simple	am, is, are + made	The painting is made by her.
Present Progressive	am, is, are+ being+ sent	The book is being sent right now.
Present Perfect	has, have +been +sold	The copyrights of the books have been sold.
Past Simple	was, were+ invited	He was invited by Carl.
Past Progressive	was, were + being+ washed	Their bikes were being washed while they were running in the park.
Past Perfect	Had+ been+ hired	All the employees had been hired before the school started.
Future (will)	Will be +signed	A contract will be signed by her.
Future (going to)	am, is, are+ going to be + built	A bridge is going to be built by them within the next few years.
Future Perfect	Will+ have been+ started	The job will have been started by the first of June.

Table 8.2 Forming of passive voice

An annotated explanation text

Structure	How volcanoes are formed	Linguistic features
Introduction	Have you ever wondered how volcanoes are formed?	
Opening statement	A volcano is a vent or an opening on the earth's surface which allows molten rock called magma, volcanic ash and gas to escape out onto its surface.	Present tense
Explanation Sequence 1	Volcanoes are formed whenever there is a crack in the crust of the earth. A tube-like passage connects a chamber of magma (molten rock) at the centre of the earth to the earth's crust.	Technical terms
Explanation Sequence 2	When the pressure builds up in the chamber, the magma, gases and ash are pushed up through to the top of the tube on the earth's surface known as vent.	Action verbs
Explanation Sequence 3	The red-hot magma that escapes to flow over the Earth's surface is called lava which, when cools, forms into rocks.	Conjunction
Conclusion	In fact, the mountains we see today are nothing but solidified lava from previously erupted volcanoes.	Technical language

Table 8.3 Description of explanation text

C Let's Practice

The opening statement of a phenomenon is given below. Use the format of an explanation text to complete it.

Opening Statement

Have you ever wondered how rain is formed? Rain is nothing but droplets of water from the air.





Active Conversation

Choose one of the topics given below.

Formation of rainbows

Life cycle of any animal

How tsunamis are formed

Do research on any one of the above given topics and explain to a friend or present it in class.
Use the explanation text format.





Writing Connection

Write an explanation text from any topic given in the active conversation or any topic of your choice. Make sure you follow the structure of explanation text you have learnt in the building blocks. You should also follow the writing process (drafts, edit, revise and publish).

Draft 1 (Show this draft to your teacher for the feedback.)

A large yellow rectangular box with a blue border, containing 20 horizontal blue lines for writing the draft.



Let's Create/Contribute

Create a video, PowerPoint presentation, poster or a pamphlet to educate people in your neighbourhood about the formation of tsunamis or earthquakes.



Kolam 30 S.H./M.A/S.M/S/M.M

G

Formative Assessment

I can do this.

Complete these statements.

1. The most interesting thing I learnt in this chapter was ____
2. The part I enjoyed most was ____
3. I would like to find more about ____
4. The hardest part in this chapter was ____
5. I need to work harder at ____

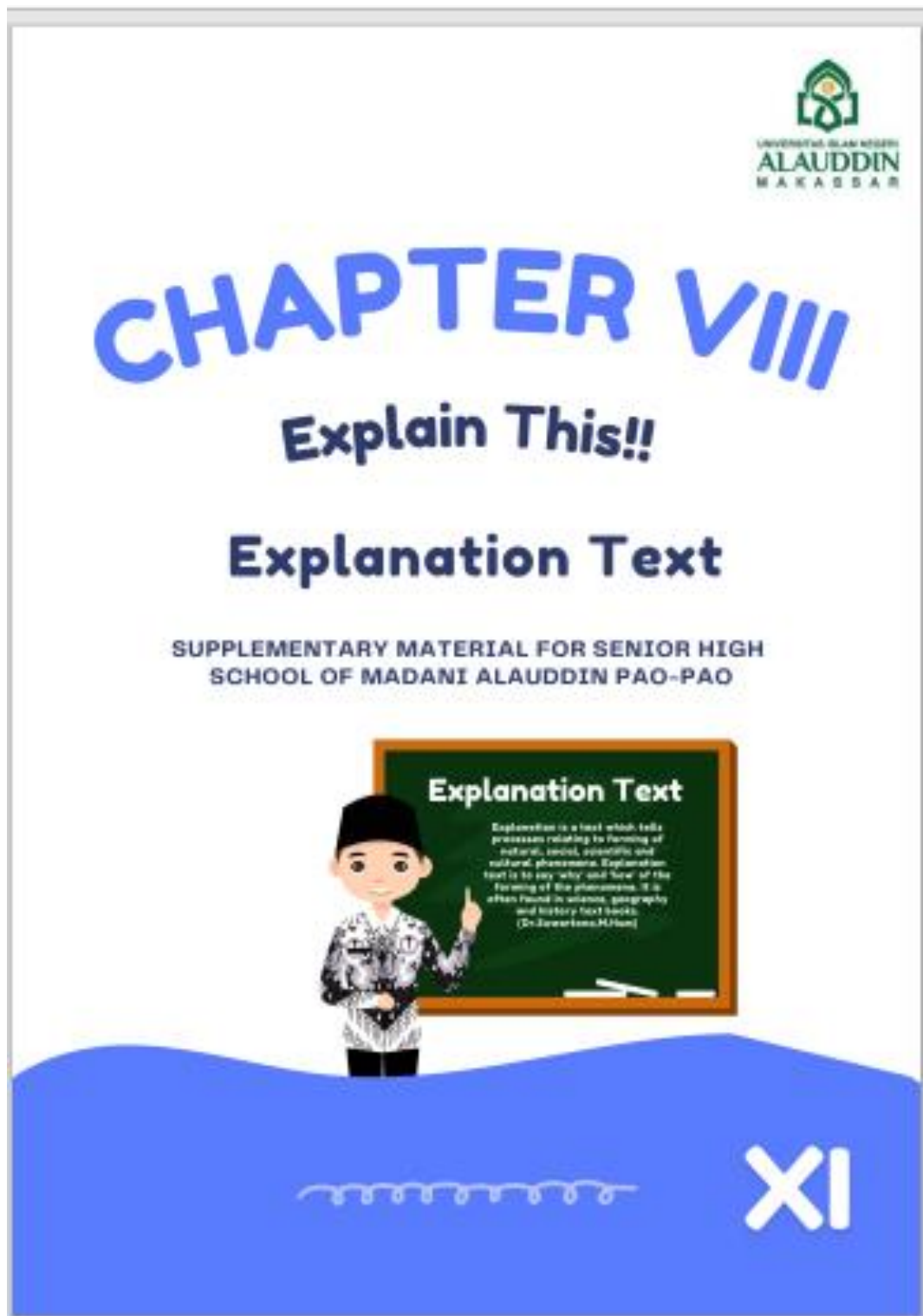
Read the statements below and tick (✓) the option that is most applicable to you.

	Yes	Maybe	No	Not at all
The chapter was easy to understand.				
I know what an explanation text is.				
I know why explanation texts are written				

My plan to overcome the difficulties I faced in this chapter

Appendix 6

Design Textbook





Language focus and skill

- Simple Present Tense.
- Action Verbs.
- Action Verbs
- Passive Voices.
- Conjunction.
- Technical Terms.

Learning Objectives

Students are able to:

- Determine the social function of Explanation Text
- Determine the text structure of Explanation text
- Determine the language elements of Explanation text
- Use passive voice.
- Make an oral Explanation text related to social functions, text structure, and language elements, short and simple.
- Make a written Explanation text related to social functions, text structure, and linguistic elements, short and simple.
- Present the result of the Explanation text orally related to social functions, text structure, and Language elements, short and simple.
- Present the result of the Explanation text in written related to social functions, text structure, and linguistic elements, short and simple.



Language focus and skill

- Simple Present Tense.
- Action Verbs.
- Action Verbs
- Passive Voices.
- Conjunction.
- Technical Terms.

Learning Objectives

Students are able to:

- Determine the social function of Explanation Text
- Determine the text structure of Explanation text
- Determine the language elements of Explanation text
- Use passive voice.
- Make an oral Explanation text related to social functions, text structure, and language elements, short and simple.
- Make a written Explanation text related to social functions, text structure, and linguistic elements, short and simple.
- Present the result of the Explanation text orally related to social functions, text structure, and Language elements, short and simple.
- Present the result of the Explanation text in written related to social functions, text structure, and linguistic elements, short and simple.



EXPLANATION TEXT

Determine the topic

Let's understand the topic!

What is Explanation Text

Explanation is a text which tells processes relating to forming of natural, social, scientific and cultural phenomena. Explanation text is to say 'why' and 'how' of the forming of the phenomena. It is often found in science, geography and history test books.

(Dr. Suwartono, M. Hum)



Sosial Function of Explanation

The social function of Explanation text is to explain the audience how and why something works or happens. (Dr. Suwartono, M. Hum)



General Structure of Explanation Text

- **Title**
The first structure in writing an explanation text is the title, which means title. The title serves as a description of the content of the text.
- **General statement**
In the second part, we have to write a general statement. This section describes the general idea of what is explained in an explanation text.
- **Explanation**
Next is explanation. This section explains a series of processes about how and why something happens or cause and effect explained through a sequence of events. This explanation section can consist of more than one paragraph.
- **Conclusion**
The last part of the explanation text structure is the conclusion. This section contains the conclusion of the entire process that has been explained previously.

(Demi Purbowati 2021)





Linguistic elements of Explanation text

- **simple present tense**
Since the explanation text contains facts, the tense used is simple present tense.
- **Action verbs**
Use action verbs, such as carry, drive, walk, etc., which are verbs to describe actions.
- **passive voice**
The written form in this type of text uses passive voice to emphasize the main focus on the events taking place rather than the subject.
- **noun phrases**
Use noun phrases, which are phrases that combine a noun, pronoun, or number.
For example: A nice man, my luggage, the kids, three people.
- **technical terms**
Use technical terms, which are technical terms that are appropriate to the content of the writing discussed.

(Deni Purbowati 2021)





Activity

Listen and read carefully!

Watch a video about Explanation text, then share your thought by answering the questions

The video can be opened by scanning the barcode or clicking the link



<https://youtu.be/7xxQ6l6uCIU?si=WlBqzL3PVjx2CQ32N>



- What does the video explain about?
- After watching the video, what understanding can you conclude?





Read the text about Explanation text below, then share your thought by answering the questions orally

Rambu Solo

Rambu Solo is a unique cultural tradition of the Toraja ethnic group in South Sulawesi, Indonesia. It is a ceremony held to honor the deceased and is an important part of their funeral rites.

During the *Rambu Solo* ceremony, the family of the deceased slaughters a buffalo or a cow as an offering to the spirits.

The animal is chosen based on the social status of the deceased and the wealth of their family.

The ceremony is also marked by traditional dances, songs, and music played using *lambeo* instruments. The event can last for several days and is attended by relatives and friends of the deceased.

The *Rambu Solo* ceremony is not only a way to honor the dead but also a way to reaffirm the social status and prestige of the family.

It reflects the Toraja's belief in the afterlife and the importance of ancestral spirits in their culture.


Overall, *Rambu Solo* is a unique and fascinating tradition that highlights the rich cultural heritage of the Toraja people in Indonesia.

(Dwi saputra 2023)



- What does the text explain about?
- After reading the passage above, what do you understand about *Rambu Solo*?





Pre Communication

Activity 1

Read and analyze!

Make a small group with your seatmates to determine the topic and purpose of the Explanation text below, then present the result in front of the class.

No.	Texts	Social Function of The Text
1	<p>As we all know, gotong royong is a habit of Indonesian society that has been going on for a long time.</p> <p>The habit of gotong royong is still carried out today based on the principles of kinship, togetherness, and a sense of helping in carrying out activities of social value.</p> <p>From this phenomenon, as humans living in a society, there are lessons and benefits that can be taken. The lesson is that every problem can be solved by working together.</p> <p>Some things that are usually done together among community members include cleaning the environment, helping</p>	<p>1. The topic sentences of the text</p> <p>.....</p> <p>.....</p> <p>.....</p> <p>.....</p> <p>2. The purpose of the text</p> <p>.....</p> <p>.....</p> <p>.....</p> <p>.....</p>



neighbors who are celebrating, overcoming natural disasters, and so on.

The occurrence of gotong royong begins with a common interest, a common goal, to provide benefits to others.

Not only the interests of many people can be done together, but also personal interests can also be done in mutual cooperation with the help of neighbors around with a sense of kinship.

The advantages of doing things in mutual cooperation include that the work will be completed quickly.

In addition, it fosters a sense of brotherhood among community members and increases a sense of caring.

Examples of gotong royong that are still carried out today include cleaning the environment, building public facilities, such as parks or sewers, and helping neighbors who are having a celebration.

Because of the many benefits of mutual cooperation, this activity should be preserved and cultivated in the neighborhood.

This is because this habit is a manifestation that humans cannot live alone. They must live together because it is their nature as social beings.

(Rian Dwi Atmoko)





Activity 2

Read Carefully!


Make a small group with your seatmates to arrange the random paragraphs below into a Explanation text in order to correct the text structure, then present it in front of the class.



Nowadays, there are many ways to smuggle drugs. Even inside prisons, drug smuggling practices have occurred. We can conclude that the spread of drugs is still not resolved.

All parties must work together better to minimize the impact of the drug problem. Starting from education and socialization about the dangers of drugs, to tightening supervision and also providing strict legal action.

Preventing someone from falling into drug use is certainly better than having to prevent them from doing so.



Drugs is a term that stands for narcotics and illegal drugs. There are several types of drugs with different side effects.

But clearly, if these drugs are misused and done by unauthorized people, it will have a negative impact.

In our own country, drug use is prohibited. Many parties are also against the practice of drugs, be it from the government, activists and also *Lembaga Swadaya Masyarakat (LSM)*.



Arrange the random paragraphs above into a valid Explanation text according to the text structure below

Title	
General Statement	
Cause and Effect Explanation	
Conclusion	

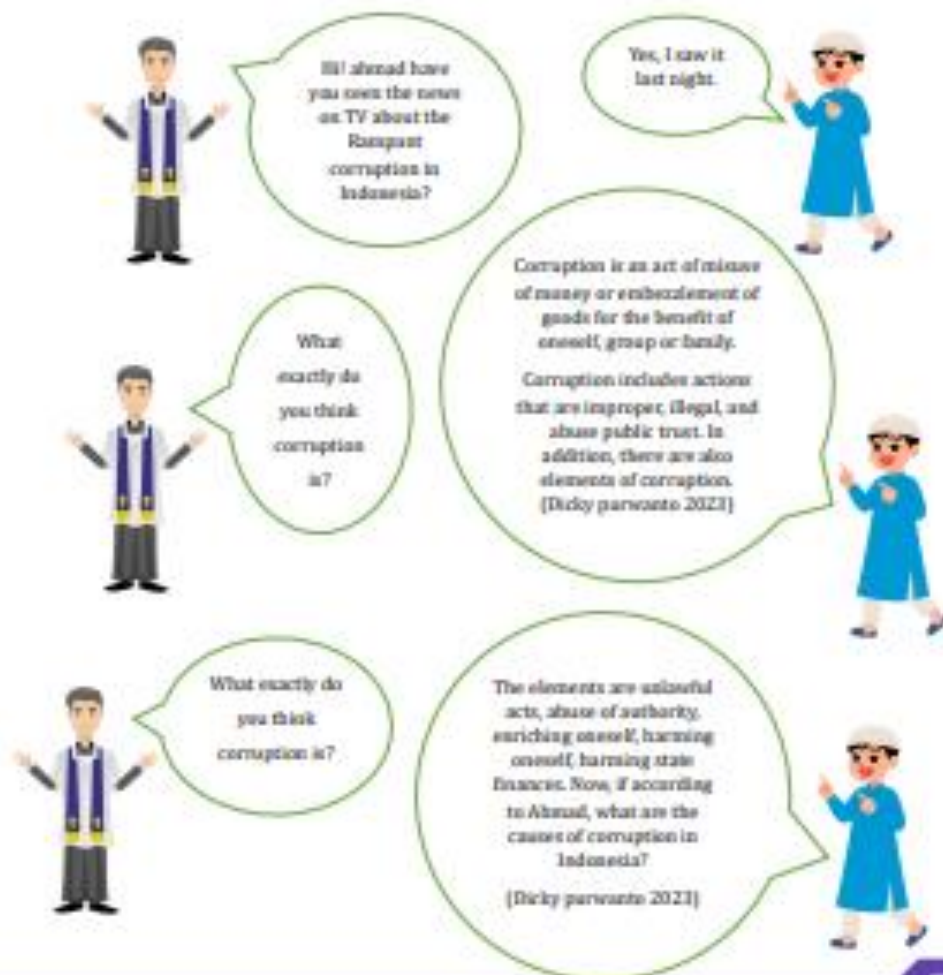





Activity 3

Read carefully!

Get into small groups with your peers to determine the linguistic elements of an explanatory text conversation entitled corruption, including the categories: common nouns, linking verbs, action verbs, present tense, and conditional and logical connectives.





There are several reasons for corruption, the first is the lack of transparency in terms of financial reports in an institution. Low transparency creates a condition where acts of corruption can be carried out easily. The second is weak legal action.
(Dicky purwanto 2023)

In addition to weak legal action, there is also another cause, namely human nature itself, which is never satisfied. Corruptors are usually high-ranking people such as government officials. When officials already have a lot of money, their instincts still say that the money they get is not enough.
(Dicky purwanto 2023)

So, Ahmad, what is the impact of corruption?

Another impact of corruption is that it creates chaos in the public sector. This chaos arises because there is no longer public trust in "rogue" officials because public trust has been played by corruptors who have been elected as representatives of the people.
(Dicky purwanto 2023)

The conclusion is that corruption is an act that harms many parties, especially the small people. The existence of corruption in Indonesia shows that the law in Indonesia is too weak and not firm enough. So that, the law in Indonesia needs improvement in all respects. Therefore, let us start from now on to build quality personal traits, laws, and regulations with sincerity, honesty, and justice. In the end, corruption can be reduced and eliminated and people can live in prosperity, welfare and justice. (Dicky purwanto 2023)

11



After reading the text above, then determine which sentences that contain linguistic elements of Explanation text.

Linguistic Elements

Example: Corruption is an act of misuse of money

Your turn:

1. _____
2. _____
3. _____



Activity 4

Translate the vocabulary below, then practice to pronounce with the teacher through repetition.

No	Words	Pronunciation	Meaning
1	Transparency	trans'pærənsi	
2	Legal	'li:gal	
3	Sincerity	sɪn'serəti	
4	Penalty	'penəlti	
5	Sentenced	'sentənst	
6	Instincts	'ɪnstɪŋkts	
7	Prison	'prɪzən	
8	Abused	ə'bjʊd	
9	Prosperity	prɒ'sperəti	
10	Death	deθ	





Determine the Basic Question

Activity 1

Read carefully!

Make a small group with your seatmates to observe the following two *Explains* texts, then identify social function, text structure, and linguistic elements of each text.

Ngaben Bali

Ngaben is a Balinese tradition of taking care of the body of someone who has passed away. This tradition cremates the dead with local customs and traditions.


As an island that is famous for being a tourist destination, Bali is always visited by tourists both local and foreign. However, not all of these tourists are allowed to see this sacred ceremony.

They need to get permission from the family. Although the Ngaben tradition is held as a festive occasion, it is still a mourning event.

The purpose of Ngaben is to ensure that the family is not saddened and that the spirit of the deceased lives happily in nirvana. It costs a lot of money to hold a Ngaben ceremony.

This is because Ngaben is known as the most expensive and longest tradition of taking care of the dead. Not to mention the various religious and ceremonial attributes that need to be provided by the family.

(Ali yuda 2023)





Batik

Batik is an illustrated cloth that is specially made by writing/applying right on the cloth, then processing it in a certain way has a characteristic.

Indonesian batik, as a whole technique, technology and development of motifs and related culture.

UNESCO designated batik as a humanitarian heritage for oral and intangible culture since October 2, 2009.

Batik is a highly artistic craft that has been a part of Indonesian culture since time immemorial. Javanese women at that time made their skills in batik as one of their livelihoods. This made batik work in the past an exclusive job for women until the invention of "stamped batik" which allowed men to do this batik work.

The variety of batik patterns and colors is influenced by various foreign influences. Initially, batik had a limited variety of patterns and colors, and there were also some patterns that could only be worn by certain circles.

However, coastal batik absorbed various foreign influences, such as foreign traders and colonizers. Bright colors such as red were popularized by the Tionghoa.

European colonists took an interest in batik, and the result was the previously unknown flower patterns and objects brought by the colonists, as well as their favorite colors such as blue.

Traditional batik still retains its patterns, and is still used in traditional ceremonies because each pattern has its own symbolism.

That way, batik can be the pride of the Indonesian people because batik has a variety of patterns and colors that can attract foreign tourists to own it. Batik can be one of the sources of livelihood that can improve the Indonesian economy.

(Alfi yuda 2023)





After reading the two Explanation texts above, let's answer the question below with short answer.

No	Questions	Ngaben Bali	Batik
1	What is the topic of the text?		
2	What is the main idea of the first paragraph?		
3	What is the general classification of the text?		
4	Mention at least 1 description of the text?		
5	Mention three the linguistic Elements of the text?		





Activity 2

Read carefully!

Read a Explanation text below and decide if the statement is true or false

Bullying

Bullying or harassment is a social phenomenon that often occurs in school settings. It involves repeated acts of aggression or mistreatment by one individual or a group of individuals against another person who is physically or emotionally weaker.

Bullying comes in many forms such as insults, teasing, physical violence, social isolation, or spreading rumors that harm one's reputation. These actions usually occur continuously and over a long period of time, thus adversely affecting the victim who feels afraid, intimidated, and feels inferior.


There are several reasons why bullying occurs in schools. First, there are individuals who use intimidation and force to gain a sense of superiority or dominance over others. Secondly, social injustice or stark differences in appearance, wealth, intelligence, or other factors can contribute to bullying. In addition, a lack of awareness and education about the importance of respecting and appreciating differences also contributes to bullying in schools.

The impact of bullying is very serious. Victims of bullying can experience psychological distress, anxiety, depression, decreased academic performance, and even think about ending their lives. An unsafe and uncomfortable school environment can also negatively affect a student's overall learning process.

Preventing bullying in schools is very important. Schools must create a culture that is inclusive, respectful and free from violence. A holistic approach is needed that involves the active role of all school members, including teachers, students, school staff and parents. Education and training programs on caring, empathy, conflict management and diversity also need to be implemented.

(Arista 2023)





No	STATEMENT	TRUE	FALSE
1	Bullying can be happened in school.		
2	Individual intimidation is type of a bullyin.		
3	The impact of bullying is not serious.		
4	People can do bullying in school.		
5	Lack of appreciating contributes bullying in school.		






Design the Project Plan

Activity 1

Create and Perform!

Each student create a short and simple oral Explanation text including religious moderation by paying attention to social function, text structure, and linguistic elements. Then, perform it in front of friend and teacher individually.





Activity 2

Work together!

Work together with your seatmates as a team to make a Explanation text including religious moderation on a paper by paying attention to social function, text structure, and linguistic elements.





The Result

Activity 1

Work together with your group to analyze the social function, text structure, and linguistic elements in the project you have created. Then present the results in front of teacher and friends



Analyze	The Result
Title	_____
Social Function	The topic sentence of the text _____
	The purpose of the text _____
Text Structure	General Statement _____
	Explanation _____
	Conclusion _____
Linguistic Elements	_____



Evaluating Experience

Activity 1

Let's Rate!

Conduct a behavior assessment during do the project activities by rating your groupmate. Use the table below by providing a check mark!



Peer to peer assessment sheet

No	Indicator of Observation	5	4	3	2	1
1	My friend listened and respected the opinions of their groupmates.					
2	My friend provides an idea or solution in working on the project.					
3	My friend plays an active role in group work.					
4	My friend respect teacher and friends.					
5	My friend mastered the material well.					

- 5 : Very Good
- 4 : Good
- 3 : Enough
- 2 : Bad
- 1 : Very Bad



Activity 2

Let's evaluate!

Let's evaluate your understanding and learning activities by answering several questions below!

In the material that you have studied before, it contains the values of religious moderation that consist of four indicators, which are:

- National Commitment: Pre Communication (Activity 2 and 3)
- Tolerance: Pre Communication (Activity 1) and Determine the Basic Question (Activity 1)
- Anti-Violence: Determine the Basic Question (Activity 2)
- Accomodating Local Culture: Determine the Basic Question (Activity 1)

Let's evaluate your understanding!

Based on the fourth indicators of religious moderation mentioned above, what values can you learn from the material that has been studied before?





Let's evaluate your learning activity



Do you understand how to write a Explanation text?

Which part of activity did you was good? And which part do you think is not good?



Which activity do you find difficult?

Aspects	Criteria and Scores			
	Very good	Good	Enough	Less
	4	3	2	1
Knowledge				
Attitude				
Skills				



Words List

Words	Pronunciation	Meaning
Technique	tek'nik	Teknik
Technology	tek'nolodji	Teknologi
Development	de'vlopment	Pembangunan
Humanitarianism	hju'mane'terizm	Kemanusiaan
Craft	kraft	Kerajinan
Ceremony	'sere,mوني	Upacara
Reaffirm	ri'a'firm	Tegaskan kembali
Belief	bi'liif	Keyakinan
Fascinating	'fana,sentiq	Memarik
Rich	riç	Kaya
Overcoming	'over,kumiq	Mengatasi
Disaster	di'kaster	Bencana
Preventing	pre'ventiq	Mencegah
Spread	sprid	Penyebaran
Prohibited	pro'shibited	Dilarang
Illegal	i'ligal	Illegal
Manipulate	ma'nipju,leit	Memanipulasi
Justice	'dju,stis	Keadilan
Heritage	'heriteidj	Warisan
Coexistence	ag'zistens	Keberaduan
Symbolism	'simba,lizem	Simbolisme
Colonists	'kolonists	Penjajah
Exclusive	ek'sklusiv	Ekklusif
Attract	a'trakt	Memarik
Tourist	'tuurst	Turis
Law	lo	Hukum



Smuggle	'smagal	Penyelundupan
Conversely	'kanvərəli	Sebaliknya
Variety	və'riəti	Variasi
Facilities	fə'siiliti	Fasilitas
Include	in'klud	Termasuk
Impact	'impakt	Dampak
Prison	'prizon	Penjara

Summary



Social function of Explanation Text

The social function of Explanation text is to explain the audience how and why something works or happens.

(Dr. Susartono, M. Hum)

Structure Text of Explanation Text

Explanation is a text which tells processes relating to forming of natural, social, scientific and cultural phenomena.

Explanation text is to say 'why' and 'how' of the forming of the phenomena. It is often found in science, geography and history text books.

(Dr. Susartono, M. Hum)



Linguistic Elements of Explanation Text

- Simple Present Tense
- Action Verbs
- Passive Voice
- Noun Phrases
- Technical Terms

(Dini Purbowati 2021)



General Structure of Explanation Text

- Title
- General statement
- Explanation
- Conclusion

(Dendi Purbowati 2021)



Language Focus and Skill

- Simple Present Tense.
- Action Verbs.
- Action Verbs
- Passive Voices.
- Conjunction.
- Technical Terms.



References

Pictures

- <https://www.camca.com>
- <https://www.google.com/search?=&karbon+moderasi+beragama&sa=sv>
- <https://www.remove.bg/dl/upload>

Symbol

- <https://topheretia.com/>

Material Concept

- Bahasa Inggris SMA/MA Kelas XI. Kementerian Pendidikan dan Kebudayaan Republik Indonesia 2017

Text and Video

- <https://youtu.be/7mQ446uG1U0?si=WRBq-11FY0e2C032N>
- <https://cibingbelajar.stmikb.id/c3/p3k/BahasaInggris/TerjemahBelajaran/BI.inggris-VBS.pdf>
- <https://ekspintar.id/info-pintar/-/blog/memahami-explanation-text-pengertian-ciri-ciri-struktur-dan-contohnya>
- <https://beranggunpikiran.cakot.com/pendidikan/amp/pr-2615786572/contoh-teks-eksplanasi-singkat-fenomena-sosial-potensi-crayon?page=all>
- <https://www.sosora.id/read/433877677/3-contoh-teks-eksplanasi-sosial-di-sekolah-sosial-struktur-dan-singkat>
- <https://www.bola.com/cagan/read/5380403/5-contoh-teks-eksplanasi-sosial-beserta-struktur-nya-hiya-jadi-panduan-belajar>
- <https://id.scribd.com/document/435700753/teks-eksplanasi-komuni>
- <https://www.bola.com/cagan/read/5380456/5-contoh-teks-eksplanasi-fenomena-budaya?page=4>
- bola.com <https://search.app/11Te030739H5sBoHA>

Appendix 7**Validation Checklist of Blueprint Design****“Explanation Text Unit”**

The Researcher : Qurata A'yunin Hamka

School Name : MAS Madani Alauddin Pao-Pao

The score

1: Very poor

2: Poor

3: Average

4: Good

5: Excellent

No.	Component	Criteria	Score				
			1	2	3	4	5
1	Course Content	The blueprint is consistent with the syllabus for Senior High School (SMA) in Curriculum 2013				✓	
		The content material is appropriate with the course of students in Senior High School in the eleventh grade				✓	
2	Learning Outcomes	Learning outcomes include integrated skills in English (reading, writing, speaking, and listening)				✓	
		The learning outcomes are clearly stated				✓	

3	Indicator	These indicators provide learning experience for students to achieve learning outcomes				✓	
		The indicator is expressed systematically				✓	
		The indicators are clearly stated				✓	
4	Skills	The blueprint supports actively English skills				✓	
5	Activity	The blueprint provides suitable tasks for the students			✓		
		Students are evaluated based on the learning outcomes and indicators			✓		
6	Evaluation	Students' achievement in the course can be measured fairly				✓	

Source: Adapted from Rahayu (2022)

Gowa, 18 September 2024

Validator



Subhan Rahmat, M.Pd.

Validation Checklist of Blueprint Design

“Explanation Text Unit”

The Researcher : Qurata A'yunin Hamka

School Name : MAS Madani Alauddin Pao-Pao

The score

1: Very poor

2: Poor

3: Average

4: Good

5: Excellent

Content Feasibility						
No.	Statement	1	2	3	4	5
1	The materials are in accordance with Standard Competency (SK) and Basic Competency (KD) of English lessons in Senior High School.				✓	
2	The materials are in accordance with the learning indicators.				✓	
3	The material interactively and participatively represents the Project-based Learning (PJBL).				✓	
4	Input for reading (the text) in the materials is related to the topic of the unit.				✓	
5	Input for listening (the video/audio) in the materials is related to the topic of the unit.				✓	
6	Input for speaking (monologue/dialogue) in the materials is related to the topic of the unit.				✓	
7	Input for writing in the materials is related to the topic of the unit.				✓	
8	Vocabulary in the materials is related to the topic of the unit.				✓	

9	Language function in the materials is related to the topic.				✓	
10	Activity for reading in the materials is related to the learning indicators of the unit.				✓	
11	Activity for listening in the materials is related to the learning indicators.				✓	
12	Activity for speaking in the materials is related to the learning indicators.				✓	
13	Activity for writing in the materials is related to the learning indicators.			✓		
14	Activity in learning vocabulary is related to the learning indicators.			✓		
15	Activity in learning grammar is related to the learning indicators.			✓		
16	Activity in learning pronunciation is related to the learning indicators.			✓		
17	The materials can encourage the students to explore more about the topic in their daily lives.				✓	
18	The texts are directed in developing students' communication abilities in order to achieve social functions.				✓	
19	The sources of materials are acceptable.				✓	
20	The materials can lead the students to develop their personal, social, and academic-related to their English proficiency.				✓	
21	The materials are integrated with religious moderation in appropriate form.				✓	
22	The religious moderation integration in the materials is suitable for the topic, input, and task in the materials.				✓	
23	The form of religious moderation integration in the materials is balanced with the English module.				✓	

Suggestion:						
Presentation Feasibility						
No.	Statement	1	2	3	4	5
1	The materials presentation includes the cover of textbook, preface, book map, table of content, and identity of the writer.				✓	
2	The presentation of materials clearly divides the opening (cover and unit mind map), main (material unit and task), and closing parts of the textbook (summary and reflection).				✓	
3	The main part of the material is arranged systematically based on the phases of activity in Project-based Learning (PJBL) namely determining the topic, pre- communication, determining the basic question, creating the schedule, designing the project plan, test result, and evaluating experiences.				✓	
4	The tasks are representing the characteristics of activity phases in Project-based Learning (PJBL) namely determining the topic, pre-communication, determining the basic question, creating the schedule, designing the project plan, test result, and evaluating experiences.				✓	
5	The materials interactively and participatively build interaction in English between students, students and teachers, and students and the wider environment.			✓		
6	The materials can encourage the students to do various communicative tasks creatively and critically.				✓	
7	The materials and activity presentation encourage students to be responsible for their own learning.				✓	

8	The materials encourage the students to recognize their success and inadequacy in the learning process.				✓	
9	The learning settings are related to need analysis.			✓		
Suggestion:						
Language Feasibility						
No.	Statement	1	2	3	4	5
1	The language in input, task, and instruction is clear and understandable.				✓	
2	The language in input, task, and instruction is interactive and communicative.				✓	
3	The language used in input, task, and instruction is suitable for students' cognitive development levels.				✓	
4	The language in input, task, and instruction is appropriate in the aspect of grammar, spelling, and punctuation.				✓	
5	The language in the materials is holistically cohesive and coherence.				✓	
Suggestion:						
Graphic Feasibility						
No.	Statement	1	2	3	4	5
1	The materials are printed using ISO standard size (A4, A5, or B5).				✓	

2	The settings of the cover, unit title, sub- unit title, illustration, picture explanation, and page number are proportional and do not disturb the students during the learning process.				✓	
3	The use of letter/character variation (bold, italic, capital) is appropriate and do not too various in type and colour.				✓	
4	The illustrations (picture, graphic, table, etc.) are aesthetic and functional.				✓	
5	The colour of the book holistically and in each unit are proportional and do not disturb the students during the learning process.				✓	
6	The whole design of the module is holistically interesting.				✓	
Suggestion:						
Additional/further suggestions for the module improvement						

Source: Adapted from Rahayu (2022)

Gowa, 18 September 2024

Validator



Subhan Rahmat, M.Pd.

Validation Checklist of Blueprint Design

“Explanation Text Unit”

The Researcher : Qurata A'yunin Hamka

School Name : MAS Madani Alauddin Pao-Pao

The score

1: Very poor

2: Poor

3: Average

4: Good

5: Excellent

No.	Component	Criteria	Score				
			1	2	3	4	5
1	Course Content	The blueprint is consistent with the syllabus for Senior High School (SMA) in Curriculum 2013				✓	
		The content material is appropriate with the course of students in Senior High School in the eleventh grade				✓	
2	Learning Outcomes	Learning outcomes include integrated skills in English (reading, writing, speaking, and listening)			✓		
		The learning outcomes are clearly stated				✓	

3	Indicator	These indicators provide learning experience for students to achieve learning outcomes				✓	
		The indicator is expressed systematically				✓	
		The indicators are clearly stated				✓	
4	Skills	The blueprint supports actively English skills			✓		
5	Activity	The blueprint provides suitable tasks for the students				✓	
		Students are evaluated based on the learning outcomes and indicators				✓	
6	Evaluation	Students' achievement in the course can be measured fairly			✓		

Source: Adapted from Rahayu (2022)

Gowa, 18 September 2024

Validator



Nur Azisah Azis, S.Pd., M.Hum.

Validation Checklist of Blueprint Design

“Explanation Text Unit”

The Researcher : Qurata A'yunin Hamka

School Name : MAS Madani Alauddin Pao-Pao

The score

1: Very poor

2: Poor

3: Average

4: Good

5: Excellent

Content Feasibility						
No.	Statement	1	2	3	4	5
1	The materials are in accordance with Standard Competency (SK) and Basic Competency (KD) of English lessons in Senior High School.				✓	
2	The materials are in accordance with the learning indicators.				✓	
3	The material interactively and participatively represents the Project-based Learning (PJBL).				✓	
4	Input for reading (the text) in the materials is related to the topic of the unit.				✓	
5	Input for listening (the video/audio) in the materials is related to the topic of the unit.				✓	
6	Input for speaking (monologue/dialogue) in the materials is related to the topic of the unit.				✓	

7	Input for writing in the materials is related to the topic of the unit.				✓	
8	Vocabulary in the materials is related to the topic of the unit.			✓		
9	Language function in the materials is related to the topic.				✓	
10	Activity for reading in the materials is related to the learning indicators of the unit.				✓	
11	Activity for listening in the materials is related to the learning indicators.				✓	
12	Activity for speaking in the materials is related to the learning indicators.				✓	
13	Activity for writing in the materials is related to the learning indicators.				✓	
14	Activity in learning vocabulary is related to the learning indicators.				✓	
15	Activity in learning grammar is related to the learning indicators.				✓	
16	Activity in learning pronunciation is related to the learning indicators.				✓	
17	The materials can encourage the students to explore more about the topic in their daily lives.				✓	
18	The texts are directed in developing students' communication abilities in order to achieve social functions.				✓	
19	The sources of materials are acceptable.				✓	
20	The materials can lead the students to develop their personal, social, and academic-related to their English proficiency.				✓	
21	The materials are integrated with religious moderation in appropriate form.				✓	
22	The religious moderation integration in the materials is suitable for the topic, input, and task in the materials.				✓	

23	The form of religious moderation integration in the materials is balanced with the English module.				✓	
Suggestion:						

Presentation Feasibility						
No.	Statement	1	2	3	4	5
1	The materials presentation includes the cover of textbook, preface, book map, table of content, and identity of the writer.			✓		
2	The presentation of materials clearly divides the opening (cover and unit mind map), main (material unit and task), and closing parts of the textbook (summary and reflection).				✓	
3	The main part of the material is arranged systematically based on the phases of activity in Project-based Learning (PJBL) namely determining the topic, pre- communication, determining the basic question, creating the schedule, designing the project plan, test result, and evaluating experiences.				✓	
4	The tasks are representing the characteristics of activity phases in Project-based Learning (PJBL) namely determining the topic, pre-communication, determining the basic question, creating the schedule, designing the project plan, test result, and evaluating experiences.				✓	
5	The materials interactively and participatively build interaction in English between students, students and teachers, and students and the wider environment.				✓	

Graphic Feasibility						
No.	Statement	1	2	3	4	5
1	The materials are printed using ISO standard size (A4, A5, or B5).				✓	
2	The settings of the cover, unit title, sub- unit title, illustration, picture explanation, and page number are proportional and do not disturb the students during the learning process.				✓	
3	The use of letter/character variation (bold, italic, capital) is appropriate and do not too various in type and colour.				✓	
4	The illustrations (picture, graphic, table, etc.) are aesthetic and functional.				✓	
5	The colour of the book holistically and in each unit are proportional and do not disturb the students during the learning process.				✓	
6	The whole design of the module is holistically interesting.				✓	
Suggestion:						
Additional/further suggestions for the module improvement						

Source: Adapted from Rahayu (2022)

Gowa, 21 Juni 2024

Validator



Nur Azisah Azis, S.Pd., M.Hum.

DOCUMENTATION



This photo was taken after the questionnaire for the analysis stage has been shared and filled out by students, the results of the questionnaire will be analyzed by the researcher as a reference for the development of blueprints and modules.