

**DEVELOPING ENGLISH SUPPLEMENTARY MATERIAL OF “THAT’S A
WONDERFUL PERFORMANCE” BASED ON PROJECT BASED
LEARNING MODEL FOR THE STUDENTS
OF MA ASH-SHALIHIN**



A Thesis

Submitted in Partial Fulfillment of The Requirements for the Degree of
Sarjana Pendidikan (S.Pd) of English Education Department
The Faculty of Tarbiyah and Teacher Training
Universitas Islam Negeri Alauddin Makassar

By :
A.Nuratia
Reg Number : 20400121065

**ENGLISH EDUCATION DEPARTMENT
THE FACULTY OF TARBIYAH AND TEACHER TRAINING
UNIVERSITAS ISLAM NEGERI ALAUDDIN MAKASSAR
2025**

PERNYATAAN KEASLIAN SKRIPSI

Nama : A.Nuratia
Nim : 20400121065
Tempat/Tgl Lahir : Bontorannu/17 Maret 2003
Jurusan/Prodi/Konsentrasi : Pendidikan Bahasa Inggris
Fakultas/Program : Tarbiyah dan Keguruan
Alamat : Dusun Tamalaju, Desa Bontorannu,
Kecamatan Kajang
Judul : Developing English Supplementary
Material of "That's A Wonderful
Performance" Based on Project Based
Learning Model for the Students of MA
Ash-Shalihin

Mahasiswa yang bertanda tangan dibawah ini:

Menyatakan dengan sesungguhnya dan penuh kesadaran bahwa skripsi ini benar adalah hasil karya sendiri. Jika di kemudian hari terbukti bahwa ia merupakan duplikat, tiruan, plagiat, atau dibuat oleh orang lain, sebagian atau seluruhnya, maka skripsi dan gelar yang diperoleh karenanya batal demi hukum.

Samata-Gowa, 20 Agustus 2025

Penyusun



A.Nuratia
NIM 20400121065

PENGESAHAN SKRIPSI

Skripsi berjudul **"Developing English Supplementary Material of "That's A Wonderful Performance" Based on Project Based Learning Model for the Students of MA Ash-Shalihin"**, yang disusun oleh Saudari A. Nuratia, NIM: 20400121065, mahasiswi Program Studi Pendidikan Bahasa Inggris Fakultas Tarbiyah dan Keguruan UIN Alauddin Makassar, telah diuji dan dipertahankan dalam sidang Ujian Skripsi (Munaqasyah) yang diselenggarakan pada hari Senin, tanggal 12 Agustus 2025 M. bertepatan dengan tanggal 18 Safar 1447 H, dinyatakan telah dapat diterima sebagai salah satu syarat untuk memperoleh gelar Sarjana Pendidikan pada Jurusan Pendidikan Bahasa Inggris dengan beberapa perbaikan.

Samata-Gowa, 20 Agustus 2025

DEWAN PENGUJI:


Nomor SK 3800 Tahun 2025

Ketua Sidang : Dr. Rappe, S.Ag., M.Pd.I.
Sekretaris Sidang : Dr. Azizul Hakim M.Pd.I.
DEWAN PENGUJI :
Penguji I : Prof. Dr. Hj. Mardiana, M.Hum.
Penguji II : Multazam Abubakar, M.Hum.
Pembimbing I : Dr. Sitti Nurpahmi, S.Pd., M.Pd.
Pembimbing II : Nur Aliyah Nur, M.Pd.

(.....)
(.....)
(.....)
(.....)
(.....)
(.....)

Disahkan Oleh:

Dekan FTK UIN Alauddin Makassar,


Dr. H. Andi Achruh, M.Pd.I
NIP. 196609081994031002

ACKNOWLEDGMENTS

بِسْمِ اللَّهِ الرَّحْمَنِ الرَّحِيمِ

First of all, the researcher would like to thank Allah *Subhanahu Wata'ala* for giving the researcher the opportunity to live life, feel the pleasure of health and feel the process of education. Without His permission, there is no effort that can be done by the researcher, there are no beautiful sentences from the researcher to convey such great gratitude other than saying Thank You to describe the feelings of Happiness and emotion for all the goodness that Allah has given to the life that has been passed by the researcher. Many lessons and knowledge that the researcher has obtained, as long as the researcher's life continues, he will continue to learn and study from all aspects, both educational and social environments.

The researcher does not forget to say Salam and Shalwat to the beloved of Allah, the Prophet Muhammad *Shallallahu Alaihiwasallam*, because of his struggle that brought people from the darkness of knowledge to a bright life with the abundance of knowledge that can be felt until now and beyond. All of that is due to the spirit possessed by the Prophet Muhammad *Shallallahu Alaihiwasallam* and the greatness of his love for the researcher. The researcher hopes to be able to follow in the footsteps of the Prophet Muhammad's spirit to fight in conveying knowledge, obtaining, and feeling knowledge.

The writing of this thesis cannot be separated from the help of various parties who have provided valuable facilities, direction, correction,

suggestions, and support. Therefore, the researcher would like to express appreciation and gratitude, especially to:

1. To the researcher's parents, **Sangkala** and **Andi Sari** who have been present and raised the researcher, taught the true meaning of love and affection and provided facilities in completing this thesis, the researcher did not have time to repay your kindness but with the completion of this education the researcher has given happiness because the researcher's happiness is also the happiness of his parents.
2. **Prof. Hamdan Juhanis, M.A., Ph.D.**, as the rector of UIN Alauddin Makassar
3. **Dr. H. Andi Achruh, M.Pd.** the dean and all staff members of the Faculty of Tarbiyah and Teacher Training of UIN Alauddin Makassar
4. **Dr. Sitti Nurpahmi, M.Pd.** the head of the English Education Department of Tarbiyah and Teacher Training Faculty and as the researcher's first supervisor who has provided input on the writing of the researcher's thesis.
5. **Nur Aliyah Nur, M.Pd** the secretary of the English Education Department and as the second supervisor of the researcher who has directed, provided input and support in the preparation of this thesis.
6. **Prof. Dr. Hj. Mardiana, M.Hum** and, **Multazam Abubakar M.Hum.** as examiners who have provided direction and assistance for the writing of this thesis.

7. To the researcher's siblings, **Andi Hasmi Dea, Andi Dea Lita, Andi Nursyahrani**, and **Andi Sri Wahyuni**, who have provided support and much assistance throughout the researcher's studies and the writing of this thesis.
8. The researcher's RnD group, namely **Nur Ilmi Hanaping, Putri Nur, Annisa Nurul Jannah, Andi Astrid, and Fhadilah Nurdin**, who gave the opportunity to join and work together in research and development. Providing corrections to every writing error, working together and providing support to each other in completing this thesis.
9. To **PBI B** who are always present to provide support in the preparation of this thesis.
10. To **Mrs. Sutarni** and **Egi Ergitasari** who have helped by lending their laptops to the researcher so that the researcher can complete the preparation of this thesis.
11. To **all researchers** who have provided the opportunity to access articles, journals, and theses in helping to prepare this thesis.
12. To everyone who has contributed support in the preparation of this article.

The author is fully aware that this thesis still has various shortcomings and has not reached perfection. Nevertheless, the author accepts every constructive input and criticism with an open heart. The author also believes that no human being is able to produce perfect work, because perfection belongs only to Allah Subhanahu wa Ta'ala. Therefore, the author is committed

to continuing to improve himself and trying his best to complete the following tasks.

Gowa, 26 June 2025
Researcher

A.Nuratia
20400121065

LIST OF CONTENTS

LIST OF CONTENTS	
ACKNOWLEDGMENTS.....	ii
LIST OF CONTENTS	vii
LIST OF TABLES	ix
LIST OF FIGURES	x
LIST OF APENDDICES	xi
ABSTRACT	xii
CHAPTER I INTRODUCTION	1
A. Background.....	1
B. Research Focus and Description	9
C. Research Questions	10
D. Previous Study.....	11
E. Research Objectives and Significance	14
F. Product Specification.....	16
CHAPTER II LITERATURE REVIEW.....	18
A. Developing	18
B. ELT Materials	18
C. Learning Model	21
D. Project Based Learning Model.....	22
E. The English Topic “That's A Wonderful Performance”	24
F. Conceptual Framework.....	26
CHAPTER III RESEARCH METHODOLOGY.....	29
A. Research Types And Location	29
B. Research Approach.....	29
C. Research and Development Design.....	31
D. Data Sources.....	32
E. Data Collection Procedure	33
F. Research Instrument.....	35
G. Data Processing and Analysis Techniques	37

CHAPTER IV RESEARCH AND DISCUSSION	41
A. The Result Of The Analysis Phase.....	41
B. The Result of the Syllabus	52
C. The Result of Development Phase	56
D. The Results of Validation.....	71
E. Research limitation.....	87
CHAPTER V CLOSING.....	89
A. Conclusion.....	89
B. Recommendation	91
C. Implication.....	92
BIBLIOGRAPHY	93
APPENDICES.....	97
DOCUMENTATION.....	157
CURRICULUM VITAE	158

LIST OF TABLES

Table 3.1 Criteria for validity (Purwanto, 2009).....	40
Table 4.1 Result of the Organization Material.....	42
Table 4.2 Content of the Material	44
Table 4.3 Learning Sistematic.....	45
Table 4.4 The Inventory Needs	46
Table 4.5 Validators' Suggestions on the Developed Learning Module	66
Table 4.6 Learning Module Before and After Revision	67
Table 4.7 Validation Result of Syllabus	73
Table 4.8 Content Feasibility.....	76
Table 4.9 Design of Feasibility	81
Table 4.10 Language of Feasibility	84
Table 4.11 Graphic of Feasibility	86

LIST OF FIGURES

Figure 2.1 Conceptual Framework	26
Figure 4.2 The Currently Used Book	49
Figure 4.3 The Currently Used Book	50
Figure 4.4 The Currently Used Book	50
Figure 4.5 The Currently Used Book	50
Figure 4.6 The Currently Used Book	51
Figure 4.7 Cover	58
Figure 4.8 Learning Objectives	60
Figure 4.9 Reflection and Research	61
Figure 4.10 Research	62
Figure 4.11 Discovery and Application	64
Figure 4.12 Communication	64
Figure 4.13 Before and After	67

LIST OF APENDDDICES

APENDDDIX 1.....98

APENDDDIX 2.....102

APENDDDIX 3.....110

APENDDDIX 4.....113

APENDDDIX 5.....116

APENDDDIX 6.....122

APENDDDIX 7.....127

APENDDDIX 8.....128

ABSTRACT

Researcher : A. Nuratia

Reg Number : 20400121065

Title : Developing English Supplementary of “That’s A Wonderful Performance” Based on Project Based Learning Model for the Students of MA Ash-Shalihin

This study aims to develop ELT materials titled **Developing English Supplementary of “That’s A Wonderful Performance” Based on Project Based Learning Model for the Students of MA Ash-Shalihin**. It was driven by the lack of suitable teaching materials, limited resources, and the need for effective learning models. The objectives include identifying students’ needs, designing, developing, and validating the module based on PjBL.

Using the ADDIE model (excluding the Implementation stage due to time and cost limits), data were collected from books, teachers, students, and validators through interviews, questionnaires, and validation checklists. The results show the need for PjBL-based materials aligned with the Merdeka Curriculum, enriched with illustrations and engaging projects.

The module includes components such as basic competencies, *Pancasila* student profiles, indicators, skill focus, and learning activities. Validation scores exceeded 3.91, indicating strong validity in content, language, design, and graphics.

Though the module cannot yet be confirmed as the main classroom material due to the unimplemented stage, it is valid as supplementary material. The study shows that PjBL can enhance engagement, creativity, and support Pancasila profile goals, making the module a relevant alternative for students ELT.

CHAPTER I

INTRODUCTION

A. Background

The teaching of foreign languages in Indonesia dates back to the colonial period, when languages such as Dutch the colonizers' language along with English and German were taught in select educational institutions. During that era, fluency in foreign languages among indigenous people became a symbol of elevated social status, a perception that continues to persist in present-day society. Along with the development of the era, currently language learning no longer looks at social status because everyone can easily learn it, even foreign languages have begun to be introduced to the entire community, even to early childhood. Similarly, at the elementary school level, English has also been introduced. Although according to the Ministry of National Education Regulation No. 26 of 2006, English instruction officially begins at the junior high school level, in practice, English is treated as a fundamental subject from high school through to university, standing alongside core subjects such as Indonesian and Mathematics.

Foreign languages aside from English such as German, French, Arabic, and Mandarin are typically introduced at the high school level. These languages are considered supplementary, as English continues to hold the primary position among foreign languages in Indonesia.

The rationale behind the integration of foreign language instruction across various educational levels can be outlined as follows. Firstly, a

significant portion of scientific and technological literature is written in English or other foreign languages. Therefore, proficiency in these languages enables Indonesians to access global scientific advancements and contribute to the dissemination of locally developed knowledge. Secondly, modern society has evolved into a global community, no longer constrained by geographic distance or time, due to advancements in information and transportation technology. As a result, the ability to communicate in foreign languages is essential for Indonesia to engage effectively in this borderless global society. This phenomenon of globalization underscores the importance of incorporating English and other foreign languages into the school curriculum (Santoso, 2014).

These aspects are also highlighted as part of the rationale behind the development of the 2013 Curriculum, categorized as external challenges. According to the Attachment to the Regulation of the Minister of Education and Culture Number 69 of 2013, external challenges involve globalization trends, environmental concerns, advancements in technology and information, the growth of creative and cultural industries, and the progress of education at the international level.

One of the reasons why Indonesia must study foreign languages is because science has developed in the Western world, and to catch up with the development of science in Indonesia, it starts with a means of bridging this science, namely by studying foreign languages.

So what is the religious perspective in learning a foreign language (English), the following hadith supports the importance of learning a foreign language.

In a history, the Prophet Muhammad SAW also ordered his friend Zaid bin Thabit to learn the language of the Jews.

عَنْ خَارِجَةَ بْنِ زَيْدِ بْنِ ثَابِتٍ عَنْ أَبِيهِ زَيْدِ بْنِ ثَابِتٍ قَالَ أَمَرَنِي رَسُولُ اللَّهِ صَلَّى اللَّهُ عَلَيْهِ وَسَلَّمَ أَنْ أَتَعَلَّمَ لَهُ كَلِمَاتٍ مِنْ كِتَابِ يَهُودَ قَالَ إِيَّيْ وَاللَّهِ مَا آمَنْ يَهُودَ عَلَى كِتَابِي قَالَ فَمَا مَرَّ بِي نِصْفُ شَهْرٍ حَتَّى تَعَلَّمْتُهُ لَهُ قَالَ فَلَمَّا تَعَلَّمْتُهُ كَانَ إِذَا كَتَبَ إِلَى يَهُودَ كَتَبْتُ إِلَيْهِمْ وَإِذَا كَتَبُوا إِلَيْهِ قَرَأْتُ لَهُ كِتَابَهُمْ قَالَ أَبُو عِيسَى هَذَا حَدِيثٌ حَسَنٌ صَحِيحٌ

Meaning :

'From Kharijah bin Zaid bin Thabit, from his father; Zaid bin Thabit, he said: "The Messenger of Allah (peace and blessings of Allah be upon him) told me to study for him the language from the books (of his letters) of the Jews, he said: "By Allah, I do not feel safe from the Jews for my letter." So I studied Jewish, and in less than half a month I had mastered the language. So I also wrote to the Prophet if he wrote, and I read to him if something was written to him." [HR. At-Tirmidhi no. 2933]'

The hadiths above are very related to this research in terms of mastery of a foreign language (English) as a means for good interests in religion. We can conclude that learning English brings benefits, namely as a means/suggestion to spread goodness, maintain brotherhood between languages, build business, economic, social, political networks and especially to study sciences that mostly use English.

Important aspects that need to be considered in teaching English include Student characteristics, understanding student characteristics is one of the factors for success in teaching English by knowing the individual characteristics of students, teachers can create and adjust effective and creative learning methods. Learning methods are methods or approaches used

in conveying knowledge to students, learning methods have many variations adjusted to student characteristics. Learning media, tools used to convey material to students, the most commonly used learning media are textbooks, the availability of books can provide convenience in conveying material because teachers can convey material based on the limitations of material that is structured and gradual. The role of the teacher, the teacher as a facilitator is the main focus before conveying the contents of the material, the teacher has full responsibility for the success of teaching English, therefore teachers are expected to have skills in teaching and are also expected to have a level of creativity, effectiveness in teaching. Lastly and most importantly, teaching materials, the relevance of teaching materials is adjusted to students' daily lives based on developments in the era so that students do not have difficulty and feel unfamiliar with the material being studied. There are four English language skills that must be mastered and implemented in teaching English, namely listening, speaking, writing and reading.

English Language Teaching is a process, a way of teaching English through materials submitted as a reference in understanding, knowing and mastering English. The general purpose of learning English is to develop English language skills not only used for communication but also a system for knowing meaning. Language teaching is based on teaching materials in the form of books containing everything that is the content of the curriculum that must be mastered by students in accordance with basic competencies in order

to achieve English language competency standards at a certain level of education.

Teaching materials are the second most important component in the learning process. Teaching materials encompass a variety of elements such as facts, observations, data, perceptions, sensory information, and problem-solving processes. These elements are derived from human cognition and experience and are systematically organized into factual statements, ideas, concepts, generalizations, principles, and proposed solutions (Asep H. Hermawan, 2008). Pannen (1995) defines teaching materials as organized lesson content designed for use by both teachers and students during the learning process. Widodo (2013, as cited in Waruwu, 2024) adds that teaching materials consist of a set of educational tools comprising content, methods, models, limitations, and evaluation techniques that are structured in an engaging and systematic manner to help learners achieve specific competencies or sub competencies, including their various complexities. We can conclude that teaching materials are used to facilitate the delivery and receipt of material.

Teaching materials have several types, according to Koesnandar 2018 in (Hasanah et al. 2024) explains that teaching materials are divided into two based on their subjects, namely: teaching materials that are intentionally designed such as books, modules, LKS, handouts; and teaching materials that are not intentionally designed such as clippings, newspapers, films, news, advertisements. In this study, teaching materials were developed in the form

of learning modules. Regarding the content of the teaching materials in any form, it had to have a high level of digestibility. In this case, it meant that the teaching materials could be understood, and their contents could be easily comprehended by the students. According to Daryanto, a module is a type of teaching material that is designed in a complete and structured manner. This module contains a series of well-planned and structured learning experiences to help students achieve certain learning objectives. while according to Prastowo 2015 module is a type of teaching material that is arranged in a complete and structured manner. It contains a series of learning experiences that are designed in a planned manner to help students achieve specific learning objectives. By using the module, it is expected that students can achieve the learning outcomes that have been set. In addition, the module is also expected to encourage students to learn independently and broaden their horizons, in accordance with the purpose of using the module in the learning process (Gunawan 2022).

The learning model is one of the important components that needs to be considered before being applied in class depending on the needs and suitability of the learning model that is appropriate for students. A learning model can be interpreted as a conceptual design or pattern that has a systematic structure, which can be used to compile a curriculum, manage materials, organize student activities, provide guidance for teachers, organize learning arrangements, create an environment that supports the learning

process, directs to the desired goals, and conducts evaluations (measurements, assessments, and feedback) (Asyafah 2019).

Based on the results of previous observations conducted at MA Ash Shalihin through interviews with English teachers of class X, the researcher obtained information that the ELT material used so far in the school is still too general where teachers use the lecture method when teaching so that learning activities are not yet student-centered. To make students really understand the material, students should be more involved in the learning process so that students are more active. One way to make students more active in class is to use PjBL (Project Based Learning).

The PjBL learning model is a learning model that focuses on the process of making a product carried out by students while the teacher himself only acts as a facilitator by providing direction or guidance to students, in this PjBL students are fully involved in completing the product by working together with a predetermined group team, with that it will train students' cooperation and responsibility in groups.

Buck Institute for Education (BIE) Project-based learning is defined as a structured and systematic teaching method that invites students to learn knowledge and skills through a long, organized, and complex inquiry process, by asking authentic questions and carefully designing and realizing products. George Lucas Educational Foundation (2005) This learning approach is defined as a dynamic method, in which students actively explore real problems, face challenges, and gain deeper understanding. When compared to

other learning models, PjBL can improve the quality of student learning in certain materials and help students to apply the knowledge they learn in specific contexts (Doppelt 2005). Students need to be actively cognitively involved in the project for a certain period. Involvement in complex tasks is an important element in learning, because it is assumed that students will be encouraged to test their ideas and deepen their understanding when facing challenges.

Based on the results of research conducted by Prof. Maija (2019) he found advantages and disadvantages in implementing the PjBL learning model. Related to student skills, PjBL provides opportunities for students to work together in groups where students interact with each other to complete a product and students learn how to complete the product, therefore students are fully involved in PjBL. The disadvantages found when implementing the PjBL learning model are that it takes a lot of time to conduct discussions, an active class atmosphere sometimes makes the class atmosphere less conducive, and how teachers facilitate PjBL in organizing products.

Before conducting the development, the researcher conducted an initial observation at MA Ash-Shalihin school to identify problems faced during the learning process, the researcher conducted interview with teacher by asking several questions about the learning situation apart from that, researcher also directly observed the teaching and learning process in the grade ten. After conducting interview with English teacher, the researcher learned that the teacher were in the process of implementing *Merdeka* Curriculum based

learning but were still using the 2013 Curriculum English language book. The review shows the need for the development of teaching materials in the form of teaching module based on the *Merdeka* Curriculum.

Therefore, the researchers were interested in developing teaching modules using project-based learning and implementing the *Merdeka* Curriculum. The English teacher at MA Ash Sholihin, based on the results of the teacher interview, truly hoped for the development of teaching materials in the form of learning modules derived from the English books that had been used previously, by shifting from Curriculum 13 to the *Merdeka* Curriculum, where learning activities were more student-centered, considering that ELT materials had already widely used the *Merdeka* Curriculum.

B. Research Focus and Description

This study focuses on the development of teaching modules for teaching English for tenth grade. The development of this teaching module is based on existing book references and is used in tenth grade. The book used as a reference in the development of this teaching module is the tenth-grade English book that has been determined by the Ministry of Education and Culture using curriculum 13. The development of this teaching material is an attempt to try to transfer the K13 Curriculum to the *Merdeka* Curriculum, while the focus of the material that will provide new results from the K13 Curriculum is chapter two, namely "That's A Wonderful Performance". The development of this teaching module uses the ADDIE model, the process went through five stages, but on this occasion, the researcher only used three stages,

namely the analysis stage, the design stage, and the final stage, which was development

The products that were produced provided novelty to the content of the material because the content developed was the result of the implementation of the Merdeka Curriculum. The development of this teaching module contained six chapters, and each researcher focused on developing one sub-theme of the material based on a learning model commonly called PjBL or project-based learning.

C. Research Questions

The main problem that is sought in this study is how the process of developing ELT material project based learning. In more detail, the problem is broken down into several questions as follows:

1. What are the needs of the tenth grade students in MA Ash Shalihin of learning ELT material of "That's A Wonderful Performance" based on project based learning model?
2. How is the design of ELT material of "That's A Wonderful Performance" for the tenth-grade students of MA Ash-Shalihin based on project based learning model?
3. How to develop material of "That's A Wonderful Performance" based on project based learning model for the tenth grade students of MA Ash Shalihim?

4. How to evaluate the validity of using the Project based learning model in the material "That's A Wonderful Performance" for Tenth-Grade of MA Ash-Shalihin?

D. Previous Study

The first research was conducted by Agusfina (2023) The goal of this study is to develop English language teaching materials tailored to the needs of eighth-grade students at Abnaul Amir Islamic Boarding School. These materials were centered around Chapter 1 of the textbook *"It's English Time"* and emphasized oral and written communication skills. The development of these materials was guided by the 2013 curriculum and incorporated an inquiry-based learning approach. The researcher adopted a Research and Development methodology, specifically the 4D model, to structure the instructional design process. The research results showed that the development of the English language material was valid.

The second research was conducted by Anggara (2024) the aims of this research are to identify the specific English language teaching (ELT) material needs of eleventh-grade students at MAS Madani Alauddin Pao-Pao, with a particular focus on religious moderation. To achieve these goals, the researcher utilized a Research and Development (R&D) methodology, employing the ADDIE model as a framework for instructional design. The findings indicate that the developed textbook is a suitable alternative ELT resource for teaching Report Text.

The third research was conducted by Nafiah (2020) This study seeks to explore how to effectively integrate religious moderation values into high school English modules. To achieve this goal, a developmental research approach was employed, following the ADDIE model, which involves five stages: analysis, design, development, implementation, and evaluation. It can be concluded that incorporating Islamic values and local Jambi wisdom into English modules is effective, practical, and advantageous for both students and teachers. The researcher suggests using this module, particularly for teaching procedure texts, as a valuable tool for English language instruction.

The fourth research was conducted by Fitria Farhana, Ahmad Suryadi (2021) This study aims to develop digital teaching materials for English subjects. This study uses the Research and Development (R&D) method combined with the ASSURE development model. Respondents in this study were twelfth grade students of Multimedia and Nursing at SMK Atlantis Plus Depok. The results of the study indicate that the digital teaching materials developed are valid and practical for use in learning English.

The fifth research was conducted by Ulfah (2021) This study aims to produce teaching materials that are relevant to the learning context. The method used is research and development (RnD). The development of these teaching materials is focused on English subjects for grade VII students at SMPN 20 Kota Serang. The results of the study indicate that the teaching materials developed have a significant impact on increasing English vocabulary mastery. Based on expert analysis and the results of trials on

students, this contextual learning media has met the criteria for use as English learning media at the junior high school level.

The sixth study, conducted by Handoyono et al. (2020), investigated the impact of applying the Project Based Learning (PjBL) model integrated with real object media on students' learning outcomes in the Engineering Drawing course. Employing a quasi-experimental design with a non-equivalent control group, the research involved a sample of 42 tenth-grade vocational high school students. The findings revealed that the implementation of the PjBL approach supported by real object media led to significantly improved learning outcomes compared to traditional teaching methods.

The similarities between previous studies with this research are using research and development method with the ADDIE approach as the development model. Both this research and prior studies share the same objective, which is to develop teaching material. Related to the differences or novelties with previous studies include two aspects, namely the subject of research and the development of teaching materials using the project-based learning model. The subjects of previous studies were at various levels ranging from junior high school grades 7, 8 senior high school grades 9,12, and vocational high school 10 grade. In this study, it will be conducted at the senior high school level grade 10 at MA Ash Shalihin and the researcher will develop a learning module based on project-based learning.

E. Research Objectives and Significance

Related to the formulation of the problem above, this study aims to develop English teaching for grade 10 of high school using the project-based learning model. The objectives of this study are:

1. To identify the needs of Class X MA Ash-Shalihin students in learning the ELT material for the chapter "That's A Wonderful Performance" using the project-based learning model.
2. To design the ELT material for the chapter "That's A Wonderful Performance" which is adjusted for grade X students of MA Ash-Shalihin based on project-based learning model.
3. To develop the ELT material for the chapter "That's A Wonderful Performance" using the project-based learning model for Class X MA Ash-Shalihin students.
4. To evaluate the validity of project-based ELT Material in the chapter "That's A Wonderful Performance" for grade X students of MA Ash-Shalihin.

Based on the objectives that were to be achieved, there were several benefits that resulted from the development of this teaching module, namely:

a. Theoretical Significance

Theoretically, this research can be a reference for other researchers and contribute as a source of theory for relevant research in the future. The results can also be used by researchers who are interested in continuing or developing similar research.

b. Practical Significance

The findings of this research are anticipated to offer valuable contributions and advantages to students, educators, and future researchers, the following is an explanation:

1. For Teacher

The availability of teaching modules makes it easier for teachers to deliver the contents of the material in a structured manner about learning objectives, materials, learning models and also assessments. Teaching modules can provide teachers with a clear picture of the teaching strategies that need to be applied, teachers no longer plan learning suddenly because of the inefficient use of time, therefore teachers can use more time and energy to focus on the teaching process. In developing teaching modules, teachers will also understand the contents of the material in depth.

2. For Students

Not only teachers benefit from the provision of this teaching module but students also benefit from the teaching module, students are able to learn independently using a teaching module that has been designed in a structured manner. Students will not have difficulty in understanding the contents of the material because each unit contains a detailed, clear and complete explanation. The existence of a teaching

module will also increase the enthusiasm and motivation to learn for students.

3. For Researchers

The development of teaching modules adds new insights and knowledge to researchers regarding the design of teaching modules, in addition, this teaching module can be a consideration and reference for other researchers who are interested in the results of the development of teaching modules.

F. Product Specification

The following section presents definitions of key terms related to the title, based on the researcher's understanding. These definitions are provided to help readers better comprehend the intended meaning.

1. Developing

Development is a process that refers to the activity of creating new products or improving existing products and evaluating educational products. In other words, development is a systematic process that has stages to create innovative and efficient products to meet needs and solve certain problems.

2. ELT Materials

English Language Teaching (ELT) materials are instructional resources developed to support the process of learning English. These materials are designed to aid both teachers and students in facilitating the teaching and learning activities, with the aim of achieving effective and targeted learning outcomes.

3. Project Based Learning

Project based learning is one of the learning models commonly used in the teaching and learning process, this learning model is based on projects, where students are directed to create a project as a form of their learning process. This learning model is very suitable for increasing student learning motivation and skills because it encourages students to take action in completing a product both individually and in groups.

4. That's A Wonderful Performance

"That's A Wonderful Performance" was the theme of the material that was developed in this study. The theme was taken from the tenth grade English book. This theme of the material trained three English skills, namely writing, speaking, and reading skills, focusing on learning transactional text, which was used to communicate with others. This theme of the material was still based on Curriculum 13

CHAPTER II

LITERATURE REVIEW

A. Developing

According to Faradila and Julaikah (2022), development refers to the systematic planning and organization of learning activities, aimed at identifying all components involved in the learning process while taking students' competencies into account.

According to Gagne and Brings in Warsita (2003:266) Development is defined as a learning system designed to support the student learning process by providing a series of events that are prepared intensively to achieve learning objectives. Development is also a process that aims to design and validate educational products. Development research refers to a systematic investigation focused on the design, creation, implementation, and evaluation of learning processes, which are required to fulfill the criteria of validity, adaptability, and effectiveness.

B. ELT Materials

ELT materials include various types of materials used to support the English learning process, including printed, audio, visual, or digital forms. These materials are designed to motivate students, strengthen their understanding, and help improve language skills that are appropriate to learning needs (Tomlinson 2011). ELT materials are a variety of resources designed to help students improve their English language skills. These

materials include textbooks, interactive exercises, and various other media tailored to learning needs (Richard 2005).

Learning materials refer to a variety of resources designed to assist educators in facilitating classroom instruction (Sitohang, 2014). These resources may take the form of written or non-written content. According to Lestari (2013), learning materials serve as instructional tools or media containing content, methods, constraints, and assessment strategies, all systematically and appealingly arranged to help achieve specific learning objectives. Such materials help reduce the instructional workload of teachers during face-to-face sessions, allowing them to allocate more time to mentoring and supporting students throughout the learning process. As noted by Djumingin et al. (2022), learning materials encompass essential components such as knowledge, skills, and attitudes that must be mastered to meet the predetermined competency standards.

Learning materials refer to the knowledge, skills, and attitudes that students need to acquire to meet predetermined competency standards. They encompass a collection of instructional tools or media such as content, strategies, limitations, and assessment methods that are systematically and engagingly organized to facilitate the achievement of specific learning objectives, including the mastery of competencies and sub-competencies (Lestari, 2013). Therefore, learning materials must be developed and structured based on instructional design principles, as they serve as essential resources for teachers in supporting the learning process. Essentially, learning

materials constitute the core of the curriculum, consisting of subject areas, topics, subtopics, and their respective elements (Ruhimat, 2011, p. 152). According to Muspirah (2013), learning materials are various systematically organized resources that assist teachers or instructors in conducting the teaching and learning process, thereby fostering a conducive learning environment for students.

According to Hermawan (2014), the objectives of learning materials are:

1. To help students learn new things,
2. Provide a variety of learning material choices to prevent students from getting bored,
3. To make it easier for students to go through the learning process,
4. To make learning activities more interesting by adapting to the demands of the curriculum and the needs of students, schools, and regions,
5. To provide alternative teaching materials to students, and
6. To make it easier for teachers to carry out the learning process.

A module is a book that is compiled with the aim of enabling students to learn independently, either with or without teacher guidance Djumingin et al (2022). While according to Nana and Ahmad Modules are one form of teaching materials that can support the learning process to be more effective. This module is designed with a series of learning activities that are systematically arranged, contain learning objectives that are formulated clearly and specifically, and allow students to learn independently (Lastri 2023). A module becomes effective when it is accessible and easily utilized by students. Module

based learning enables students with faster learning abilities to complete one or more basic competencies (KD) more quickly than their peers. Therefore, the module should clearly outline the targeted competencies, be written in clear and engaging language, and be supported with relevant illustrations

C. Learning Model

According to Eka Kurniasih 2022 A learning model is a framework that provides a systematic description of how to carry out learning in order to help students learn in achieving certain goals. According to Fajrian dan Sari 2016. A module becomes effective when it is accessible and easily utilized by students. Modular-based learning enables students with faster learning abilities to complete one or more basic competencies (KD) more quickly than their peers. Therefore, the module should clearly outline the targeted competencies, be written in clear and engaging language, and be supported with relevant illustrations. (Alfrid Sentosa and Norsandi 2022).

For Dewey in Joice and Weil (2000) it is stated that “The essence of the teaching process lies in creating environments that allow students to interact and explore how learning occurs. In line with this, Joyce and Weil describe a teaching model as a representation of a learning environment. Furthermore, based on Regulation of the Ministry of Education and Culture (Permendikbud) No. 103 of 2014, a learning model is defined as a conceptual and operational framework that is identified by a specific name, distinct characteristics, a logical sequence, structured organization, and an embedded culture” (Asyafah 2019).

A learning model is a description that describes the learning design, starting from planning, the learning process, to post-learning, which is chosen by the lecturer or teacher, along with all related attributes that are used either directly or indirectly in the design. Based on this understanding, a learning model can be interpreted as a conceptual design or pattern that has a name and is arranged systematically. This model is used to compile the curriculum, manage materials, organize student activities, provide instructions for teachers, organize learning arrangements, create a supportive learning environment, direct towards the expected goals, and evaluate (measure, assess, and provide feedback). A learning model must also describe the operationalization of the above concepts that reflect various realities according to the class situation and outlook on life resulting from exploratory studies (Asyafah 2019).

Based on several definitions that have been presented, it can be concluded that a learning model is a conceptual and operational learning design that has a name, characteristics, logical sequence, arrangements and facilities that are relevant to learning needs.

D. Project Based Learning Model

Project-Based Learning (PjBL) represents a student-centered pedagogical model in which learners are actively engaged in every stage of the learning process. This approach fosters the development of critical thinking and problem solving skills by encouraging students to confront real-world challenges. Additionally, PjBL emphasizes collaborative learning and reflective

practice, enabling students to construct deeper understanding through teamwork and self evaluation (Nurhidayah, Wibowo, and Astra 2021). Project Based Learning (PjBL) is an instructional model grounded in the resolution of real-world problems through student-designed projects, implemented either individually or collaboratively. Drawing upon established theoretical frameworks and the findings of Nurhidayah's research, PjBL has been shown to enhance not only academic performance but also scientific process skills, critical and creative thinking abilities, as well as fostering students' collaboration, responsibility, and autonomy. As such, PjBL is widely regarded as a highly relevant approach for meeting the demands of 21st century education.

Project-Based Learning (PjBL) has been proven to have a positive impact on student learning processes and outcomes, particularly in science. The implementation of this model helps students become more active, directly involved in problem solving, and trained in critical and creative thinking. Furthermore, PjBL also encourages the development of a sense of responsibility, the ability to work together, and independence in learning. With an approach involving real life projects, students can connect the subject matter to everyday life. Therefore, PjBL is considered effective as an approach that supports the achievement of 21st century skills, such as higher order thinking, communication, and collaboration.

Nurhidayah categorizes the syntax of Project-Based Learning (PjBL) into several distinct phases, as outlined below.

1. Reflection:

Students are introduced to the learning context and encouraged to connect prior knowledge with new concepts to be explored. They are then presented with a relevant problem to investigate.

2. Research:

Students gather pertinent information from various sources to address the given problem. Group discussions are facilitated to support collaborative understanding.

3. Discovery:

Each group develops and plans an experimental procedure to explore the problem further.

4. Application:

Students carry out the designed experiments and apply their plans in a practical context.

5. Communication:

Groups present the outcomes of their investigations and collectively draw conclusions based on their findings.

E. The English Topic "That's A Wonderful Performance"

The book that is used as a reference in this development research is the English book for class X determined by the Ministry of Education and Culture, this book contains material from the implementation of curriculum 13 which has 15 chapters. This book trains four skills in teaching English, namely listening, speaking, reading and writing skills.

English book for grade ten chapter that's a wonderful performance is the theme of the material studied by grade tenth-students semester 1 MA Ash Shalihin. This chapter trains three language skills, namely speaking, reading and writing with language feature vocabulary and grammar. The focus of this material is transactional text where students are taught how to use the right sentences to communicate in expressing congratulations to others.

F. Conceptual Framework

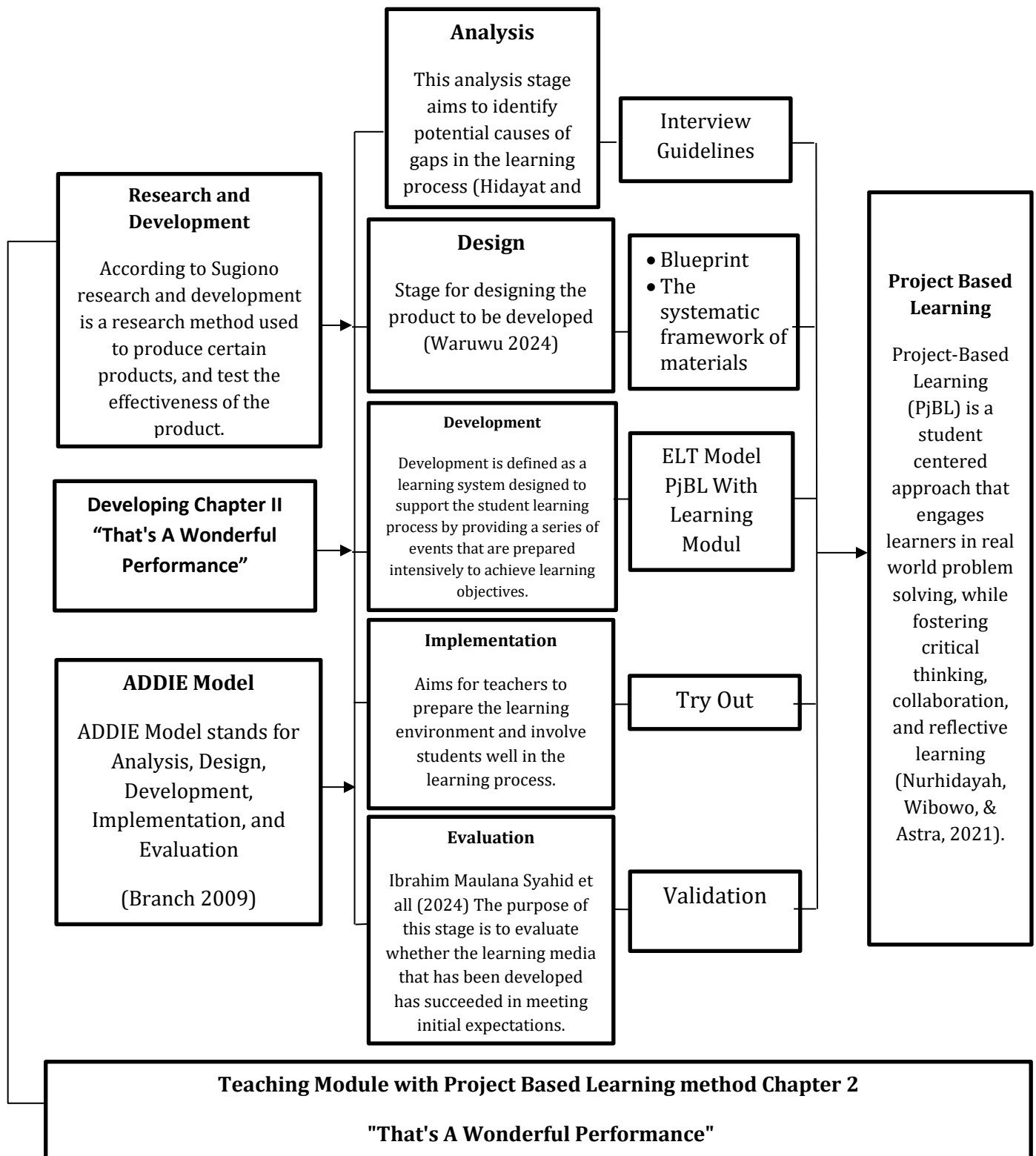


Figure 2.1 Conceptual Framework

Conceptual framework provides a systematic procedural description in developing learning modules based on Project Based Learning. This study uses the RnD method and the development model uses the ADDIE model as the design model for developing learning modules. According to Sugiono, the ADDIE model has five stages of development, namely analysis, design, development, implementation and evaluation.

At the analysis stage, the researcher conducted an analysis of the student learning process, the teaching materials used and ELT materials, and analyzed the alignment of learning objectives and outcomes. Through this analysis stage, the researcher has a picture of the ELT material that will be made according to the students' learning needs. At this stage, the researcher give sheets containing basic questions to tenth grade students regarding the strategies and presentation of the material they needed, and interview were also conducted with teacher. This analysis stage aims to identify potential causes of gaps in the learning process (Hidayat and Nizar 2021).

Next is the design stage, at this stage the researcher begins to design the ELT material. In designing learning, it is focused on three activities, namely the selection of materials according to student needs and competency demands, learning strategies applied based on PjBL and the forms and methods of assessment and evaluation used.

Next is the development stage, at this stage the researcher has focused on developing the content of the material, the results of interviews conducted with students are applied in the design of the material with the theme "That's

a wonderful performance" by implementing the PjBL learning model. The Develop stage aims to produce and verify the validity of the selected learning resources (Hidayat and Nizar 2021).

Next is the implementation stage, in Ibrahim Maulana Syahid et al (2024) The results of the development are applied in learning to evaluate its influence on the quality of learning, including efficiency, attractiveness, and effectiveness. This application also aims to obtain input that can be used to improve the draft of the product that has been developed (MI Tegeh et al 2015) but the researcher did not carry out the implementation stage due to time constraints, cost constraints and the researcher provided an opportunity for further researchers to be used as research subjects.

The final stage is evaluation, in Ibrahim Maulana Syahid et al (2024) The purpose of this stage is to evaluate whether the learning media that has been developed has succeeded in meeting initial expectations.

CHAPTER III

RESEARCH METHODOLOGY

A. Research Types And Location

The research was conducted using a research and development method, resulting in the creation of a new module.

The research location is located at MA Ash-Shalihin class X Jl. Mustafa Dg. Bunga No.2, Paccinongang, Somba Opu District, Gowa Regency, South Sulawesi 90235, this madrasah is right next to the campus of the Makassar Parahikmah Institute, only a river separates this madrasah.

B. Research Approach

Research and development refer to a methodological approach aimed at producing new products. As explained by Borg and Gall, RnD is "a process used to develop and validate educational products." In line with this, development research focuses on designing and testing products intended for use in educational settings. Similarly, Asim describes development research in the learning context as a systematic process that seeks to create and validate instructional products for classroom application (Purnama 2013).

The term "research" originates from the prefix "re," meaning "again," and the word "search," meaning "to look for." Thus, research refers to the act of searching again or re-investigating, which is commonly referred to as research. Based on Webster's New International Dictionary, research is defined as a thorough and critical inquiry aimed at discovering facts and principles to establish new knowledge or understanding. According to Hilway

(1956) research is nothing more than a study method carried out by someone through careful and perfect investigation of the problem, while Whitney (1960) stated that in addition to obtaining the truth, the work of researchers or investigators must also be carried out seriously for a long time. Thus, research is a method to find the truth so that research is also a method of critical thinking (Anshori and Siwati 2009).

According to Sugiyono, research and development is a method aimed at generating specific products and evaluating their effectiveness. Similarly, Sukmadinata emphasized that research and development involves a systematic process or series of steps intended to create new products or enhance existing ones, with outcomes that are accountable and verifiable (M. Askari Zakariah, Vivi Afriani 2020).

Research and Development refers to a series of systematic procedures aimed at creating a new product or enhancing an existing one in a way that ensures its validity and accountability (Sukmadinata, 2011). According to Haryati (2013), RnD is a research approach designed to generate a specific product and evaluate its effectiveness. Essentially, the RnD method focuses on producing innovative outcomes either by designing new educational products or refining existing ones to make them more engaging and better aligned with the instructional goals of a particular subject matter (Muqdamien, Juhri, and Raraswaty 2021).

C. Research and Development Design

ADDIE model is a development model used to design teaching module design, this model will help researchers to create efficient and effective teaching modules. ADDIE model is one of the most commonly used development models, ADDIE itself is an acronym for analyze, design, develop, implement and evaluate.

The beginning of the ADDIE model was taken from the concept of the learning design model and theory used for the US Army in the 1950s. In the mid-1980s, education practitioners made adjustments so that this model could be applied in the world of education and become more practical and dynamic so that the ADDIE model was applied in the world of education.

The ADDIE model is a systematic learning design model. In (Fayrus and Slamet 2022) Rimiszowski (1996) indicates that at the stage of designing and developing learning materials, the procedural nature of the systems approach referred to as systematics has been widely implemented in various methodologies used to create texts, audiovisual content, and computer-based instructional materials.

In Hidayat and Nizar (2021) stated that the philosophy of education in the application of ADDIE makes students the center of learning, innovative, authentic and inspiring for students. The ADDIE model functions as a systematic framework that guides instructional development in diverse and complex contexts, resulting in effective educational products and learning resources (Branch, 2009).

D. Data Sources

The data sources in this study were obtained through several respondents related to this development research, the following are the data sources used in this study.

1. Book

The researcher developed a teaching module using the English book for Grade X as reference material. The project-based learning model was used as the basis for developing this module.

2. Students

Students acted as the main subject before the development of the learning module. They were asked to provide information related to the material needs they wanted by filling out the instrument sheet that was given. Their involvement helped ensure that the learning module was designed to meet their learning material needs.

3. Teacher

The teacher acted as a validator who assessed the effectiveness of the PjBL-based learning module that was developed by the researcher. The teacher who assessed the teaching module was an English teacher for class X at MA Ash Shalihin, and there was only one teacher because only one English teacher taught at the school. The teacher provided suggestions and input on the learning module being developed.

4. Expert Validators

Expert validators played a role in assessing and evaluating the results of the development of PjBL-based teaching modules. The validators provided an assessment of the teaching module along with the contents of the material that had been developed. The aspects assessed were content feasibility, design feasibility, and language feasibility. They also gave additional suggestions as needed, regarding whether the product was appropriate according to student needs and suitable for use by class X students of MA Ash Shalihin.

E. Data Collection Procedure

This study uses the ADDIE model in the learning module development procedure, with the following stages.

1. Analysis

The analysis stage is the most important and main stage in this process. Before designing the contents of the teaching module, of course, the analysis stage must be carried out first, at this stage, the researcher gives sheets containing basic questions to tenth grade students regarding the strategies and presentation of the material they needed, and interview were also conducted with teacher.

2. Design

The design stage is the second stage after conducting analysis, at this stage the researcher begins to design how the material is arranged using project based learning based on questionnaire result of students need and

interview teacher. At this stage, the researcher created and considered many aspects before including them in the teaching module.

3. Development

The advanced stage of the two previous stages, namely analysis and design, in this development stage the researcher begins to develop the results of the design of the material content and includes quality examples.

4. Implementation

This stage is a continuation of the develop stage, changing the plan into an action. At this stage, several steps are taken to develop a teaching module based on Project Based Learning, namely: Compiling a design of a teaching module based on the Project Based Learning model. Validating the design to media experts using a questionnaire. Revising the design of a teaching module based on the Project Based Learning model based on suggestions and input from media experts. Printing the revised Project Based Learning module. However, due to time and budget constraints, the researcher skipped this stage and proceeded directly to the evaluation by experts.

5. Evaluation

The final stage of the ADDIE model is evaluation, the results of the products to be developed are given to teachers and expert validators for validation. At this stage, the assessment team evaluated the results of the implementation of the teaching module that had been developed. The assessor evaluated the extent to which the learning objectives were achieved through the results of the module development. The project-based learning teaching

module was ready to be tested by the teacher on class X MA Ash Shalihin students, which aimed to measure the effectiveness of the module in improving the quality of learning and the extent of the impact caused by the use of this teaching module. From the results of the product assessment, the researchers obtained data on the evaluation results of the module that had been developed.

F. Research Instrument

There are several instruments used in this research, namely questionnaires, interviews, and validation checklists.

1. Questionnaire

A questionnaire is a method of gathering data by distributing a series of written questions or statements to respondents for them to answer, as explained by Sugiyono (2017:142). The questionnaire was one of the instruments used in this study in the form of questions that were given to respondents, namely class X MA Ash Shalihin students, to obtain information about what was needed in learning.

2. Interview

Sugiyono (2016:194) in Accounting (2022) Interviews serve as a data collection method when researchers aim to conduct preliminary investigations to identify issues requiring further study or to gain a deeper understanding from respondents. According to Nazir (1999), an interview is defined as a method of obtaining information for research purposes through a face-to-face question-and-answer interaction between the interviewer and the

respondent, guided by a structured interview protocol (Hardani, S.Pd. et al., 2020). Therefore, an interview can be considered a technique for gathering data by posing verbal questions directly to respondents. In this research, the interviewees consist of English teachers of Grade X at MA Ash Shalihin, focusing on the alignment between learning objectives and learning outcomes, as well as the suitability of teaching materials used during the learning process.

3. Validation Checklist

According to Bandalos 2018, validation checklist is a tool used by validators to assess products produced or developed by researchers. In this study, the validators who will use this validation checklist are a teacher from MA Ash Shalihin and two English lecturers from UIN Alauddin Makassar to provide a value for the feasibility of the teaching module to be developed. There were two things that the validator did during the evaluation phase to check the validity of this research.

a. Blueprint Design

The design blueprint was reviewed by the validator to ensure its suitability with the developed learning module. The assessment covered various aspects, such as material content, learning objectives, indicators, skills, activities, and evaluation

b. Textbook Feasibility Assessment

The developed learning modules were assessed by validators based on several criteria, including content feasibility, design feasibility,

and language feasibility, and they provided suggestions and recommendations for improving the module.

G. Data Processing and Analysis Techniques

The data in this study comes from interviews which are qualitative data, while the questionnaire and validation checklist are quantitative data. The following are the techniques used by researchers to analyze the data:

1. Qualitative

According to Mathew B. Miles, a developmental psychologist, and Michael Huberman, an education expert from the University of Geneva, Switzerland, qualitative data typically appears in the form of words rather than numerical values (Miles & Huberman, 1992). In this study, qualitative data obtained through interviews is utilized to examine the alignment between learning objectives and outcomes, as well as to assess the appropriateness of the instructional materials used. Miles and Huberman (1994) highlight that qualitative data analysis involves three key components: data condensation, data display, and the process of drawing and verifying conclusions.

a. Data Condensation

Data condensation is the process of simplifying, focusing and organizing information that has been collected from several aspects such as interviews, documents, notes and other sources. From the results of the simplification, clear data is collected so that it can be used to draw and strengthen conclusions. At this stage, researchers get significant

differences so that researchers can categorize the data findings from the results of the needs analysis and interviews.

b. Data Display

Data display was the collected data that was analyzed after going through a process of reduction and drawing conclusions, in order to focus more on the outline of the data that supported this research. For example, data came from interviews with English teachers who responded to the development of PjBL based learning modules.

c. Verification and Conclusion

Conclusion means it has been verified, verification is the process of viewing data through arguments, reviewing data. In this case discussing data findings supported by ideas from other relevant, original and high-value sources.

2. Quantitative

Quantitative data analysis is an activity after data from all respondents and other data sources have been collected (Sugiono 2018). Quantitative data analysis techniques use statistics. Quantitative data analysis is used to analyze the questionnaire and validation checklist. Questionnaire is quantitative data to analyze students' needs in learning English, by providing several questions. While the validation checklist is used to assess the design of the teaching module to be designed which will be given to validators.

a. Data Validation

The validity conducted in this study is the content validity given to the validators. Content validity shows that the instrument is prepared in accordance with the desired curriculum, material, and learning objectives (Cohen et al 2007). The question items in the instrument can be used to measure the expected knowledge. The content validity indicators that are weighed are: 1) the suitability of the indicator with the question items, 2) the suitability of the question items with the aspects studied, 3) the clarity of the language or images in the questions, 4) the suitability of the question items for the sample, and 5) the suitability of the material or concept being tested (Novikasari 2017).

The validity examination of the research results to be developed will be tested by three validators who are competent in the field of English, namely one English teacher from the place where the research was conducted and two lecturers from the English language education department.

$$Validity = \frac{\text{Guined Score}}{\text{Maximum Score}} \times 100\%$$

Table 3.1 Criteria for validity (Purwanto, 2009)

No.	Criteria of validity	Descriptive rating
1	Not valid	1.00-1.50
2	Less valid	1.51-2.50
3	Enough valid	2.51-3.50
4	Valid	3.51-4.50
5	Very valid	4.51-5.50

CHAPTER IV

RESEARCH AND DISCUSSION

The final results of the study are presented systematically and theoretically using data that has been collected after going through several stages. The resulting data is used significantly in the process of developing learning modules by implementing the PjBL model into the learning process. The data presented has gone through several stages based on the ADDIE approach. However, the implementation stage was not carried out by the researcher due to time and cost constraints. The study involves presenting the results of the analysis by describing the results of the needs analysis into the design of the learning module, developing the learning module based on the previous design, and finally the evaluation carried out by experts on the design results that have been developed.

A. The Result Of The Analysis Phase

1. The Result Content Materials Based on The Document

This study uses a textbook entitled "English" for grade ten using Curriculum 13, this book comes from the Ministry of Education and Culture of the Republic of Indonesia. This book contains fifteen chapters of material, but the teacher only teaches twelve chapters, namely six chapters in semester I and six chapters in semester II while the researcher focuses on analyzing semester I with the theme of the chapter "That's A Wonderful Performance" which discusses interpersonal texts, this book is the main source of data in the development research that has been carried out.

2. The Result of Need Analysis Based on Students' Questionnaire

The questionnaire distributed to students was divided into three groups to be achieved, namely systematic presentation, systematic lesson content, and systematic lesson. The results of the student needs analysis are summarized in the following table to find out more about the results of the questionnaire used in this study.

a. Organization of Material

The presentation systematics contains the framework used in designing the module, in the sense that the initial design of the presentation of the material is adjusted to the desires and needs of the students in order to help convey the contents of the material effectively, creatively, and efficiently so that it can arouse students' interest and motivation to learn.

Table 4.1 Result of the Organization Material

The Organization Material		
No.	Questions	Answers
1.	Choose a maximum of 3 learning formations that you like the most and that suit you.	<ul style="list-style-type: none"> ○ Ice breaking = 54.5% ○ Warming up = 36.3% ○ Just pray = 0% ○ Motivational/inspirational stories = 36.3% ○ Small games = 45.4%
2.	What form of study material do you prefer?	<ul style="list-style-type: none"> ○ Text = 18.1% ○ Illustrated = 63.6% ○ Dialogue = 18.1% ○ Presentation = 0%
3.	Have you ever done a project in English learning before?	<ul style="list-style-type: none"> ○ Yes = 27.2% ○ No = 72.2%

4.	What kind of book design interests you most?	<ul style="list-style-type: none"> ○ Illustrated = 36.3% ○ Colored = 54.5% ○ Black and white = 9.0%
5.	What kind of design model are you interested in?	<ul style="list-style-type: none"> ○ Caricature = 0% ○ Cartoon = 72.7% ○ Real life image = 27.2%

The table above shows the results of student analysis of their interest in (Organization Material) as many as 53.4% want the learning process to begin with ice breaking activities, followed by warming up as many as 36.3%, and motivation/inspiration story as many as 36.3%, then all three will be carried out alternately at each meeting. While the most preferred form of learning material is illustrated as many as 63.6% choose it, then text and dialogue are both 18.1% who choose it while presentation is not in demand or 0%. Then students who have carried out learning that produces products are only 27.2% while those who carry out learning and do not produce products are 72.2%, this shows that these students have never produced products during the previous learning process. For book design, 54.5% choose colored ones, 36.3% choose illustrated ones and 9.05 choose black and white book designs. Furthermore, the most popular design models are cartoons at 72.7%, real life images at 27.2%, and caricatures at 0%.

b. Content of the Material

The systematics of learning refers to the core of the material presented, this includes how the material is arranged, structured and grouped according to the information of the targeted material, then presented so that it is effective, easy to understand and follow.

Table 4.2 Content of the Material

Content of the Material		
No.	Questions	Answers
1.	In what way do you prefer to study the Interpersonal Interaction Text material (That's A Wonderful Performance)?	<ul style="list-style-type: none"> ○ By accepting theory = 27.2% ○ By playing games = 27.2% ○ By watching learning videos = 45.4%
2.	If the material is Interpersonal Interaction Text (Chapter II "That's A Wonderful Performance"), how would you express it?	<ul style="list-style-type: none"> ○ Demonstrate in front of classmates alone = 18.1% ○ Demonstrate in pairs with friends = 72.7% ○ Form a small drama in group formation = 9.0% ○ Write it in the assignment book = 0%
3.	If the material states an expression, what kind of expression do you want to state?	<ul style="list-style-type: none"> ○ Home expressions = 18.1% ○ School expressions = 54.5% ○ Classroom expressions = 27.2% ○ All of the expressions mentioned above = 0%
4.	In making a conversation about Interpersonal Interaction Text (Chapter II That's A Wonderful Performance) what do you need?	<ul style="list-style-type: none"> ○ Written conversation examples in books = 54.4% ○ Conversation examples from teachers = 45.4% ○ Real/original images = 9.0% ○ Glossary = 0%

The table shows the results of the analysis of student needs to be achieved regarding (Content Materials), as many as 45.4% chose to receive the Interpersonal Text material "That's A Wonderful Performance" by watching learning videos, while those who chose to deliver the material by receiving theory and by playing games together were 27.2%. In expressing the Interpersonal Interaction material by

acting out in pairs with friends was chosen by 72.7%, acting out in front of classmates by 18.1%, a small drama in group formation 9.0%, and writing it in an assignment book 0%. In expressing expressions about "That's A Wonderful Performance" expression in the school environment 54.5%, expressions in the classroom 27.2%, expressions at home 18.1% and all expressions that have been mentioned 0%. The form of examples of expressions expected by students regarding interpersonal interaction texts, namely examples of written conversations in books were chosen by 54.4%, examples of conversations from teachers 45%, examples using real original images 9.0%, while the glossary was 0%.

c. Learning Sistematic

Learning systematics refers to the framework in a learning process, this includes the learning model used to design to achieve effective learning goals.

Table 4.3 Learning Sistematic

Learning Sistematic		
No.	Questions	Answers
1.	What learning model do you prefer?	<ul style="list-style-type: none"> ○ Individual = 9.0% ○ Pair = 9.0% ○ Group project = 81.8%
2.	If you were assigned to work on a project in class, which would you choose?	<ul style="list-style-type: none"> ○ Individual project = 9.0% ○ Pair project = 18.1% ○ Group project = 72.7%
3.	If you were assigned to present related subject matter, which one would you choose?	<ul style="list-style-type: none"> ○ Individual presentation = 9.0% ○ Pair presentation = 9.0% ○ Group presentation = 81.8%

4.	Write down any difficulties that you sometimes encounter when learning the material on Interpersonal Interaction Text (Chapter II That's A Wonderful Performance).	Terlalu sulit, kurang vocabulary, tidak tau artinya, kurang mengerti, alhamdulillah tidak ada kesulitan, kebingungan dalam mempresentasikan, susah memahaminya, kata-katanya tidak dipahami, kesulitan menghafal dan sebutannya berbeda, tidak paham.
----	--	---

In the learning system, related to the framework of the project-based learning model. As many as 81.8% chose the group project learning model, 9.0% individually, and 9.0% in pairs. If given a project assignment, 72.7% chose a group project, 18.1% chose a pair project, and 9.0% chose an individual project. When assigned to present related material, 81.8% chose a group presentation, 9.0% a pair presentation, and 9.0% an individual presentation. Regarding the difficulties faced by students when studying the interpersonal text "That's A Wonderful Performance" they were not given a choice but were given the freedom to write down what was difficult for them.

Table 4.4 The Inventory Needs

No.	Inventory Needs
1.	Students prefer learning formations such as ice breaking, small games, warming up, and story inspiration rather than just praying and story inspiration.
2.	Students prefer the presentation of learning materials using images rather than text, dialogue or presentations.
3.	During their English studies in the tenth grade, students have never done projects in English lessons.
4.	When asked to work on project assignments in class, students prefer group projects rather than pairs or individuals.

5.	The type of modules that students really like are colored ones rather than illustrated and black and white ones.
6.	The most preferred design model is cartoons rather than caricatures or real life images.
7.	Students prefer to learn interpersonal text material by watching learning videos rather than by receiving lectures or playing games.
8.	Students prefer to express interpersonal text material by acting it out in pairs with friends rather than acting it out alone, acting it out through drama, or just writing it down in a book.
9.	Students prefer expressions that they want to express according to the material to be expressions in the school environment rather than just in the classroom and home environment.
10.	Students prefer examples of interpersonal interactions in the form of images compared to examples of conversations from teachers, real images.
11.	The learning model that students prefer most is group projects compared to pairs and individuals.
12.	When assigned to work on a project, students prefer to work in groups rather than in pairs or individually.
13.	In presenting group assignments, students prefer to present in groups rather than in pairs and individually.

The inventory data of needs is a summary of the results of the analysis of the needs of tenth grade students as a basis for continuing the design in designing learning modules. Based on these data, it shows that students are interested in interactive learning and involve many students through project work as a learning process.

3. The Currently Uses English Teaching Materials

The English teaching materials currently used are sourced from English teachers entitled "English for Class X" this book presents materials for tenth grade students. Especially on the theme of the chapter "That's A Wonderful Performance" which focuses on interpersonal interaction texts, namely how we give an expression of congratulations for the achievements that have been made by people around us and how to respond back to that person. Various exercises are included in the material, namely vocabulary, pronunciation, reading, writing, dialogue, speaking.



Figure 4.1 The Currently Used Book

As in the picture above, on the cover of the English language teaching material there is a visual image that does not reflect the meaning of the chapter

"Congratulating and Complementing other" and the visuals displayed are also less interesting and monotonous, while the learning objectives presented on the cover are basic competencies that do not include the use of the PjBL learning model.

WARMER

Describing and Guessing

Your teacher will tell you how to play this guessing game. You have to guess what words that your teacher has described.

For example:

'A person who serves passengers in a flight.' He/She is a 'flight attendant'.

After you know how to play the game, your teacher will ask you to make groups of three to play the game. The group who can guess more words will be the winner

VOCABULARY BUILDER

Write down the English words for the following Indonesian words. Compare your work to your classmate's.

sk _ _ _ (noun)	= tok	= bagus sekali
_ _ _ d e _ _ _ (adjective)		= hebat
_ _ r r _ _ _ (adjective)		= menginspirasi
_ _ _ i r _ _ (verb)		= bangga
_ _ u d _ _ _ (adjective)		= menerima
_ _ c e _ _ _ (verb)		= salun/doa
_ _ _ _ _ es (noun)		= penyembuh
_ _ _ _ _ n g (adjective)		= pikiran/angan/harapan
_ _ _ o u _ _ _ (noun)		= pucat
_ _ _ le (adjective)		= menghargai
_ _ _ r e _ _ _ _ (verb)		= merapikan
_ _ d y _ _ _ (verb)		= membuat empuk/lembut
_ _ _ f f _ _ _ (verb)		= menarik/merapikan
_ _ _ _ _ g h _ _ _ (verb)		= menyelesaikan
set _ _ _ (verb)		= hutang
de _ _ _ (noun)		

Bahasa Inggris 21

Figure 4.2 The Currently Used Book

The first discussion page above shows that there are no trigger questions that are usually used when starting a new material theme as applied in PjBL.

READING

Task 1:
Read text 1 carefully. Pay attention to the expressions used to congratulate people in this case. Alif. Pay attention also to the responses.

Text 1
After a long struggle and hard work, Alif is finally appointed as the director of a national company where he works. Many of his friends who work at the same company congratulate him.

Samuel : Alif, congratulations. You deserved it man.
Alif : Thank you very much. This is because you always help me.

Sinta : I am very happy for you, Alif. Now, that you are the director of the company, I believe the company will develop even faster.
Alif : (replies with a happy tone) Thank you. I cannot forget your collaboration with me, and I will still need your help.

Other friends shake his hands and congratulate him too.

Deni : That's wonderful Alif.
Alif : Oh, thanks.
Santi : Good for you. Good luck.
Alif : Thank you very much.
Bejo : Well done.
Alif : Thank you for saying so.
Ivan : That was great. You must be very proud of your achievement.
Alif : Thanks. I'm glad you think so. But I still have to learn a lot.

His staff also congratulate him.

Ery : Please accept my warmest congratulations sir.
Alif : It's very kind of you to say so. Thank you.

Hintari: I must congratulate you on your success.
Alif : Thank you very much for saying so.

They all celebrate Alif's success by having lunch together in a simple food stall next to their office. Every body is happy.

Task 2:
Answer the following questions:

1. Why do all of these people congratulate Alif?
2. What expressions do they use to congratulate Alif?
3. How does Alif respond to their congratulating expressions?
4. What is the social purpose of congratulating people?
5. When do we congratulate people?
6. What are the expressions commonly used to congratulate people?

Task 3:
Read the dialog silently. Pay attention to the responses used to congratulate people. Discuss the meaning with your classmate. After that read aloud the dialog in pairs. One of you become Cita, the other becomes Ditto. Then, discuss the answers to the questions.

Text 2
Cita has won the first winner of the story telling competition in her school. Her best friend congratulated her.

Ditto : Cita, congratulations for being the first winner of the school story telling competition! Excellent. You really did it well.
Cita : Thanks, Ditto.
Ditto : I heard that you will be the representative of our school in the story telling competition of our regency. Is it true?
Cita : Yes, you're right.
Ditto : I hope you will win as well in the next competition.
Cita : I hope so. But I'm nervous.
Ditto : Don't worry, you're a very good story teller. Good luck.
Cita : Thanks. I'll do my best. Wish me luck.

Answer the following questions:

1. What good news did Ditto hear?
2. What does Ditto say to Cita related to the news?
3. What do the expressions mean?
4. What is Ditto's purpose of saying that to Cita?
5. How does Cita respond to what Ditto says?
6. When do you think you will say 'congratulations' to other people?

Complete the following table with the expressions of congratulations and the responses you find in the preceding dialog. The first row is done for you.

Congratulating Expressions	Responses
Congratulations! You deserved it, man.	Thank you very much. Your support means a lot.

Bahasa Inggris 23

24 Kelas X SMA/MA/SMK/MAK

Bahasa Inggris 25

Figure 4.3 The Currently Used Book

On this page, students are asked to read the dialogue and then fill in the written questions and columns provided with sentences that are classified as congratulating and the responses given. The task given does not contain any products worked on by the students.




Figure 4.4 The Currently Used Book

The page above shows that the visual images used are not interesting, and the tasks given are not project-based.



Figure 4.5 The Currently Used Book

This page focuses on writing skills, some themes provide greetings in the form of cards but do not produce a product that reflects the project-based learning model.




Figure 4.6 The Currently Used Book

On this page, it covers speaking skills such as the use of complementing, students are faced with several situations to express and respond to complementing sentences, but in these activities there are no products that students can produce. This book also does not provide materials related to listening skills.

The exercises in this chapter focus on group and pair work to strengthen students' cooperation, responsibility, and brotherhood. There are also individual tasks by filling in the blank dialogue texts to increase students' understanding in mastering the material congratulating and complementing. Project-Based Learning (PjBL) is an instructional approach that has been shown to enhance a wide range of student abilities. Research indicates that PjBL can lead to improved academic performance, more advanced thinking skills, stronger critical thinking and problem-solving capabilities, increased creativity, and greater learner

autonomy. Furthermore, it helps students develop a broader understanding of situations, fosters deeper learning, encourages more positive feelings about schoolwork, promotes better peer relationships, allows for adaptable communication, and boosts motivation in learning (Azizah & Widjajanti, 2019; Manshur, 2020; Zubaidah et al., 2017).

Project-Based Learning aligns with the principles of student-centered learning (SCL), an approach universities are increasingly striving to implement. This model involves students working collaboratively to explore and solve intricate problems assigned to them (Linda et al., 2019; Prajanto, 2020).

Therefore, before carrying out development, an analysis must be carried out first so that the module developed is in accordance with the needs of tenth grade students.

B. The Result of the Syllabus

of the needs analysis, the next step is to design a syllabus. The syllabus is used as a guideline for implementing the PjBL-based learning process. When designing a syllabus, we need to consider several aspects, namely what is the main objective in the theme of the material, needs analysis, and input from experts. The syllabus is very important for teachers because it contains stages of learning as well as limitations in delivering material and clear time efficiency. The composition of this syllabus includes several important components, namely course content, basic competence, indicators, input, language focus and skills, learning activities, Pancasila student profile. (To find out more about the blueprint, see apenddix 4).

1. Course Content

The title of the material “That’s A Wonderful Performance” is taken from the English book for Grade X based on Curriculum 13. This book is used by teachers to be taught to grade X students. This title is an expression of praise (compliment) which is often used in the context of giving awards for an achievement. This sentence naturally contains elements of praise, and is relevant to the content of the material. Of course, after knowing the title of the material, students are able to imagine the context of the content of the material being discussed.

2. Basic Competence

Chapter “That’s A Wonderful Performance” is based on basic competencies 3.2 and 4.2 covering learning objectives which are also supporting factors for researchers in creating learning modules for grade X students. However, researchers do not change or change at all the contents of the basic competencies because they are the results that have been formulated by the government through the level of student knowledge nationally.

3. *Pancasila* Students Profile

In developing this research, the researcher applied the Merdeka curriculum in making modules and the profile of *Pancasila* students is the main characteristic in the Merdeka curriculum where the profile of *Pancasila* students The development of the *Pancasila* Student Profile considers two important aspects, namely Internal Factors, this includes a deep understanding of the identity, ideology, and noble ideals of the Indonesian

nation. These External Factors are related to the global situation and the challenges faced by Indonesia in the 21st century, especially the Industrial Revolution 4.0. In short, the *Pancasila* Student Profile aims to form individuals who are deeply rooted in the values of their nation while being ready to face the dynamics and demands of the modern era. There are six dimensions contained in the *Pancasila* student profile, namely Faith, Devotion to God Almighty, and Noble Character, Global Diversity, Mutual Cooperation, Self-sufficient, Critical Reasoning, Creative.

4. Indicator

The indicators in this study were developed based on basic competencies and considerations from the results of the needs analysis. In developing the indicators, the researcher considered the structure of the arrangement based on the classification results conducted by Benjamin S. Bloom (1956). In the world of education, learning objectives are classified based on Bloom's taxonomy, so taxonomy is made to classify learning objectives. However, the researcher applied the revised Bloom taxonomy in the cognitive domain which had previously been revised by Benjamin S. Bloom's student, Lorin Anderson Krathwol in (1994) sorting based on 6 categories in sequence in stages starting from simple behavior to complex behavior, the levels are Remembering, Understanding, Applying, Analyzing, Evaluating, Creating.

5. Input

This input contains important components that fill the module as a medium for introductory material to make it easier for students to understand

the meaning of the material related to congratulating and complementing. Some of the core components are Instructional objective, Topic congratulating and complimenting, Dialogue text, Video, Picture List of vocabulary Summary. The main purpose of this input is to provide an overview, introduce, and provide examples that are in accordance with the theme of the subject matter.

6. Language Focus and Skills

Language focus acts as the main guide in understanding and using language structures correctly so that the components in language focus are generally able to make students understand the structure of sentence formation, sounds, and meanings among those listed in the module, namely Vocabulary: words related to adjectives, Adjectives, Adverbs, Expressions phrases, Pronunciation. As for language skills, there are four interrelated skills in communicating both orally and in writing, including listening, speaking, reading and writing, all of these skills are contained in the module to provide students with a complete understanding of congratulating and complementing.

7. Learning activities

Learning activities in this case contain a series of learning processes that students go through based on the learning model applied in the developed module. PjBL is a model that is implemented in the module so that the entire series of learning processes are based on PjBL.

The series of activities are based on Nurhidayah categorizes the syntax of Project-Based Learning (PjBL) into several distinct phases, as outlined below.

Reflection Students are introduced to the learning context and encouraged to connect prior knowledge with new concepts to be explored. They are then presented with a relevant problem to investigate. Research Students gather pertinent information from various sources to address the given problem. Group discussions are facilitated to support collaborative understanding. Discovery Each group develops and plans an experimental procedure to explore the problem further. Application Students carry out the designed experiments and apply their plans in a practical context. Communication Groups present the outcomes of their investigations and collectively draw conclusions based on their findings.

C. The Result of Development Phase

1. Component of the Module

According to Gagne and Brings in Warsita (2003:266) Development is defined as a learning system designed to support the student learning process by providing a series of events that are prepared intensively to achieve learning objectives. Development is also a process that aims to design and validate educational products. In this case, development is not only about creating learning module products, but also about how each part of the learning system is integrated and supports the achievement of goals in a structured manner.

a. Cover

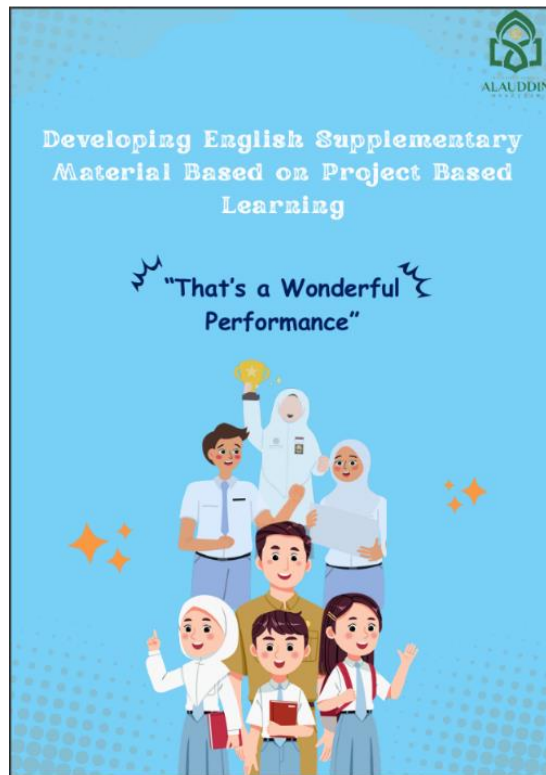


Figure 4.7 Cover Unit Page

The cover page of the module titled "Developing English Supplementary Material Based on Project-Based Learning" reflects the core concept of student centered learning. The subtitle, "That's a Wonderful Performance," highlights the of the module, which is on expressing compliments one of the key components in English functional expressions. Visually, the cover features a group of enthusiastic students engaging in collaborative and celebratory activities, including one holding a trophy, symbolizing achievement and recognition. This visual representation aligns with the principles of Project Based Learning (PjBL), which emphasizes active participation, teamwork, and real-world task engagement. The use of vibrant colors and dynamic

illustrations further reinforces the module's goal to foster motivation and engagement among learners. Additionally, the institutional logo of UIN Alauddin Makassar positioned at the top right corner signifies the academic origin and credibility of the material.

b. Page of Learning Objectives

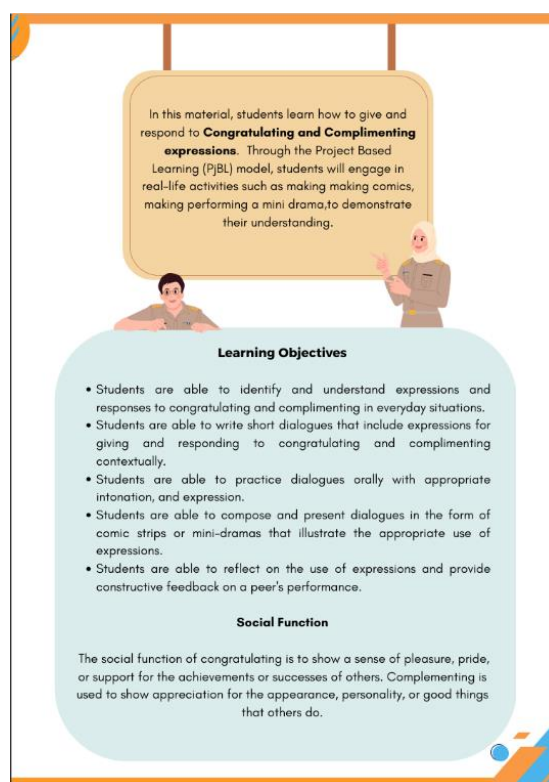


Figure 4.8 Learning Objectives

This page provides an overview of the learning content and objectives of the supplementary English language materials that have been developed. The main focus of this material is to teach students how to give and respond to expressions of congratulations and compliments in various real-life contexts. Using the Project Based Learning (PjBL) model, activities are designed to be practical and student-centered, involving projects such as creating comic

strips and staging mini-dramas to demonstrate students' understanding and application of the expressions they have learned. The learning objectives outlined in this section emphasize linguistic competence and communicative performance. The descriptions of the learning objectives are based on the taxonomic levels.

Furthermore, the social functions of these expressions are clearly explained. Congratulations serve as a way to express pride, pleasure, or support for someone's success or achievement. Meanwhile, compliments are used to express appreciation for someone's positive appearance, behavior, or actions. These explanations reinforce the pragmatic use of language in real-world communication.

c. Page of Reflection and Research

Reflection

Students are guided to understand the context of the material and relate previous knowledge to new knowledge.

- Watch the video.
- "Identify the congratulatory expressions presented in the video"
- "what situation or context prompted someone in the video to give congratulations"
- "What response or response was given by the recipient of the congratulations in the video"
- The teacher then introduces the importance of congratulating in a social context.
- The teacher provides a simple example situation: "Your friend just won a provincial debate competition. What would you say to them?".
- "So, in the next activity, we will create a congratulatory expression in the form of a project".

Research

Students gather relevant information to understand and construct expressions of congratulation.

Students identify and analyze compliment and response patterns in the dialog, as well as examine the congratulating and response.

A: Happy birthday, Dina!
 B: Aww, thank you! I can't believe you remembered!
 A: Of course I did! I hope you're having the best day ever.
 B: You're seriously the sweetest. We have to celebrate later!

Figure 4.9 Reflection and Research

This page illustrates the implementation of the first two stages in the Project-Based Learning (PjBL) syntax, namely Reflection and Research, as applied in the development of English supplementary materials focused on congratulating and complimenting expressions.

In the Reflection stage, students are guided to connect their prior knowledge with new content. The learning process begins with watching a video containing real-life conversational contexts. Students are asked to identify congratulatory expressions, analyze the situations that prompted the expressions, and examine the responses given. This activity is designed to help students understand the social function and relevance of congratulating others. The teacher also provides a contextual example such as congratulating a friend for winning a debate competition to reinforce understanding. The session concludes with an introduction to the upcoming project, which involves creating a congratulatory expression.

The second stage, Research emphasizes student inquiry and exploration. Students are tasked with identifying and analyzing the structure and pattern of compliments and responses found in dialogues. A sample dialogue is provided as a model, where learners examine both the congratulatory expressions and the appropriate responses used in informal interactions. This encourages students to reflect on natural language use and prepares them for the subsequent stages of dialogue composition and performance.

d. Page of Research



The page is titled "Page of Research" and features five distinct dialogues, each accompanied by a colorful illustration. The dialogues are as follows:

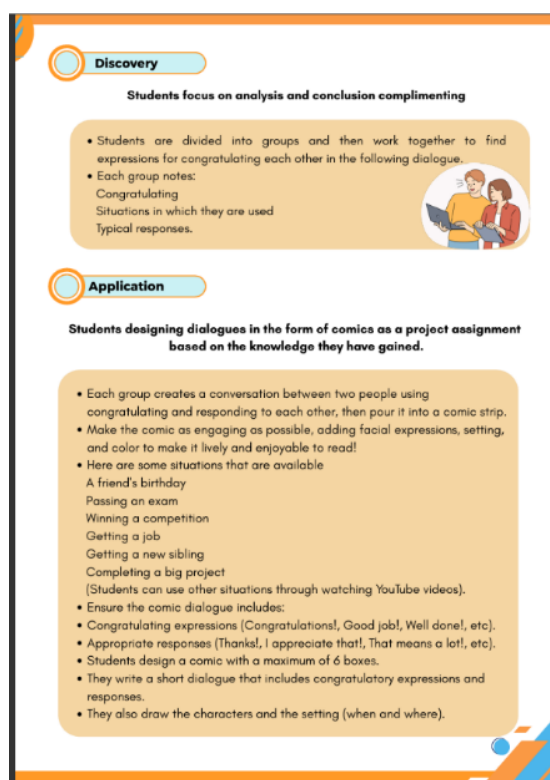
- Dialogue 1:** Illustration shows three people at a podium. A: Hey Wawan! You absolutely crushed it at the debate competition! W: Thanks! I was super nervous, but it ended up going really well. A: No, seriously fantastic! You sounded so confident up there. W: That really means a lot. Thanks for having my back!
- Dialogue 2:** Illustration shows a woman holding a baby. A: Hey, I saw your post a baby, Props to You! B: Thanks so much! We're over the moon...and honestly, a bit sleep deprived. A: She's absolutely adorable. You guys are gonna be amazing parents. B: Aw, that really means a lot thank you.
- Dialogue 3:** Illustration shows a boy painting a flower still life on an easel. A: Whoa, is that your painting on the wall? C: Yeah, it is! It actually got picked for the school art show. A: No way, hats off! It looks incredible. C: I appreciate it! Honestly, I didn't think it would get chosen.
- Dialogue 4:** Illustration shows a man in a graduation cap and gown. A: Hey, Yes! I just heard you graduated with honors that's amazing!, nice going! Y: That's so kind of you! Yeah, I finally made it. A: Congratulations! All your hard work really paid off. Y: I really appreciate that. It was a challenge, but totally worth it.
- Dialogue 5:** Illustration shows a group of people in professional attire. A: Hey, Wand! I just heard you landed the job at that tech company! W: Yeah, I got the offer yesterday! A: You did it! Kudos!, I had a feeling you'd get it. W: Thanks! I'm really excited to start this new chapter.

Figure 4.10 Research

The image represents the Research stage in the Project Based Learning (PjBL) model, where students observe and analyze examples of dialogues containing expressions of "congratulating" and their responses. In this stage, students are not only reading but also identifying various forms of congratulatory expressions and the contexts in which they are used. The sample dialogues cover a variety of everyday situations, such as winning a debate competition, celebrating the birth of a baby, having artwork displayed in an exhibition, graduating with honors, and getting a new job. Through this activity, students can understand the different ways congratulatory expressions are used in interpersonal communication and how to adjust them

based on specific social contexts, whether formal or informal. The Research stage aims to broaden students' understanding of using English in real-life situations, enabling them to design context-based dialogues or projects that are more authentic and communicative.

e. Page of Discovery and Application



Discovery

Students focus on analysis and conclusion complementing

- Students are divided into groups and then work together to find expressions for congratulating each other in the following dialogue.
- Each group notes:
 - Congratulating
 - Situations in which they are used
 - Typical responses.

Application

Students designing dialogues in the form of comics as a project assignment based on the knowledge they have gained.

- Each group creates a conversation between two people using congratulating and responding to each other, then pour it into a comic strip.
- Make the comic as engaging as possible, adding facial expressions, setting, and color to make it lively and enjoyable to read!
- Here are some situations that are available
 - A friend's birthday
 - Passing an exam
 - Winning a competition
 - Getting a job
 - Getting a new sibling
 - Completing a big project
 (Students can use other situations through watching YouTube videos).
- Ensure the comic dialogue includes:
 - Congratulating expressions (Congratulations!, Good job!, Well done!, etc).
 - Appropriate responses (Thanks!, I appreciate that!, That means a lot!, etc).
- Students design a comic with a maximum of 6 boxes.
- They write a short dialogue that includes congratulatory expressions and responses.
- They also draw the characters and the setting (when and where).

Figure 4.11 Discovery and Application

This page illustrates two essential stages in the Project Based Learning (PjBL) syntax, namely Discovery and Application. In the Discovery stage, students are divided into small groups and work collaboratively to identify various congratulating expressions by analyzing dialogues. They take notes on the expressions used, the situations or contexts in which they appear, and the typical responses. The goal of this stage is for students to be able to draw

conclusions about language patterns used to express congratulations appropriately in different social situations.

Next, in the Application stage, students apply their findings by designing a comic-based project. In groups, they create a conversation between two people exchanging congratulations and responses, then present it in a comic strip consisting of a maximum of six panels. This project encourages students' creativity by allowing them to illustrate facial expressions, settings, and colors to make the story more vivid and engaging. Some situations that can be used in the comic include a friend's birthday, passing an exam, winning a competition, getting a job, having a new sibling, and completing a big project. In the comic, students are expected to include expressions like Congratulations!, Good job!, and responses such as Thanks!, That means a lot!, as well as clearly illustrating the characters and the setting. This stage aims to develop students' communicative skills in a contextual and creative manner based on the knowledge they have previously acquired.

f. Page of Communication

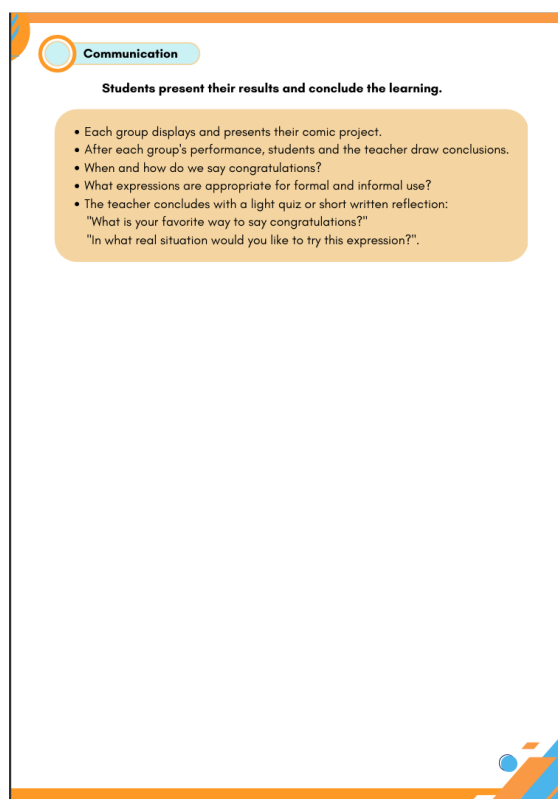


Figure 4.12 Communication

This page illustrates the Communication stage in the Project-Based Learning (PjBL) model, where students present the results of their projects and reflect on their learning. In this stage, each group displays and presents the comic they created, which includes dialogues containing congratulatory expressions and appropriate responses. After each presentation, both the students and the teacher work together to draw conclusions. They discuss when and how to use expressions of congratulations, and which expressions are suitable for formal or informal situations.

To close the activity, the teacher may conduct a brief quiz or ask students to write short reflections. These reflections may include questions such as,

“What is your favorite way to say congratulations?” and “In what real situation would you like to try this expression?”. This stage helps reinforce the students’ understanding and ensures they are able to apply the expressions meaningfully in real life contexts.

The design of this module was developed using the Project-Based Learning PjBL model, which assigns students real world tasks aimed at enhancing their speaking skills within a social context, in accordance with the thematic material “Congratulating and Complimenting.” The visual layout of the module is engaging and colorful, designed to attract students’ interest, and it also includes QR codes that link to instructional videos. The module features various activities that guide students to complete project-based tasks in pairs and groups. A project is a complex task rooted in a challenging question or problem. It engages students in designing, problem-solving, decision-making, or investigative activities. Moreover, projects offer students the opportunity to work relatively independently over an extended period of time, culminating in a realistic product or presentation (John W. Thomas 2000).

2. Module Before and After Revision

This revision was carried out after the validators reviewed the results of the learning module development and provided several suggestions. The following is the explanation:

Table 4.5 Validators' Suggestions on the Developed Learning Module

No.	Validator	Suggestions
1.	Validator 1	<ul style="list-style-type: none"> • Align the existing levels of basic competence and indicators according to bloom's taxonomy. • In learning activities, you should adjust the steps in PjBL. • Attract the social function, text structure on your module. • Align the font and size. If there are a lot of explanations in the module, look for a font that is good and not monotonous so it can be more eyecatching.
2.	Validator 2	<ul style="list-style-type: none"> • Align the font and size. If there are a lot of explanations in the module, look for a font that is good and not monotonous so it can be more eyecatching <p>A rating scale is also required.</p>
3.	Validator 3	-


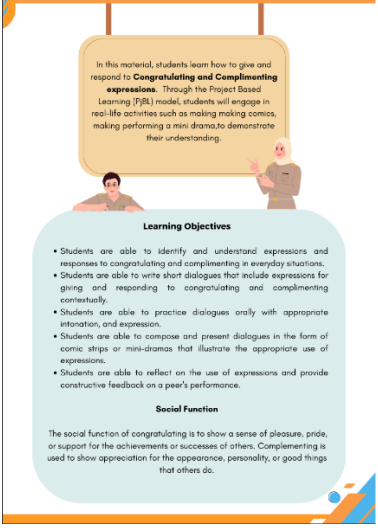
Here is the revised version based on the feedback provided by the validators.

Table 4.13 Learning Module Before and After Revision

Before	After
	

Before the revision, the researcher only included a single image on the cover, which did not adequately illustrate the relevant theme. Based on feedback from the validator, the researcher added several images that aligned with the subject matter and made slight adjustments to the color scheme of the cover page.

Initially, the term “Chapter” was used on the cover page, but after further consideration, this term was removed and replaced with “Developing English Supplementary Material Based on Project Based Learning”.

Before	After
 <p>In this chapter, students learn how to give and respond to congratulatory and complementing expressions.</p> <p>Through the Project Based Learning (PjBl) model, students will engage in real-life activities such as making scrapbook, performing a mini drama, making greeting cards to demonstrate their understanding.</p> <p>Basic Competence</p> <p>3.2 Applying social functions, text structures, and linguistic elements of oral and written interpersonal interaction texts involves the act of giving extended congratulations and praise, as well as responding to them, according to the context of their use.</p> <p>4.2 Composing simple oral and written interpersonal interaction texts that involve the act of giving extended congratulations and praise, and responding to them by paying attention to social functions, text structures, and linguistic elements that are correct and appropriate to the context.</p> <p>Learning Objectives</p> <ul style="list-style-type: none"> Identifying social functions, text structures, and linguistic elements of oral and written interpersonal interaction texts involving extended greetings and compliments, correctly according to the context of their use with PjBl as the learning model. Discovering the differences between extended greetings and compliments based on their structure and social context in various text examples, accurately and logically. Applying greetings and compliments in oral and written forms, by paying attention to politeness and the context of use. Composing simple interpersonal interaction texts in oral and written forms containing extended greetings and compliments, with a coherent structure, appropriate language, and according to their social function. 	 <p>In this material, students learn how to give and respond to Congratulating and Complementing expressions. Through the Project Based Learning (PjBl) model, students will engage in real-life activities such as making making comics, making performing a mini drama to demonstrate their understanding.</p> <p>Learning Objectives</p> <ul style="list-style-type: none"> Students are able to identify and understand expressions and responses to congratulating and complementing in everyday situations. Students are able to write short dialogues that include expressions for giving and responding to congratulating and complementing contextually. Students are able to practice dialogues orally with appropriate intonation, and expression. Students are able to compose and present dialogues in the form of comic strips or mini-dramas that illustrate the appropriate use of expressions. Students are able to reflect on the use of expressions and provide constructive feedback on a peer's performance. <p>Social Function</p> <p>The social function of congratulating is to show a sense of pleasure, pride, or support for the achievements or successes of others. Complementing is used to show appreciation for the appearance, personality, or good things that others do.</p>

Before the revision, the researcher only included the learning objectives section, in which the content actually described basic competencies rather than clear and measurable learning objectives. However, after the revision, the validator suggested including the basic competencies explicitly and formulating the learning objectives based on those competencies. Furthermore, the sequence of the learning objectives should follow the structure and levels of Bloom's Taxonomy.

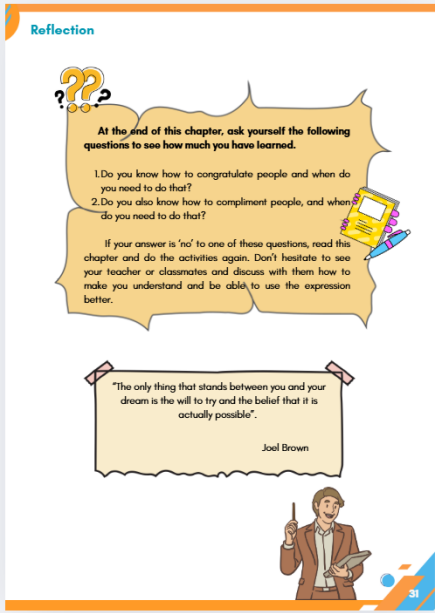
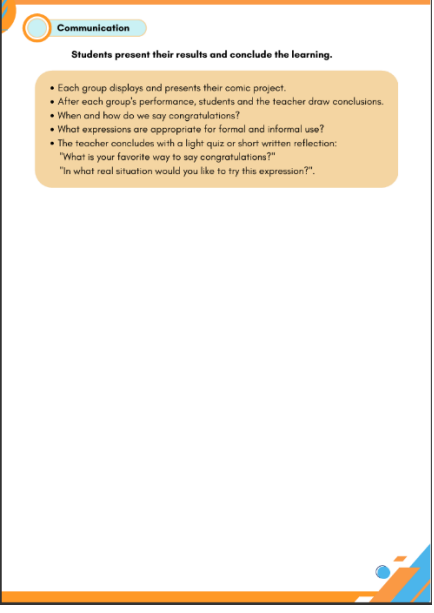
After further consideration, the references to the learning objectives were updated. Then, the basic competencies were replaced with learning objectives, while the learning objectives were replaced with social functions.

Before	After
<div data-bbox="375 383 785 954"> <p>Warmer</p> <p>Try to guess...two truths and one lie</p> <p>Each person takes turns stating three statements about themselves. Two of them must be true, and one must be a lie. Then the participants guess which statement is the lie.</p> <p>Starting with Driving question, the teacher gives a stimulate question</p> <p>Language Feature</p> <p>The social function of congratulating is to show a sense of pleasure, pride, or support for the achievements or successes of others. Complementing is used to show appreciation for the appearance, personality, or good things that others do.</p> <p>Adjective : to describe appearance Used to give a compliment on a performance. Example: <ul style="list-style-type: none"> • Amazing • Wonderful • Emotional • Powerful • Entertaining • Inspiring • Unique • Flawless • Passionate • Unforgettable Example of sentences: <ul style="list-style-type: none"> • It was an amazing performance! • Her voice is so powerful and emotional! <p>Adverb : to strengthen the compliment Usually used to emphasize adjectives or verbs. Example: <ul style="list-style-type: none"> • Really • Absolutely • Incredibly </p> </p></div>	<div data-bbox="900 383 1318 954"> <p>Reflection</p> <p>Students are guided to understand the context of the material and relate previous knowledge to new knowledge.</p> <p>Watch the video.</p> <p>"Identify the congratulatory expressions presented in the video"</p> <p>"what situation or context prompted someone in the video to give congratulations"</p> <p>"What response or response was given by the recipient of the congratulations in the video"</p> <p>The teacher then introduces the importance of congratulating in a social context.</p> <p>The teacher provides a simple example situation: "Your friend just won a provincial debate competition. What would you say to them?"</p> <p>"So, in the next activity, we will create a congratulatory expression in the form of a project".</p> <p>Research</p> <p>Students gather relevant information to understand and construct expressions of congratulation.</p> <p>Students identify and analyze compliment and response patterns in the dialog, as well as examine the congratulating and response.</p> <p>A: Happy birthday, Dina! B: Aww, thank you! I can't believe you remembered! A: Of course I did! I hope you're having the best day ever. B: You're seriously the sweetest! We have to celebrate later!</p> </div>

Previously, the researcher had not included the components of Project-Based Learning (PjBL) in the developed learning module. There was no clear syntax for the project-based learning (PjBL) model. Furthermore, a warmer section was added, which is not actually included in the main steps of PjBL.

Before	After
<p>Rudi : Look. What a nice new hair style! Where did you have a haircut? I like it a lot.</p> <p>Ben : _____ think so. My brother did it. I can ask him to do yours if you want to.</p> <p>Rudi : Yes, please. Look! Andi is coming.</p> <p>Ben : Hi Andi, I heard you won the Speech Contest last month. Congratulations!</p> <p>Rudi : Fantastic! It's a great job, bro!</p> <p>Ben : Oh, thanks. It's _____ actually.</p> <p>Please note that at the end of the word 'congratulation' there must be an 's' attached to it. So, never say 'congratulation' without an 's'. You must say, "Congratulations."</p> <p>Reading</p> <p>Let's play rock, paper, and scissors.</p> <p>Preparation</p> <p>1. Students are divided into pairs.</p> <p>2. Each pair will use the same list of situations.</p> <p>Steps</p> <p>1. Each pair starts by playing one game of scissors, rock, paper.</p> <p>2. The winner of the game of scissors, rock, paper chooses one situation from the list below for himself.</p> <p>3. The winner announces the situation to his partner in a simple sentence.</p> <p>Example (if the winner chooses Situation 5): "I just bought a new bag."</p>	<p>Discovery</p> <p>Students focus on analysis and conclusion complimenting</p> <ul style="list-style-type: none"> Students are divided into groups and then work together to find expressions for congratulating each other in the following dialogue. Each group notes: <ul style="list-style-type: none"> Congratulating Situations in which they are used Typical responses. <p>Application</p> <p>Students designing dialogues in the form of comics as a project assignment based on the knowledge they have gained.</p> <ul style="list-style-type: none"> Each group creates a conversation between two people using congratulating and responding to each other, then pour it into a comic strip. Make the comic as engaging as possible, adding facial expressions, setting, and color to make it lively and enjoyable to read! Here are some situations that are available <ul style="list-style-type: none"> A friend's birthday Passing an exam Winning a competition Getting a job Getting a new sibling Completing a big project (Students can use other situations through watching YouTube videos). Ensure the comic dialogue includes: <ul style="list-style-type: none"> Congratulating expressions (Congratulations!, Good job!, Well done!, etc). Appropriate responses (Thanks!, I appreciate that!, That means a lot!, etc). Students design a comic with a maximum of 6 boxes. They write a short dialogue that includes congratulatory expressions and responses. They also draw the characters and the setting (when and where).

On this page, prior to revision, the reading project task designed for students did not yet reflect the characteristics of a true project-based assignment; rather, it resembled a regular task that lacked emphasis on collaborative, creative, and applicable aspects. After the validation process, the validator provided feedback suggesting that the task be revised to better represent the nature of a project. Then the reading sub theme section was removed and the focus was on implementing the Project-Based Learning stages which include reading skills.

Before	After
 <p>Reflection</p> <p>At the end of this chapter, ask yourself the following questions to see how much you have learned.</p> <ol style="list-style-type: none"> 1. Do you know how to congratulate people and when do you need to do that? 2. Do you also know how to compliment people, and when do you need to do that? <p>If your answer is 'no' to one of these questions, read this chapter and do the activities again. Don't hesitate to see your teacher or classmates and discuss with them how to make you understand and be able to use the expression better.</p> <p>"The only thing that stands between you and your dream is the will to try and the belief that it is actually possible".</p> <p>Joel Brown</p>	 <p>Communication</p> <p>Students present their results and conclude the learning.</p> <ul style="list-style-type: none"> • Each group displays and presents their comic project. • After each group's performance, students and the teacher draw conclusions. • When and how do we say congratulations? • What expressions are appropriate for formal and informal use? • The teacher concludes with a light quiz or short written reflection: "What is your favorite way to say congratulations?" "In what real situation would you like to try this expression?"

After considering that the Reflection section's subtitle and its contents heavily referenced older textbooks, raising concerns about the potential for plagiarism, the subtitle was changed to Communication. Furthermore, the content was updated to better reflect the stages in Project-Based Learning (PjBL) syntax.

D. The Results of Validation

After the development of the learning media and its assessment rubric is completed, the next step is to identify appropriate media experts who are willing to evaluate the quality of the learning media. The number of experts involved in this process generally ranges from 2 to 10 individuals. (Husein 2020). In this study, three validators were selected to assess the results of the design development, consisting of two lecturers from the English Education

Department and one teacher from the school where the research was conducted.

1. The Result of the Blue Print Validation

The table below contains the validation values given by the validator based on the blueprint that has been created, which contains six main components, namely cause content, learning objectives, indicators, skills, activities and evaluations, all of which are assessed based on the suitability between the content and its components. There are 5 levels of assessment starting from number 1 (very poor) meaning that the quality or suitability is very poor, even does not meet the criteria at all, there are many significant errors or deficiencies and is not suitable for use. Number 2 (poor) means that the quality or suitability is low, only a few aspects meet the criteria, there are still many deficiencies that need to be significantly improved. Number 3 (average) means that the quality or suitability is sufficient, meets several criteria, but there are still several things that need to be improved. Suitable for use and needs to be revised. Number 4 (good) means that the quality or suitability is good and almost all criteria are met well, there are only minor deficiencies. While number 5 (excellent) means that the quality or suitability is very good, all criteria have been met, there are no or very few deficiencies and it is very suitable for.

Then the average score is obtained from the accumulation of the total number of values given by the validator. The validity criteria also have 5

criteria, namely not valid 1.00-1.50, less valid 1.51-2.50, enough valid 2.51-3.50, valid 3.51-4.50, very valid 4.51-5.50 (Purwanto, 2009).

Table 4.6 Validation Result of Syllabus

No.	Statement	Score from validator			Mean Score	Result
		1	2	3		
1	Course Content					
	The blueprint is in accordance with the syllabus of MA ash Shalihin.	4	3	5	4.00	Valid
	The content of the material learning modul is in accordance with the tenth-grade students of MA Ash Shalihin.	4	4	5	4.33	Valid
2	Learning Objectives					
	Learning objectives include integrated skills in English (reading, writing, speaking, and listening).	4	3	5	4.00	Valid
	The learning objectives are clearly stated.	4	4	5	4.33	Valid

3	Indicator					
	These indicators provide a learning experience for students to achieve learning objectives in English subjects.	4	4	4	4.00	Valid
	The indicators provide a learning experience for students to achieve learning objectives in english subjects	4	4	5	4.00	Valid
	The indicators are clearly stated	4	4	4	4.00	Valid
4	Skills					
	The syllabus supports actively developed English language skills.	4	3	5	4.00	Valid
5	Activity					
	The syllabus provides appropriate tasks for learners.	4	4	4	4.00	Valid

	Students are evaluated based on the learning objectives and indicators.	4	3	5	4.00	Valid
5	Evaluation					
	Teachers are evaluate based on learning objectives and indicators.	3	4	5	4.00	Valid
	Students achievement can be measure fairly.	3	4	5	4.00	Valid
Total : 4.05						

The first component assessed is the course content where the suitability between the blueprint and the syllabus used by class X MA Ash Shalihin students according to what has been made gets a score of 4. Then the suitability of the contents of the module according to the class X subjects gets a score of 4.33. The second component is related to learning objectives yaitu Learning objectives include integrated skills in English (reading, writing, speaking, and listening) got a score of 4. And The learning objectives are clearly stated got a score of 4.33. The third component is an indicator is these indicators provide a learning experience for students to achieve learning objectives in English subjects got a score of 4.00. And the indicators provide a learning experience for students to achieve learning objectives in english subjects got a score of 4.00. The fourth component is skills, where the syllabus supports actively developed English language skills got a score of 4.00. Next,

the fifth component is the activity suitability assessment, The syllabus provides appropriate tasks for learners got a score of 4.00 and students are evaluated based on the learning objectives and indicators got a score of 4.00. The sixth component of evaluation, teachers are evaluate based on learning objectives and indicators got a score of 4.00, students' achievement can be measure fairly got a score of 4.00.

2. The Result of Learning Module Validation

The researcher employed a validation checklist adapted from Rahayu (2022), which was formulated based on the textbook evaluation framework established by the National Education Standards Agency (BNSP). This framework includes four primary criteria: content feasibility, presentation feasibility, language feasibility, and graphic feasibility. The evaluation focuses on several critical components, such as the extent to which the textbook content aligns with the curriculum, the clarity and organization of material presentation, the suitability and communicative effectiveness of the language employed, and the contribution of visual elements in facilitating students' comprehension of key concepts.

a. Content Feasibility

Table 4.7 Content Feasibility

Table 17: Content Feasibility						
No.	Statement	Score validator			Mean score	Result
		from				
		1	2	3		

1	The materials are in accordance with Standard Competency (SK) and Learning Goals (CP) of English lesson in Senior High School.	4	3	5	4.00	Valid
2	The materials are in accordance with the learning Indicators.	3	3	5	3.66	Valid
3	The materials interactively and participatively represent PjBL model.	4	3	5	4.00	Valid
4	Input for reading (the text) in the materials is related to the topic of the chapter and Need Analysis.	4	4	5	4.33	Valid
5	Input for speaking (monologue/dialogue) in the materials is related to the topic of the chapter and Need Analysis.	4	3	4	3.66	Valid

6	Input for writing in the materials is related to the topic of the chapter and Need Analysis.	4	3	4	3.66	Valid
7	Vocabulary in the materials is related to the topic of the chapter.	4	4	5	4.33	Valid
8	Language function in the materials is related to the topic.	4	3	5	4.00	Valid
9	Task for reading in the materials is related to the learning Indicators of the chapter and Need Analysis.	4	3	5	4.00	Valid
10	Task for listening in the materials is related to the learning Indicators and Need Analysis.	4	3	5	4.00	Valid
11	Task for speaking in the materials is related to the learning Indicators and Need Analysis.	4	4	4	4.00	Valid

12	Task for writing in the materials is related to the learning Indicators and Need Analysis.	4	3	5	4.00	Valid
13	Task in learning vocabulary is related to the learning Indicators and Need Analysis.	4	3	5	4.00	Valid
14	Task in learning grammar is related to the learning Indicators and Need Analysis.	4	4	5	4.33	Valid
15	Task in learning pronunciation is related to the learning Indicators and Need Analysis.	4	3	5	4.00	Valid
16	The materials can encourage the students to explore more about the topic in their daily life.	4	4	5	4.33	Valid
17	The texts are direct in developing students'	4	3	4	3.66	Valid

	communication ability in order to achieve the social functions.					
18	The materials can lead the students to develop their personal, social, and academic related to their English proficiency.	4	3	4	3.66	Valid
19	The materials are developed into PjBL model in an appropriate form.	4	4	5	4.33	Valid
20	PjBL model that is developing in the materials are suitable with the topic, input, and the task in the materials.	4	4	5	4.33	Valid
21	The form PjBL model in the materials is balanced with the English textbook.	4	3	5	4.00	Valid
22	Task for reading in the materials is related to the	4	3	5	4.00	Valid

	learning Indicators of the chapter and Need Analysis.					
Total : 4.01						

There are three important aspects regarding the suitability of the contents of this module assessed, including the suitability of the contents of the material to the competency standards and learning objectives, the accuracy of the information presented and the availability of supporting materials. These three aspects are described into 22 more specific assessment items to allow for a more in-depth evaluation process of the quality of the module contents. The validation process was carried out by validators with the overall average result of the 22 assessment items reaching a value of 4.01.

b. Design feasibility

Table 4.8 Design of Feasibility

No.	Statement	Score from validator			Mean score	Result
		1	2	3		
1	The presentation of materials clearly divides the opening (Cover), content of materials, and activities.	4	4	5	4.33	Valid
2	The main part of materials is arranged systematically	4	4	4	4.00	Valid

	based on the stages of PjBL model, namely start with the big question, design a plan for the project, create a schedule, Monitor the progress of the project, assess the outcome, evaluate the experience.					
3	The tasks are representing the characteristics PjBL model.	4	4	5	4.33	Valid
4	The materials interactively and participatively build the interaction in English between students, students and teachers, and between students and wider environment.	4	4	5	4.33	Valid
5	The materials can encourage the students to do various communicative	4	3	5	4.00	Valid

	task creatively and critically.					
6	The materials and tasks presentation encourage students to be responsible for their own learning.	4	4	4	4.00	Valid
7	The materials encourage the students to recognize their success and inadequacy in learning process.	4	3	5	4.00	Valid
8	The learning settings are related to Need Analysis.	4	4	5	4.33	Valid
Total : 4.16						

Overall, the design feasibility aspect in the learning module covers more than just the visual appearance but also concerns how the contents of the module are arranged systematically, attractively, and support an effective learning process. Starting from the informative and attractive cover design, to the neat and consistent layout of the contents. Then the tasks presented also meet the criteria of the PjBL learning model where there are several project tasks that will be worked on by students. The validation results given by the validators show a value of 4.16 which means valid, the quality or suitability is good and almost all criteria are met well, there are only minor shortcomings.

The aspect of language appropriateness in the learning module is an important component that functions to ensure that the material is delivered clearly, precisely, and in accordance with the characteristics of the learners. The assessment of this aspect includes several main indicators, including the clarity of the language used, which refers to the use of concise, straightforward, and non-confusing sentences. In addition, attention is also paid to the appropriateness of the use of language with the level of ability of the learners, where the selection of diction, sentence structure, and delivery style are adjusted to the level of education so that they are easily understood by students.

Furthermore, the assessment also includes the accuracy of grammar, spelling, and punctuation in all parts of the module, including in the input of materials, assignments, and learning instructions. Accuracy in this linguistic aspect is important to avoid misunderstandings and support the smooth running of the teaching and learning process. Based on the validation results carried out by the validator, the aspect of language appropriateness in the module obtained an average score of 3.91.

d. Graphic feasibility**Table 4.10 Graphic of Feasibility**

No.	Statement	Score from validator			Mean score	Result
		1	2	3		
1	The materials are printed using ISO standard size (A4, A5, or B5).	4	4	5	4.33	Valid
2	The settings of the cover, chapter title, sub-chapter title, illustration, picture explanation, and page number are proportional and do not disturb the students during the learning process.	4	4	4	4.00	Valid
3	The use of letter/character variation (bold, italic, capital) is appropriate and do not too various in type and color.	4	4	5	4.33	Valid

4	The illustrations (picture, graphic, table, etc.) are aesthetic and functional.	4	4	5	4.33	Valid
5	The color of the book holistically and in each chapter are proportional and do not disturb the students during the learning process.	4	3	5	4.00	Valid
6	The whole design of the module is holistically interesting.	4	3	4	3.66	Valid
Total : 4.19						

Graphic feasibility in the learning module includes the feasibility of visual displays such as appropriate paper size, cover settings, chapter and sub-chapter titles, illustrations that match the theme of the material. The validation results of this aspect obtained an average score of 4.19, which means that the module is assessed and valid and suitable for use in terms of graphic display.

E. Research limitation

This study has several limitations in its research process, one of which is the implementation stage that the researcher has not been able to complete. Meanwhile, the approach used in this study refers to the ADDIE model (Analysis, Design, Development, Implementation and Evaluation). This

constraint is caused by time and cost constraints. As a consequence, the researcher is only able to describe the feasibility aspects of the module that has been developed, without being able to prove its effectiveness when implemented in learning activities.

However, the researcher still has positive hopes that this module can provide benefits, both for English teachers, grade X students and for other researchers in the same field. The researcher also opens opportunities for other researchers who want to adopt and test the effectiveness of the module in the future.

CHAPTER V

CLOSING

A. Conclusion

Based on the formulation of the problem that have been studied, the following conclusions are drawn as a result of the implementation of research that was carried out systematically, structured, and in accordance with scientific principles.

1. At the beginning of the research stage, the researcher collected information about what was needed by class X students for the learning module materials developed by providing questionnaire sheets to class X students, conducting interviews with English teachers who teach in the class, and analyzing the teaching materials used to teach in the class. The results of the needs analysis showed that the teaching materials used needed to be developed from the 2013 curriculum to the Merdeka curriculum, as well as the addition of picture illustrations and learning models using PjBL for chapter 2 "That's A Wonderful Performance".
2. In the second stage, namely designing, researchers prepare a blueprint as an initial reference for developing materials in the learning module. The blueprint created is an adaptation of the blueprint from previous researchers which is then modified to suit the research subject. The components of the blueprint in more detail consist of course content, basic competence, Pancasila students

profile, indicators, input, language focus and skills, and learning activities. This module focuses on the implementation of the principles of Project-Based Learning (PjBL), by prioritizing various project activities in one learning unit to support the achievement of student learning goals.

3. In the third stage, the researcher developed the material for chapter 2 "That's A Wonderful Performance", by implementing the PjBL model into the congratulating and complementing material. We can see the PjBL model in the learning module that has been developed through the stages of learning and project assignments given to students. The use of illustrations that are in accordance with the theme of the material and need analysis, the selection of the right color to make it more attractive, the type of font and writing style are also considered by researchers so that the material presented is more interesting and creative.
4. Evaluation stage, the researcher provides the results of the data analysis to the supervisor for review. Then the results of the blueprint design are submitted to the validator for validation to determine the level of validity. The results of the blueprint design get a score of 4.05 which means it is valid after making several adjustments. The learning module that has been developed in terms of content gets a score of 4.01 which means it has reached the level of validity. In terms of design it reaches a score of 4.16 which means it is valid and has

achieved suitability. In terms of language it gets a score of 3.91 while in terms of graphics it gets a score of 4.19 this shows that the overall results that have been developed have reached the level of suitability and are declared valid.

B. Recommendation

The results of this study produce several recommendations. First, it is suggested that further researchers carry out the implementation stage of the ELT materials that have been designed. This step is intended to evaluate the limitations of the module and its effectiveness in supporting the student learning process. Second, it is suggested to integrate textbooks that apply the PjBL learning model. This module is highly recommended for use in Ma Ash Shalihin, considering that the materials developed have been adjusted based on the results of the analysis of the needs of class X students. The main objective of this ELT material is to encourage students not only to complete ordinary tasks, but also to be able to produce products as a result of a contextual learning process based on real experiences.

Finally, the researcher hopes that the ELT materials that have been designed can be implemented in the school environment and provide a positive contribution to teachers in providing additional teaching materials that are relevant and useful. In addition, this material is expected to make it easier for students to understand learning content and increase interest in learning through the presentation of interesting illustrations and the use of attractive colors.

C. Implication

The developed product has passed the validation stage and has been declared to meet the eligibility criteria. However, this product cannot be used as the main source of learning because it has not gone through the implementation stage to prove its effectiveness as a whole. Thus, this product can be used as supporting material in learning activities. In addition, the contents of the teaching module have been equipped with a barcode that is integrated with a link to a learning video about giving advice and offers available on the YouTube platform.

BIBLIOGRAPHY

- Agusfina, Aulia. 2023. "Developing ELT Materials of Oral and Written Communication" Unit Based on Inquiry Learning Model for the Eighth Grade Students of MTS Islamic Boarding School Abnaul Amir Gowa."
- Akuntansi, Program Studi. 2022. "Analisis Pertumbuhan Modal Kerja Dan Profitabilitas Pada Saat Pandemi Covid 19 Analysis of Working Capital Growth and Profitability During the Covid 19 Pandemic." 4(September): 13–23.
- Alfrid Sentosa, and Dedy Norsandi. 2022. "Model Pembelajaran Efektif Di Era New Normal." *Jurnal Pendidikan* 23(2): 125–39. doi:10.52850/jpn.v23i2.7444.
- Anggara, Aldi. 2024. "Developing Suggested ELT Material Based on Religious Moderation for The Eleventh Grade Students at MAS Madani Alauddin Pao-Pao."
- Anshori, Muslich, and Sri Siwati. 2009. *Metodologi Penelitia Kuantitatif*. 1st ed.
- Asyafah, Abas. 2019. "MENIMBANG MODEL PEMBELAJARAN (Kajian Teoretis-Kritis Atas Model Pembelajaran Dalam Pendidikan Islam)." 6.
- Batubara, Hamdan Husein. 2020. "MODEL PENELITIAN DAN PENGEMBANGAN MEDIA PEMBELAJARAN." : 51.
- Branch, R. M. 2009. *Instructional Design: The ADDIE Approach*.
- Djumingin, Sulastriningsih, Juanda, and Nurlindasari Tamsir. 2022. *Pengembangan Materi Pembelajaran Bahasa Indonesia*.
- Faradila, Deviga Hylida, and Dwi Imroatu Juliaikah. 2022. "Pengembangan Blog Sederhana Wwww.Kennedeutsch.Blogspot.Com Sebagai Media Ajar Pada Keterampilan Berbicara Bahasa Jerman SMA Negeri 1 Tarik Sidoarjo Kelas X Semester I." *E-Journal Laterne* 11(2): 104–16.
- Fayrus, and Abadi Slamet. 2022. *Model Penelitian Pengembangan (R n D)*.
- Fitria Farhana, Ahmad Suryadi, Dirgantara Wicaksono. 2021. "Pengembangan Bahan Ajar Berbasis Digital Pada Mata Pelajaran Bahasa Inggris Di SMK Atlantis Plus Depok." 3.
- Gunawan, Rudy. 2022. "Modul Pelatihan Pengembangan Bahan Ajar /Modul Pembelajaran." 1(was): 1–416.
- Handoyono, Nurcholish Arifin, Suparmin, Samidjo, Arif Bintoro Johan, and Suyitno. 2020. "Project-Based Learning Model with Real Object in Vocational School Learning." *Journal of Physics: Conference Series* 1700(1). doi:10.1088/1742-6596/1700/1/012045.
- Hardani, S.Pd., M.Si, Grad.Cert.Biotech Nur Hikmatul Auliya, M.Si Helmina Andriani, M.Pd Roushandy Asri Fardani, S.Si., M.Si Jumari Ustiawaty, S.Si., Apt Evi Fatmi Utami, M.Farm., M.Sc Dhika Juliana Sukmana, S.Si., and M.I.Kom Ria Rahmatul Istiqomah. 2020. *Metode Penulisan Kualitatif Dan Kuantitatif*. ed. AK Husnu Abadi, A.Md. Yogyakarta.
- Hasanah, Kartini Dwi, Dewi Anita Silvina Wahab, Jazilatun Nawali, Helda Ivtari Savika, and Mohammad Zubad Nurul Yaqin. 2024. "Peran Dan Ragam Jenis Bahan Ajar (Cetak Dan Non Cetak) Yang Relevan Dalam

- Pembelajaran Bahasa Dan Seni Budaya Di SDI Surya Buana Malang.” *Jurnal Pendidikan Dasar Islam* 5(1): 361–78.
- Hidayat, Fitria, and Muhammad Nizar. 2021. “Model Addie (Analysis, Design, Development, Implementation and Evaluation) Dalam Pembelajaran Pendidikan Agama Islam Addie (Analysis, Design, Development, Implementation and Evaluation) Model in Islamic Education Learning.” *Jurnal UIN* 1(1): 28–37.
- Ibrahim Maulana Syahid, Nur Annisa Istiqomah, and Khoula Azwary. 2024. “Model Addie Dan Assure Dalam Pengembangan Media Pembelajaran.” *Journal of International Multidisciplinary Research* 2(5): 258–68. doi:10.62504/jimr469.
- John W. Thomas, Ph. D. 2000. “A REVIEW OF RESEARCH ON PROJECT-BASED LEARNING.” : 1.
- Lastri, Yunita. 2023. “Pengembangan Dan Pemanfaatan Bahan Ajar E-Modul Dalam Proses Pembelajaran.” *Jurnal Citra Pendidikan* 3(3): 1139–46. doi:10.38048/jcp.v3i3.1914.
- M. Askari Zakariah, Vivi Afriani, KH. M. Zakariah. 2020. *METODOLOGI PENELITIAN KUALITATIF, KUANTITATIF, ACTION RESEARCH, RESEARCH AND DEVELOPMENT*.
- Muhammad Rajabi, Ekohariadi, I.G.P. Asto Buditjahjanto. 2015. “Pengembangan Perangkat Pembelajaran Instalasi Sistem Operasi Dengan Model Pembelajaran Berbasis Proyek.” *Pendidikan Vokasi* 3: 49.
- Muqdamien, Birru, Umayah Juhri, and Desty Puji Raraswaty. 2021. “TAHAP DEFINISI DALAM FOUR-D MODEL PADA PENELITIAN RESEARCH & DEVELOPMENT (R&D) ALAT PERAGA EDUKASI ULAR TANGGA UNTUK MENINGKATKAN PENGETAHUAN SAINS DAN MATEMATIKA ANAK USIA 5-6 TAHUN.” 6: 27.
- Nafiah, Uyun. 2020. “Developing English Modules with Integrated Islamic Values and Jambi Local Wisdom.”
- Novikasari, Ifada. 2017. “Uji Validitas Instrumen.” *Seminar Nasional Riset Inovatif 2017* 1(1): 530–35.
- Nurhidayah, I. J., F. C. Wibowo, and I. M. Astra. 2021. “Project Based Learning (PjBL) Learning Model in Science Learning: Literature Review.” *Journal of Physics: Conference Series* 2019(1). doi:10.1088/1742-6596/2019/1/012043.
- Professor Maija Aksela, Outi Haatainen. 2019. “Project-Based Learning (PBL) in Practice: Active Teachers’ Views of Its’ Advantages and Challenges.”
- Purnama, Sigit. 2013. “METODE PENELITIAN DAN PENGEMBANGAN (Pengenalan Untuk Mengembangkan Produk Pembelajaran Bahasa Arab).” IV.
- Richard, Jack C. 2005. “ELT Materials Are a Variety of Resources Designed to Help Students Improve Their English Language Skills. These Materials Include Textbooks, Interactive Exercises, and Various Other Media Tailored to Learning Needs.”
- Santoso, Iman. 2014. “Pembelajaran Bahasa Asing Di Indonesia: Antara

- Globalisasi Dan Hegemoni." *Jurnal Pendidikan Bahasa dan Sastra* 14(1): 1. doi:10.17509/bs_jpbs.v14i1.696.
- Sugiono, Prof. Dr. 2018. *Metode Penelitian Pendidikan*. Bandung.
- Suha R. Tamim, Michael M. Grant. 2013. "Definitions and Uses: Case Study of Teachers Implementing Project-Based Learning." 7(2).
- Tomlinson. 2012. "Materials Development for Language Learning and Teaching. *Language Teaching*." : 143–179.
- Ulfah, Maria. 2021. "Pengembangan Bahan Ajar Berbasis Kontekstual Untuk Meningkatkan Penguasaan Kosakata Bahasa Inggris (The Development of Teaching Materials Based on Contextual to Improve English Vocabulary Mastery) Maria Ulfah Suherman , M . Syadeli Hanafi Latar Belakang." *JTPPm (Jurnal Teknologi Pendidikan dan Pembelajaran): Edutech and Intructional Research Journal* 8(1): 42–57.
- Waruwu, Marinu. 2024a. "Metode Penelitian Dan Pengembangan (R&D): Konsep, Jenis, Tahapan Dan Kelebihan." *Jurnal Ilmiah Profesi Pendidikan* 9(2): 1220–30. doi:10.29303/jipp.v9i2.2141.
- Waruwu, Marinu. 2024b. "Metode Penelitian Dan Pengembangan (R&D): Konsep, Jenis, Tahapan Dan Kelebihan." *Jurnal Ilmiah Profesi Pendidikan* 9.

APENDDDIX

APENDDIX 1

Reserarch Instrument

Interview Transcript for Preliminary Research

- Interviewer** : *Baik, pertanyaan pertama mam eeee sudah berapa lama mam mengajar disini?*
- Teacher** : *Saya mengajar dari tahun 2007, he em dari awal berdirinya sekolah disini.*
- Interviewer** : *Ooo sudah lama mam*
- Interviewer** : *Kemudian pertanyaan selanjutnya apakah buku yang mam gunakan itu eee sama dengan buku yang digunakan oleh siswa?*
- Teacher** : *Iya sama*
- Interviewer** : *Bagaimana pengalaman mam menggunakan buku tersebut?*
- Teacher** : *Eee kalau kumer yang sekarang saya gunakan ini terlalu tinggi pembahasannya.*
- Interviewer** : *Bagaimana dengan buku kurikulum 13 mam?*
- Teacher** : *Eee kalau yang kurikulum 2013 iya tidak terlalu seperti kumerji*
- Interviewer** : *Berarti ini lumayan terbantu siswa mam pake buku yang ini atau masih samaji yang kemarin?*
- Teacher** : *Belum, karena terlalu tinggi bahasanya*
- Interviewer** : *Eee apa kekurangan dari buku yang digunakan.*
- Teacher** : *Ya jadi seperti yang saya katakan tadi itu eee kumer ini gaya bahasanya itu masih tinggi sementara anak-anak disini kan kebanyakan dari daerah-daerah yang belum terlalu anu bahasa inggrisnya. Jadi harus diajar dari dasar kembali, jadi lebih banyak jadi lebih banyak dari kelas X itu saya suruh menghafal eee kosa kata.*

- Interviewer** : *Eee ini mam bukunya masih membahas buku yang kurikulum 2013 bisa mam?*
- Teacher** : *lyya*
- Interviewer** : *Dari kekurangannya buku mam apanya yang mau kita kembangan?*
- Teacher** : *Apanya*
- Interviewer** : *Apa yang mau dikembangkan dari kekurangan buku yang ada*
- Teacher** : *lyye jadikan kalau kita mengajar itukan harus sesuai dengan kondisinya siswa dalam kelas, jadi kalau misalnya terlalu tinggi juga gaya bahasanya mereka juga tidak akan mengerti, jadi memang harus dibekali dasar-dasarnya dulu banyak mempelajari kosa kata baru bisa masuk disini.*
- Interviewer** : *Melaksanakan pembelajaran pernah tidak mam melaksanakan ice breaking?*
- Teacher** : *Oh iyya sering, apalagi kalau jam-jam terakhir pasti mengantuk toh jadi senangitu kalau mereka kayak main-main itu.*
- Interviewer** : *Kemudian apakah ketersediaan gambar bisa membantu mam dalam menyampaikan materi?*
- Teacher** : *lyya gambar membantu biasa memotivasi anak-anak berfikir lebih eee jauh ketika melihat gambar dibandingkan hanya teks saja yang diberikan.*
- Interviewer** : *Eee pertanyaan selanjutnya jenis desain apa yang mam sukai sehingga dapat membantu memahami dan menyampaikan materi pelajaran?*
- Teacher** : *lyye jadi biasa kami dini itu menggunakan youtube juga, jadi ada smart tv di musolla jadi biasa anak-anak kalau saya izinkan kesana mereka melihat sambil mendengar itu mereka bisa lebih fokus dibandingkan hanya menjelaskan saja.*

- Interviewer** : *Ini menyangkut dengan buku kurikulum 13 materi yang kemarin ini mam, materi di chapter 2 dala mengajarkan materi "That's A Wonderful Performance" tentang congratulating and complementing, kalimat pujian. Jadi cara apa yang menurut mam yang paling efektif untuk mengajarkan kalimat pujian kepada siswa?*
- Teacher** : *Iya jadi biasanya itu ekhem diberikan eee reward langsung begitue.*
- Interviewer** : *Mungkin contohnya berdialog berdialog?*
- Teacher** : *Iyya bisa juga seperti itu atau biasa langsung misalnya kita kasi kuis dia menjawab ya langsung saja, diberikan pujian secara langsung*
- Interviewer** : *Selanjutnya, apakah didalam buku itu memerlukan contoh terkait dengan materi yang akan diberikan?*
- Teacher** : *Eee yah jadi memerlukan contoh.*
- Interviewer** : *Menurut mam, apakah dengan adanya pemberian tugas akan memberikan dampak positif kepada siswa?*
- Teacher** : *Ya saya rasa dengan memberikan tugas akan bagus sekali yak arena mereka bisa mengulang kembali dirumah masing-masing dan tidak menutup kemungkinan mereka bisa mencari lebih banyak lagi informasi tentang materi tersebut.*
- Interviewer** : *Pertanyaan terakhir mam, eee apakah ada kesulitan yang mam hadapi saat menyampaikan materi "That's A Wonderful Performance"?*
- Teacher** : *Sebenarnya saya menikmati kalau saya mengajar dikelas dengan tema itu (That's A Wonderful Performance) tapi ada beberapa kesulitan yang saya hadapi. Mereka itu suka malu-malu kalau diminta memuji temannya dan kurangi tugas nyatanya untuk praktik secara langsung. Jadi kebanyakan tugas membaca, kan kalau begitu biasa sekali kurang menarik terus kadang bosan siswa juga.*
- Interviewer** : *Ooo iyye mam, mungkin itu saja mam sesi wawancara.*

Supposed by:

- Book and syllabus files for teaching and learning for the tenth-grade students
- Recording of the interview process.

Questionnaire for Students

Introduction

Kuesioner ini diberikan untuk pengambilan data penelitian skripsi mahasiswa jurusan Pendidikan Bahasa Inggris UIN Alauddin Makassar dan bertujuan untuk mengetahui kebutuhan materi Bahasa Inggris siswa kelas kelas X MA Ash-Shalihin tahun akademik 2025-2026. Oleh karena itu, jawablah pertanyaan dibawah ini dengan memberikan tanda centang (✓) pada kolom sesuai dengan keadaan yang kalian hadapi saat belajar Bahasa Inggris di ruang kelas. Saya harap anda menjawab setiap pertanyaan dibawah ini dengan jujur dan benar-benar sesuai fakta yang kalian alami dengan membantu menyukkseskan penelitian ini.

Nama :

NIS :

Usia :

Jenis kelamin :

A. Target yang ingin dicapai pada sistematika penyajian/*organization materials*

Berikan tanda centang (✓) pada setiap pilihan anda. Jawablah dengan jujur dan sesuai dengan keinginan anda.

1. Formasi belajar apa yang paling anda sukai?

Pilihlah formasi belajar maksimal 3 yang paling anda suka dan sesuai dengan anda.

- ☐ Ice breaking
- ☐ Warming up
- ☐ Cukup dengan berdoa
- ☐ Cerita motivasi/inspirasi
- ☐ Small games

2. Bentuk materi pelajaran apa yang Anda sukai?

- ☐ Teks
 - ☐ Bergambar
 - ☐ Dialog
 - ☐ Presentasi
3. Pernahkah kamu membuat proyek dalam pembelajaran bahasa Inggris sebelumnya?
- ☐ Ya
 - ☐ Tidak
4. Desain buku seperti apa yang paling anda minati?
- ☐ Bergambar
 - ☐ Berwarna
 - ☐ Hitam putih
5. Model desain seperti apa yang anda minati?
- ☐ Karikatur
 - ☐ Kartun
 - ☐ Gambar nyata dalam kehidupan
 - ☐ Proyek secara berpasangan
 - ☐ Proyek secara berkelompok
6. Desain buku seperti apa yang paling anda minati?
- ☐ Bergambar
 - ☐ Berwarna
 - ☐ Hitam putih
7. Model desain seperti apa yang anda minati?
- ☐ Karikatur
 - ☐ Kartun
 - ☐ Gambar nyata dalam kehidupan
 - ☐ Proyek secara berpasangan
 - ☐ Proyek secara berkelompok
8. Desain buku seperti apa yang paling anda minati?
- ☐ Bergambar

- ☐ Berwarna
- ☐ Hitam putih
- 9. Model desain seperti apa yang anda minati?
 - ☐ Karikatur
 - ☐ Kartun
 - ☐ Gambar nyata dalam kehidupan
 - ☐ Proyek secara berpasangan
 - ☐ Proyek secara berkelompok
- 10. Desain buku seperti apa yang paling anda minati?
 - ☐ Bergambar
 - ☐ Berwarna
 - ☐ Hitam putih
- 11. Model desain seperti apa yang anda minati?
 - ☐ Karikatur
 - ☐ Kartun
 - ☐ Gambar nyata dalam kehidupan

B. Target yang ingin dicapai pada sistematika isi pelajaran/*content materials*

1. Dengan cara apakah yang lebih anda sukai dalam mempelajari materi Teks Interaksi Interpersonal (That's A Wonderful Performance)
 - ☐ Dengan cara menerima teori
 - ☐ Dengan cara bermain games
 - ☐ Dengan cara menonton video pembelajaran
2. Jika materi Teks Interaksi Interpersonal (Chapter II "That's A Wonderful Performance"), seperti apa anda akan mengekspresikannya?
 - ☐ Memperagakan didepan teman kelas seorang diri
 - ☐ Memperagakan berpasangan Bersama teman
 - ☐ Bentuk drama kecil dalam formasi kelompok

- ☐ Menuliskannya di buku tugas
- 3. Jika materi menyatakan ungkapan, ungkapan seperti apa yang ingin anda nyatakan?
 - ☐ Ungkapan dalam rumah
 - ☐ Ungkapan dalam lingkungan sekolah
 - ☐ Ungkapan dalam ruangan kelas
 - ☐ Semua ungkapan yang disebutkan diatas
- 4. Dalam membuat percakapan tentang Teks Interaksi Interpersonal (Chapter II That's A Wonderful Performance) apa yang anda butuhkan?
 - ☐ Contoh percakapan tertulis di buku
 - ☐ Contoh percakapan dari guru
 - ☐ Gambar nyata/asli
 - ☐ Glosarium
- 5. Dalam membuat percakapan tentang Teks Interaksi Interpersonal (Chapter II That's A Wonderful Performance) apa yang anda butuhkan?
 - ☐ Contoh percakapan tertulis di buku
 - ☐ Contoh percakapan dari guru
 - ☐ Gambar nyata/asli
 - ☐ Glosarium

C. Target yang ingin dicapai pada sistematika pembelajaran/*learning materials*

- 1. Model belajar apa yang anda sukai?
 - ☐ Individu
 - ☐ Berpasangan
 - ☐ Project kelompok
- 2. Apabila anda ditugaskan mengerjakan proyek dalam kelas, manakah yang anda pilih?
 - ☐ Project individu

- ☐ Project berpasangan
 - ☐ Project kelompok
3. Apabila anda ditugaskan mempersentasikan materi pelajaran yang terkait, manakah yang anda pilih?
- ☐ Presentasi secara individu
 - ☐ Presentasi secara berpasangan
 - ☐ Presentasi secara berkelompok
4. Tulislah kesulitan apa saja yang terkadang anda dapatkan pada saat pembelajaran materi Teks Interaksi Interpersonal (Chapter II That's A Wonderful Performance).

.....

.....

.....

.....

.....

Interview Guide

Interview ini dilakukan untuk memberikan penguatan pengambilan data dari questionnaire siswa guna penelitian skripsi mahasiswa jurusan Pendidikan Bahasa Inggris UIN Alauddin Makassar dan bertujuan untuk mengetahui kebutuhan materi Bahasa Inggris siswa kelas X MA Ash-Shalihin tahun akademik 2025-2026. Oleh karena itu, guru diharapkan menjawab pertanyaan berikut ini melalui Tanya jawab bersama peneliti terkait keadaan belajar yang dihadapi siswa saat belajar Bahasa Inggris di ruang kelas.

School :

Address :

Teacher's Nama :

Day/Date :

1. How long have you been teaching?
2. Do you use a textbook?
3. Is the textbook you use different from the one the students use?
4. What is your experience using the student's guide?
5. What are the shortcomings of the student's guide/textbook you use?
6. What would you like to improve upon based on these shortcomings?
7. Do you ever do icebreaking before starting a lesson?
8. Is it important to do icebreaking before starting a lesson?
9. What kind of treatment would you like to do when the class starts?
10. Does a picture help you understand the material you are going to teach?
11. What type of design do you like that can help you understand the learning material?
12. What do you think is the most effective way to teach the "That's a Wonderful Performance" chapter?

13. What kind of learning model will use when teaching "That's a Wonderful Performance" chapter?
14. Do you need examples of the material being taught?
15. In your opinion, will giving assignments have a positive impact on students?
16. Are there any difficulties you experience when teaching this material?

1. Sudah berapa lama ibu mengajar?
2. Apakah ibu menggunakan buku?
3. Apakah buku yang digunakan ibu dengan yang digunakan siswa berbeda?
4. Bagaimana pengalaman ibu menggunakan buku siswa?
5. Apa kekurangan buku siswa yang ibu gunakan?
6. Apa yang ingin ibu kembangkan dari kekurangan tersebut?
7. Apakah ibu pernah melakukan ice breaking sebelum memulai pembelajaran?
8. Apakah ice breaking penting sebelum melakukan pembelajaran?
9. Perlakuan apa yang ingin ibu lakukan ketika kelas dimulai?
10. Apakah gambar bisa membantu ibu dalam memahami materi yang akan disampaikan?
11. Jenis desain apa yang ibu sukai sehingga dapat membantu memahami materi pembelajaran?
12. Dalam mengajarkan materi "That's a Wonderful Performance" cara apa menurut ibu yang paling efektif?
13. Materi pembelajaran seperti apa yang akan ibu gunakan ketika mengajarkan materi tentang "That's a Wonderful Performance"?
14. Apakah ibu memerlukan contoh terkait materi yang diberikan?
15. Menurut ibu apakah dengan adanya pemberian tugas akan

memberikan dampak positive kepada siswa?

16. Apakah ada kesulitan yang ibu rasakan ketika mengajarka materi
“That’s A Wonderful Performance”

The Result of Need Analysis

The Organization Material		
No.	Questions	Answers
1.	Choose a maximum of 3 learning formations that you like the most and that suit you.	<ul style="list-style-type: none"> ○ Ice breaking = 54.5% ○ Warming up = 36.3% ○ Just pray = 0% ○ Motivational/inspirational stories = 36.3% ○ Small games = 45.4%
2.	What form of study material do you prefer?	<ul style="list-style-type: none"> ○ Text = 18.1% ○ Illustrated = 63.6% ○ Dialogue = 18.1% ○ Presentation = 0%
3.	Have you ever done a project in English learning before?	<ul style="list-style-type: none"> ○ Yes = 27.2% ○ No = 72.2%
4.	What kind of book design interests you most?	<ul style="list-style-type: none"> ○ Illustrated = 36.3% ○ Colored = 54.5% ○ Black and white = 9.0%
5.	What kind of design model are you interested in?	<ul style="list-style-type: none"> ○ Caricature = 0% ○ Cartoon = 72.7% ○ Real life image = 27.2%
Content of the Material		
No.	Questions	Answers
1.	In what way do you prefer to study the Interpersonal Interaction Text material (That's A Wonderful Performance)?	<ul style="list-style-type: none"> ○ By accepting theory = 27.2% ○ By playing games = 27.2% ○ By watching learning videos = 45.4%
2.	If the material is Interpersonal Interaction Text (Chapter II "That's A Wonderful Performance"), how would you express it?	<ul style="list-style-type: none"> ○ Demonstrate in front of classmates alone = 18.1% ○ Demonstrate in pairs with friends = 72.7% ○ Form a small drama in group formation = 9.0% ○ Write it in the assignment book = 0%
3.	If the material states an expression, what kind of expression do you want to state?	<ul style="list-style-type: none"> ○ Home expressions = 18.1% ○ School expressions = 54.5% ○ Classroom expressions = 27.2%

		<ul style="list-style-type: none"> ○ All of the expressions mentioned above = 0%
4.	In making a conversation about Interpersonal Interaction Text (Chapter II That's A Wonderful Performance) what do you need?	<ul style="list-style-type: none"> ○ Written conversation examples in books = 54.4% ○ Conversation examples from teachers = 45.4% ○ Real/original images = 9.0% ○ Glossary = 0%
Learning Sistematic		
No.	Questions	Answers
1.	What learning model do you prefer?	<ul style="list-style-type: none"> ○ Individual = 9.0% ○ Pair = 9.0% ○ Group project = 81.8%
2.	If you were assigned to work on a project in class, which would you choose?	<ul style="list-style-type: none"> ○ Individual project = 9.0% ○ Pair project = 18.1% ○ Group project = 72.7%
3.	If you were assigned to present related subject matter, which one would you choose?	<ul style="list-style-type: none"> ○ Individual presentation = 9.0% ○ Pair presentation = 9.0% ○ Group presentation = 81.8%
No.	List of Need Inventory	
1.	Students prefer learning formations such as ice breaking, small games, warming up, and story inspiration rather than just praying and story inspiration.	
2.	Students prefer the presentation of learning materials using images rather than text, dialogue or presentations.	
3.	During their English studies in the tenth grade, students have never done projects in English lessons.	
4.	When asked to work on project assignments in class, students prefer group projects rather than pairs or individuals.	
5.	The type of modules that students really like are colored ones rather than illustrated and black and white ones.	
6.	The most preferred design model is cartoons rather than caricatures or real life images.	
7.	Students prefer to learn interpersonal text material by watching learning videos rather than by receiving lectures or playing games.	

8.	Students prefer to express interpersonal text material by acting it out in pairs with friends rather than acting it out alone, acting it out through drama, or just writing it down in a book.
9.	Students prefer expressions that they want to express according to the material to be expressions in the school environment rather than just in the classroom and home environment.
10.	Students prefer examples of interpersonal interactions in the form of images compared to examples of conversations from teachers, real images.
11.	The learning model that students prefer most is group projects compared to pairs and individuals.
12.	When assigned to work on a project, students prefer to work in groups rather than in pairs or individually.
13.	In presenting group assignments, students prefer to present in groups rather than in pairs and individually.

APENDDIX 4

Syllabus Design of Chapter 2

“That’s A Wonderful Performance”

Author's name : A. Nuratia
School name : MA Ash Shalihin
Subject : English Language
Phase E, Class/Semester : X (Ten)/I & II

Course Content	Basic Competences	Pancasila Student Profile	Indicator	Input	Language Focus	Learning Activities
Chapter 2 “That’s A Wonderful Performance”	3.2 Applying social functions, text structures, and linguistic elements of oral and written interpersonal interaction texts involving the act of giving extended congratulations and praise, and responding to	1. Faith, Devotion to God Almighty, and Noble Character 2. Global diversity 3. Mutual Cooperation 4. Self-sufficient 5. Critical Reasoning Creative	Students are expected to be able: • Students are able to identify and understand expressions and responses to congratulating and complimenting	<ul style="list-style-type: none"> • Instructional objective • Topic congratulating and complimenting • Dialogue text • Video • Picture 	Language Focus <ul style="list-style-type: none"> • Congratulating expressions • Responses to congratulating • Complimenting expressions • Responses to complimenting 	1. Reflection: Students are introduced to the learning context and encouraged to connect prior knowledge with new concepts to be explored. They are then presented with a relevant problem to investigate.

	<p>them, according to the context of their use.</p> <p>4.2 Composing simple oral and written interpersonal interaction texts involving the act of giving extended congratulations and praise, and responding to them by paying attention to the social function, text structure, and linguistic elements that are correct and in accordance with the context.</p>		<p>in everyday situations.</p> <ul style="list-style-type: none"> • Students are able to write short dialogues that include expressions for giving and responding to congratulating and complimenting contextually. • Students are able to practice dialogues orally with appropriate intonation, and expression. • Students are able to compose and present dialogues in the form of comic strips or descriptive text 	<ul style="list-style-type: none"> • List of vocabulary Summary 		<p>2. Research: Students gather pertinent information from various sources to address the given problem. Group discussions are facilitated to support collaborative understanding.</p> <p>3. Discovery: Each group develops and plans an experimental procedure to explore the problem further.</p> <p>4. Application: Students carry out the designed experiments and apply their plans in a practical context.</p> <p>5. Communication: Groups present the outcomes of their investigations and collectively draw</p>
--	--	--	---	--	--	---

			<p>that illustrate the appropriate use of expressions.</p> <ul style="list-style-type: none"> • Students are able to reflect on the use of expressions and provide constructive feedback on a peer's performance. 			conclusions based on their findings
--	--	--	--	--	--	-------------------------------------

Alur Tujuan Pembelajaran (ATP)

Nama penyusun : A. Nuratia
Nama sekolah : MA Ash Shalihin
Mata pelajaran : Bahasa Inggris
Fase E, Kelas/Semester : X (Sepuluh)/I (Ganjil) & II (Genap)

Elemen	Capaian Pembelajaran
Menyimak-Berbicara	<p>Pada akhir Fase E, peserta didik menggunakan bahasa Inggris untuk berkomunikasi dengan guru, teman sebaya, dan orang lain dalam berbagai macam situasi dan tujuan. Peserta didik mampu memahami dan mengidentifikasi fungsi sosial, struktur teks, serta unsur kebahasaan dari teks interaksi interpersonal lisan yang memuat ucapan selamat dan pujian melalui kegiatan menyimak, serta mampu merespons dan menyusun teks lisan secara runtut dan kontekstual yang melibatkan tindakan memberikan ucapan selamat dan memuji secara tepat, dengan memperhatikan aspek kebahasaan, kesantunan, dan konteks sosial komunikasi.</p> <p><i>At the end of Phase E, students use English to communicate with teachers, peers and others in a range of settings and for a range of purposes. Students are able to understand and identify the social function, text structure, and linguistic elements of oral interpersonal interaction texts containing congratulations and compliments through listening activities, and are able to respond to and compose oral texts in a coherent and contextual manner that involves the act of giving congratulations and</i></p>

	<i>compliments appropriately, by paying attention to linguistic aspects, politeness, and the social context of communication.</i>
Membaca-Memirsa	<p>Pada akhir Fase E, Peserta didik mampu memahami makna teks interaksi interpersonal lisan dan tulis yang memuat ucapan selamat dan pujian, dengan menganalisis fungsi sosial, struktur teks, dan unsur kebahasaan secara tepat. Peserta didik juga mampu mengonstruksi makna dan menanggapi teks tersebut secara kritis dan kontekstual melalui kegiatan membaca dan/atau memirsa, dengan menunjukkan sikap santun dalam memahami makna ujaran atau ekspresi yang disampaikan, baik secara tersurat maupun tersirat.</p> <p><i>At the end of Phase E, students are able to understand the meaning of oral and written interpersonal interaction texts containing extended congratulations and compliments, by analyzing social functions, text structures, and linguistic elements appropriately. Students are also able to construct meaning and respond to the text critically and contextually through reading and/or viewing activities, by demonstrating politeness in understanding the meaning of the utterances or expressions conveyed, both explicitly and implicitly.</i></p>
Menulis-Mempresentasikan	<p>Pada akhir Fase E, Peserta didik mampu menulis dan menyajikan secara lisan teks interaksi interpersonal sederhana yang memuat tindakan memberikan ucapan selamat dan pujian serta tanggapannya, dengan memperhatikan fungsi sosial, struktur teks, dan unsur kebahasaan yang sesuai konteks secara tepat dan santun.</p> <p><i>At the end of Phase E, students are able to write and orally present simple interpersonal interaction texts that contain actions to give congratulations and extended compliments and their responses, paying attention to social functions, text structures, and linguistic elements that are appropriate to the context in an appropriate and polite manner.</i></p>

Learning Objectives	Elements	Course content	Time Allocation	Pancasila Student Profile	Learning Activity (Project Based Learning)	Need Analysis
<ul style="list-style-type: none"> Students are able to identify and understand expressions and responses to congratulating and complimenting in everyday situations. Students are able to write short dialogues that include expressions for giving and responding to congratulating and complimenting contextually. 	<ul style="list-style-type: none"> Listening-Speaking Reading-Viewing Writing-Presenting 	Chapter 2 "That's A Wonderful Performance"	6 hours classes (8 x 45 minutes)	<ol style="list-style-type: none"> Faith, Devotion to God Almighty, and Noble Character Global diversity Mutual Cooperation Self-sufficient Critical Reasoning Creative 	<p>First Meeting 2×45 minutes Determining the topic: Ice breaking Before Starting with question driving, the teacher gives a stimulate question.</p> <p>Activity 1</p> <ul style="list-style-type: none"> Students group words according to their word class by writing them in a book followed by Indonesian <p>Activity 2</p> <ul style="list-style-type: none"> Students listen to the teacher mentioning vocabulary according to pronunciation, then students are asked to repeat it. <p>Activity 3</p> <ul style="list-style-type: none"> There is a project assignment to make a 	<ul style="list-style-type: none"> Students prefer learning formations such as ice breaking, small games, warming up, and story inspiration rather than just praying and story inspiration. Students prefer the presentation of learning materials using images rather than text, dialogue or presentations. During their English studies in the tenth grade, students have never done projects in English lessons. When asked to work on project assignments in class, students prefer group projects rather than pairs or individuals. The type of modules that students really like are

<ul style="list-style-type: none"> • Students are able to practice dialogues orally with appropriate intonation, and expression. • Students are able to compose and present dialogues in the form of comic strips or descriptive text that illustrate the appropriate use of expressions. • Students are able to reflect on the use of expressions and provide constructive feedback on a 					<p>scrapbook which is done by students in pairs.</p> <p>Second meeting 2×45 minutes Warming up</p> <p>Activity 1</p> <ul style="list-style-type: none"> • Students are directed to read texts containing conversational dialogues and pay attention to the expressions used when congratulating others. <p>Activity 2</p> <ul style="list-style-type: none"> • Students are grouped into several groups to create a project assignment in the form of a mini drama based on the text that has been shown, then students are given the freedom to develop the text. <p>Activity 3</p> <ul style="list-style-type: none"> • Students are directed back to read the dialogue text while paying attention to the expressions used in giving congratulations. <p>Activity 4</p>	<p>colored ones rather than illustrated and black and white ones.</p> <ul style="list-style-type: none"> • The most preferred design model is cartoons rather than caricatures or real life images. • Students prefer to learn interpersonal text material by watching learning videos rather than by receiving lectures or playing games. • Students prefer to express interpersonal text material by acting it out in pairs with friends rather than acting it out alone, acting it out through drama, or just writing it down in a book. • Students prefer expressions that they want to express according to the material to be expressions in the school environment rather than just in the classroom and home environment.
--	--	--	--	--	--	---

peer's performance.					<ul style="list-style-type: none"> • Students are directed to work on the exercise task of completing the table to determine which part of the sentence includes congratulating expressions and responses. <p>Third meeting 2×45 minutes Small games Activity 1</p> <ul style="list-style-type: none"> • Students are asked to complete the empty dialogue using the words provided. Activity 2 • Students are asked to fill in the blank dialogue using their own sentences. <p>Activity 3</p> <ul style="list-style-type: none"> • Students are given the task in pairs to create a comic strip about congratulating and complementing. <p>Fourth meeting 2×45 minutes Inspirational stories Activity 1</p>	<ul style="list-style-type: none"> • Students prefer examples of interpersonal interactions in the form of images compared to examples of conversations from teachers, real images. • The learning model that students prefer most is group projects compared to pairs and individuals. • When assigned to work on a project, students prefer to work in groups rather than in pairs or individually. • In presenting group assignments, students prefer to present in groups rather than in pairs and individually.
---------------------	--	--	--	--	---	--


					<ul style="list-style-type: none"> • Students work in pairs to make creative and imaginative greeting cards. Activity 2 <ul style="list-style-type: none"> • The teacher invites students to learn while playing by passing the ball to students randomly and then answering questions given by the teacher. 	
--	--	--	--	--	---	--

APENDIX 6

Using Textbook "That's A Wonderful Performance"

Chapter 2

Congratulating and Complimenting Others



Source: Dehman Satalakul
Picture 2.1

Tujuan Pembelajaran:
Setelah mempelajari Bab 2, siswa diharapkan mampu:
3.2 Menerapkan fungsi sosial, struktur teks, dan unsur kebahasaan teks interaksi interpersonal lisan dan tulis melibatkan tindakan memberikan ucapan selamat dan memuji bersayap (*extend*), serta menanggapinya, sesuai dengan konteks penggunaannya.
4.2 Menyusun teks interaksi interpersonal lisan dan tulis sederhana yang melibatkan tindakan memberikan ucapan selamat dan memuji bersayap (*extend*), dan menanggapinya dengan memperhatikan fungsi sosial, struktur teks, dan unsur kebahasaan yang benar dan sesuai konteks.

20 Kelas X SMA/MA/SMK/MAK

WARMER

Describing and Guessing

Your teacher will tell you how to play this guessing game. You have to guess what words that your teacher has described.

For example:

'A person who serves passengers in a flight.' He/She is a 'flight attendant.'

After you know how to play the game, your teacher will ask you to make groups of three to play the game. The group who can guess more words will be the winner.

VOCABULARY BUILDER

Write down the English words for the following Indonesian words. Compare your work to your classmate's.

s k _ _ _ (noun)	= rok
_ _ _ d e _ _ _ (adjective)	= bagus sekali
_ _ _ r _ _ _ (adjective)	= hebat
_ _ _ i r _ _ (verb)	= menginspirasi
_ _ _ u d _ _ (adjective)	= bangga
_ _ _ e _ _ _ (verb)	= menerima
_ _ _ e _ _ (noun)	= salam/doa
_ _ _ n g _ _ (adjective)	= penyembuh
_ _ _ o u _ _ _ (noun)	= pikiran/angan/harapan
_ _ _ l e _ _ (adjective)	= pucat
_ _ _ r e _ _ _ _ (verb)	= menghargai
_ _ _ d y _ _ (verb)	= merapikan
_ _ _ f f _ _ (verb)	= membuat empuk/lembut
_ _ _ g h _ _ _ (verb)	= menarik/merapikan
s e t _ _ _ (verb)	= menyelesaikan
d e _ _ _ (noun)	= hutang

Bahasa Inggris 21

a hired _ _ _ _ _ (noun)	= pembantu yang digaji
_ _ _ _ _ rit (verb)	= mewarisi
_ _ _ _ _ se (verb)	= mengejar
a spoiled _ _ _ _ _ (noun)	= anak manja
_ _ _ _ _ yed (verb)	= dihianati
_ _ _ _ _ (noun)	= kekacauan
_ _ _ _ _ tedly (adverb)	= dengan senang hati

PRONUNCIATION PRACTICE

Listen to your teacher reading these words. Repeat after him/her.

skirt	/ 'ska:rt /
wonderful	/ 'wʌndəf ə l /
terrific	/ tə'rifɪk /
inspire	/ ɪn'spaɪə /
proud	/ praʊd /
receive	/ rɪ'si:v /
wishes	/ wɪʃ /
healing	/ hi:liŋ /
thought	/ θɔ:t /
pale	/ peɪl /
appreciate	/ ə'pri:ʃieɪt /
tidy	/ 'taɪdi /
fluff	/ flʌf /
straighten	/ 'streɪtn /
sheet	/ ʃi:t /
settle	/ 'setl /
debts	/ detz /
hired servant	/ haɪəd 'sɜ:v ə nt /
chase	/ tʃeɪs /
spoiled brat	/ spɔɪld bræt /
scold	/ skəʊld /
chaotic	/ keɪ'ɒtɪk /
betray	/ bɪ'treɪ /
deserve	/ dɪ'zɜ:v /
contentedly	/ kən'tentədli /
congratulate	/ kən'grætʃəleɪt /

22 Kelas X SMA/MA/SMK/MAK

READING

Task 1:
Read text 1 carefully. Pay attention to the expressions used to congratulate people (in this case, Alif). Pay attention also to the responses.

Text 1

After a long struggle and hard work, Alif is finally appointed as the director of a national company where he works. Many of his friends who work at the same company congratulate him.

Samuel : Alif, congratulations. You deserved it man.
Alif : Thank you very much. This is because you always help me.
Sinta : I am very happy for you, Alif. Now, that you are the director of the company, I believe the company will develop even faster.
Alif : (replies with a happy tone) Thank you. I cannot forget your collaboration with me, and I will still need your help.

Other friends shake his hands and congrats him too.

Deni : That's wonderful Alif.
Alif : Oh, thanks.
Santi : Good for you. Good luck.
Alif : Thank you very much.
Bejo : Well done.
Alif : Thank you for saying so.
Ivan : That was great. You must be very proud of your achievement.
Alif : Thanks. I'm glad you think so. But I still have to learn a lot.

His staff also congratulate him.

Eny : Please accept my warmest congratulations sir.
Alif : It's very kind of you to say so. Thank you.

Bahasa Inggris 23

Bintari: I must congratulate you on your success.
 Alif : Thank you very much for saying so.

They all celebrate Alif's success by having lunch together in a simple food stall next to their office. Every body is happy.

Task 2:
 Answer the following questions:

1. Why do all of those people congratulate Alif?
2. What expressions do they use to congratulate Alif?
3. How does Alif respond to their congratulating expressions?
4. What is the social purpose of congratulating people?
5. When do we congratulate people?
6. What are the expressions commonly used to congratulate people?

Task 3:
 Read the dialog silently. Pay attention to the expression used to congratulate people. Discuss the meaning with your classmate. After that read aloud the dialog in pairs. One of you become Cita, the other becomes Ditto. Then, discuss the answer to the questions.

Text 2

Cita has won the first winner of the story telling competition in her school. Her best friend congratulated her.

Ditto : Cita, congratulations for being the first winner of the school story telling competition! Excellent. You really did it well.
 Cita : Thanks, Ditto.
 Ditto : I heard that you will be the representative of our school in the story telling competition of our regency. Is it true?
 Cita : Yes, you're right.
 Ditto : I hope you will win as well in the next competition
 Cita : I hope so. But I'm nervous.
 Ditto : Don't worry, you're a very good story teller. Good luck.
 Cita : Thanks. I'll do my best. Wish me luck.

Answer the following questions:

1. What good news about Dina does Ditto know?
2. What does Ditto say to Dita related to the news?
3. What do the expressions mean?
4. What is Ditto's purpose of saying that to Dita
5. How does Dita respond to what Ditto says?
6. When do you think you will say 'congratulations' to other people?

Complete the following table with the expressions of congratulations and the responses you find in the preceding dialogs. The first row is done for you.

Congratulating Expressions	Responses
Congratulations! You deserved it, man.	Thank you very much. Your support means a lot.

In congratulating, people may make more than one move, for example, "Congratulations! You deserved it, man." Similarly, in responding to congratulating expressions, people do not only make one move, like, "Thank you very much." Usually they also say something else, such as, "This is because you're always with me."

VOCABULARY EXERCISES

Task 1:
 Complete the blanks in the following dialogs using the words in the box. As an example see number 1. The answer for number 1 is wonderful.

good luck
 it's good
 wonderful
 congratulations!
 new hair cut

what's new
 thanks a lot
 popular business
 I'm glad you think mentioning



Source: Dokumen Kemdikbud
 Picture 4.2

1. **Dina** : Hi, Yuni. What's your daughter doing these days?
Yuni : Oh, she's in college. In fact, she plans to graduate this June.
Dina : That's _____!
 (1) You must be very proud of her.



Source: Dokumen Kemdikbud
 Picture 4.3

2. **Fuad** : Hi Abdel. _____ ? (2)
Abdel : Oh, I'm going to take the driving test tomorrow.
Fuad : That's great, Abdel ! (3)



Source: Dokumen Kemdikbud
 Picture 4.4

3. **Tuti** : How is your business, Ria?
Ria : _____ (4) I've sold 100 items these two days.
Tuti : Congratulations! That's a _____ (5)
Ria : _____ right now. _____ (6).



Source: Dokumen Kemdikbud
 Picture 4.5

4. **Rudi** : You look gorgeous in this wedding dress!
Ian : Thank you very much, _____ (7).
 (8) so.



Source: Dokumen Kemdikbud
 Picture 4.6

5. **Ihsan** : You look so cute in the _____ (9)
Ali : Oh, thanks for _____ (10)
 that. By the way, congratulations for the 1st prize Great job man!
Ihsan : Thanks.

Task 2:

Complete the following conversations with your own words.

Conversation 1

Rani : Hi Anisa.
Anisa : Hi, you look great in that pink head scarf. What a nice scarf!
Rani : _____ (1) to say that.
Anisa : I've never seen you in that hat. Where did you buy it?
Rani : My mom bought it for me when she went to the market.
Anisa : I see.
Rani : Look. The teacher is coming!
Anisa : Pak Sultoni.
Mr. Sultoni : Hi, how are you?
Rani : We're good. Thanks.
Anisa : Excellent.
Rani : _____ (2) hair cut, Pak Sultoni.
Anisa : Yes, you're looking good with your hair style.
Mr. Sultoni : Thanks a lot. Rani, I heard you won the Math Olympiad. Is it true?
Rani : Yes, I won the second prize last week.
Anisa : _____ (3)
Mr. Sultoni : Yes, I heard that.
Rani : Thank you very much for saying so.

Conversation 2

Rudi : Hi Ben. How are you?
Ben : Hi, you look great in that black jacket.
Rudi : _____ (1) saying so.
Ben : I've never seen you in that outfit. Is it new?
Rudi : My sister bought it for me when she went to Singapore.
Ben : Oh, I see.
Rudi : Look. What a nice new hair style! Where did you have a haircut? I like it a lot.
Ben : _____ (2) think so. My brother did it.
Rudi : I can ask him to do yours if you want to.
Ben : Yes, please. Look! Andi is coming.
Rudi : Hi Andi, I heard you won the Speech Contest last month. Congratulations!
Ben : _____ (3)
Rudi : Fantastic! It's a great job, bro!
Andi : Oh, thanks. It's _____ (4) actually.

Please note that at the end of the word 'congratulation' there must be an 's' attached to it. So, never say 'congratulation' without an 's'. You must say, "Congratulations."



SPEAKING

Let's play rock, paper, and scissors.

Work in pairs. Play scissors, rock, and paper. The winner chooses for himself/herself a situation. The partner makes an expression of congratulations. For example, the winner chooses situation 5. He/She says, "I just bought a new bag." The partner says, "Congratulations. Your new bag is gorgeous." Then develop a conversation based on that. After that, start all over again by doing the scissors, rock, and paper again, and so forth. Continue doing that with all the situations provided in the table below.

1. haircut	2. jacket	3. speech contest
4. got driver's licence	5. new bag	6. math Olympiad
7. best student	8. writing competition	9. new baby
10. new house	11. graduation	12. getting married
13. new job	14. successful business	15. new book
16. talented singer	17. best model	18. drawing competition
19. create new robots	20. best writer	21. best teacher



WRITING


Write down the inside parts of the congratulation cards based on the cover. Two cards have been done for you as examples. Write at least two sentences.

Tommy has just been promoted to be the branch manager of Jepara Ukir Company in London.




Source: Diklatum Kemendikbud
Picture 4.7

Your sister has graduated from a culinary arts program in Padang, West Sumatra. She wants to be the best chef and plans to open her own restaurant.




Source: Diklatum Kemendikbud
Picture 4.8

Santi has got a sugar glider from her parents. Her parents are happy because she has been brave enough to donate her blood to PMI (the Indonesia Red Cross).



Source: Diklatum Kemendikbud
Picture 4.10

Your uncle and aunt have moved to their new house. The house has a large garden so that they can enjoy gardening on the weekends.




Source: Diklatum Kemendikbud
Picture 4.11

Your next door neighbor, who has been married for 30 years, has got a cute baby girl.



Source: Diklatum Kemendikbud
Picture 4.12

Your aunt has got married to a man she loves. They met when they were involved in a medical mission in the Middle East.



Source: Diklatum Kemendikbud
Picture 4.13

Your friend has got an opportunity to be an interpreter in an international conference on inter religion dialogue to create and preserve peace and harmony.



Source: Dokumen Kemdikbud
Picture 4.14



DIALOG: COMPLEMENTING

Task 1:
Read the dialog carefully.

Read the dialog silently and carefully.

Rahmi : Hello. How are things going on, Sinta ?
Sinta : Hi. Good, and you?
Rahmi : I'm feeling great today. How was your weekend with your family in Batu?
Sinta : Excellent! We had a lovely time there. You should have gone there with us.
Rahmi : Really? Hey, what a beautiful skirt you are wearing. It matches your blouse.
Sinta : Thanks a lot. My sister bought it for me last month.
Rahmi : Wow! That's wonderful.
Sinta : Oh, Rahmi, can I ask you something?
Rahmi : Oh, sure. Please.
Sinta : Have you finished writing the book we discussed two months ago?
Rahmi : Yes. Come to my room. Look at this. What do you think?
Sinta : Terrific. I like the cover. Let me see the contents.
Rahmi : Thanks a lot. You really did a great job.
Sinta : Thanks a lot. You've inspired me to do this.

Sinta : Your publisher should send it to all bookstores here.
Rahmi : Yes, you're right. The publisher will do it for me.
Sinta : Well, that's great. I am proud of you, Rahmi.
Rahmi : By the way, I've got to go now. Have a nice day!
Sinta : You, too.

Task 2:
Read aloud the dialog with a classmate. Pay attention to the complimenting expressions and the responses.



Source: Dokumen Kemdikbud
Picture 2.2

Task 3: Read the following notes about complimenting expressions. After that read aloud the dialogs in the pictures following that with a classmate.

Notes:
COMPLEMENTING
Compliment is an expression to appreciate or praise other people. Compliment is useful to give encouragement so that people will keep on doing their best and even improve their performance.
When to express compliment :
- On daily basis,
- When someone has done his/her best,
- When you visit someone's house for the first time,
- If you notice something new about someone's appearance.
Can you think of other situations when you need to compliment?



Source: Dokumen Kemdikbud
Picture 2.3



Source: Dokumen Kemdikbud
Picture 2.4



Source: Dokumen Kemdikbud
Picture 2.5



Source: Dokumen Kemdikbud
Picture 2.6



Source: Dokumen Kemdikbud
Picture 2.7

Task 4:
Pair work

Practice complimenting and responding to the compliments in pairs. One of you become A and the other becomes B.



Source: Dokumen Kemdikbud
Picture 2.8

A1. Riza is working really hard. Ami compliments Riza. Riza responds to the compliment happily.
A2. Firda is showing a very nice drawing. Fadhi compliments Firda. Firda responds to the compliment.
B1. Wayan is wearing a new pair of shoes. Angelina compliments Wayan. Wayan responds to the compliment.
B2. Zainab looks beautiful in her new skirt. Raymond compliments Siti. Siti responds to the compliment.



PEAKING

Task 1:
It's play, rock-paper-scissors.

Work in pairs. Play scissors, rock, and paper. The winner chooses a situation from which he/she creates an expression of compliment. The partner responds to the expression. After that, do the scissors, rock, and paper again. Continue doing that with all the situations provided below

Compliments

Situation 1

You see your friend with her new haircut.

Situation 2

Your sister drives very well.

POINTS TO PONDER

1. Do you have an experience of visiting someone in hospital? Who was he/she? How did you feel? What did you say?
2. Have you ever given any compliments to someone? Who is he/she? Why did you compliment him/her? How did your friend feel when you complimented him/her? How did your compliment make him/her feel?



REFLECTION

At the end of this chapter, ask yourself the following questions to see how much you have learned.

1. Do you know how to congratulate people and when do you need to do that?
2. Do you also know how to compliment people, and when do you need to do that?

If your answer is 'no' to one of these questions, read this chapter and do the activities again. Don't hesitate to see your teacher or classmates and discuss with them how to make you understand and be able to use the expression better.

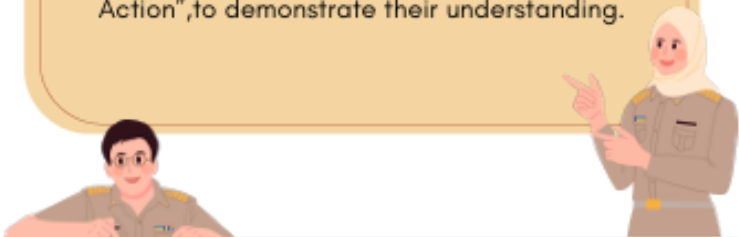
“The only thing that stands between you and your dream is the will to try and the belief that it is actually possible”

Joel Brown

APENDDIX 7

Module Design





In this material, students learn how to give and respond to **Congratulating and Complimenting expressions**. Through the Project Based Learning (PjBL) model, students will engage in real-life activities such as making making “Happy Moments in a Comic”, making “Descriptive Text in Action”, to demonstrate their understanding.

Learning Objectives

- Students are able to identify and understand expressions and responses to congratulating and complimenting in everyday situations.
- Students are able to write short dialogues that include expressions for giving and responding to congratulating and complimenting contextually.
- Students are able to practice dialogues orally with appropriate intonation, and expression.
- Students are able to compose and present dialogues in the form of comic strips or descriptive text that illustrate the appropriate use of expressions.
- Students are able to reflect on the use of expressions and provide constructive feedback on a peer's performance.

Social Function

The social function of congratulating is to show a sense of pleasure, pride, or support for the achievements or successes of others. Complementing is used to show appreciation for the appearance, personality, or good things that others do.

Reflection

Students are guided to understand the context of the material and relate previous knowledge to new knowledge.



- Watch the video.

"Identify the congratulatory expressions presented in the video"

"what situation or context prompted someone in the video to give congratulations"

"What response or response was given by the recipient of the congratulations in the video"

- The teacher then introduces the importance of congratulating in a social context.
- The teacher provides a simple example situation: "Your friend just won a provincial debate competition. What would you say to them?"
- "So, in the next activity, we will create a congratulatory expression in the form of a project".

Research

Students gather relevant information to understand and construct expressions of congratulation.

Students identify and analyze compliment and response patterns in the dialog, as well as examine the congratulating and response.



- A: Congratulation on your special day, Happy birthday! Rara
R: Aww, Big thanks! I can't believe you remembered!
A: Of course I did! I hope you're having the best day ever.
R: You're seriously the sweetest. We have to celebrate later!



A: Hey Wawan! You absolutely crushed it at the debate competition!

W: Thanks! I was super nervous, but it ended up going really well.

A: No, seriously fantastic! You sounded so confident up there.

W: That really means a lot. Thanks for having my back!



A: Hey, I saw your post a baby, Props to You!

B: Thanks so much! We're over the moon...and honestly, a bit sleep deprived.

A: She's absolutely adorable. You guys are gonna be amazing parents.

B: Aw, that really means a lot thank you.



A: Whoa, is that your painting on the wall?

C: Yeah, it is! It actually got picked for the school art show.

A: No way, hats off! It looks incredible.

C: I appreciate it! Honestly, I didn't think it would get chosen.



A: Hey, Yesi! I just heard you graduated with honors that's amazing!, nice going!

Y: That's so kind of you! Yeah, I finally made it.

A: Congratulations! All your hard work really paid off.

Y: I really appreciate that. It was a challenge, but totally worth it.



A: Hey, Wandi! I just heard you landed the job at that tech company!

W: Yeah, I got the offer yesterday!

A: You did it! Kudos!, I had a feeling you'd get it.

W: Thanks! I'm really excited to start this new chapter.

Discovery

Students focus on analysis and conclusion complimenting


- Students are divided into groups and then work together to find expressions for congratulating each other in the following dialogue.
- Each group notes:
Congratulating
Situations in which they are used
Typical responses.



Application

Students designing dialogues in the form of comics as a project assignment based on the knowledge they have gained.

- Each group creates a conversation between two people using congratulating and responding to each other, then pour it into a comic strip.
- Make the comic as engaging as possible, adding facial expressions, setting, and color to make it lively and enjoyable to read!
- Here are some situations that are available
A friend's birthday
Passing an exam
Winning a competition
Getting a job
Getting a new sibling
Completing a big project
(Students can use other situations through watching YouTube videos).
- Ensure the comic dialogue includes:
 - Congratulating expressions (Congratulations!, Good job!, Well done!, etc).
 - Appropriate responses (Thanks!, I appreciate that!, That means a lot!, etc).
 - Students design a comic with a maximum of 6 boxes.
 - They write a short dialogue that includes congratulatory expressions and responses.
 - They also draw the characters and the setting (when and where).



Communication

Students present their results and conclude the learning.

- Each group displays and presents their comic project.
- After each group's performance, students and the teacher draw conclusions.
- When and how do we say congratulations?
- What expressions are appropriate for formal and informal use?
- The teacher concludes with a light quiz or short written reflection:
"What is your favorite way to say congratulations?"
"In what real situation would you like to try this expression?"

Reflection

Students are guided to understand the context of the complimenting material and relate previous knowledge to new knowledge.



- Watch the video.
"Have you ever received a compliment? How did it feel?"
"What is the importance of giving and receiving compliments in everyday life?"
- The teacher then introduces the importance of congratulating in a social context.

Research

Students gather relevant information to understand and construct expressions of complimenting.

Students identify and analyze compliment and response patterns in the descriptive text, as well as examine the sentence structure used in descriptive text.



My Inspiring Mom...

I have a mother who I believe is the most amazing person I've ever known. She always taught me about love, compassion, and kindness without expecting anything in return. She was truly a remarkable woman, and I deeply admire the positive energy she shared with everyone around her.

She was strong and brave. Whenever she believed something was right, she would stand up for it even if it meant facing difficulties. My mother never complained about her situation. She always gave her best and made sacrifices to ensure her children's happiness and well-being.

One day, she stood up against a group of people who had disturbed her peace. She faced them with such courage and determination that I said to her, "You're amazing, Mom. You really stood up to them without fear." She smiled and replied, "Thank you, I just did what I had to do. Anyone would have done the same in my place."

My mother truly deserves all the praise for her strength and for being such an inspiration to me.

Discovery


Students focus on analysis and conclusion complimenting

- Students are divided into groups and then work together to find expressions for complimenting each other in the descriptive text.
- Each group notes:
 - Who
 - What she's like
 - What she does
 - Complimenting expression.

Application

Students designing descriptive text as a project assignment based on the knowledge they have gained.

- Each group creates descriptive text based on what they have learned with a different theme.
- Make sure the text contains compliments and responses in accordance with the context.
- Insert at least 3 complimenting in the descriptive text.
- The video content consists of:
 - Introduction of group members and who the students will describe
 - Description text containing compliments
 - Why the students chose that person and how they were inspired.
- Take your video.



- After the video is ready, publish it on YouTube and include the following description.

Welcome to our English class project!

In this video, we present a group project where we describe someone inspiring in our lives using descriptive text. As part of the lesson, we also include complimenting expressions and how to respond to them in real life contexts. Complimenting is a simple but powerful way to make someone's day better and we had so much fun doing it!

This activity helps us practice:

- How to give sincere compliments
- How to respond politely
- How to write descriptive texts in English

We hope you enjoy watching our fun and educational video. Don't forget to like, comment, and subscribe for more classroom creativity!

Project by: (Name of the group)

Subject: English (Descriptive Text & Complimenting)

School: (Name of the school).



Communication

Students present their results and conclude the learning.

- Each group displays and presents their video project.
- After each group's performance, the students and teacher summarize what they have learned.
- Each group gives complimenting to other groups for the projects they have completed.
- When and how do we say complimenting?
- The teacher concludes with a light quiz or short written reflection:
"What is your favorite way to say congratulations?"
"In what real situation would you like to try this expression?"
- How did you feel giving and receiving compliments in this activity?
- What was the biggest challenge in creating this group video? How did your group overcome it?
- How did this project help you understand descriptive text and complimenting expressions?.

APENDDIX 8

Validation Checklist

Validation Checklist of Blueprint Design
"That's A Wonderful Performance"

The Researcher : A. Nuratia
 School Name : MA Ash Shalihin

The score:
 1: Very poor
 2: Poor
 3: Average
 4: Good
 5: Excellent

No.	Component	Criteria	Score				
			1	2	3	4	5
1	Course Content	The syllabus is in accordance with the syllabus of MA ash Shalihin.				✓	
		The content of the material learning modul is in accordance with the tenth-grade students of MA Ash Shalihin.				✓	
2	Learning Objectives	Learning objectives include integrated skills in English (reading, writing, speaking, and listening).				✓	
		The learning objectives are clearly stated.				✓	
3	Indicator	These indicators provide a learning experience for students to achieve learning objectives in English subjects.				✓	
		The indicators provide a learning experience for students to achieve learning objectives in English subjects.				✓	
		The indicators are clearly stated.				✓	

4	Skills	The syllabus supports actively developed English language skills.				✓	
5	Activity	The syllabus provides appropriate tasks for learners.				✓	
		Students are evaluated based on the learning objectives and indicators.				✓	
6	Evaluation	Teachers are evaluate based on learning objectives and indicators				✓	
		Students achievement can be measure fairly.				✓	

Source: Adapted from Rahayu (2022)

Gowa, 07 May 2025

Validator

Nur Azisah Azis, S.Pd., M.Hum.

Saran:

1. Selaraskan tingkatan yang ada pada Basic Competence dan indicator sesuai dengan taxonomy bloom.
2. Attach the evaluation on your syllabus
3. Pada Learning activities, anda sebaiknya menyesuaikan step pada PUSL.
4. Masukkan pancasila student profile.

Validation Checklist for the Module
"That'A Wonderful Performance"

The Researcher : A.Nuratia
 School Name : MA Ash Shalihin

The score:

- 1: Very poor
- 2: Poor
- 3: Average
- 4: Good
- 5: Excellent

Content Feasibility						
No.	Statement	1	2	3	4	5
1	The materials are in accordance with Standard Competency (SK) and Learning Goals (CP) of English lesson in Senior High School.				✓	
2	The materials are in accordance with the learning Indicators.			✓	✓	
3	The materials interactively and participatively represent PjBL model.				✓	
4	Input for reading (the text) in the materials is related to the topic of the chapter and Need Analysis.				✓	
5	Input for speaking (monologue/dialogue) in the materials is related to the topic of the chapter and Need Analysis.				✓	
6	Input for writing in the materials is related to the topic of the chapter and Need Analysis.				✓	
7	Vocabulary in the materials is related to the topic of the chapter.				✓	
8	Language function in the materials is related to the topic.				✓	
9	Task for reading in the materials is related to the learning Indicators of the chapter and Need Analysis.				✓	

10	Task for listening in the materials is related to the learning Indicators and Need Analysis.				✓	
11	Task for speaking in the materials is related to the learning Indicators and Need Analysis.				✓	
12	Task for writing in the materials is related to the learning Indicators and Need Analysis.				✓	
13	Task in learning vocabulary is related to the learning Indicators and Need Analysis.				✓	
14	Task in learning grammar is related to the learning Indicators and Need Analysis.				✓	
15	Task in learning pronunciation is related to the learning Indicators and Need Analysis.				✓	
16	The materials can encourage the students to explore more about the topic in their daily life.				✓	
17	The texts are direct in developing students' communication ability in order to achieve the social functions.				✓	
18	The materials can lead the students to develop their personal, social, and academic related to their English proficiency				✓	
19	The materials are developed into PjBL model in an appropriate form.				✓	
20	PjBL model that is developing in the materials are suitable with the topic, input, and the task in the materials.				✓	
21	The form PjBL model in the materials is balanced with the English textbook.				✓	
22	Task for reading in the materials is related to the learning Indicators of the chapter and Need Analysis.				✓	
<p>Suggestion:</p> <p>1. indikator pada syllabus anda memuat the social function, text structure dsb tapi tidak ada pada module anda.</p> <p>2.</p>						

Design Feasibility						
No.	Statement	1	2	3	4	5
1	The presentation of materials clearly divides the opening (Cover), content of Materials, and activities.				✓	
2	The main part of materials is arranged systematically based on the stages of PjBL model, namely start with the big question, design a plan for the project, create a schedule, Monitor the progress of the project, assess the outcome, evaluate the experience.				✓	
3	The tasks are representing the characteristics PjBL model				✓	
4	The materials interactively and participatively build the interaction in English between students, students and teachers, and between students and wider environment.				✓	
5	The materials can encourage the students to do various communicative task creatively and critically.				✓	
6	The materials and tasks presentation encourage students to be responsible for their own learning.				✓	
7	The materials encourage the students to recognize their success and inadequacy in learning process.				✓	
8	The learning settings are related to Need Analysis.				✓	
Suggestion:						

Language Feasibility						
No.	Statement	1	2	3	4	5
1	The language in input, task, and instruction is clear and understandable.				✓	
2	The language in input, task, and instruction is interactive and communicative				✓	
3	The language used in input, task, and instruction is suitable with students' cognitive development level				✓	
4	The language in input, task, and instruction is appropriate in the aspect of grammar, spelling, and punctuation.				✓	
<p>Suggestion:</p>						
Graphic Feasibility						
No.	Statement	1	2	3	4	5
1	The materials are printed using ISO standard size (A4, A5, or B5).				✓	
2	The settings of the cover, chapter title, sub-chapter title, illustration, picture explanation, and page number are proportional and do not disturb the students during the learning process.				✓	
3	The use of letter/character variation (bold, italic, capital) is appropriate and do not too various in type and color.				✓	
4	The illustrations (picture, graphic, table, etc.) are aesthetic and functional.				✓	
5	The color of the book holistically and in each unit are proportional and do not disturb the students during the learning process.				✓	
6	The whole design of the module is holistically interesting.				✓	

Suggestion:

- selaraskan font dan size dan jika dalam module banyak penyalinan maka cari font yang bagus dan tidak monoton agar bisa lebih eye-catching.
- Skala penilaian juga diperhatikan.

Additional/further suggestions for the module improvement

Source: Adapted from Rahayu (2022)

Gowa, 07 May 2025

Validator

Nur Azisah Azis, S.Pd., M.Hum.

Validation Checklist of Blueprint Syllabus Design
"That's A Wonderful Performance"

The Researcher : A. Nuratia

School Name : MA Ash Shalihin

The score:

1: Very poor

2: Poor

3: Average

4: Good

5: Excellent

No.	Component	Criteria	Score				
			1	2	3	4	5
1	Course Content	The syllabus is in accordance with the syllabus of MA ash Shalihin.			✓		
		The content of the material learning modul is in accordance with the tenth-grade students of MA Ash Shalihin.				✓	
2	Learning Objectives	Learning objectives include integrated skills in English (reading, writing, speaking, and listening).			✓		
		The learning objectives are clearly stated.				✓	
3	Indicator	These indicators provide a learning experience for students to achieve learning objectives in English subjects.				✓	

4	Skills	The syllabus supports actively developed English language skills.			✓		
5	Activity	The syllabus provides appropriate tasks for learners.					
		Students are evaluated based on the learning objectives and indicators.			✓		
6	Evaluation	Teachers are evaluate based on learning objectives and indicators.				✓	
		Students achievement can be measure fairly.					

Gowa, 26 May 2025

Validator



Subhan Rahmat, M.Pd.

Validation Checklist for the Module
"That's A Wonderful Performance"

The Researcher : A. Nuratia
 School Name : MA Ash Shalihin

The score:

- 1: Very poor
- 2: Poor
- 3: Average
- 4: Good
- 5: Excellent

Content Feasibility						
No.	Statement	1	2	3	4	5
1	The materials are in accordance with Standard Competency (SK) and Learning Goals (CP) of English lesson in Senior High School.			✓		
2	The materials are in accordance with the learning Indicators.			✓		
3	The materials interactively and participatively represent PjBL model.			✓		
4	Input for reading (the text) in the materials is related to the topic of the chapter and Need Analysis.				✓	
5	Input for speaking (monologue/dialogue) in the materials is related to the topic of the chapter and Need Analysis.			✓		
6	Input for writing in the materials is related to the topic of the chapter and Need Analysis.			✓		
7	Vocabulary in the materials is related to the topic of the chapter.				✓	
8	Language function in the materials is related to the topic.			✓		
9	Task for reading in the materials is related to the learning Indicators of the chapter and Need Analysis.			✓		

10	Task for listening in the materials is related to the learning Indicators and Need Analysis.			✓		
11	Task for speaking in the materials is related to the learning Indicators and Need Analysis.				✓	
12	Task for writing in the materials is related to the learning Indicators and Need Analysis.			✓		
13	Task in learning vocabulary is related to the learning Indicators and Need Analysis.			✓		
14	Task in learning grammar is related to the learning Indicators and Need Analysis.				✓	
15	Task in learning pronunciation is related to the learning Indicators and Need Analysis.			✓		
16	The materials can encourage the students to explore more about the topic in their daily life.				✓	
17	The texts are direct in developing students' communication ability in order to achieve the social functions.			✓		
18	The materials can lead the students to develop their personal, social, and academic related to their English proficiency.			✓		
19	The materials are developed into PjBL model in an appropriate form.				✓	
20	PjBL model that is developing in the materials are suitable with the topic, input, and the task in the materials.				✓	
21	The form PjBL model in the materials is balanced with the English textbook.			✓		
22	Task for reading in the materials is related to the learning Indicators of the chapter and Need Analysis.			✓		
Suggestion:						

Design Feasibility						
No.	Statement	1	2	3	4	5
1	The presentation of materials clearly divides the opening (Cover), content of materials, and activities.				✓	
2	The main part of materials is arranged systematically based on the stages of PjBL model, namely start with the big question, design a plan for the project, create a schedule, Monitor the progress of the project, assess the outcome, evaluate the experience.				✓	
3	The tasks are representing the characteristics PjBL model.				✓	
4	The materials interactively and participatively build the interaction in English between students, students and teachers, and between students and wider environment.				✓	
5	The materials can encourage the students to do various communicative task creatively and critically.			✓		
6	The materials and tasks presentation encourage students to be responsible for their own learning.				✓	
7	The materials encourage the students to recognize their success and inadequacy in learning process.			✓		
8	The learning settings are related to Need Analysis.				✓	
Suggestion:						

Language Feasibility						
No.	Statement	1	2	3	4	5
1	The language in input, task, and instruction is clear and understandable.			✓		
2	The language in input, task, and instruction is interactive and communicative.			✓		
3	The language used in input, task, and instruction is suitable with students' cognitive development level.			✓		
4	The language in input, task, and instruction is appropriate in the aspect of grammar, spelling, and punctuation.			✓		
Suggestion:						
Graphic Feasibility						
No.	Statement	1	2	3	4	5
1	The materials are printed using ISO standard size (A4, A5, or B5).				✓	
2	The settings of the cover, chapter title, sub-chapter title, illustration, picture explanation, and page number are proportional and do not disturb the students during the learning process.				✓	
3	The use of letter/character variation (bold, italic, capital) is appropriate and do not too various in type and color.				✓	
4	The illustrations (picture, graphic, table, etc.) are aesthetic and functional.				✓	
5	The color of the book holistically and in each chapter are proportional and do not disturb the students during the learning process.			✓		
6	The whole design of the module is holistically interesting.			✓		

Suggestion:

Additional/further suggestions for the module improvement

Gowa, 26 May 2025

Validator



Subhan Rahmat, M.Pd.

Validation Checklist of Blueprint Design
"That's A Wonderful Performance"

The Researcher : A. Nuratia

School Name : MA Ash Shalihin

The score:

- 1: Very poor
 2: Poor
 3: Average
 4: Good
 5: Excellent

No.	Component	Criteria	Score				
			1	2	3	4	5
1	Course Content	The syllabus is in accordance with the syllabus of MA ash Shalihin.					✓
		The content of the material learning modul is in accordance with the tenth-grade students of MA Ash Shalihin.					✓
2	Learning Objectives	Learning objectives include integrated skills in English (reading, writing, speaking, and listening).					✓
		The learning objectives are clearly stated.					✓
3	Indicator	These indicators provide a learning experience for students to achieve learning objectives in English subjects.				✓	
		The indicators provide a learning experience for students to achieve learning objectives in English subjects.					✓
		The indicators are clearly stated.				✓	

4	Skills	The syllabus supports actively developed English language skills.					✓
5	Activity	The syllabus provides appropriate tasks for learners.				✓	
		Students are evaluated based on the learning objectives and indicators.					✓
6	Evaluation	Teachers are evaluate based on learning objectives and indicators					✓
		Students achievement can be measure fairly.					✓

Source: Adapted from Rahayu (2022)

Gowa, 13 May 2025

Validator



Hesti Nurfatihah S.Pd.

Validation Checklist for the Module
"That's A Wonderful Performance"

The Researcher : A.Nuratia
 School Name : MA Ash Shalihin

The score:

- 1: Very poor
- 2: Poor
- 3: Average
- 4: Good
- 5: Excellent

Content Feasibility						
No.	Statement	1	2	3	4	5
1	The materials are in accordance with Standard Competency (SK) and Learning Goals (CP) of English lesson in Senior High School.					✓
2	The materials are in accordance with the learning Indicators.					✓
3	The materials interactively and participatively represent PjBL model.					✓
4	Input for reading (the text) in the materials is related to the topic of the chapter and Need Analysis.					✓
5	Input for speaking (monologue/dialogue) in the materials is related to the topic of the chapter and Need Analysis.				✓	
6	Input for writing in the materials is related to the topic of the chapter and Need Analysis.				✓	
7	Vocabulary in the materials is related to the topic of the chapter.					✓
8	Language function in the materials is related to the topic.					✓
9	Task for reading in the materials is related to the learning Indicators of the chapter and Need Analysis.					✓

10	Task for listening in the materials is related to the learning Indicators and Need Analysis.					✓
11	Task for speaking in the materials is related to the learning Indicators and Need Analysis.				✓	
12	Task for writing in the materials is related to the learning Indicators and Need Analysis.					✓
13	Task in learning vocabulary is related to the learning Indicators and Need Analysis.					✓
14	Task in learning grammar is related to the learning Indicators and Need Analysis.					✓
15	Task in learning pronunciation is related to the learning Indicators and Need Analysis.					✓
16	The materials can encourage the students to explore more about the topic in their daily life.					✓
17	The texts are direct in developing students' communication ability in order to achieve the social functions.				✓	
18	The materials can lead the students to develop their personal, social, and academic related to their English proficiency				✓	
19	The materials are developed into PjBL model in an appropriate form.					✓
20	PjBL model that is developing in the materials are suitable with the topic, input, and the task in the materials.					✓
21	The form PjBL model in the materials is balanced with the English textbook.					✓
22	Task for reading in the materials is related to the learning Indicators of the chapter and Need Analysis.					✓
Suggestion: The contents of the module are in accordance with the syllabus						

Design Feasibility						
No.	Statement	1	2	3	4	5
1	The presentation of materials clearly divides the opening (Cover).					✓
2	The main part of materials is arranged systematically based on the stages of PjBL model, namely start with the big question, design a plan for the project, create a schedule, Monitor the progress of the project, assess the outcome, evaluate the experience.				✓	
3	The tasks are representing the characteristics PjBL model					✓
4	The materials interactively and participatively build the interaction in English between students, students and teachers, and between students and wider environment.					✓
5	The materials can encourage the students to do various communicative task creatively and critically.					✓
6	The materials and tasks presentation encourage students to be responsible for their own learning.				✓	
7	The materials encourage the students to recognize their success and inadequacy in learning process.					✓
8	The learning settings are related to Need Analysis.					✓
Suggestion: The design is more attractive and creative appropriate images						

Language Feasibility						
No.	Statement	1	2	3	4	5
1	The language in input, task, and instruction is clear and understandable.					✓
2	The language in input, task, and instruction is interactive and communicative				✓	
3	The language used in input, task, and instruction is suitable with students' cognitive development level					✓
4	The language in input, task, and instruction is appropriate in the aspect of grammar, spelling, and punctuation.					✓
Suggestion: overall the language style is good .						
Graphic Feasibility						
No.	Statement	1	2	3	4	5
1	The materials are printed using ISO standard size (A4, A5, or B5).					✓
2	The settings of the cover, chapter title, sub-chapter title, illustration, picture explanation, and page number are proportional and do not disturb the students during the learning process.				✓	
3	The use of letter/character variation (bold, italic, capital) is appropriate and do not too various in type and color.					✓
4	The illustrations (picture, graphic, table, etc.) are aesthetic and functional.					✓
5	The color of the book holistically and in each unit are proportional and do not disturb the students during the learning process.					✓
6	The whole design of the module is holistically interesting.				✓	

Suggestion:

Additional/further suggestions for the module improvement

Source: Adapted from Rahayu (2022)

Gowa, 15 May 2025

Validator



Hesti Nurfatihah S.Pd.

Documentation



CURRICULUM VITAE



The researcher of the thesis entitled **“Developing English Supplementary of “That’s A Wonderful Performance” Based on Project Based Learning Model for the Students of MA Ash-Shalihin “**, A researcher named A.Nuratia was

born in Bontorannu, Bulukumba Regency on March 17, 2003. She is the fourth of four children of Mr. Sangkala (deceased) and Mrs. Andi Sari (deceased). She graduated from SD Negeri 337 Mallombong in 2015 then continued at Madrasah Tsanawiyah Negeri 5 Bulukumba and graduated in 2018, then at SMK Negeri 7 Bulukumba graduated in 2021, after graduating the researcher continued her education at Alauddin State Islamic University Makassar majoring in English Language Education. This thesis was written by the researcher as one of the requirements to obtain a Bachelor's degree in the English Language Education study program. In living her academic and personal life, the researcher adheres to the principle of life "Trying the best and as much as possible the results the researcher leaves to the Almighty".