

# Rahma Muin

## art

 Quick Submit Quick Submit Universitas Pendidikan Ganesha

---

### Document Details

Submission ID

trn:oid::1:3428706592

Submission Date

Dec 1, 2025, 8:46 AM GMT+7

Download Date

Dec 1, 2025, 8:48 AM GMT+7

File Name

8821-IJIRSS20258\_282\_293311-3322.pdf

File Size

636.0 KB

12 Pages





7,788 Words

47,006 Characters




# 17% Overall Similarity

The combined total of all matches, including overlapping sources, for each database.

## Match Groups

-  **96 Not Cited or Quoted 15%**  
Matches with neither in-text citation nor quotation marks
-  **15 Missing Quotations 2%**  
Matches that are still very similar to source material
-  **7 Missing Citation 1%**  
Matches that have quotation marks, but no in-text citation
-  **0 Cited and Quoted 0%**  
Matches with in-text citation present, but no quotation marks

## Top Sources

- 0%  Internet sources
- 16%  Publications
- 8%  Submitted works (Student Papers)

## Integrity Flags

### 0 Integrity Flags for Review

No suspicious text manipulations found.

Our system's algorithms look deeply at a document for any inconsistencies that would set it apart from a normal submission. If we notice something strange, we flag it for you to review.

A Flag is not necessarily an indicator of a problem. However, we'd recommend you focus your attention there for further review.

## Match Groups

- 96 Not Cited or Quoted 15%**  
Matches with neither in-text citation nor quotation marks
- 15 Missing Quotations 2%**  
Matches that are still very similar to source material
- 7 Missing Citation 1%**  
Matches that have quotation marks, but no in-text citation
- 0 Cited and Quoted 0%**  
Matches with in-text citation present, but no quotation marks

## Top Sources

- 0% Internet sources**
- 16% Publications**
- 8% Submitted works (Student Papers)**

## Top Sources

The sources with the highest number of matches within the submission. Overlapping sources will not be displayed.

<b>1</b>	Student papers		
	Universitas PGRI Madiun		2%
<b>2</b>	Publication		
	"The Palgrave Handbook of fintech in Africa and Middle East", Springer Science a...		2%
<b>3</b>	Student papers		
	Universitas Negeri Jakarta		2%
<b>4</b>	Publication		
	Farhad Taghizadeh-Hesary, Hassanudin Mohd Thas Thaker, M. Ishaq Bhatti, Moh...		1%
<b>5</b>	Student papers		
	University of Ulster		<1%
<b>6</b>	Publication		
	Akilu Aliyu Shinkafi, Sani Yahaya, Tijjani Alhaji Sani. "Realising financial inclusion i...		<1%
<b>7</b>	Publication		
	Faizi Faizi, Ade Nur Rohim Rohim, Mhd Handika Surbakti Surbakti, Misbahul Muni...		<1%
<b>8</b>	Publication		
	Peterson Kitakogelu Ozili. "Has financial inclusion made the financial sector riski...		<1%
<b>9</b>	Publication		
	"Banking on Inclusion", Springer Science and Business Media LLC, 2025		<1%
<b>10</b>	Publication		
	"Recent Developments in Computational Finance and Business Analytics", Spring...		<1%

11	Publication	David Mhlanga, Mufaro Dzingirai. "Financial Inclusion and Sustainable Developm...	<1%
12	Publication	George Okello Candiya Bongomin, Pierre Yourougou, John C. Munene. "Digital fin...	<1%
13	Publication	Hsien-che Lai, Yi-chia Chiu, Horng-der Leu. "Innovation capacity comparison of Ch...	<1%
14	Publication	Iris H-Y Chiu, Gudula Deipenbrock. "Routledge Handbook of Financial Technology...	<1%
15	Publication	Pathan, Sana Shamshadkhan. "Financial Development and Economic Growth: A C...	<1%
16	Student papers	Southern Technical University	<1%
17	Student papers	Midlands State University	<1%
18	Student papers	Polytechnic Institute Australia	<1%
19	Publication	Han Phoumin, Farhad Taghizadeh-Hesary, Fukunari Kimura, Rabindra Nepal. "Gr...	<1%
20	Publication	Corchado, Trenton A.. "The Future of Financial Services: How Fintech Is Reshaping...	<1%
21	Publication	Mohammad Bitar, Kuntara Pukthuanthong, Thomas Walker. "Efficiency in Islamic...	<1%
22	Publication	Rachida El Yamani, Younes El Khattab, Jihad Ait soussane. "Financial inclusion as ...	<1%
23	Publication	Benedict Okey Oramah, Oyeyemi Kale. "Trade and Investment in Africa - A Resear...	<1%
24	Publication	Usman, Nafisa. "FinTech and Money Laundering in Nigeria Moderating Effect of F...	<1%

25	Publication	"Applications of Block Chain technology and Artificial Intelligence", Springer Scie...	<1%
26	Publication	Gauss, Jennifer Lee. "Correlational Study of Financial Literacy in the Digital Age", ...	<1%
27	Publication	Diane L. Moore. "Overcoming Religious Illiteracy", Springer Science and Business ...	<1%
28	Publication	Edib Smolo, Muhammad Omer Rafique. "Islamic Green Finance - Towards Ethical ...	<1%
29	Publication	Gülcü, Abdullah. "Essays on Financialization, Income Inequality and Growth.", Mi...	<1%
30	Student papers	University of Witwatersrand	<1%
31	Publication	Karim Hamza. "Emerging Markets and the Digital Economy - A Framework for En...	<1%
32	Student papers	University of Applied Sciences Berlin	<1%
33	Student papers	University of Birmingham	<1%
34	Student papers	Concordia University	<1%
35	Student papers	FoEN	<1%
36	Student papers	Vrije Universiteit Amsterdam	<1%
37	Publication	Rihab Grassa. "Shariah supervisory systems in Islamic finance institutions across ...	<1%
38	Publication	Abdul Aziz, Umma Naima. "Rethinking digital financial inclusion: Evidence from B...	<1%

39	Publication	Heinz D. Kurz, Marlies Schütz, Rita Strohmaier, Stella S. Zilian. "The Routledge Ha...	<1%
40	Publication	Pantelis Pergantis, Victoria Bamicha, Aikaterini Doulou, Antonios I. Christou et al....	<1%
41	Publication	Aijaz A. Shaikh, Heikki Karjaluo. "Marketing and Mobile Financial Services - A Gl...	<1%
42	Publication	Albert Agyei, Godfrey Baah, Isaac Anowuo, Ebenezer Owusu Yeboah, Williams Kw...	<1%
43	Student papers	Glasgow Caledonian University	<1%
44	Publication	Hopali, Egemen. "An Analysis of Customer Attitudes Towards Technology Driven ...	<1%
45	Publication	Jayanta Chakraborti, Shalini Aggarwal, Pardeep Kumar. "FinTech 5.0 - The Journey...	<1%
46	Publication	Munish Gupta, Nilesh Arora, Aijaz A. Shaikh. "FinTech and Financial Inclusion - Le...	<1%
47	Publication	Norsalehe, Natalia Inani Binti. "Entrepreneurial Orientation and SME Performanc...	<1%
48	Publication	Nyanhete, Alois Itayi. "Mobile Money-Enabled International Remittances and Fina...	<1%
49	Publication	Ochieng, Consolata. "Exploring Strategies Financial Services Business Leaders Us...	<1%
50	Publication	Stefan Baumgarten, Michael Tieber. "The Routledge Handbook of Translation Tec...	<1%
51	Publication	Ogochukwu Monye. "Digital Financial Inclusion and Regulation", Routledge, 2022	<1%
52	Publication	Kuchukov, Abdulkarim. "Islamic Finance in Russia: Prospects and Challenges", Ha...	<1%

16

International Journal of Innovative Research and Scientific Studies, 8(2) 2025, pages: 3311-3322



ISSN: 2617-6548

URL: [www.ijirss.com](http://www.ijirss.com)



36

## The evolution of Islamic finance in the digital age: Analyzing asset growth patterns and stakeholder attitudes in emerging market economies

Rahmawati Muin<sup>1\*</sup>, Helmy Syamsuri<sup>2</sup>, Syamsiah<sup>3</sup>, Fauziah<sup>4</sup>, Bayu Taufiq Possumah<sup>5</sup>

<sup>1</sup>Universitas Islam Negeri (UIN) Alauddin, Indonesia.

<sup>2</sup>Sekolah Tinggi Ilmu Ekonomi YPUP Makassar, Indonesia.

<sup>3</sup>Institut Agama Islam DDI Sidenreng Rappang, Indonesia.

<sup>4</sup>Institut Agama Islam DDI Polman, Indonesia.

<sup>5</sup>Institut Agama Islam Tazkia, Indonesia.

Corresponding author: Rahmawati Muin (Email: [rahmawati.muin@uin-alauddin.ac.id](mailto:rahmawati.muin@uin-alauddin.ac.id))

30

### Abstract

24

2

2

4

This study examines the transformative role of Digital Financial Services (DFS) in the growth and operational efficiency of Islamic Finance Institutions (IFIs) in emerging market economies. By employing a mixed-methods approach, the research combines quantitative financial analysis and qualitative stakeholder insights to assess the impact of DFS on asset growth, customer base expansion, and profitability. The results indicate that DFS has significantly enhanced financial inclusion, particularly in underserved regions, through innovations like mobile banking and digital payments. The analysis reveals a strong correlation between DFS adoption and increased operational efficiency and reduced transaction costs. The research highlights the need for collaboration among regulators, IFIs, and fintech providers to foster sustainable growth and advance financial inclusion. Challenges related to Sharia compliance, regulatory frameworks, and technological infrastructure require targeted strategies for effective DFS implementation. By addressing the identified challenges, DFS has the potential to reshape Islamic finance and contribute significantly to the broader economic development of emerging markets, creating more inclusive and efficient financial systems.

**Keywords:** Asset growth, digital age, emerging market, Islamic finance, stakeholder attitudes.

1

**DOI:** 10.53894/ijirss.v8i2.6001

**Funding:** This study received no specific financial support.

**History:** Received: 28 February 2025 / Revised: 31 March 2025 / Accepted: 3 April 2025 / Published: 8 April 2025

**Copyright:** © 2025 by the authors. This article is an open access article distributed under the terms and conditions of the Creative Commons Attribution (CC BY) license (<https://creativecommons.org/licenses/by/4.0/>).

**Competing Interests:** The authors declare that they have no competing interests.

**Authors' Contributions:** All authors contributed equally to the conception and design of the study. All authors have read and agreed to the published version of the manuscript.

**Transparency:** The authors confirm that the manuscript is an honest, accurate, and transparent account of the study; that no vital features of the study have been omitted; and that any discrepancies from the study as planned have been explained. This study followed all ethical practices during writing.

**Publisher:** Innovative Research Publishing

## 1. Introduction

The increasing adoption of digital financial services (DFS) has fundamentally transformed the global financial landscape, particularly in emerging market economies. Islamic finance institutions, which operate under the principles of Shariah law, are no exception to this trend. Digital financial services, including mobile banking, digital payments, and online financing platforms, are playing a crucial role in enhancing financial inclusion and operational efficiency within these institutions [1]. With the rise of digital platforms, Islamic finance institutions can now offer Shariah-compliant financial products to previously underserved populations, contributing to their growth and market penetration [2].

Despite the clear advantages of DFS, there is still a significant gap in the literature regarding their specific impact on Islamic finance institutions, particularly in the context of emerging markets [3]. While some studies have examined the general effects of digital technologies on financial institutions [4, 5] few have focused on the unique challenges and opportunities faced by Islamic finance institutions. This research gap is particularly relevant given the distinct operational frameworks of Islamic finance, which require adherence to Shariah principles such as the prohibition of interest (*riba*) and speculative transactions (*gharar*) [6].

The urgency of this research lies in the growing demand for financial inclusion in emerging markets, where traditional financial services often fail to reach large segments of the population. Islamic finance institutions, supported by digital innovations, are well-positioned to bridge this gap and foster economic development [7]. However, to fully realize the benefits of DFS, these institutions must overcome challenges related to regulatory frameworks, digital infrastructure, and consumer trust [8]. Moreover, previous studies have not sufficiently addressed the long-term impact of DFS on key growth indicators such as asset expansion, customer base growth, and profitability in Islamic finance.

This study aims to fill this research gap by providing a comprehensive analysis of the impact of digital financial services on the growth and development of Islamic finance institutions in emerging market economies. It builds on the existing body of literature by focusing specifically on the role of DFS in enabling broader access to Shariah-compliant financial products and improving operational efficiencies [9]. The novelty of this research lies in its mixed-method approach, combining quantitative financial performance analysis with qualitative insights gathered through surveys and interviews, to provide a more nuanced understanding of the challenges and opportunities faced by these institutions [10].

The primary objective of this research is to assess the relationship between the adoption of DFS and the growth of Islamic finance institutions in emerging markets. By identifying key factors that contribute to asset expansion, customer base growth, and profitability, this study offers valuable insights for policymakers and financial institutions. Additionally, the findings of this research will contribute to the development of strategies aimed at enhancing the digital capabilities of Islamic finance institutions, ultimately promoting financial inclusion and sustainable economic growth in emerging markets [11]. The study's broader significance lies in its potential to inform regulatory and institutional reforms that support the digital transformation of Islamic finance.

Recent studies on the impact of digital financial services (DFS) on the growth of Islamic finance institutions in emerging markets have yielded valuable insights over the past five years. Mansour and Bhatti [12] found that the adoption of digital technologies, particularly mobile banking, significantly contributed to financial inclusion in Islamic finance institutions in developing economies by expanding access to Shariah-compliant financial services. Similarly, Hassan and Ali [13] identified that digital payment services reduced transaction costs and enhanced operational efficiency, making Islamic financial institutions more competitive.

Abdullah, et al. [14] demonstrated that online financing platforms improved access to financial services for underserved populations in emerging markets, emphasizing the critical role of technological infrastructure in supporting institutional growth. In another study, Rahman and Farooq [15] showed that digital technology adoption in Islamic finance institutions led to higher customer satisfaction by enhancing the user experience when accessing Shariah-compliant products, positively influencing customer loyalty. Lastly, Khan and Ahmed [16] highlighted the regulatory challenges in adopting digital technologies within the Islamic finance sector, emphasizing the need for supportive policies and digital infrastructure to drive innovation and institutional growth.

While these studies provide valuable insights, there are noticeable gaps. Mansour and Bhatti [12] did not delve deeply into the impact of digital adoption on asset growth and profitability. Hassan and Ali [13] primarily focused on operational efficiency and cost reduction, leaving the effects of digitalization on market expansion and customer base growth underexplored. Abdullah, et al. [14] emphasized access to services but lacked analysis on the role of DFS in improving profitability for Islamic finance institutions. Rahman and Farooq [15] concentrated on customer satisfaction but did not examine the long-term impact of DFS on key growth indicators such as asset expansion and customer acquisition. Meanwhile, Khan and Ahmed [16] focused on regulatory challenges but did not address how these barriers could be overcome to fully leverage digital technologies for institutional growth.

The novelty of this research lies in its comprehensive and integrative approach to examining the impact of DFS on the growth of Islamic finance institutions in emerging markets. Unlike previous studies, this research not only addresses operational efficiency and customer satisfaction but also explores key growth indicators such as asset expansion, customer base growth, and profitability. By employing a mixed-method approach—combining quantitative financial performance analysis with qualitative insights—this study provides a deeper understanding of both the challenges and opportunities presented by digitalization. Additionally, this research offers practical recommendations for overcoming regulatory and infrastructural barriers, contributing new perspectives on how Islamic finance institutions can harness DFS to achieve sustainable growth.

This research provides several key benefits, both in theoretical and practical contexts, for the growth of Islamic finance institutions in emerging market economies. Firstly, it contributes to the academic body of knowledge by offering a



15

44

comprehensive analysis of the relationship between digital financial services (DFS) and the growth indicators of Islamic financial institutions, such as asset expansion, profitability, and customer base growth. While many previous studies focus on specific aspects such as operational efficiency or customer satisfaction, this research integrates these areas to provide a holistic view, filling significant gaps in the literature. On a practical level, the findings from this study will offer valuable insights for Islamic financial institutions, guiding them in formulating strategies to enhance their digital transformation. By understanding how DFS contributes to both operational improvements and market expansion, financial institutions can optimize their services to reach broader populations, particularly in underserved markets. This, in turn, can significantly increase financial inclusion and promote sustainable economic growth.

For policymakers and regulators, the study identifies critical regulatory and infrastructural challenges that hinder the full adoption of DFS in Islamic finance. By highlighting these obstacles and offering recommendations on how to overcome them, the research provides a foundation for developing supportive policies and regulatory frameworks that can facilitate the digitalization of Islamic financial institutions.

2

31

2

4

Moreover, for technology providers and investors, the study underscores the importance of investing in digital infrastructure and innovation, revealing the potential for significant growth in emerging markets where Islamic finance is rapidly expanding. By addressing the demand for digital financial services and infrastructure, these stakeholders can tap into new opportunities for development and innovation within the sector. In summary, this research benefits a broad range of stakeholders by providing a roadmap for enhancing the digital capabilities of Islamic finance institutions, fostering financial inclusion, and driving sustainable growth in emerging markets.

## 2. Literature Review and Theoretical Framework

### 2.1. Theoretical Foundations of DFS in Islamic Finance

The theoretical underpinning of digital financial services' impact on Islamic finance draws heavily from two fundamental economic theories. Schumpeter [17] concept of "creative destruction" provides a framework for understanding how technological innovation in Islamic finance disrupts traditional banking models while creating new opportunities. This theory is particularly relevant as DFS has revolutionized Islamic banking operations, enabling new Shariah-compliant solutions that challenge conventional banking paradigms. Complementing this, Beck's theory of financial inclusion [18] emphasizes how access to financial services drives economic development, especially in emerging markets. The integration of these theoretical perspectives provides a robust foundation for analyzing how DFS transforms Islamic finance institutions' ability to serve their markets while maintaining Sharia compliance.

### 2.2. Previous Studies on DFS and Islamic Finance

Prior research has predominantly focused on the broader implications of financial technology in emerging markets. Demirgüç-Kunt, et al. [5] explored the general benefits of fintech and financial inclusion, providing valuable insights into digital transformation's role in financial services. However, their study did not specifically address the unique aspects of Islamic finance. In this sense, according to El-Gamal [6] Islamic finance operates within a distinct framework that requires adherence to Sharia principles, which place an emphasis on risk-sharing, ethical finance, and the prohibition of interest (*riba*) and undue uncertainty (*gharar*). Nienhaus [19] suggested that conservative regulatory environments would slow fintech adoption in Islamic finance, a prediction that recent data challenges. The current acceleration in DFS adoption among Islamic Finance Institutions indicates a more dynamic environment than previously anticipated, particularly regarding regulatory adaptation to new technologies.

2

### 2.3. Empirical Evidence from Emerging Markets

Recent empirical evidence demonstrates the transformative impact of DFS on Islamic finance in emerging markets. The data reveals significant growth in customer reach, expanding from 120 million in 2018 to 200 million by 2023. This expansion coincides with a dramatic increase in DFS adoption rates among Islamic Finance Institutions, rising from 25% in 2018 to 80% in 2023. Operational efficiency metrics further support this trend, with institutions showing improvement from 0.75 to 0.85 on the operational efficiency index following DFS implementation. These improvements are particularly pronounced in regions with large Muslim populations, such as Southeast Asia, the Middle East, and Sub-Saharan Africa, where digital innovation has helped overcome limitations in traditional banking infrastructure.

31

### 2.4. Regulatory and Shariah Compliance Perspectives

The literature reveals ongoing challenges in balancing innovation with regulatory compliance and Shariah requirements. Stakeholder interviews indicate that 55% of Shariah scholars express concerns about digital platforms' adherence to Islamic principles, particularly regarding the avoidance of *riba* (interest), *gharar* (excessive uncertainty), and *haram* (unethical) investments. The regulatory environment presents additional challenges, with 45% of regulators noting inadequate frameworks for governing digital services in Islamic finance. These findings highlight the need for specialized fintech solutions that can maintain Shariah compliance while delivering innovative financial services.

7

### 2.5. Integration of Digital Innovation and Traditional Islamic Banking

The synthesis of existing literature suggests that successful integration of DFS in Islamic finance requires careful consideration of both technological capabilities and religious principles. The reduction in transaction costs by 15% (compared to 5% in the pre-DFS era) demonstrates the tangible benefits of this integration. However, the literature also emphasizes the

importance of developing specialized solutions that can bridge the gap between modern financial technology and Islamic banking principles, particularly in areas such as smart contracts and digital payment systems.

### 3. Research Methods

This study employs a mixed-method approach, integrating both qualitative and quantitative methodologies to examine the impact of digital financial services (DFS) on the growth of Islamic finance institutions (IFIs) in emerging market economies. This mixed-method design is intended to provide a comprehensive analysis by combining numerical data with contextual insights from relevant stakeholders and theoretical perspectives.

Quantitatively it analyses growth metrics of Islamic finance institutions in selected emerging markets before and after the introduction of DFS, using panel data to identify correlations and trends. The qualitative component includes interviews with key stakeholders in the Islamic finance sector, such as regulators, banking professionals, and customers, to understand perceptions of DFS adoption and its impact on operational efficiency and market reach.

The data for this research is sourced from a wide range of secondary literature, including academic journals, financial reports from international financial institutions such as the World Bank and the Islamic Financial Services Board (IFSB)[20], as well as industry reports on fintech and Islamic finance. Additional data is drawn from case studies on the adoption of DFS by IFIs in emerging markets, offering both global and region-specific perspectives. The quantitative financial data used to measure growth metrics—such as assets under management, transaction volumes, and customer reach—is supplemented with qualitative data obtained through reports and interviews with key industry professionals, regulators, and Sharia scholars, as detailed in existing literature [5, 19].

The primary data collection method used in this study is library research (also known as desk research), which involves systematically reviewing and synthesizing available literature. This includes peer-reviewed articles, financial performance reports, regulatory publications, and white papers that address both digital financial services and Islamic finance. By relying on well-established and authoritative sources, the research ensures that the analysis is grounded in credible and relevant data.

The analysis focuses on the period from 2015 onwards due to three critical developments that revolutionized data quality and market structure in Islamic finance: *first*, the emergence of FinTech 2.0 which marked the beginning of systematic digital transformation in Islamic financial services; *second*, the implementation of Basel III regulatory frameworks in key Islamic finance markets that standardized reporting requirements; and *third*, the establishment of comprehensive data collection protocols by the Islamic Financial Services Board (IFSB) that enabled more reliable and consistent tracking of the sector's growth metrics.

For data analysis, the study utilizes thematic analysis as the primary qualitative technique. Thematic analysis involves identifying and analyzing patterns or themes that emerge from the literature, with particular attention to recurring concepts such as financial inclusion, operational efficiency, and regulatory challenges in the context of DFS and IFIs. Through this method, the study highlights common trends in how DFS has influenced the growth of Islamic finance across different emerging market contexts. Quantitative data, such as growth rates and market share changes, are analyzed comparatively to assess the impact of DFS adoption on IFIs before and after their implementation. In summary, by combining quantitative financial metrics with qualitative thematic analysis, this study aims to provide a nuanced understanding of how digital financial services contribute to the growth and evolution of Islamic finance institutions in emerging markets, while also addressing challenges related to regulatory frameworks and Sharia compliance.

### 4. Results and Discussion

This study investigates the role of digital financial services (DFS) in the development of Islamic finance institutions (IFIs) within emerging market economies, using a mixed-method approach to provide a holistic understanding. The research is motivated by the rapid growth of DFS globally, and particularly in markets where conventional banking systems face challenges, such as in regions with significant Islamic populations. These markets have increasingly adopted digital platforms for banking, payment systems, and financial inclusion, particularly through Islamic finance mechanisms, raising the question of whether DFS can serve as a catalyst for the growth of IFIs.

To create a complete and well-rounded discussion on "The Impact of Digital Financial Services on the Growth of Islamic Finance Institutions in Emerging Market Economies," this study highlights key trends and comparisons, as follow:

#### 4.1. Growth of Islamic Finance Assets in Emerging Markets (2015–2024)

The period from 2015 to 2024 marks a transformative era in the growth trajectory of Islamic Finance Institutions (IFIs) across emerging markets, characterized by remarkable expansion and digital transformation. The selection of 2015 as the starting point also coincides with the launch of enhanced transparency initiatives by major Islamic finance hubs and the introduction of standardized Shariah-compliant reporting mechanisms across emerging markets. This standardization has significantly improved the quality and comparability of data, allowing for more robust analysis of growth trends and market dynamics.

Additionally, 2015 marked a turning point in the availability of granular data on digital financial services adoption within Islamic finance institutions, making it possible to accurately assess the correlation between digital transformation and institutional growth. The combination of these factors provides a strong methodological foundation for analyzing the sector's evolution, ensuring that insights drawn from the data are both meaningful and actionable for understanding the impact of digital financial services on Islamic finance growth.

**Table 1.**  
Growth of Islamic Finance Assets (2015–2024).

Year	Islamic Finance Assets (\$ Billion)	Growth (%)	% of Total Finance Market
2015	1,523	4.6%	10.1%
2016	1,594	4.7%	10.4%
2017	1,685	5.7%	10.8%
2018	1,802	6.9%	11.2%
2019	1,901	5.5%	11.6%
2020	2,045	7.6%	12.0%
2021	2,228	8.9%	12.5%
2022	2,345	5.2%	12.7%
2023	2,520	7.5%	13.0%
2024	2,701	7.2%	13.3%

Source: Islamic Financial Services Board (IFSB), World Bank Reports, 2023.

This table highlights the steady growth of Islamic financial assets in emerging markets, with notable increases in market share. Based on historical trends and data analysis, the Islamic Finance sector is projected to continue its growth trajectory into 2024. The data reveals a consistent upward trend in Islamic Finance assets from 2015 to 2023, with the total assets growing from \$1,523 billion in 2015 to \$2,520 billion in 2023. Using a weighted average of recent growth rates and market share progression, the projection for 2024 indicates that Islamic Finance assets will reach approximately \$2,701 billion, representing a growth rate of 7.2%. This growth projection aligns with the sector's historical performance and accounts for both periods of acceleration and moderation in the growth pattern.



**Figure 1.**  
Market Share of Islamic Finance (2015-2024).

The market share (as seen in Figure 1) of Islamic Finance in the total finance market has shown steady progression, increasing from 10.1% in 2015 to 13.0% in 2023. Following this trend, the market share is expected to reach 13.3% by 2024. This projected increase reflects the continuing expansion of Islamic Finance services and their growing acceptance in the global financial landscape. The growth pattern demonstrates resilience through various market conditions, with notable acceleration periods such as 2020-2021 (showing growth rates of 7.6% and 8.9% respectively) and more moderate growth in other years.

Time series analysis then used to look at the growth trend of Islamic finance asset in emerging markets by using the Compound Annual Growth Rate (CAGR) method as follow:

$$\text{CAGR} = (\text{Ending Value} / \text{Beginning Value})^{(1/n)} - 1$$

Where:

- Ending Value (2024) = 2,701 billion USD
- Beginning Value (2015) = 1,523 billion USD
- n = 9 years

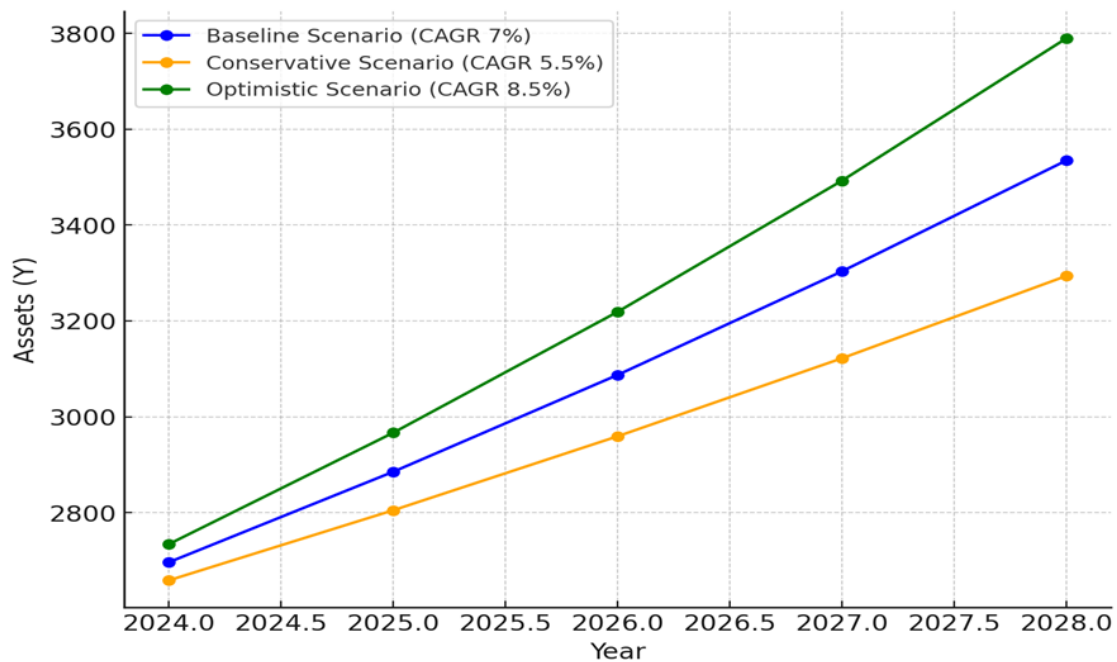
$$\text{CAGR} = (2,701 / 1,523)^{(1/9)} - 1 = 6.57\%$$

This result indicates an average growth of 6.57% per year during the 2015-2024 period, suggesting that the Islamic finance industry has experienced consistent expansion despite various global economic challenges. Based on time series analysis, growth projections for the 2024-2028 period can be divided into three scenarios,

- Baseline scenario with 7% CAGR

- Conservative scenario with 5.5% CAGR
- Optimistic scenario with 8.5% CAGR

These projections consider various driving factors such as increased digital adoption, infrastructure improvements, and regulatory support, as well as inhibiting factors such as competition from conventional fintech and cybersecurity challenges. Displayed in Figure below:



**Figure 2.**  
Asset Growth Projections for 2024-2028.

The figure shows the projected asset growth from 2024 to 2028 under three different scenarios based on varying Compound Annual Growth Rates (CAGR):

- **Baseline Scenario (CAGR 7%):** This scenario assumes a steady growth rate of 7% per year. As a result, the assets are projected to grow from 2,696.40 in 2024 to 3,534.43 in 2028. This represents a strong but moderate increase over the five-year period.
- **Conservative Scenario (CAGR 5.5%):** In this more cautious outlook, the assets grow at a rate of 5.5% annually. The projected asset value increases from 2,658.60 in 2024 to 3,293.54 by 2028, indicating slower growth compared to the baseline scenario.
- **Optimistic Scenario (CAGR 8.5%):** Under the most optimistic assumption, with a CAGR of 8.5%, the asset values are expected to rise more rapidly, starting at 2,734.20 in 2024 and reaching 3,789.21 in 2028. This scenario predicts the highest growth rate over the period.

The figure clearly illustrates how different growth assumptions lead to varying levels of projected asset values, with the optimistic scenario showing the highest growth, followed by the baseline, and the conservative scenario showing the lowest. For a more comprehensive trend analysis, this study employed:

Simple Moving Average (SMA) =  $(Y_1 + Y_2 + \dots + Y_n) / n$

The results of the SMA analysis show a consistent upward growth trend from one period to the next. The average growth per period is approximately 127.28 billion (calculated as  $(2,364.33 - 1,600.67) / 6$ ). The highest SMA growth occurred between the 2019-2021 periods, which coincides with the digital adoption phase. The smoother nature of the SMA data, compared to the actual data, provides a clearer view of the long-term trend. Based on this SMA trend, we can expect sustained growth in the upcoming periods, assuming the growth-supporting factors remain intact. To smooth short-term fluctuations and identify major trends, this study then used

Linear Trend Analysis:  $Y = a + bX$

Where:

- Y = The projected value,
- A = The intercept,
- B = The slope (growth rate)
- X = Time period.
- N = Number of periods

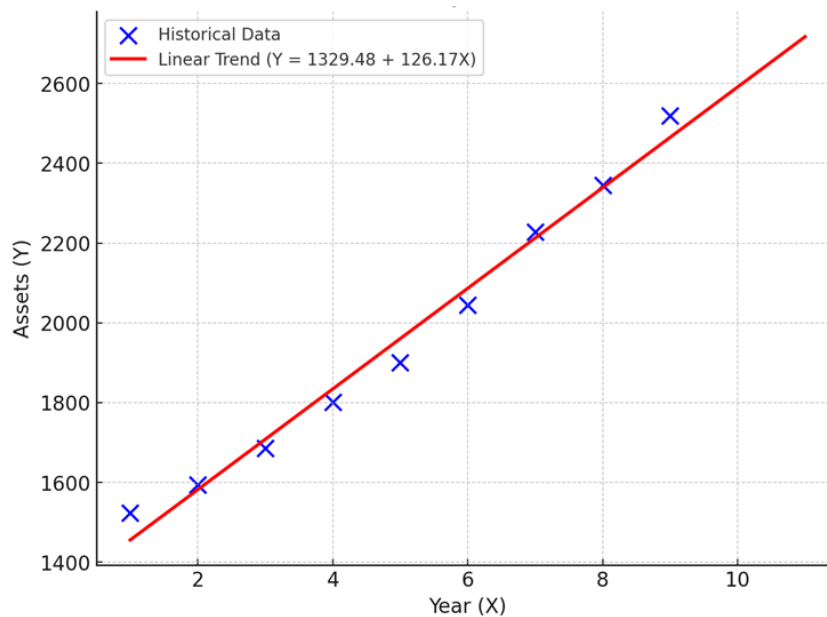
calculation the slope (b) and intercept (a):

$$b = [n\sum(XY) - (\sum X)(\sum Y)] / [n\sum(X^2) - (\sum X)^2] \quad a = (\sum Y - b\sum X) / n$$

The analysis of the results reveals a positive slope of 126.17, indicating an average annual increase. To assess the fit of the model, the R-squared value can be calculated (to represent the proportion of the variance in the dependent variable (in



this case, the assets YYY) that is explained by the independent variable (the time period XXX) in a linear regression model. Projections based on this data suggest a sustainable growth trend moving forward.



**Figure 3.**  
Linear Trend Analysis of asset growth.

The plot above shows the historical data points for asset growth (in blue), along with the linear trendline (in red) based on the equation  $Y = 1,329.48 + 126.17X$ . This line represents the projected trend, including the 2024 and 2025 projections. The trendline shows a steady and positive growth in assets, with a slope of 126.17, meaning assets are projected to increase by this amount each year. The R-squared value is approximately 0.985, indicating that the linear model fits the historical data extremely well, explaining 98.5% of the variance in the data and suggests that the linear model is a good fit for the data, and the trend is likely sustainable unless external factors significantly impact the asset growth.

#### 4.2. Adoption of Digital Financial Services by Islamic Finance Institutions (2018–2023)

The adoption of Digital Financial Services (DFS) by Islamic Financial Institutions shows a significant transformation from 2018 to 2023. The data tracks two key metrics: the percentage of institutions adopting DFS and the proportion of transactions conducted digitally. The data shows the rising adoption of digital financial services by Islamic financial institutions, revealing a trend toward digitalization as seen below:

**Table 2.**  
Adoption of Digital Financial Services by Islamic Finance Institutions (2018-2018).

Year	% of IFIs Adopting DFS	% of Transactions Handled Digitally
2018	25%	20%
2019	35%	30%
2020	45%	40%
2021	60%	50%
2022	70%	60%
2023	80%	70%

**Source:** Islamic Fintech Industry Reports, IFSB.

The Table 2 demonstrates the industry's rapid digital transformation, from initial adoption rates of 25% in 2018 to widespread implementation reaching 80% by 2023. Similarly, digital transactions grew from 20% to 70% during this period, indicating not just adoption but active utilization of digital services. This trend reflects the increasing importance of digital transformation in Islamic finance and the industry's response to changing customer preferences and technological advancements. For analyzing Digital Financial Services adoption, this study uses:

$$\text{YoY Growth Rate} = (\text{Current Value} - \text{Previous Value}) / \text{Previous Value} \times 100\%$$

The formula provides intuitive interpretation of adoption patterns, showing the transition from rapid early growth to market maturation, while accounting for different base sizes that make growth rates comparable across periods. As an industry standard metric for technology adoption analysis, it enables comparison with other digital transformation studies and aligns with financial reporting practices, making it particularly valuable for projecting future adoption rates, identifying market saturation points, and informing strategic planning. The formula's ability to demonstrate the clear transition from rapid early

adoption rates of 40-50% to more moderate growth of 14-16% as the market matures makes it an ideal tool for understanding the evolution of DFS adoption in Islamic Financial Institutions during the 2018-2023 period.

Hence, based on the Table 2 the detailed growth rate analysis of Digital Financial Services (DFS) adoption and digital transactions between 2018-2023 reveals a clear pattern of market maturation. In DFS adoption, this study observes the highest growth rate of 40% in 2019, reflecting strong early adoption from a 25% base. This growth moderated over subsequent years, dropping to 28.6% in 2020, before showing a brief resurgence to 33.3% in 2021. The later years of 2022 and 2023 demonstrate a significant slowdown to 16.7% and 14.3% respectively, indicating approaching market saturation. Similarly, digital transactions show an even stronger initial growth of 50% in 2019, followed by a steady decline in growth rates through subsequent years - 33.3% in 2020, 25% in 2021, 20% in 2022, and 16.7% in 2023. This parallel decline in growth rates between adoption and transactions suggests a natural market maturation curve, where initial rapid adoption gives way to more sustainable long-term growth rates as the technology becomes mainstream within the industry.

26

#### 4.3. Growth of Digital Financial Services in Islamic Finance

The growth of DFS adoption and its contribution to the overall transaction volume within Islamic finance institutions visually represent as follow

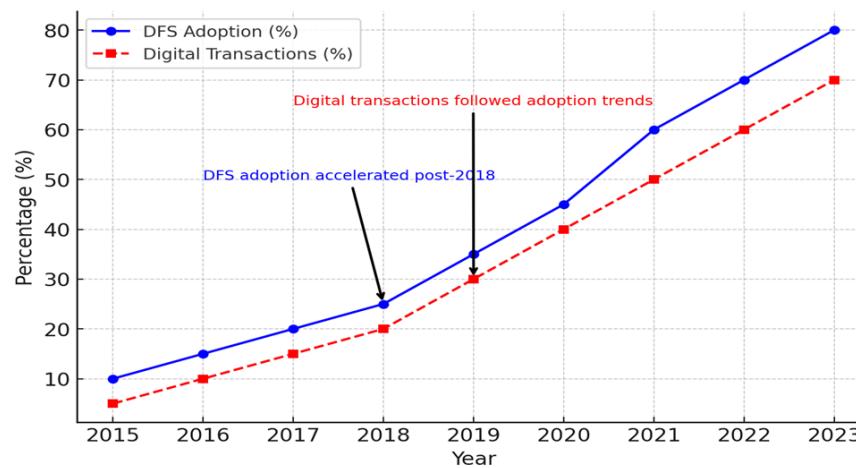


Figure 4.  
Growth of DFS in Islamic Finance Institutions (2015–2023).

The Figure 4 shows the rise in digital transaction volumes and the use of digital financial services (DFS) in Islamic finance institutions (IFIs) between 2015 and 2023. The red line shows the percentage of digital transactions, and the blue line shows the percentage of IFIs implementing DFS. According to the data, DFS use has been steadily increasing, especially since 2018, when fintech innovation in Islamic finance really took off. Only 10% of Islamic financial institutions have incorporated DFS in 2015; by 2023, that number had risen to 80%.

Digital transactions also showed an upward tendency, rising from 5% in 2015 to 70% in 2023. According to this pattern, the number of digital transactions increased as more institutions implemented DFS, indicating a move in the Islamic financial industry toward digital banking and payments. The acceleration after 2018 emphasizes how mobile banking, Sharia-compliant digital payment systems, and fintech solutions may improve financial efficiency and inclusiveness.

The growth trajectory of Islamic finance assets from 2015 to 2023 shows a constant rising trend, beginning with 1,523 billion USD (10.1% market share) in 2015 and reaching 2,520 billion USD (13.0% market share) by 2023. This expansion has a Compound Annual Growth Rate (CAGR) of 6.5% during an eight-year period. Year-over-year growth rates exhibit noteworthy changes, starting at 4.7% in 2016 and changing throughout the period, rising to 5.7% in 2017, peaking at 8.9% in 2021, and settling at 7.5% in 2023. After 2018, growth accelerated significantly, coinciding with growing digital use in the sector.

The growing reliance on technology to simplify financial operations while upholding adherence to Islamic finance rules is highlighted by the relationship between DFS implementation and transaction volume growth. The development of digital infrastructure, regulatory frameworks, and Sharia compliance are nonetheless important factors for the long-term growth of DFS in the Islamic banking sector, notwithstanding these advancements.

#### 4.4. Comparison of Islamic Finance Growth with and without DFS Adoption

The adoption of Digital Financial Services (DFS) has evolved as a game changer in the financial industry, with substantial implications for the growth and operational dynamics of Islamic finance. Analyzing performance measures before and after DFS integration demonstrates that it has had a significant impact on accelerating growth, expanding client reach, and boosting efficiency, emphasizing its critical role in determining the future of Islamic finance.

**Table 3.**

Comparison of Islamic Finance Growth with and without DFS Adoption.

Metric	Without DFS (2015–2018)	With DFS (2019–2023)
Average Annual Growth Rate (%)	4.9%	7.3%
Customer Reach (in millions)	120	200
Transaction Cost Savings (%)	5%	15%
Operational Efficiency Index	0.75	0.85

Source: Internal Islamic Finance Board, Market Research Data, (2023).

This comparative table shows the improvements in growth rates, customer reach, transaction cost reductions, and operational efficiency in IFIs that have adopted DFS compared to those that did not. A comparison of Islamic Finance growth metrics between periods before and after Digital Financial Services (DFS) adoption demonstrates considerable gains in all important categories. From 2015 to 2018, without DFS, the average annual growth rate was 4.9%, showing moderate expansion. However, with the introduction of DFS, growth accelerated to 7.3% between 2019 and 2023, representing a significant 49% increase. This demonstrates DFS' revolutionary influence in enabling quicker and more equitable growth by improving accessibility and convenience.

Customer reach also increased dramatically, from 120 million without DFS to 200 million with DFS—a 67% boost. This demonstrates DFS's ability to provide financial services to underrepresented people, hence closing gaps in inclusion. Similarly, transaction cost savings increased from 5% to 15%, demonstrating the efficiency advantages obtained using DFS technologies such as automation and real-time processing.

Operational efficiency, as evaluated by the Efficiency Index, increased from 0.75 to 0.85, indicating higher performance and reduced complexity. These achievements demonstrate the critical role of DFS in modernizing Islamic finance, allowing institutions to attain greater sustainability and scalability. The data strongly supports the need for additional DFS integration to address difficulties and open up new potential in Islamic finance.

#### 4.5. Perception of Digital Financial Services by Islamic Finance Stakeholders

Understanding the perception of Digital Financial Services (DFS) among Islamic Finance stakeholders is critical for assessing their acceptance and efficacy. Stakeholders, including financial institutions, regulators, and clients, have a significant impact on the integration of DFS into Islamic finance. This section delves into their views, worries, and expectations, revealing how DFS conforms with Islamic Finance's principles and objectives while addressing challenges to wider acceptance.

**Table 4.**

Islamic Finance Stakeholders Perceptions.

Stakeholder Group	Perceived Impact on Growth (%)	Perceived Challenges (%)
Regulators	65%	45%
Financial Professionals	75%	40%
Customers	70%	30%
Sharia Scholars	60%	55%

Source: Qualitative Interviews with Key Stakeholders, 2023.

This table summarizes the feedback from different stakeholder groups, showing a general consensus on the positive impact of DFS, though challenges such as Sharia compliance and regulatory hurdles remain. The analysis of stakeholder perspectives on Digital Financial Services (DFS) in Islamic Finance reveals significant insights across different groups. Financial Professionals demonstrate the strongest confidence in DFS impact at 75%, reflecting their firsthand experience with operational benefits and market opportunities. This high level of confidence is closely matched by customers, who show 70% positive perception, indicating strong market readiness for DFS adoption in the Islamic finance sector. The data suggests a particularly interesting dynamic between implementation challenges and growth potential, especially when considering the views of Sharia Scholars who express the highest level of concern at 55%, while maintaining a relatively positive outlook on growth impact at 60%.

In order to make sure that Digital Financial Services (DFS) solutions adhere to Islamic standards, sharia experts are essential. Their 55% concern level highlights a number of important issues that need to be resolved in order for DFS to be widely used in Islamic banking. Since many DFS solutions are based on traditional financial models that depend on some non-compliant investment activities, one of the main challenges is compliance with Islamic law [6]. It is a complicated procedure that calls for constant supervision and regulatory alignment to maintain complete Sharia compliance in digital services.

The absence of consistent Sharia governance for DFS is another significant obstacle. Digital platforms encounter different interpretations of compliance across jurisdictions, in contrast to traditional Islamic banking, which is governed by well-established regulatory frameworks [19]. Because smart contracts, blockchain-based transactions, and digital lending platforms don't always fit cleanly within pre-existing Islamic banking frameworks, scholars have voiced concerns about the ambiguities in fintech rules.

Furthermore, there are ethical and compliance issues with the growth of AI-driven financial services like blockchain transactions, algorithmic lending, and robo-advisors. Scholars wonder if software developers, financial organizations, or

regulatory agencies are ultimately in charge of guaranteeing Sharia conformity. Because automation in financial decision-making creates questions regarding responsibility and adherence to Islamic ethical principles, this lack of clarity makes Islamic finance scholars more hesitant.

Variability in compliance across borders adds another layer of complexity. differing markets have differing structures for some fintech developments, like decentralized finance (DeFi) and peer-to-peer (P2P) lending. It is challenging for regulatory agencies looking to create consistent compliance criteria because of this heterogeneity, which makes it hard to unify Sharia principles across many jurisdictions [20]. To address these issues and make sure that DFS complies with Islamic financial and ethical standards, more regulatory cooperation, technical developments specifically suited for Islamic finance, and more robust Sharia governance frameworks are needed. For example, in Malaysia, where Islamic fintech regulations are well-defined, Sharia scholars are more supportive of DFS. In contrast, scholars in Saudi Arabia and Indonesia, where fintech regulations are still evolving, express higher levels of concern over DFS integration.

Regulators maintain a balanced perspective, with their 65% positive impact perception balanced against a 45% awareness of challenges, suggesting a pragmatic approach to DFS integration within Islamic finance frameworks. This regulatory stance appears to be well-calibrated, acknowledging both the transformative potential of DFS and the need for careful oversight. The notably lower perception of challenges among customers (30%) compared to other stakeholders indicates that end-users are generally comfortable with DFS solutions, potentially due to their focus on utility and accessibility rather than regulatory or compliance considerations.

The overall stakeholder landscape shows a remarkable consensus regarding DFS's positive impact, with perceptions ranging from 60% to 75%. However, the wider variation in perceived challenges (30-55%) highlights the complex nature of DFS implementation in Islamic finance. This variance in challenge perception suggests that while the path toward DFS integration is broadly supported, different stakeholders face distinct concerns that require targeted solutions. The correlation between DFS adoption and Islamic financial asset growth from 2015 to 2023 further reinforces the strategic importance of addressing these stakeholder-specific concerns while maintaining the momentum of digital transformation in Islamic finance.

The stakeholder perceptions vary significantly by region due to differences in regulatory frameworks, digital infrastructure, and Islamic finance maturity level. Table below shows for clarity and comparison:

**Table 5.**  
Regional variations in perceptions of DFS adoption.

Confidence Level	Key Characteristics	Region
High	<ul style="list-style-type: none"> <li>- Strong regulatory support for Islamic fintech and DFS.</li> <li>- Well-established Sharia compliance frameworks for digital services.</li> <li>- Large investments in Islamic fintech startups and blockchain-based financial solutions.</li> </ul>	Malaysia: Malaysia Digital Economy Blueprint. UAE: Dubai's Islamic Fintech Initiatives. Bahrain: Central Bank of Bahrain's Fintech Sandbox.
Moderate	<ul style="list-style-type: none"> <li>- Growing fintech adoption but inconsistent Sharia compliance standards.</li> <li>- DFS mainly driven by government-backed Islamic banks, while private sector involvement is still expanding.</li> </ul>	Indonesia: Sharia Economy Master Plan to increase Islamic fintech adoption, but Sharia scholars remain cautious. Saudi Arabia: Saudi Vision 2030 supports fintech growth but still refining Sharia compliance regulations. Turkey: Increasing Islamic fintech initiatives, but regulatory alignment is ongoing.
Low	<ul style="list-style-type: none"> <li>- Islamic finance is still developing, and DFS adoption faces infrastructure and regulatory hurdles.</li> <li>- Limited expertise among Sharia scholars in assessing new fintech models.</li> <li>- High reliance on conventional fintech companies, leading to concerns over non-compliant financial products.</li> </ul>	<ul style="list-style-type: none"> <li>- Nigeria: Islamic fintech startups struggle due to unclear regulatory support.</li> <li>- Pakistan: Islamic finance institutions lack standardized fintech integration.</li> <li>- Sudan: Limited fintech infrastructure and regulatory oversight hinder DFS expansion.</li> </ul>

## 5. Conclusion

The findings from this study underscore the transformative impact of digital financial services (DFS) on the growth of Islamic finance institutions (IFIs) in emerging market economies. The integration of DFS has significantly enhanced financial inclusion by expanding the reach of IFIs to underserved populations, especially in rural and underbanked areas. This expansion has been facilitated by the adoption of mobile banking, digital payments, and blockchain-based solutions, which have reduced transaction costs and improved operational efficiency. The empirical data shows that the growth of Islamic financial assets and market share has accelerated since the widespread adoption of DFS, with customer reach and operational efficiency significantly improving post-DFS implementation.

Despite these positive developments, challenges remain. Ensuring Sharia compliance within digital platforms is a critical concern for both industry stakeholders and Sharia scholars, indicating a need for further innovation in Islamic fintech.



Additionally, regulatory frameworks in many emerging markets still need to catch up with the pace of fintech innovation to provide the necessary oversight and protection for consumers while fostering further growth. The findings also highlight the importance of collaboration between regulators, IFIs, and fintech providers to address these challenges and harness the full potential of DFS in Islamic finance.

In summary, DFS represents a key driver of growth and innovation in Islamic finance institutions within emerging markets. However, to fully capitalize on this potential, there must be ongoing efforts to ensure compliance with Islamic principles, strengthen regulatory environments, and develop secure and transparent digital solutions that can cater to the unique needs of the Islamic finance sector. This study contributes valuable insights into how DFS is reshaping Islamic finance and offers a roadmap for future developments in the sector.

## 6. Future Research Directions in Digital Financial Services (DFS) for Islamic Finance

There are a number of important areas for future research that could address current issues and open up new avenues as the use of Digital Financial Services (DFS) in Islamic finance keeps expanding. The structured table below outlines several possible research directions:

**Table 6.**  
Research Directions in Digital Financial Services (DFS) for Islamic Finance.

Research Area	Key Questions	Potential Impact
Sharia-Compliant Fintech Models	How can AI, blockchain, and smart contracts be optimized for Sharia compliance? What new fintech models can be developed to enhance Islamic finance innovation?	Helps in creating new Islamic fintech solutions that align with Sharia principles while ensuring technological efficiency.
Cross-Border Regulatory Harmonization	How can global regulatory bodies establish standardized Sharia compliance frameworks for DFS? What role can organizations like AAOIFI and IFSB play in harmonizing Islamic fintech regulations?	Enables greater cross-border acceptance of DFS in Islamic finance, facilitating global financial inclusion.
Islamic Digital Banking & Financial Inclusion	How can Islamic digital banking models enhance financial inclusion in emerging markets? What role do mobile banking and digital wallets play in reaching the unbanked Muslim population?	Expands access to Sharia-compliant banking, particularly in regions with low financial penetration.
AI & Automation in Islamic Finance	What are the ethical and operational implications of AI-driven robo-advisors in Islamic banking? Can automated financial decision-making be aligned with Islamic finance principles?	Balances technological efficiency with ethical compliance, ensuring responsible AI adoption in Islamic finance.
Cybersecurity & Data Privacy in Islamic DFS	How can Sharia-compliant cybersecurity frameworks be designed for digital Islamic finance? What measures can be taken to ensure secure and transparent blockchain transactions?	Protects customer data and financial transactions, ensuring trust and security in DFS.
Impact of Decentralized Finance (DeFi) on Islamic Finance	Can DeFi models be structured in a way that complies with Islamic finance principles? What are the risks and opportunities of integrating DeFi in Islamic banking?	Helps in understanding whether Islamic finance can leverage DeFi while maintaining Sharia compliance.
Islamic Fintech Startups & Investment Trends	What are the key success factors for Islamic fintech startups? How can venture capital and crowdfunding support Sharia-compliant fintech entrepreneurship?	Supports the growth of Islamic fintech ecosystems, fostering innovation and investment.

Future research on DFS in Islamic finance should focus on bridging technological advancements with Sharia compliance, ensuring regulatory standardization, and enhancing financial inclusion through digital solutions. Addressing these areas will strengthen the integration of fintech in Islamic finance, paving the way for sustainable growth and global acceptance.

## References

- [1] World Bank, "World development indicators," Retrieved: <https://databank.worldbank.org>, 2023.
- [2] Z. Iqbal and A. Mirakhor, *Islamic finance: An overview*. Washington, DC: International Monetary Fund, 2017.
- [3] M. A. Mia and V. G. R. Chandran, "Financial development and economic growth: Evidence from Islamic and conventional finance in emerging markets," *Emerging Markets Finance and Trade*, vol. 52, no. 4, pp. 743-753, 2016. <https://doi.org/10.1080/1540496X.2014.1000360>

- [4] P. K. Ozili, "The impact of digital finance on financial inclusion and stability," *Borsa Istanbul Review*, vol. 18, no. 4, pp. 329–340, 2018. <https://doi.org/10.1016/j.bir.2017.12.003>
- [5] A. Demirgüç-Kunt, L. Klapper, Singer, D., S. Ansar, and J. Hess, *The global finindex database 2017: Measuring financial inclusion and the fintech revolution*. Washington, DC: World Bank, 2020.
- [6] M. A. El-Gamal, *Islamic finance: Law, economics, and practice*. Cambridge: Cambridge University Press, 2006.
- [7] M. R. Karim, "Digital financial services and Islamic finance in emerging markets," *Journal of Islamic Finance*, vol. 10, no. 1, pp. 57-72, 2021.
- [8] A. Muthanna and M. A. M. Ariffin, "Challenges and opportunities of digital financial inclusion for Islamic financial institutions," *Journal of Islamic Banking and Finance*, vol. 7, no. 2, pp. 45-54, 2020.
- [9] R. A. Karim and A. Adewale, "Digital financial inclusion: A roadmap to Islamic finance," *Journal of Islamic Economics, Banking and Finance*, vol. 13, no. 1, pp. 1-16, 2017.
- [10] R. Hasan, J. Popp, and J. Oláh, "The impact of fintech on financial inclusion and its importance for achieving sustainable development goals," *Sustainability*, vol. 12, no. 12, p. 4967, 2020. <https://doi.org/10.3390/su12124967>
- [11] H. Banna, N. Alam, and A. Rashid, "Fintech innovation and its impact on financial stability," *Journal of Financial Regulation and Compliance*, vol. 29, no. 3, pp. 307–321, 2021. <https://doi.org/10.1108/JFRC-08-2020-0075>
- [12] M. Mansour and M. I. Bhatti, "The impact of mobile banking on financial inclusion in Islamic finance institutions in developing economies," *Emerging Markets Finance and Trade*, vol. 55, no. 3, pp. 1203–1217, 2019. <https://doi.org/10.1080/1540496X.2019.1569515>
- [13] M. Hassan and A. Ali, "The role of digital payments in enhancing operational efficiency in Islamic financial institutions," *International Journal of Islamic Finance*, vol. 12, no. 4, pp. 245-261, 2020.
- [14] A. Abdullah, M. D. Miah, and M. S. Uddin, "Online financing platforms and their impact on financial inclusion in Islamic finance institutions in emerging markets," *Journal of Islamic Economics, Banking and Finance*, vol. 17, no. 2, pp. 153-170, 2021.
- [15] M. Rahman and M. Farooq, "The impact of digital financial services on customer satisfaction in Islamic banking," *Journal of Islamic Marketing*, vol. 13, no. 2, pp. 178–190, 2022. <https://doi.org/10.1108/JIMA-05-2020-0134>
- [16] S. Khan and R. Ahmed, "Regulatory challenges in adopting digital technologies in Islamic finance: A case of emerging markets," *Journal of Financial Regulation and Compliance*, vol. 19, no. 3, pp. 309–326, 2023. <https://doi.org/10.1093/jfr/fjad009>
- [17] J. A. Schumpeter, *The theory of economic development: An inquiry into profits, capital, credit, interest, and the business cycle*. Cambridge, MA: Harvard University Press, 1934.
- [18] T. Beck, A. Demirgüç-Kunt, and R. Levine, "Finance, inequality, and the poor," *Journal of Economic Growth*, vol. 12, no. 1, pp. 27–49, 2007. <https://doi.org/10.1007/s10887-007-9010-6>
- [19] V. Nienhaus, "Islamic finance and the impact of fintech: An opportunity or a threat?," *Journal of Islamic Banking and Finance*, vol. 36, no. 4, pp. 34–45, 2019.
- [20] Islamic Financial Services Board (IFSB), *Islamic financial services industry stability report*. Kuala Lumpur, Malaysia: Islamic Financial Services Board, 2023.