

**DEVELOPING SIGNS AND SONGS MATERIALS DEALING WITH 2013  
CURRICULUM FOR THE SEVENTH GRADE IN MTsN. BALANG-BALANG**



**A Thesis**

**Submitted in Partial Fulfillment of the Requirements for the Degree of  
Sarjana Pendidikan in English Education Department of  
Tarbiyah and Teaching Science Faculty of  
UIN Alauddin Makassar**

**By:**

**EKA FITRIANI**

**Reg. Number: 20400112023**

**UNIVERSITAS ISLAM NEGERI  
ALAUDDIN  
ENGLISH EDUCATION DEPARTMENT  
TARBIYAH AND TEACHING SCIENCE FACULTY  
ALAUDDIN STATE ISLAMIC UNIVERSITY  
MAKASSAR  
2016**

## PERNYATAAN KEASLIAN SKRIPSI

Mahasiswa yang bertanda tangan dibawah ini:

Nama : Eka Fitriani  
NIM : 20400112023  
Tempat/Tgl. Lahir : Bulukumba, 01 November 1994  
Jur/Prodi/Konsentrasi : Pendidikan Bahasa Inggris  
Fakultas/Program : Tarbiyah dan Keguruan  
Alamat : Jl. Bontotangnga, BTN Pao-pao Permai blok C8/6,  
Gowa  
Judul : *“Developing Signs and Songs Materials Dealing with  
2013 Curriculum for the Seventh Grade in MTsN.  
Balang-Balang”*.


Menyatakan dengan sesungguhnya dan penuh kesadaran bahwa skripsi ini adalah benar hasil karya sendiri. Jika dikemudian hari terbukti bahwa ini merupakan duplikat, tiruan, plagiat, atau dibuat oleh orang lain, sebagian atau seluruhnya, maka skripsi dan gelar yang diperoleh karenanya batal demi hukum.

UNIVERSITAS ISLAM NEGERI

ALAUDDIN  
MAKASSAR

Gowa, 01 - Agustus - 2016

Penyusun

  
Eka Fitriani


NIM: 20400112023

## PERSETUJUAN PEMBIMBING

Pembimbing penulisan skripsi saudari **Eka Fitriani**, NIM: 20400112023 mahasiswa Jurusan Pendidikan Bahasa Inggris pada Fakultas Tarbiyah dan Keguruan UIN Alauddin Makassar, setelah meneliti dan mengoreksi secara seksama skripsi yang bersangkutan dengan judul *“Developing Signs and Songs Materials Dealing with 2013 Curriculum for the Seventh Grade in MTsN. Balang-Balang”* memandang bahwa skripsi tersebut telah memenuhi syarat-syarat ilmiah dan dapat disetujui ke sidang munaqasah.

Gowa, 01- Agustus 2016

Pembimbing I



Dr. Hj. Mardiana, M. Hum.

NIP. 19690815 199903 2 001

Pembimbing II



Dr. Hj. Djuwairiah Ahmad, M.Pd., M.TESOL.

NIP. 19700619 199403 2 001

## PENGESAHAN SKRIPSI

Skripsi yang berjudul, “Developing Signs and Songs materials dealing with 2013 Curriculum for the seventh grade in MTsN Balang-balang”, yang disusun oleh saudari Eka Fitriani., NIM: 20400112023, mahasiswi Jurusan Pendidikan Bahasa Inggris pada Fakultas Tarbiyah dan Keguruan UIN Alauddin Makassar, telah diuji dan dipertahankan dalam sidang munaqasyah yang diselenggarakan pada hari Jum’at, tanggal 10 Agustus 2016 M, bertepatan dengan 7 Dzul-Qa’idah 1437 H, dinyatakan telah dapat diterima sebagai salah satu syarat untuk mendapatkan gelar Sarjana Pendidikan (S.Pd) pada Fakultas Tarbiyah dan Keguruan Program Studi Pendidikan Bahasa Inggris, dengan beberapa perbaikan.

Samata - Gowa,

10 Agustus 2016M  
7 Dzul-Qa’idah 1437H

### DEWAN PENGUJI (SK Dekan No. 1879 Tertanggal 09 Agustus 2016)

Ketua : Dr. Hamka Ilyas, M.Th.I. (.....)  
Sekretaris : Dr. St. Aisyah Chalik, M.Pd. (.....)  
Munaqisy I : Dr. Kamsinah, M.Pd.I. (.....)  
Munaqisy II : Sitti Nurpahmi, S.Pd., M.Pd. (.....)  
Pembimbing I : Dr. Hj. Mardiana, M.Hum. (.....)  
Pembimbing II: Dr. Hj. Djuwairiah Ahmad, M.Pd., M.TESOL (.....)

Disahkan oleh:  
Dekan Fakultas Tarbiyah dan Keguruan  
UIN Alauddin Makassar //

  
Dr. H. Muhammad Amri, Lc., M.Ag.  
NIP.19730120 200312 1 001

## ACKNOWLEDGEMENT



Alhamdulillah Rabbil Alamin, the researcher would like to express her deepest gratitude to the almighty Allah SWT, the only provider, the most merciful who gives her guidance, inspiration and good healthy for all time to conduct the writing of this thesis. Also, shalawat and salam are always delivered to our great Prophet Muhammad SAW who has brought us from the darkness to the lightness.

During the writing of the thesis, the researcher received much assistance from a number of people, for their valuable guidance, correction, suggestion, advice and golden support. Without them, the writing of this thesis would never been possibly completed. Therefore, the researcher would like to express the greatest thanks and appreciation for those people, especially to:

1. The researcher's father, **Muh. Darwis**, and her lovely beautiful mother **Hj. Hamsiah, A.Mk** who always pray, encourage, educate, and provide countless material supports, so that, she could finish this thesis writing and her study in UIN Alauddin Makassar.
2. **Prof. Dr. Musafir Pababbari, M.Si.** The Rector of State Islamic University Alauddin Makassar.
3. **Dr. H. Muhammad Amri, Lc., M.Ag.** The Dean and all of the staffs of Tarbiyah and Teaching Science Faculty of Alauddin State Islamic University of Makassar.
4. **Dr. Kamsinah, M.Pd.I.** The Head of English Education Department, Tarbiyah and Teaching Science Faculty of Alauddin State Islamic University of Makassar.

5. **Sitti Nurpahmi, S.Pd., M.Pd.** The Secretary of English Education Department, Tarbiyah and Teaching Science Faculty of Alauddin State Islamic University of Makassar and all of the staffs of her.
6. The researcher's consultants, **Dr. Hj. Mardiana, M. Hum., and Dr. Hj. Djuwairiyah Ahmad, M.Pd., M. TESOL.,** who have helped, guided, and supported the researcher during the writing of her thesis.
7. All of the lecturers of Tarbiyah and Teaching Science Faculty of Alauddin State Islamic University of Makassar for their guidance during her study.
8. The Headmaster of MTsN. Balang-Balang, Gowa, thank you for your good respond to this research.
9. The English Teacher of Seventh Grade MTsN. Balang-Balang, **Jumiaty, S. Pd,** who accepted and helped the writer in the school.
10. The Seventh Grade (7.2) students MTsN. Balang-Balang, who already support the writer on her research. Thank you for your cooperation.
11. The researcher's brother, **Edy Supriadi,** who always support the writer to finish her thesis.
12. Her really best friends; **Umie Kalsum Salpidata, Muh. Budyatna Syamsul, Syarif Al-qadri Dewang, Surya Andi Pasingringi, Muh. Rizky Fadhil, and Nasrah,** for their sincere friendship and support during the writing of this thesis.
13. The researcher's team in this project, **Hikmawati, Nurul Suciana Adam, Indriyani, Umie Kalsum Salpidata, Alfira Veronica Mangana, and Ridwan Limpo,** for their support and assistance during the accomplishing of this thesis.
14. The researcher's classmates in English Education Department, PBI 1 and 2 in Academic Year 2012.

15. The researcher's big family in HALC (Hasanuddin Learning Centre), who always support the writer to finish her thesis.

16. All of the people around the researcher's life who could not mention one by one by the researcher that have given a big inspiration, motivation, spirit and do'a to her.

The researcher realizes that the writing of this thesis is far from perfect. Remaining errors are the writer's own; therefore, constructive criticisms and suggestions will be highly appreciated. May all our/the efforts are blessed by Allah SWT. Aamiin.



## LIST OF CONTENTS

	Pages
COVER PAGE .....	i
PERNYATAAN KEASLIAN SKRIPSI .....	ii
PERSETUJUAN PEMBIMBING .....	iii
ACKNOWLEDGEMENT .....	iv
TABLE OF CONTENTS .....	vii
LIST OF FIGURE AND TABLES.....	ix
LIST OF APPENDIX .....	x
ABSTRACT.....	xi
CHAPTER I INTRODUCTION .....	1
A. Background .....	1
B. Research Focuses .....	4
C. Research Objectives .....	4
D. Research Significance.....	5
E. Research Scope and Delimitation.....	6
F. Operational Definition of Term .....	7
CHAPTER II REVIEW OF RELATED LITERATURES .....	10
A. Previous Related Research Findings .....	10
B. Concept of Material Development .....	12
C. Concept of Material Competence .....	14
D. Concept of 2013 Curriculum .....	17
E. Theoretical Framework .....	20
CHAPTER III RESEARCH METHOD.....	23
A. Research Method .....	23
B. Development Model .....	25
C. Research Subject.....	28
D. Types of Data .....	28
E. Research Instruments .....	29
F. Data Collecting Procedures .....	29
G. Try Out .....	29




H. Data Analyzing Technique .....	30
CHAPTER IV FINDINGS AND DISCUSSION .....	31
A. Findings.....	31
B. Discussion .....	47
CHAPTER V CONCLUSIONS AND SUGGESTIONS .....	52
A. Conclusions .....	52
B. Suggestions .....	53
BIBLIOGRAPHY .....	55
APPENDIXES .....	75
CURRICULUM VITAE.....	150



## LIST OF FIGURES AND TABLES

	<b>Page</b>
<b>FIGURE 1.</b> Theoretical Framework.....	22
<b>FIGURE 2.</b> The ADDIE's Model.....	25
<b>TABLE 4.1</b> Result of Questionnaire Part A.....	34
<b>TABLE 4.2</b> Result of Questionnaire Part B.....	35
<b>TABLE 4.3</b> Result of Questionnaire Part C.....	36



**LIST OF APPENDIXES**

	<b>Page</b>
<b>APPENDIX 1.</b> Questionnaire .....	58
<b>APPENDIX 2.</b> Rubric for Expert and Teacher Judgment .....	61
<b>APPENDIX 3.</b> Teaching Material Design (Blue Print) .....	65
<b>APPENDIX 4.</b> Teaching Material (Product) .....	75
<b>APPENDIX 5.</b> Teaching Observation Instruments .....	141
<b>APPENDIX 6.</b> Instrument of Teaching Material Analysis .....	145
<b>APPENDIX 7.</b> Documentation .....	148



## ABSTRACT

**Thesis Title** : **Developing Signs and Songs Materials dealing with 2013 Curriculum for the Seventh Grade Students at MTsN. Balang-Balang.**  
**Year** : **2016**  
**Researcher** : **Eka Fitriani**  
**Consultant I** : **Dr. Hj. Mardiana, M. Hum.**  
**Consultant II** : **Dr. Hj. Djuwairiyah Ahmad, M.Pd., M. TESOL.**

---

This research aimed to develop Signs and Songs Materials based on 2013 curriculum for the Seventh Grade Student at MTsN. Balang-Balang, Gowa. Based on the preliminary study on July 2015, both the teacher and the students did not have appropriate and understandable materials. In addition, teacher on implementing the 2013 curriculum was unpreparedness and the students faced difficulties in learning English since they didn't have many sources except the students' book that provided by the government.

The research design used in this study was Research and Development (R & D). The development model used was ADDIE model. It stood for Analysis, Design, Develop, Implement, and Evaluate. The procedures included analyzing materials needed by students, designing the blueprint, developing the materials through the syllabus of 2013 Curriculum. The product was tried out to the seventh grade students at MTsN Balang-balang. Type of data obtained in this study is qualitative. The instruments used in this study were questionnaire and rubrics for teacher and expert.

In this research, teacher and expert were involved in order to validate the product. There are three semantic aspects that they validated of the product: Semantic Organization of the Materials, semantic of the English Teaching, and semantic Content of English. Therefore, based on the teacher and expert judgment as well as try-out design result, the developed Signs and Songs materials are applicable to be taught for the Seventh Grade of Junior High School as additional learning and teaching materials which help both of students and teachers in learning process based on 2013 Curriculum.

## CHAPTER I

### INTRODUCTION

This study focuses on develop Signs and Songs Materials dealing with 2013 Curriculum for the seventh grade in MTsN Balang-Balang Gowa. This chapter provides the background of the study, research focus, research objective, research significance, research scope and delimitation, and definition of key terms.

#### A. Background

The idea of this research comes from the phenomenon of education system in Indonesia that is Curriculum reform from School-Based Curriculum (KTSP) into 2013 Curriculum or we can called it C-13. C-13 has been gradually implemented since the beginning of 2013/2014 academic year, July 2013. During the implementing of C-13, there was pros and contra and not all schools would implement it. Fullan (1982:54) points out that the process of putting into practice an idea, program, or set of activities new to the people attempting and expected to change.

Besides, the fact of implementation C-13 that the central government through Ministry of Education and Culture provide English Textbooks both for teacher (teachers' book) and students (students' book) to use at school is to some extent good idea. Teacher do not need to spend much time of selecting, adopting, or even adapting English materials for students at class. Yet, the uniformity of the materials somehow ignore the local content where the learning occurs and where

the students get involved with the materials as it is part of their life experience. Although, this issue can be oriented with the response that the content of the textbook represent the national content which everybody can understand rather than local content representing certain local socio-culture in specific region or province. School books should be culturally sensitive and students' varied sociocultural background will affect students' learning.

Based on the preliminary study had conducted by the researcher on May 2015 by interviewing one of the English teacher of seventh grade in MTsN Balang-Balang to analyze the implementation of C-13. The researcher chose that school as the place of her research, because it is one of a few schools in South-Sulawesi have been already implementing C-13 and the researcher will be easier to conduct the research because the teachers are really cooperative. After doing an interview, she found that there were many obstacles faced by the teacher in implemented C-13. The lack of sufficient preparation to teach the new curriculum for the teacher. They still did not understand to apply this Curriculum properly, because there is no absolutely training teacher of religious ministry related to the implementation of C-13, facilities and learning resources (handbook) are inadequate and not enough to be applied. The teacher is still adapting and combining some books such as KTSP book. Therefore, the teacher need additional sources of teaching materials to vary the learning activities in the class based on C-13 effectively. This is actually a big problem, if it is not to overcome soon, the materials in learning objectives stated in C-13 is not achieved properly.

After identifying the problems and analyzing the factors previously, the researcher has a view that the existing problems should be overcome. One way to overcome the problems on English Learning process is to design effective materials based on C-13. The researcher along with her friends who have related research in developing materials divided eleventh (11) competences in syllabus of the Seventh Grade students to produce C-13 Module.

In case, the researcher develops materials based on 3.9 about understanding the social function, the structure of the text, and linguistic elements of the text instruction, short notice, and warning/caution, based on the content of its use and 3.11 about understanding the social function and linguistic elements of the songs competences in syllabus of C-13. She chose this competences because it is clear for her to understand about that topic, so it does not make her faced some problems to do this project. Also, she hopes that by doing this research, she can solve the problems stated previously.

In addition, developing materials is taken by the researcher as a solution because she also had learnt about it. The researcher had learnt how to develop English materials when learning English Language Teaching Curriculum Development in fifth semester. Based on the lecture, she believes that developing materials is the appropriate way to overcome the problems above.

From the explanation above, the researcher will conduct study entitled ***“Developing Signs and Songs materials dealing with 2013 Curriculum for the seventh grade in MTsN Balang-Balang”***

## **B. Research Focus**

Based on the background stated previously, formulated the research focus is:  
*“How English learning materials should be developed systematically dealing with the 3.9 with 4.10 and 4.11 also 3.11 with 4.14 and 4.15 basic competences based on the 2013 Curriculum at the seventh grade in MTsN Balang-Balang?”*

By covering 4 subtopics;

1. How to formulate the organization of the English materials systematically dealing with the 3.9 with 4.10 and 4.11 also 3.11 with 4.14 and 4.15 basic competences based on 2013 curriculum?
2. How to arrange the English teaching systematically that is appropriate with the 3.9 with 4.10 and 4.11 also 3.11 with 4.14 and 4.15 basic competences based on 2013 curriculum?
3. How to design the content of English materials systematically based on the cognitive and skill competence at 2013 Curriculum?
4. How to determine the instrument of assessment of the English materials systematically dealing with the 3.9 with 4.10 and 4.11 also 3.11 with 4.14 and 4.15 basic competences based on 2013 Curriculum?

## **C. Research Objective**

In relation to the research focus above, the research objective of this study is:  
*To develop English learning materials systematically dealing with the 3.9 with 4.10 and 4.11 also 3.11 with 4.14 and 4.15 basic competences based on the 2013 Curriculum at the seventh grade in MTsN Balang-Balang.*



By covering the subtopics below;

1. To formulate the organization of the English materials systematically dealing with the 3.9 with 4.10 and 4.11 also 3.11 with 4.14 and 4.15 basic competences based on 2013 Curriculum.
2. To arrange the English teaching materials systematically that is appropriate with the 3.9 with 4.10 and 4.11 also 3.11 with 4.14 and 4.15 basic competences based on 2013 Curriculum.
3. To design the content of English materials systematically based on the cognitive and skill competence at 2013 Curriculum.
4. To determine the instrument of assessment of the English materials systematically dealing with the 3.9 with 4.10 and 4.11 also 3.11 with 4.14 and 4.15 basic competences based on 2013 Curriculum.

#### **D. Research Significance**

##### ***a. Theoretical Significance***

This research of this study will expect to develop material for the seventh grade at MTsN Balang-Balang especially for Signs and Songs materials.

##### ***b. Practical significance***

###### **1. Significance for the researcher**

By this research, the researcher itself can add insight, knowledge and experience regarding the broad scope of education, especially regarding the development of teaching materials based on the C-13.

## **2. Significance for the Students**

By this research, the researcher really hopes that the product of this study will be beneficial for them to improve their knowledge, active and creative in learning process especially for Signs and Songs materials by applying Taxonomy Bloom dealing with C-13.

## **3. Significance for the Teacher**

By this research, the researcher hopes that the product will facilitate them in teaching English particularly Signs and Songs materials dealing with C-13 more fun and full of creativities.

## **4. Significance for the Institution**

The product of this study have an interesting module which can they use as one of references for English lesson of the seventh grade dealing with C-13.

## **E. Research Scope and Delimitation**

The scope and delimitation of the research is focused more on developing Signs and Song Materials dealing with C-13 for the seventh grade in MTsN Balang-balang. The English materials will cover students' cognitive, psychomotor and affective. Furthermore, this research is only to develop Signs and Songs Materials based on 3.9 in pair with 4.10 and 4.11. Also, 3.11 in pair with 4.14 competence on syllabus.

The content of 3.9 competence is about understanding the social function, the structure of the text, and linguistic elements of the instruction, short notice, and warning/caution, based on the content of its use. Afterwards, the content of 4.10 Competence in syllabus is about apprehend the meaning of instruction, short notice, and warning/caution with simple oral and written. The content of 4.11 is about arrange instruction, short notice, and warning/caution, oral and written, short and simple, concern with social function, structure of the text, and element of discussion that is correct and according with the text.

The content of 3.11 competence is about understanding the social function and linguistic elements of the songs and 4.14 is about apprehend the meaning of the song competences on syllabus of C-13.

## **F. Definition of key terms**

The title of this research is “*Developing Signs and Songs Materials Dealing with C-13 for Seventh Grade at MTsN Balang-Balang*” In understanding the topic of this research easily, the researcher would like to present the definition of key terms, as follows:

### **1. Developing**

Developing refers to making or re-design a new product, ideas, and system. Developing is as the one of key terms because the research design that researcher uses is Research and Development (R&D). In this research, the researcher will develop materials about Signs and Songs based on 2013 Curriculum.

### **2. Signs and Songs Materials**

Sign material is a material based on 3.9 basic competence of the seventh grade syllabus of C-13. It is about apprehend the meaning of instruction, short notice, and warning/caution with simple oral and written.

Song material is a material based on 3.11 basic competence of the seventh grade syllabus of C-13. It is about understanding the social function and linguistic elements of the songs.

In this case, the researcher will design effective teaching materials about signs and songs materials dealing with C-13 that will be applied in the seventh grade of MTsN Balang-Balang

### **3. 2013 Curriculum**

C-13 is a new Curriculum developed to improve and balance both soft skills and hard skills of students. Such as; attitude, skill, and knowledge. Furthermore, this research will design a product dealing with C-13.



UNIVERSITAS ISLAM NEGERI  
**ALAUDDIN**  
M A K A S S A R

## **CHAPTER II**

### **REVIEW OF RELATED LITERATURE**

This chapter discusses about some previous research findings, some pertinent ideas, and theoretical framework.

#### **A. Some Previous Research Findings**

In this part, the researcher writes down some previous related research findings, they are:

Rima Damai Ganjarsari on her research “Developing the Song to teach Language Components for the Seventh Grade of Wahid Hasyim Junior High School Malang”. The researcher uses descriptive qualitative as the approach in order to explain systematic description about procedures in developing the song. Firstly, in need analysis step reveals that the students’ problems are lack in mastery vocabulary, pronunciation, and grammar. Secondly, in planning step, the researcher sets the objective of the song, choose the devices, choose the expert, choose the collaborator, and make an estimation of the time. Thirdly, developing the song using the familiar melody of “Goyang Dumang” and change the lyrics through four kinds of programs, namely Adobe Audition, Audacity, Movie Maker, and Subtitle Edit. Fourthly is passing the expert validation and try out step and getting the feedback of them. Finally,

the song to teach language components is developed by the researcher in order to answer the problem of the study.

Risqa Rahma (2008) on her research “The effectiveness of using English Songs in improving the students’ ability in writing at the Second Year of SMA NEGERI 1 BUA PONRANG KAB. LUWU” the result of the research using English songs in teaching writing an essay is considered effective because as seen in Chapter IV, the mean score of the writing test through English Songs in pre-test and post-test are different, where in pre-test, the students’ mean score was 4.53 and the mean score of students in post-test 5.63. From the data, we can conclude that even though the improvement was still low, but it is obvious that there is still improvement. Furthermore, using English songs for their writing did not work as well as possible even their grade increase.

Susanti (2015) concluded that there are some steps which have been done by her in order to develop the materials of English textbook entitled “*When English Rings the Bell*” for the seventh grade of Junior High School. *First*, she analyzed the book then arranged the guidelines for the proposed supplementary material development. *The last*, she proposed supplementary material development. The result shows that the supplementary material developments are able to complete the original material development. She developed the material based on the learning cycles of scientific approach and also the process standard of 2013 Curriculum.

Tegeh and Kirna (2013) reveal that the purpose of the study determines into measure the development of teaching materials for educational research method by using ADDIE model and the results of trials of teaching materials of research method for education development. The model used is the development of ADDIE Model (analyze, design, development, implementation, evaluation) because the research is the development of research. In the conclusion, the writers say that the trial results showed individual instructional materials are in the qualification enough and the field test results indicate that well-qualified teaching materials.

Referring to some previous research findings, the researcher concluded that developing materials for seventh grade student based on C-13 are still possible to be develop. It can be used as supplementary material in teaching and learning proses in the class. It means that English teachers will have variety of activities in order to avoid of being bored of students in learning English. Therefore, the researcher is sure that this development material might be beneficial for them to increase their English skill especially easy to understand the signs in daily life and the ability to arrest the meaning of the songs.

## **B. Some Pertinent Ideas**

### **a. Concept of material development**

#### **1. Definition of material development**



Tomlinson (2011:2) defines materials development is both a field of study and a practical undertaking. As a field it studies the principle and procedures of the design, implementation, and evaluation of language teaching materials. Furthermore, Richard (2001:2) states language curriculum development refers to the field of applied linguistic. It describes an interrelated set of processes that focuses on designing, revising, implementing, and evaluating language.

Yaumi (2012:181) conclude that developing material is instruction or not only as learner but also the deliverer who stand every day in front of the class. They also together with the expert of content, designer, and instructor implementation of education develop new concept in teaching and learning process.

## **2. Basic principles of second language acquisition relevant to the development of materials**

According to Tomlison (2011:8) there are sixteen basic principles of second language acquisition relevant to the development of materials for the teaching of language: (1) materials should achieve impact, (2) materials should help learners to feel at ease, (3) materials should help learners to develop confidence, (4) what is being taught should be perceived by learners as relevant and useful, (5) materials should require and facilitate learner self-investment, (6) students must

be ready to acquire the points being taught, (7) materials should expose the students to language in authentic use, (8) the learners' attention should be drawn to linguistic features of the input, (9) materials should provide the students with opportunities to use the target language to achieve communicate the purposes, (10) materials should take into account that the positive effects of instruction are usually delayed, (11) materials should take into account that students differ in learning styles, (12) materials should take into account that students differ in effective attitudes, (13) materials should permit a silent period at the beginning of instruction, (14) materials should maximize learning potential by encouraging intellectual, aesthetic, and emotional involvement which stimulates both right and left brain activities, (15) material should not rely too much on controlled practice, (16) materials should provide opportunities for outcome feedback.

## **2. Concept of Signs and Songs Materials**

### **a. Signs**

Signs help us in many different ways. They give directions, rules, or information on places, events, prices, and times. Merriam-Webster dictionary Direction (signs) is defined as a statement that tells a person what to do and how to do it: an order or instruction that tell us

how to go to a place. Moreover, Signs are a piece of paper, wood, and so forth, with words or picture on it that gives information about something such as an action or event which shows that something else exists, is true, or will happen. A motion, action, or movement that you use to express a thought, command, or wish.

### **b. Kinds of Signs**

There are 3 kinds of signs that will discuss in this chapter (KEMENDIKBUD 2013:175):

#### a. Short notice

If we do not do the sign, it does not make an accident.

*For example: Staff only. Keep the room clean and tidy. Do not enter.*

*No mobile phones in the library.*

#### b. Warning/caution

If we do not do the sign, it makes us got an accident.

*For example: Caution (very hot water. Danger, 240 volts. Slippery when wet), Warning (Dangerous Chemicals).*

#### c. Instruction

In this sign, we are limited with the instructions that usually students hear or see in the school or home.

*For example: Close the door, please! , Read the report carefully, No students should be late, always come on time, and Shake well before use.*

### **c. Songs**

The Webster's dictionary defines song as a short musical composition made up mutually dependent words and music that together produce a unique aesthetic response. Ebong (2006) stated that song is short piecing of music with words that you song. While Brown (2006) argued that Song was defined as the joined of words and music to art under emotional into the through.

### **d. Songs in Language Teaching**

Mustafa in Hambali (1999), gives six reasons for using songs in the classroom: (1) for many reasons students feel insecure in receiving a new language. Therefore, song and music can help students to relax and create an enjoyable classroom atmosphere, (2) song can provide language input. We can expose students to rhythms of language, (3) music and song are the reflection of the time and place that produced it. Thus, it helps to give cultural input to the students, (4) song can be used as text in the same way as passage,

short story, or poetry, or other piece of authentic materials, (5) song may be used as a supplement to textbook or can serve as the text itself in a variety of teaching situation such as; using song after a regular lesson, singing a song for a change of pace, and (6) song can arise students' interest in learning the foreign language, because songs ,ay have a powerful impact on us.

#### **e. The advantages of Using English Songs**

English songs as widely known and liked by the youth or student should not be neglected because they could valuable source for the process of English teaching learning. While Numbiar in Nasriani (2002:22) state that some advantages of using English songs in language learning, these are written bravely as follows : (1) by using songs in language learning teacher has varieties to the teaching. (2) Songs introduce an atmosphere of gaiety, fun, and informality in classroom, which is far more conducive environment for language learning. (3) Songs permits maximum participation of the students in that while class can Stimulant.

### **3. Concept of C-13**

#### **a. Definition of Curriculum**

Curriculum is one of the elements that contribute to realizing the potential quality of the development process of learners

(KEMENDIKBUD 2014:4). Furthermore, Poerwati (2013:3) state that curriculum is a sequence of potential experience set up in the school for the purpose of disciplining of children and youth in group ways of thinking and acting. Ahmad (2012:23) in Tanner and Tanner, (1975) stated that Curriculum is the planned and guided learning experiences and intended outcomes, formulated through the systematic reconstruction of knowledge and experience, under the auspices of the school, for the learner's continuous and willful growth in person-social competence.

**b. C-13**

C-13 was developed based on competency is indispensable as an instrument to train learners become : (1) qualified people who are able and proactively face the challenges of changing times, (2) educated people whose faith and fear to Allah SWT, the noble character, healthy, knowledgeable, capable, creative, and independent, (3) be a citizen of a democratic and responsible. (KEMENDIKBUD 2014)

Furthermore, C-13 development is a further step development of Competency-Based Curriculum that has been pioneered in 2004 and School-Based Curriculum (KTSP 2006) which includes Competence attitudes, knowledge, and skills in an integrated manner. There are four competences for the C-13: (1) Kompetensi Inti-1 (KI-1) for religious

competence, (2) Kompetensi inti-2 (KI-2) for social competence, (3) Kompetensi Inti-3 (KI-3) for cognitive competence, (4) Kompetensi Inti-4 (KI-4) for skill competence.

### **c. Components of Curriculum**

Poerwati (2013:35) points out the components of curriculum;

1. Goal, There is a goal in learning process
2. The content of curriculum, the students can obtain experiences from school. Those experiences had designed and organized before for student.
3. Learning process method, the way students obtain new learning experience for better learning process and students' goal.
4. Evaluation, to measure the process successful or no.

### C. Theoretical Framework

The study is aimed at developing signs and songs materials for the seventh grade students of MTsN Balang-Balang. Based on the 2013 Curriculum, teachers as educators should be able to implement the 2013 Curriculum in teaching and learning processes. They have to be productive, creative, innovative in teaching, and be able to develop students' competence. It is stated that one of the aims is to make the teacher be able to vary the learning and teaching activity in the class so that the students feel happy in learning English.

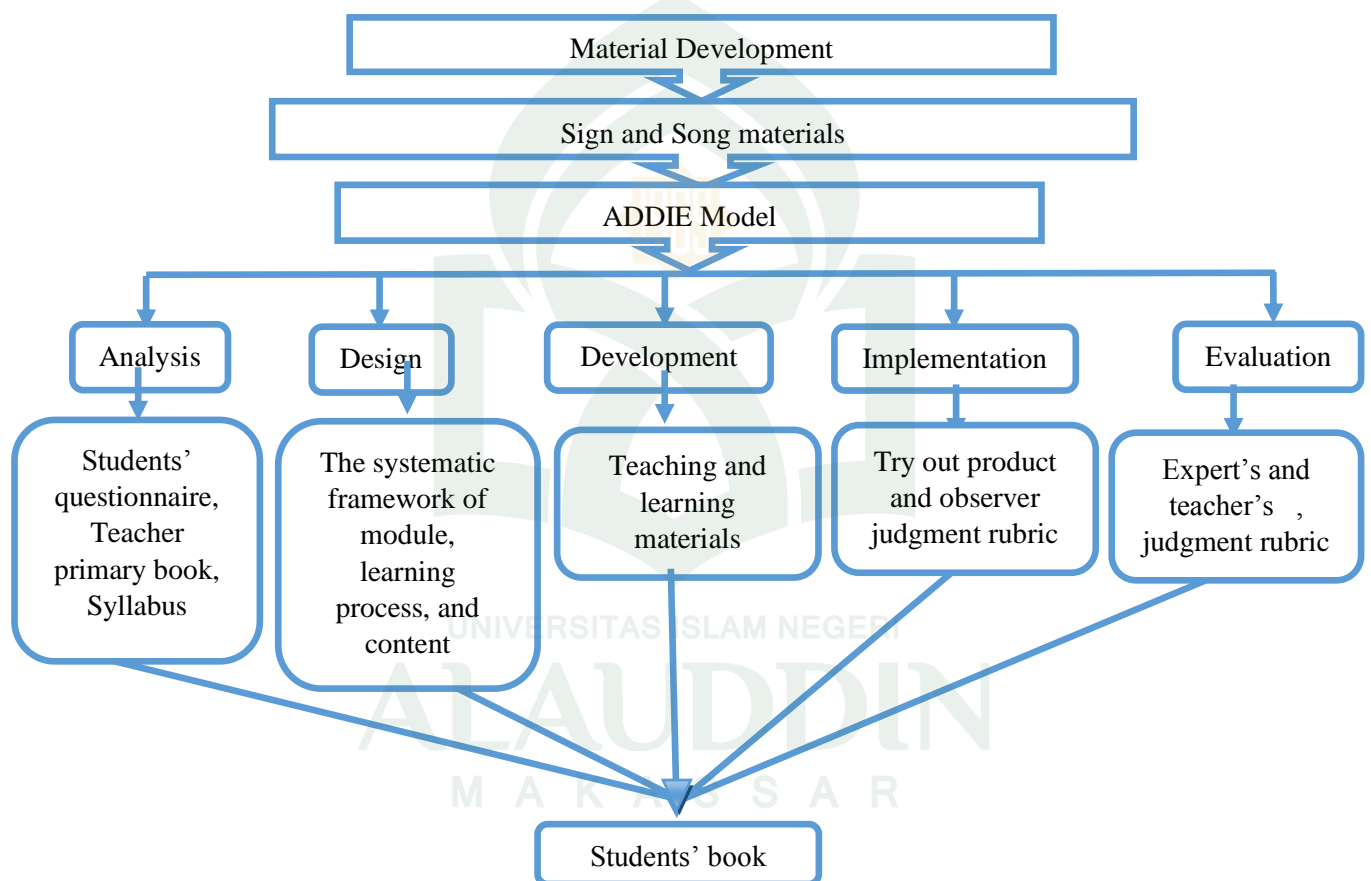
Since the teacher only uses an English module and a students' handbook that do not vary the learning activities based on 2013 Curriculum in the class. Here, the teacher should provide some kinds of supplementary materials that support the English teaching. In these ages, the students have a strong sense of fun, delight in talking, fantasy, imagination, and movement. Related to these points, the activity in the developed materials especially signs and songs should provide them with playing, moving, singing, talking, and so forth. The reason why the material needs to be developed is that there were lacks of learning resources that provide enough opportunities for the students to active and to use the objectives of language in daily life. If there were no materials that provide activities for the students, the objective of the English learning process will not be successfully achieved.



The problem needs to be solved. One of the ways to handle this problem is to develop supplementary materials especially the materials stated previously. There are many models in developing materials. One of them is ADDIE Model that consists of Analysis, Design, Development, Implementation, and Evaluation. The reason why the researcher chose it as the model in this study because saves more time and money than the other ones while they are easy to fix.

There are some instruments that will be used by the researcher in every phase to measure the rate of quality of the developed materials. In Analysis phase, she will use students' questionnaire, teacher primary book, and interview to analyze to students' needs. Next, Design phase, she will design the systematic framework, learning process, and content of module about the materials that will be developed. In line with the phase previously, the researcher will use syllabus and lesson plan to develop the materials that had been designed. In this phase, the expert will evaluate the developed materials by using expert's judgment rubric. Next, Implementation phase, the fixed development materials will be implemented in the real situation. The expert's judgment rubric also used in evaluating the result of field-try out to look whether the developed materials appropriate for the target learners or not. The last, Evaluation phase, the researcher will give judgment rubrics to the expert, the English teacher, and the students of the seventh grade in MTsN Balang-Balang to evaluate the final product. They will check the quality of the product whether the developed materials fulfilled to the students' needs as well as the aims and objectives of the

course or not. If all of the phases are clearly fix, the final product that contains of signs and songs materials dealing with 2013 Curriculum can be used as a “Students’ book” to support the teacher in teaching English in the seventh grade class. In addition, the theoretical framework of the study is summarized in a visual illustration below:



*Figure I: Theoretical Framework*

## CHAPTER III

### RESEARCH AND DEVELOPMENT METHOD

This chapter consider to research and development method of this study. It includes research method, development model, research subject, types of data, research instrument, data collecting procedure, try-out of product, and data analyzing technique.

#### A. Research Method

Based on the purpose of this study, the research design that will be used by the researcher is Research and Development (R&D). R&D is a name of research designs involving the learning device, such syllabi, teaching materials, student worksheets, learning media, tests to measure learning outcomes (Latief, 173: 2014).

Research and Development has many models which have been developed by experts such as model ASSURE, model ADDIE, model Jerold E. Kamp, dkk, Model Dick & Carey, model IDI, model Gerlach & Ely, and model Bela H. Banaty. After analyze among the models, the researcher will adopt ADDIE model. It an acronym which stands for **Analysis-Design-Development-Implementation-Evaluation**.

It developed by Florida State University initially to explain, "...the processes involved in the formulation of an Instructional Systems

Development (ISD) program for military inter service training that will adequately train individuals to do a particular job and which can also be applied to any inter service curriculum development activity.” The model originally contained several steps under its five original phases (analyze, design, develop, implement, and evaluate). The idea was to complete each phase before moving to the next. Over the years, practitioners revised the steps, and eventually the model became more dynamic and interactive than the original hierarchical version. By the mid-1980s, the version familiar today appeared.

The researcher will apply ADDIE model because this model is very useful having stages clearly defined which makes implementation of instructions effectively. It strives to save time and money by catching problems while they are still easy to fix. It also provides simple procedures to design and develop materials. In addition, “ADDIE” that stands for Analysis, Design, Development, Implementation, and Evaluation is designed to ensure that the learners will achieve the goals and objectives of the learning purposes. It is an iterative evaluation of each phase may lead the instructional designer back to any previous phase.

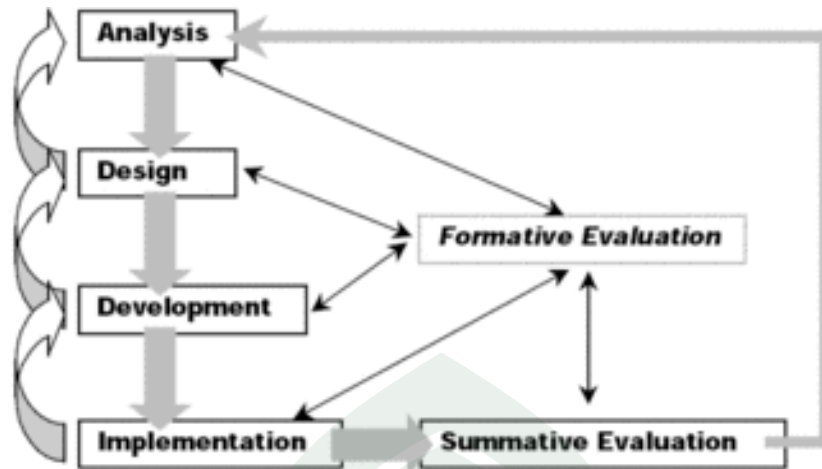


Figure 2. The ADDIE's Model (Steven J. McGriff)

## B. Development Models

The procedures in developing deal with ADDIE model which provides five phases;

### a. Analysis

In analysis phase, the researcher will analyze the teacher's handbook and the questionnaire distributed to the students to measure the students' learner. The analyzing also bases on the syllabus that refers to the 3.9 with 4.10 and 4.11 also 3.11 with 4.14 and 4.15 competences at 2013 curriculum. Thus, the researcher identifies the systematic English materials and relates to the primary course book used and the syllabus. Next, the researcher consults with the teacher to get more information about materials being developed dealing with the syllabus on the 2013 curriculum. Finally, the researcher will consider time line

and budget needed in this research. This phase is the most particular phase in ADDIE model because it is the basic for other phases of this model.

**b. Design**

In this phase, the researcher will design English materials dealing with 3.9 with 4.10 and 4.11 also 3.11 with 4.14 and 4.15 competences at 2013 curriculum. First, the researcher will make the systematic blueprint of the organization materials, learning materials, contents and assessment. Second, the researcher will look for several sources as the guidance for designing English material which is relevant with the name and the number of animals, things, and public building covered in the 3.9 with 4.10 and 4.11 also 3.11 with 4.14 and 4.15 competences.

**c. Development**

In this phase, the blueprint designed in the previous phase will be developed in this phase. There are some steps for finishing this phase. *First*, the researcher develops lesson plan based on the 3.9 with 4.10 and 4.11 also 3.11 with 4.14 and 4.15 competences at 2013 curriculum. *Second*, the researcher selects the way which is appropriate with learners' need and the researcher may fit scientific approach and learning methods in the 2013 curriculum to support learning objectives and materials. *Third*, the researcher develops the previous materials on the

syllabus and produces the materials innovatively about the names and the number of animals, thing, and public buildings materials dealing with curriculum 2013 objectives of the course. Then, the researcher organizes the English materials systematically. After that, the researcher validates the product to the experts to make sure whether the product is appropriate to the learners' needs as well as the goals and objectivities of the course or not. Last, the final product is ready to be implemented in trying out.

**d. Implementation**

This phase deals with trying-out the product. In this case, the product is not implemented in the real learning and teaching by the researcher but it is only to measure the appropriateness of the product based on the students' need by conducting trying-out. This phase also aims to know whether the product has fulfilled the objectives of course or not. If not, the product has to be revised on the basis of the data gathered from the try-out.

**e. Evaluation**

This phase is designed to measure the rate of quality of the materials as being implemented. It will measure the appropriateness of the

developing materials. In this evaluation, two experts are involved to check the quality of the product. They are the expert in the content of the course and one of the experts in instructional design.

There are two types of evaluation. They are formative and Summative evaluation. Formative evaluation is ongoing during and between phases. It deals with the evaluation during the process of the materials development, whereas summative evaluation deals with the final evaluation of developed materials. It occurs after the final of materials will be implemented in trying-out the product (Sukirman: 2013). The data are gathered through questionnaires, rubric for experts' judgment, and worksheet.

### **C. Research Subject**

Subject in this research are the seventh grade students of MTsN Balang-Balang. The subject is selected by the researcher because the English teacher of the first year students in this school has been using C-13 in teaching the materials in the class.

### **D. Types of Data**

There is only one type of data will be obtained in this study; qualitative data. Qualitative data are gathered from the experts' judgment, teacher's rubric, and questionnaire of students. From the experts' judgment, researcher can obtain some information about the strengths and weaknesses of the developed material.



Meanwhile, from the questionnaire, researcher can obtain some information about the students' needs especially about signs and songs materials.

#### **E. Research Instrument**

This research uses two kinds of instruments. They are questionnaire and rubric. The researcher will use the questionnaire (*see Appendix 1*) as the guidance to the development of the product that students' need. It will consist of design, materials, and practices or models that they need. In addition, the rubric will refer to the expert, teacher, and students as the professional of field study (*see Appendix 2*). Further, the judgment rubric of the expert and the teacher becomes the formative evaluation.

#### **F. Data Collecting Procedure**

Type of data being obtained on this research is only qualitative data. Qualitative data gathers from experts and teacher who evaluate the product of the research. From the teacher's and experts' judgment rubrics, researcher can obtain some information about the strengths and weaknesses of the developed materials. In line with that, the answer of questionnaire will be analyzed qualitatively to know the students' needs.

#### **G. Try out design**

The try-out design of the study is field try-out. In this case, the product is tried-out to the target subjects in the designed situation by the researcher and teacher in the classroom in order to evaluate the quality of the developed

materials. It is beneficial to find out the appropriateness of the product in the real situation later. Furthermore, expert, teacher, students, and researcher will work together to evaluate the result of field try-out.

#### **H. Data Analyzing Technique**

In line with the data of this research, there is a kind of technique in analyzing obtained data; qualitative. Depending on the basic philosophical approach of the qualitative researcher, many methods exist for analyzing data. Miles and Huberman in Thomas (1994: 10) stated that qualitative data analysis consists of three concurrent flows of activity: data reduction, data display, and conclusion drawing/verification.

In data reduction phase, the researcher will refer to select, focus, simplify, abstract, and transform data that appear in comments, notes, suggestions, rubrics, and questionnaires to short descriptions. Then, she will determine relevance of strings of the data before by making codes. Thomas (2006) stated that the goal of data reduction is to get the bigger picture from the data. While coding helps break down the data into smaller parts, data reduction is the process of abstracting back out from the particular to the conceptual.

In the second phase, data display, the researcher will organize the compressed information in the previous phase and assembling it in ways that help her drawing conclusions. It can be an extended piece of text or a diagram, chart, or matrix that provides a new way of arranging and thinking about the

more textually embedded data. Silverman in Thomas (2000) stated that data displays, whether in word or diagrammatic form, allow the analyst to extrapolate from the data enough to begin to discern systematic patterns and interrelationships. At the display stage, additional, higher order categories or themes may emerge from the data that go beyond those first discovered during the initial process of data reduction.

The last phase, conclusion drawing/verification, the researcher will try to represent and describe what she sees in the data (meanings, observations). The researcher will always refer back to the data displays and raw data as descriptions or causal statements are made. In addition, Thomas (2006) concluded this phase relies very heavy on logical evaluation and systematic description.

## CHAPTER IV

### FINDINGS AND DISCUSSION

This chapter deals with findings and discussion. In this section, the researcher shows all the data which she collected during the research and explained every component that was developed in this research. The problem statements of this study are also answered in this section.

#### **A. Findings**

The result of the research finished based on ADDIE model which had been done on the development. Furthermore, this section presented some results in the developing English Materials, signs and songs. They included the result of needs analysis, the result of product design by utilizing the qualitative method, and the results of validation by analysing the correction and suggestion from experts. All of the results were discussed on the following as the answer of the three Research Focus of this research.

#### **1. The result of Needs Analysis (Analyzing Phase)**

##### *a. The results of need analysis of materials based on the syllabus*

The result of needs analysis based on the materials in the syllabus of 2013 Curriculum covering the 3.9 in pair with 4.11, and 4.12 and the 3.11 in pair with 4.14 and 4.15 competencies were expected to the students to able to understand and make a sign which includes instruction, short notice, and

warning/caution. Also, to make students feel fun while studying through song materials. First, In the 3.9 basic competence, the core topics had been designed into eight subtopics, which were appropriate with the amount of meeting learnings. In another words, materials of the instruction, short notice, and warning/caution was divided into several subtopics. They are understanding instruction, giving instruction, understanding short notice, be safe!, understanding warning/caution, be careful!, make warning sign, and the last meeting is about group project. In addition, in 3.11 competence is about song materials, occurred in four meetings. They are; listen to me (1), listen to me (2), know Islam, and your mother. Second, every meeting had a core skill and it was integrated one another in flows of skill that the writer arranged sistematically. Again, learning activities dealt with scientific approach included observing, questioning, collecting information, associating, and communicating. Last, the researcher developed learning instruction referring to the type of activities which was consisted of individual, pair, and group activity, the amount of activities, and text structure. These materials were developed in order to provide suitable materials for the Seventh grade students of MTsN. Balang-Balang, Gowa.

*b. The results of need analysis of developing learning materials based on the student's questioinaires*

The questionnaires consisted of four parts. The first was students' information. The second was systematic organization of integrated English materials. The third was systematic English teaching which was appropriate with the learning activities and the fourth was systematic content of English materials covered the syllabus of the 2013 curriculum. After distributing the questionnaires, in systematic organization of integrated English materials part, the researcher then concluded all the findings in this part into a table as shown below;

Part	Number	Question	Answer	Conclusion
A	1	What kind of opening formation do you like most?	<ol style="list-style-type: none"> <li>1. Warming up = 0</li> <li>2. Ice breaking = 0</li> <li>3. Small games = 2</li> <li>4. Only pray = 18</li> <li>5. Motivation and inspiration story = 18</li> <li>6. All items = 12</li> </ol>	They liked pray
	2	When the class starts, what kind of act do you like?	<ol style="list-style-type: none"> <li>1. Listen to the teacher's explanation directly = 31</li> <li>2. Directly to practice = 0</li> <li>3. Reading the instruction from the book = 1</li> </ol>	They chose to listen to the teacher's explanation directly.
	3	What kind of learning material that you like?	<ol style="list-style-type: none"> <li>1. Text = 6</li> <li>2. Drawing = 15</li> <li>3. Dialogue = 5</li> <li>4. Presentation = 6</li> </ol>	They liked if the materials served with the drawing content.
	4	What kind of book design that you wish for?	<ol style="list-style-type: none"> <li>1. Drawing = 17</li> <li>2. With colors = 1</li> <li>3. Black and white = 2</li> <li>4. Drawing and with colors = 29</li> </ol>	The students like if the book is designed with drawing and with colors.

	5	What kind of design model that you wish for?	<ol style="list-style-type: none"> <li>1. Animation/ cartoon = 10</li> <li>2. Real picture = 22</li> </ol>	There are 22 students in total of thirsty two like the design model with “real picture”
--	---	--	--	---

**Table 4.1** *Result of questionnaire part A*

Table 4.1 part A above shown that the students like only pray for the opening formation, chose to listen teacher’s explanation directly when the class starts, liked if the materials served with the drawing content of the learning material, they liked if the book is design with coloring and drawing, and they like the design model with “real picture” of the book. Furthermore, in part B, the researcher came into a conclusion as shown in a table below;

Part	Number	Question	Answer	Conclusion
B	1	If sign materials (Instruction, short notice, and warning/caution) what kind of them you want to learn?	<ol style="list-style-type: none"> <li>1. Sign in school = 7</li> <li>2. Sign in the neighborhood = 4</li> <li>3. Sign on the street = 1</li> <li>4. All items = 20</li> </ol>	The students wanted to learn sign in all around them in daily activities
	2	If song materials, what kind of them you want to learn?	<ol style="list-style-type: none"> <li>1. Islami = 7</li> <li>2. Education = 4</li> <li>3. Family = 0</li> <li>4. All items = 21</li> </ol>	The students wanted to learn all about their life

**Table 4.2** *Result of questionnaire part B*

This part consisted of two questions, the students were liked all items to learn in sign (Instruction, short notice, and warning/caution) materials, such as sign in school, on the street, and all around them. Also, they want all theme of song in learning materials, for instance; Islamic, education, family,

and so forth. Then, also in the part C the researcher found a data as shown in the table below;

Part	Number	Question	Answer	Conclusion
C	1	What kind of learning model do you like?	1. Discussion = 10 2. Individual = 7 3. Pair = 11 4. Group project = 4	The student chose pair, discussion, and individual
	2	If you are asked to do a project in the class, what kind of model project do you choose?	1. Individual project = 4 2. Pair project = 1 3. Group project = 27	The students chose the group project
	3	If you are asked to present a related learning material, what kind of presentation model do you choose?	1. Individual presentation = 10 2. Pair presentation = 7 3. Group presentation = 15	The students liked to present the material in Group.

**Table 4.3** *Result of questionnaire part C*

Part C consisted of three questions, as a conclusion the researcher found that the students were liked the “Pair” and discussion in their learning model, students also chose the group project, and the students liked to present the material in group.

*c. The result of need analysis of Expert judgment suggestion*

The questionnaire that used by the researcher to analyze the students’ needs were originally designed by the researcher. At the first time, the researcher designed it by deciding the components that will be put on the questionnaire until it done with three parts. The first part was consist of six questions related to the organization of the materials, the point of the questions were to know the target of the materials systematic. Furthermore, in the second part that consists of four



questions related to the content of materials. These questions were to know the learning systematic that the students' need in order to achieve the target in designing the materials that applicable for the students. Then, in the third part that consists of five questions, the point of these questions was to know the target that wanted to achieve in systematic of learning materials.

Moreover, this questionnaire was not directly distributed to the students. The researcher also proposed to the expert to correct and give suggestion according to the questionnaire made. Then, the expert was suggested to delete and change some components of the answer choice of each question and resulting the final questionnaire that distributed to the students. Therefore, the result of this questionnaire was accepted and validated by the expert since it was relevant and applicable for the students.

## **2. The Design of the Content Materials (Designing Phase)**

In this phase, the researcher made a design of blue print. This blue print filled with six components. The components were the topic of each meeting, content of materials, primary skill, the flow of skills, scientific approaches that consist of five approaches (observing, questioning, collecting information, associating, and communicating), and the last was learning instructions that consist of three part (type of activity, amount of the activity in meeting, and text structure used).

### *a. The Result of Design of Topic and Content Materials*

This blue print lead twelve meetings divided by two basic competences. The topic of the first meeting until the eight meeting was about sign (Instruction, short notice, and warning/caution) according to 3.9 in pair with 4.10, and 4.10 competences. Each of the meetings has different content of materials for example the first meeting was understanding instruction. The second meeting was about giving instruction. The third meeting was about understanding short notice. The fourth meeting was “Be safe!”. The fifth meeting was understanding warning. The sixth meeting was “Be careful!”. The seventh meeting was an individual project “Make warning sign”. Also, the eight meeting was group project “I will pay attention to the signs around me”.

In addition, the topic of the ninth meeting until the twelve meeting was about song according to 3.11 in pair with 4.14, and 4.15 competences. Same with the previous basic competence, each of the meeting has different content of materials also. The ninth meeting was about Listen to me (1) with the song of “I have a dream”. The tenth meeting was listen to me (2) with the song of “lemon tree”, the eleventh meeting was about Islamic theme “know islam”, and the last meeting was about the theme of family “Your mother”.

*b. The Result of Design of Primary Skill and the Flow of Skills*

As mentioned before that there were six components in this blue print design and already wrote the topics and the content materials for each meeting. The other components were primary skill. Primary skill is the main skill that taught in a

meeting. Therefore, the flow of skills was the skill flows that appeared during the learning process when the materials taught. As known, there were four skills in English, they are reading, writing, listening, and speaking but it was not possible that in a meeting the four skills appeared.

*c. The Result of Design of Scientific Approaches*

Scientific approaches lead five elements based on 2013 curriculum. It was observing, questioning, collecting information, associating, and communicating that as the elements of the materials. These elements convinced to make the materials systematic.

*d. The Result of Design of Learning Instruction*

Learning instruction lead three parts, they are type of activity, amount of activity, and text structure. Type of activity here was the type of the project or assignment given. It could be self-activity, pair activity, group, etc. Furthermore, amount activity was the total of the activity given in a meeting. And text structure was the type or kind of structure that used in that material like the tenses or pronoun.

*e. The Result of Design of Expert Judgment Suggestion*

Furthermore, at the first time of the design of this blue print was lead learning instruction. There were pre-study instruction and glossary. However, the expert suggested to omit those parts since they didn't support the materials or in other words they didn't needed.

### 3. The result of the product design based on module (Designing Phase)

#### *a. The Result of Development of Rubric for Expert and Teacher*

This section presented some aspects on how to develop Signs and Songs Materials. They included the systematic organization of materials, systematic of English teaching, and systematic content of English. All of the aspects were discussed on the following.

##### 1. Systematic Organization of Materials

Systematic organization of materials included cover design, layout, organization of materials, and instructional objectives. First, cover design indicated that the cover is attractive to the learners. Second, layout included with 1) the layout is clear for learners and 2) the layout is attractive to the learners. Third, instructional objectives covered with 1) the instructional objectives are clear, 2) the instructional objectives are understandable, 3) the instructional objectives ordered appropriately, and 4) the instructional objectives reflect to the topic.

##### 2. Systematic of English Teaching

Systematic of English teaching covered activities that contain 3 parts, they were 1) the activities are attractive, 2) the activities are motivated learners, and 3) the activities are varied in format.

##### 3. Systematic content of English

Systematic content of English identified 4 parts. They were example, topic/subtopic, content of the materials, and language. First examples were dealt

with 1) the example were clear, 2) the example were understandable, 3) the example are too easy, 4) the example are too difficult, and 4) the example help learners to understand the material. Second, topic/subtopic divided into 1) the topics were appropriate with the syllabus, 2) the topics were relevant with the learners' need and interest, and 3) the topics were developed attractively. Third, content of materials measured 1) the content of the materials is clear, 2) the content of the materials is appropriate, 3) the content of the materials is understandable, 4) the content of the materials matches with the goals of the course, 5) the content of the materials matched the objectives of the course, 6) the content of the materials matches with the 2013 Curriculum, students' needs, and interest, 7) the content of the materials are well designed, and 8) the content of the materials is up-to-date. Last, language dispensed 1) the language used was appropriate with students' English proficiency, 2) the language was clear, and 3) the language was understandable.

*b. The Result of Development and Expert Judgment Suggestion*

Considering of the teaching materials that developed, the expert found some grammatical errors and misspelling words in the product especially in instruction of the scientific approaches. The expert also told the researcher to use the simple language in the content of materials. Forward, the expert said that the researcher should implement the material immediately.

**4. The Result of Implementation (Implementing Phase)**

*a. The results of materials based on the observation learning instrument*

In this phase, there were three main stages of the implementation of the preliminary study, the core and the cover. At a preliminary stage, there were several aspects that needed to be considered. Therefore, All of the results were discussed on the following weighted achievement by an observer with 1 until 4 grading scale, where 1 (very good) 2 (good) 3 (less good) 4 (not good). The results of the observer ratings, the first was a form motivation of students that include; associate learning materials were now with the experience of learners (score 4). Asking challenging questions (score 3). Delivering the benefits of learning materials (score 3). Demonstrating something related to the subject materials or topic (score 4) and checking the behavior of the initial (entry behavior) (score 3). The second was the delivering of competency and plan activities that include; delivering the capability to be achieved by learners (interaction KI 3 and KI 4 which have implications for the development of KI 1 and KI 2) (score 4) and submitting an action plan (score 3).

Furthermore, the core learning phase to consider several aspects including; mastering of the material which cover; the ability to adapt material to the learning objectives (score 4). The ability to link the materials with other relevant knowledge, science, and technology development in the real life situation (score 3), managing the discussion of learning materials with learning experiences appropriately (score 4). Presenting material in a systematic (easy to difficult and concrete to the abstract) (score 4).

Moreover, the core activities of observer also concluded the implementation of learning achievement. These were the observations; aspects of the application of learning strategies, including; the learning activities in accordance with the competence to be achieved (score 4). The learning activities included preliminary component, the core and the cover (score 4). Learning activities coherently (score 4). Discipline and good classroom atmosphere (score 3), contextual learning (score 4). Developing spiritual attitude activity learning and social attitudes of learners (score 4) as well as learning according to the planned time allocation planned.

In other hand, analyst also formulated the score due respect to the application of scientific approach (observing, questioning, collecting information, associating and communicating), among others; facilitating learners to observe and to determine the problem that we wanted to know (score 4). Facilitating learners to formulate questions (score 4). Facilitating learners to gather information /data relevant to the questions that have been formulated (score 4). Facilitating learners to process/analyze information to make conclusions (score 4). Facilitating learners to communicate knowledge gained.

In addition, observer also concluded an assessment of teachers based on the utilization of learning resources/media in learning. The analyst Viewed aspects included; demonstrating skills in the use of learning resources (score 4). Demonstrating skills in the use of learning media as varied as the use of audio/song,

cartoons and play games (score 4). Producing a compelling message through the use of instructional media (score 3). Involving the students in utilization learning resources (score 4). Engaging learners in the use of media (score 4).

Therewith, Fostering active participation of learners (mental, physical, and social) through the interaction of teachers, learners, learning resources (score 4). Respond positively the participation of learners (score 4). Demonstrating interpersonal relationships conducive (score 3). Cultivating cheerfulness or enthusiastic learners in learning (score 4). At least, that aspect was also inseparable from the observer ratings of them use language correctly and on the learning and teaching cover. Therefore, concluded the results of such assessment; using spoken language clearly and fluently (score 4). Using written language is good and right (score 4). Conduct a reflection or a summary to engage learners (score 4). Providing oral and written tests (score 4). Collecting work as portfolio materials (score 4). Conducting a follow-up to provide direction following activities and tasks enrichment or remedial (score 4).

*b. Expert judgment suggestion*

Finally, the expert pointed out that the teaching materials that the author developed previously were clear, understandable, and applicable.

**5. The Result of Evaluation (Evaluating Phase)**



*a. The Result of Evaluation of Analysis of Students Teaching Materials*

The result of evaluation of analysis of students teaching materials was covering five components. First, the suitability of the contents of the book with the basic competencies consisting 1) Contents instructional materials described conformity with coverage KD of KI-1 and KI-2, 2) Contents of teaching materials described conformity with coverage KD of KI-3, 3) Fill instructional materials describe the conformity with coverage KD of KI-4, 4) Contents of teaching materials describe the adequacy growth development KD of KI-1 and KI-2, 5) Fill each instructional materials describe the adequacy Achievement Indicators KD of KI-3, and 6) Content of teaching materials describe conformity with the adequacy Achievement Indicators KD of KI-4. Second, the breadth, the depth, the present, and the accuracy of the learning material in each chapter guide students included 1) contents of teaching materials describe the suitability, breadth, and depth of the material with coverage KD of KI-1, KI-2, KI-3, and KI -4, 2) fill instructional materials describe the suitability of the material in the context of the current (present), and 3) fill instructional materials describe the accuracy / truth concept. Third, shows an example of teaching materials (factual knowledge, conceptual and procedural) in each chapter guide students. Which includes 1) Contents of teaching materials to illustrate examples of material factual knowledge, 2) Fill material teaching materials to illustrate examples of conceptual knowledge, and 3) The contents of teaching materials describe examples of the material exposure procedural knowledge. Fourth,

the feasibility of the learning activities in each chapter guide students. Which includes 1) Contents of teaching materials describe the steps KD achievement of KI-3 and KI-4, and 2) Fill instructional materials describe the use of one of the activities step learning model discovery learning, project-based learning, problem-based learning, inquiry learning, genre-based learning. Fifth, feasibility assessment in each chapter guided the students in 1) Fill each instructional materials describe aspects growth development attitude, 2) The contents of teaching materials describe their assessment knowledge aspect, and 3) The contents of teaching materials describe the aspects of skill growth development.

*b. The Result of Evaluation of Expert Judgment Suggestion*

The components of the teaching materials in 3.9 in pair with 4.10, and 4.11 also 3.11 in pair with 4.14 and 4.15 competences that developed as a module already shown and checked by the expert and again to validate the learning materials (module), expert used the instrument of Learning Materials Analysis. The Learning Materials Analysis used was the standard one, where there approximately four items marked then the module validated.

Moreover, the first item was the suitability of the materials with the Standard Competence. Then, the expert his self-marked that the learning materials in the module already suitable with the standard competence (KI 1-4). The second item was the breadth, depth, up to date, and accuracy of the teaching materials in every single meeting. The expert claimed that all the materials in were accurate and up to

date since the source were strong and accurate. Further, the third item that marked was the sample of the learning materials should showed the factual knowledge, conceptual knowledge, as well as its procedure. The expert claimed that the learning materials already showed what this item was strived for. The last item was the properness of the learning activity in every single meeting. Since the activities in the module were cleared and explained the step of the activity by using the scientific approaches, then the expert convinced that all the learning activities were proper. Finally, after all the items marked and resulted goods mark, the learning materials (module) then claimed as valid.

## **B. Discussion**

As indicated by the result of the questionnaire and interview with the English teacher in MTsN Balang-balang that there were many obstacle faced by her in implementing 2013 Curriculum. The lack of sufficient preparation to teach the new curriculum for the teacher. They still did not understand to apply this Curriculum properly, because there is no absolutely training teacher of religious ministry related to the implementation of C-13, facilities and learning resources (handbook) are inadequate and not enough to be applied. Also, the systematic contents of materials were not suitable with the students' understanding, because they did not cover by students' needs. The teacher is still adapting and combining some books such as KTSP book. Therefore, the teacher need additional sources of teaching materials to vary the learning activities in the class based on C-13 effectively.

Based on the research focus presented in the previous chapter, there was a research question by covering three subtopics questions that will be answered. They were systematic organization of materials, systematic content of materials, and systematic learning of materials. Accordingly, the researcher tried to develop the teaching materials which according to student needs and based on 2013 Curriculum systematic by using ADDIE model.

The findings above are in line with some previous findings. *The First*, Tegeh (2013) points out on his research “Pengembangan Bahan Ajar Seminar Problematika Teknologi Pendidikan Degan ADDIE Model” style this research is used system which has develop steps systematically and syllabus to design and develop material deal with classic or individual. Moreover, ADDIE model is one of model in Research and Development method that appropriate to conduct this research.

*The second*, Rima Damai Ganjarsari on her research “Developing the Song to teach Language Components for the Seventh Grade of Wahid Hasyim Junior High School Malang”. The researcher uses descriptive qualitative as the approach in order to explain systematic description about procedures in developing the song. Firstly, in need analysis step reveals that the students’ problems are lack in mastery vocabulary, pronunciation, and grammar. Secondly, in planning step, the researcher sets the objective of the song, choose the devices, choose the expert, choose the collaborator, and make an estimation of the time. Thirdly, developing the song using the familiar melody of “Goyang Dumang” and change the lyrics through four kinds of programs,

namely Adobe Audition, Audacity, Movie Maker, and Subtitle Edit. Fourthly is passing the expert validation and try out step and getting the feedback of them. Finally, the song to teach language components is developed by the researcher in order to answer the problem of the study.

Moreover, in terms of the frequency of student needs of questionnaire questions, the researcher indicated that in learning English, particularly in learning Signs and Songs materials, students needed materials was well-organized, understandable, easy to understood, full color, real picture, and so forth dealing with syllabus of the 2013 Curriculum (**Table 4.1,4.2, and 4.3**).

Furthermore, from the research question about need analysis, the researcher found that before start the learning process, students chose only pray. Then, when class starts, the students chose to listen the teacher's explanation. They also like the design of that book was drawing, full color, with the real picture. Moreover, the students chose the content of materials about sign (instruction, short notice, and warning/caution) in all items around them, the findings obtained that the students chose pair, discussion, and individual as their learning model, they chose the group project if there is project that have to do in the class, also the students liked to present the material in group.

In addition, designing English Teaching Materials may range from one-off, single use items to extensive programs of work where the tasks and

activities build on each other to create a coherent progression of skills, concepts, and language items. Moreover, in 2013 curriculum or K-13, it was arranged that the components of the materials should apply the syllabus, where core competences (KI 1-4) must be achieved. Furthermore, this research was done with a product called Module where arranged based on K-13 and based on the students' need. This module hoped can help both the teachers and students in learning English especially about Sign and Song.





UNIVERSITAS ISLAM NEGERI  
**ALAUDDIN**  
M A K A S S A R

## CHAPTER V

### CONCLUSIONS AND SUGGESTIONS

This chapter deal with conclusion of this research and suggestion for some people related to this research

#### A. Conclusions

Based on the findings and discussions of the research, and are associated with the formulation of the research focuses, it can be concluded some points related to the development of Signs and Songs Materials as follows:

1. The systematic organization of developing Signs and Songs Materials dealing with 2013 Curriculum was developed based on the result of the analysis of the questionnaire that distributed to the students in Seventh Grade (7.2) at MTsN. Balang-balang, Gowa where the aim of the questionnaire was to know the students' need in learning Signs (Instruction, short notice, and warning/caution) and Songs.
2. The systematic English Teaching which is appropriate with the learning activities based on the 2013 Curriculum already appropriate based on the analysis of the analyst and the observer when the implementation done.



3. The systematic content of Signs and Songs covered the syllabus of the 2013 Curriculum already checked by the expert in order to validate the whole materials in a Module and claimed that it was validated by the expert.

## **B. Suggestions**

This part refers to the suggestions for utilization of the product, and dissemination of the product. They were discussed on the following.

### **1. Utilization**

This product is developed for Seventh Grade students. It can be used in English Language Teaching Department. Therefore, it is strongly recommended for the teachers who teach English subject to use this product as their primary reference.

### **2. Dissemination**

Many ways can be done to disseminate this product. *First*, publishing for a commercial purpose can be the best way to disseminate it because the publisher will work hard to sell it as much as possible. *Second*, calling a seminar or workshop can also be away to disseminate it. It means that it was promoted to the public who attend to the seminar. *Finally*, the internet is also one of the best alternatives to disseminate it. It can be uploaded either for commercial or free, and then we share

its link to our friends, community, and groups using Facebook, Twitter, E-mail, and other social media.



## BIBLIOGRAPHY

- "ADDIE Model". *Instructional Systems, College of Education, Penn State University*. [http://www.instructionaldesigncentral.com/html/IDC\\_instructionaldesignmodels.htm#addie](http://www.instructionaldesigncentral.com/html/IDC_instructionaldesignmodels.htm#addie) (13 Mei 2015).
- Arikunto, Suharsimi. *Prosedur Penelitian*. Jakarta: Rineka Cipta. 2010.
- Ahmad, Djuwairiah, *Curriculum Reform: An overview of the English Teaching in Indonesian context*. Makassar: Alauddin University Press. 2012.
- Amri, Sofan. *Pengembangan & Model Pembelajaran dalam Kurikulum 2013*. Jakarta: Prestasi Pustaka. 2013.
- Brown, Joy L. M. "Rhymes, Stories with Songs and Music." *ESL Games Website*. April, 2006. <http://iteslj.org/Articles/Brown-Rhymes.htm>; (Retrieved on October 16, 2015)
- Carl, Arend E, *Teacher empowerment through curriculum development*. Cape Town: Juta. 2009.
- Dubin, F., and E. Olshstein. *Course Design*. Cambridge University Press: 2000.
- Ebong Balbina, Sabbadini Marta J. "Developing Pronunciation through Songs." *British Council Website*. June 21, 2006. <http://teachingenglish.org> (Retrieved on October 16, 2015)
- Fadillah, M. *Implementasi Kurikulum 2013 dalam Pembelajaran SD/MI, SMP/MTS & SMA/MA*. Yogyakarta: Ar-Ruzz Media. 2014.
- Ganjarsari, Rima Damai. "Developing the Song to teach Language components for the Seventh Grade of Wahid Hasyim Junior High School Malang". 2015
- Ilyas, Hamka. *Konsep & Teori Pengembangan Kurikulum*. Makassar: Alauddin University Press. 2011.

- Kementrian Pendidikan Dan Kebudayaan. *Model pelatihan implementasi kurikulum 2013*. Jakarta: Badan Pengembangan Sumberdaya Manusia Pendidikan dan kebudayaan dan penjaminan mutu pendidikan Kementrian pendidikan dan kebudayaan. 2014
- Khair Miftahul “Developing English Learning Materials for Young Learners Based on Needs Analysis” *Thesis*, Makassar: School of Undergraduate Studies. State Islamic University, 2015
- Latif, Muhammad Adnan. *Research Methods on Language Learning (An Intriduction)*. Malang: UM Press, 2014.
- Mulyasa. *Pengembangan dan Implementasi Kurikulum 2013*. Bandung: Remaja Rosdakarya. 2013.
- Mulyoto. *Strategi pembelajaran di era kurikulum 2013*. Jakarta: Prestasi pustaka Jakarta. 2013
- Nation, I. S. P. and Jonathan Newton, 2009. *Teaching ESL/EFL Listening and Speaking*. New York: Routledge Press, 2009.
- Permadi, Komang Satya. “*Developing English Vocabulary materials for the First Grade students of Junior High School*”. 2012
- Poerwati, Loeloek Endah dan Sofan Amri. *Panduan memahami Kurikulum 2013*. Jakarta: Prestasi pustaka publisher. 2013
- Putra, Nusa. *Research & Development Penelitian dan Pengembangan: Suatu Pengantar*. Jakarta: Fajar interpratama Offset. 2012.
- Rahman, Risqa. 2008. “*The effectiveness of using English Songs in improving the students’ ability in writing at the Second Year of SMA NEGERI BUA PONRANG KAB. LUWU*”. A thesis, English Education of Tarbiyah Faculty of State Islamic University.
- Richard, Jack C. *Curriculum Development in Language Teaching*. New York: Cambridge University Press. 2007.

Sugiyono. *Metode Penelitian Pendidikan: Pendekatan Kuantitatif, Kualitatif, Dan R&D*. Bandung: Alfabet. 2008.

Tegeh and Kirna. 2013. *Pengembangan Bahan Ajar Metode Penelitian Pendidikan dengan ADDIE Model*. Volume 3. [e-journal]. Available in: <http://ejournal.undiksha.ac.id/index.php/IKA/article/view/1145/1008>.

Thomas, David R. *A General Inductive Approach for Analyzing Qualitative Evaluation Data*. New Zealand: University of Auckland. 2006.

Tomlinson, B, *Materials Development in Language Teaching*. United Kingdom: Cambridge University Press. 2011.

Yaumi, Muhammad. *Desain Pembelajaran Efektif*. Makassar: Alauddin University Press. 2012.



**APPENDIX 1****QUESTIONNAIRE FOR STUDENTS****A. Identitas Responden**

**Nama Siswa** :  
**Jenis Kelamin** : Laki-laki/Perempuan  
**Usia** :  
**Kelas** :  
**Asal Sekolah** :

**B. Target yang ingin dicapai pada sistematika penyajian/ *Organization materials***

Berikan tanda centang (✓) pada setiap pilihan Anda. Jawablah dengan jujur dan sesuai keinginan Anda.

1. Formasi belajar seperti apa yang paling anda sukai sebelum materi dimulai?

- Warming up
- Ice breaking
- Small games
- Cukup dengan berdoa
- Cerita motivasi/inspirasi
- Semuanya

2. Pada saat materi akan dimulai, perlakuan apa yang anda sukai?

- Mendengarkan penjelasan guru
- Langsung praktek saja
- Memilih membaca instruksi yang ada pada buku

3. Bentuk materi apa yang anda sukai?

- Teks
- Bergambar
- Dialog
- Presentasi

4. Desain buku seperti apa yang anda minati?

- Bergambar
- Berwarna
- Hitam putih
- Bergambar dan berwarna

5. Model desain seperti apa yang anda sukai?

- Animasi/kartun
- Gambar nyata (asli)

**C. Target yang ingin dicapai pada sistematika Isi pelajaran/ *Content materials***

6. Jika materi TANDA (Instruction, short notice, warning/caution) apa yang anda inginkan?

- Tanda yang ada di sekolah
- Tanda yang ada di lingkungan sekitar
- Tanda yang ada pada jalan raya
- Semuanya

7. Jika materi lagu, lagu dengan tema apa yang anda inginkan?

- Lagu islami
- Lagu dengan tema pendidikan

- Lagu dengan tema keluarga
- Semuanya

**D. Target yang ingin dicapai pada sistematika pembelajaran/ *Learning materials***

8. Model belajar apa yang anda sukai?

- Diskusi
- Individu
- Berpasangan
- Project group

9. Apabila anda ditugaskan mengerjakan proyek dalam kelas, manakah yang anda pilih?

- Proyek secara Individu
- Proyek secara Berpasangan
- Proyek secara Berkelompok

10. Apabila Anda ditugaskan mempresentasikan materi pelajaran yang terkait, manakah yang anda pilih?

- Presentasi secara individu
- Presentasi secara peer group
- Presentasi secara berkelompok

**TERIMA KASIH ATAS KERJA SAMANYA ☺**



## APPENDIX 2

### Expert and teacher's Rubric

No	Aspects	Component	Criteria	Yes	Partly	No		
1.	Systematic Organization of Materials	Cover Design	The cover is attractive to the learners					
		Layout	The layout is clear for learners					
			The layout is attractive to the learners					
		Organization of Materials	The materials are organized attractively					
			The organization of material in the form of units is appropriate					
			The materials are organized in logically ordered tasks					
		Instructional objectives	The instructional objectives are clear					
			The instructional objectives are understandable					
			The instructional objectives ordered appropriately					
			The instructional objectives reflect to the topic					
					The activities are attractive			

2.	Systematic English Teaching	Activities	The activities are motivated learners			
			The activities are varied in format			
		Example	The example are clear			
			The example are understandable			
			The example are too easy			
		3.	Systematic content of English		The example are too difficult	
The example help learners to understand the material						
Topic/Subtopic	The topic are appropriate with the syllabus					
	The topic are relevant with the learners' need and interest					
	The topic are develop attractively					
	The content of the materials is clear					
	The content of the materials is appropriate					
	The content of the materials is understandable					

			The content of the materials matches with the goals of the course			
			The content of the materials is matches the objectives of the course			
		Content of the materials	The content of the materials is matches with the Curriculum 2013, students' needs, and interests			
			The content of the materials are well-designed			
			The content of the materials is up-to-date			
		Language	The language used is appropriate with students' English proficiency			
			The language is clear			
			The language is understandable			

Adapted from Khoir (2014)

**Note comment and suggestion:**

.....

.....

.....

.....

.....

.....

.....

.....

.....

.....

.....

.....

.....



Expert.

H. Jemma, S.Pd., M.Pd.

UNIVERSITAS ISLAM NEGERI  
**ALAUDDIN**  
M A K A S S A R

NIP: 19691231 199403 1 058

Meeting	Topic	Content of Materials	Core Skill	Flow of Skills				Scientific Approaches				Learning Instruction			
				Listening	Writing	Observing	Questioning	Collecting Information	Associating	Communicating	Type of Activity	Amount of activities	Text Structure		
1 <sup>st</sup>	KD 3.9 dan 4.10 & 4.11 Instruction,	Understanding Instruction	Writing	Listening Writing	- The students Listen to the teacher explain about instruction - The students Look at the example of the Instruction	The students Ask to the teacher about what they don't understand about the instruction	- The students give the instruction to your friend, then he/she responds it using English! (Role play)	- The students match the halves of the instruction	- The students write their answer on the board!	Pair, presentation	7	Be.....! Stop! Go! Don't.....! .....+Ving Verb I+ object			
2 <sup>nd</sup>		Giving Instruction	Speaking	Listening	- The students listen to the	- The students read the following	- In pair, the students make a	In pair, the students demonstrate the	Individual, In pair, presentation	8	Be.....! Stop! Go! Don't.....!				

		n	Writing Speaking	teacher practice a simple conversation about giving instruction on	chance to ask about the conversation above!	instruction s aloud - The students find the meaning of the instruction	short conversations based on the instruction in activity	conversation in front of the class!	.....+Ving Verb I + object
				- The students follow the teacher give instruction on	- The students look at the picture and then answer the question about it				

3 <sup>th</sup>	KD 3.9 dan 4.10 & 4.11 Short notice	Understanding Short notice	Writing	Reading Listening	- The students look at the picture based on short notice - In pair, the students discuss the following questions based on the instructions	The students ask about which part you don't understand	The students label the pictures with appropriate notice sign!	- The students answer the question with "Yes, I can" or "No, I can't" - The students look at the workplace signs and write their meanings and the place where you would see them!	The students present your answer in front of the teacher!	In pair, presentation	6	To give instruction... To ask people to... To advise... To remaind.... To band....
4 <sup>th</sup>		Be safe!	Writing	Reading Writing	- Students observe short notice they see in school as much as possible	The students ask about what they do or do not do when they see these notice!	In pair, the students collect and write the notice they have found	In pair, the students draw and describe the notice they have found	- The students present their paper answer in front of the class - In pair, the students Read the text and	In pair, presentation	6	Can/may Must/have to Allowed/permitt ed/let Suggested/reco mended Asked/hoped Can't/may not Forbidden/bann ed

					complete the question with missing words		
5 <sup>th</sup> KD 3.9 dan 4.10 & 4.11 Warning/Caution	Understanding Warning	Writing	Reading Listening Writing	<ul style="list-style-type: none"> <li>- The students look at the picture</li> <li>- In pair, the students discuss the questions based on the picture</li> <li>- The student ask about what they don't understand</li> <li>- The students unscramble the words below to review the "caution/warning" words found on product labels!</li> </ul>	<ul style="list-style-type: none"> <li>- The students look at the workplace warning signs and write their meanings and the place where you would see them!</li> <li>- The students match the words with the picture</li> </ul>	The students present their answer in front of the teacher!	In pair, presentation  6  -



6 <sup>th</sup>	KD 3.9 dan 4.10 & 4.11 Warning/ Caution	Be careful!	Writing	Writing	- In pair, the students look at the picture and cross out the false sentence!	The students ask about what they don't understand	The students draw a line to match the warning sign with its meaning!	- The students Thick (✓) in the right column if it is safe or dangerous us	The students present your answer in front of the teacher!	In pair, presentation	5	-
7 <sup>th</sup>		Make warning sign	Writing	Writing	- The students look at the example of warning maker	The students ask about what they don't understand	- The students search the condition you will put warning sign!	The students make their own warning sign based on your creativity!	The students present their own creativities in front of the class!	Individually, presentation	5	-

8 <sup>th</sup>	KD 3.9 dan 4.10 & 4.11 instruction, short notice, and warning/caution	I will pay attention to the signs around me!	Writing	-	- The students find the situation that given signs along with your group around the school!	and about the explanation	The students ask about what they don't understand	- In pair, the students discuss the following questions about the song "I have a dream"	The students Listen to the song "twinkle-twinkle little star" and fill in the blank with the provided words!	The students sing that song with your friend!	In pair, presentation	6	
9 <sup>th</sup>	KD 3.11 dan 4.14 Song	Listen to me	Listening	Listening Writing Speaking	The students listen to the song "I have a dream"	The students ask about what they don't understand	- In pair, the students discuss the following questions about the song "I have a dream" with your partner!	-The students					

10 <sup>th</sup>	KD 3.11 dan 4.14 Song	Listen to me 2	Writing	Listening Writing Speaking	- The students listen to the song "Lemon tree"	The students ask about what they don't understand	The students complete the following song with the provided words	- The students look up the words that you don't know in dictionary! - The students Link as many synonyms, antonyms, words of the same family, or	- The students present their answer - The students choose 5 words from the song that you will use this week!	Pair, presentation	8	

<p>11<sup>th</sup></p> <p>KD 3.11 dan 4.14 Song</p>	<p>Know Islam</p>	<p>Listening</p>	<p>Listening Writing</p>	<p>The students listen to the song "know Islam"</p>	<p>The students ask about what they don't understand</p>	<p>The students translate the song into Indonesia with your partner!</p>	<p>The students discuss the following question based on the song "Know Islam" with their partner!</p>	<p>The students sing the song with their partner in front of the class!</p>	<p>In pair</p>	<p>6</p>	
---	-------------------	------------------	--------------------------	---	--	--	---	---	----------------	----------	--

12 <sup>th</sup>	KD 3.11 dan 4.14 Song	Your mother	Speaking	Listening Reading Writing Speaking	- The students listen to the song "Your mother"	The students ask about what they don't understand	The students answer the following question based on the song above! "your mother"	The students listen the song "My mum is amazing" and choose the right word!	- The students present their answer - The students put five words from both of the song that they will use this week for their mother!	Individual, presentation	7	
------------------	-----------------------	-------------	----------	------------------------------------	---	---	---	---	---	--------------------------	---	--

## APPENDIX 3

## UNDERSTANDING INSTRUCTIONS

### Meeting 1

#### LISTENING



##### Observing

Activity 1: keep a close watch on what your teacher explains about Instruction!

Look at to the following example!



respos21car.com

				
Open your book	Stand up	Sit down	listen to the teacher	write
				
Look	listen	say "hello"	write on the board!	Speak in English
				
Clean the board!	Raise your hand!	Work your homework!	Work in pairs!	Come here!
				
Don't talk	don't sleep	help each other	bring your supplies	hurry up, you will be late
<b>DON'T FORGET TO SAY, PLEASE AND THANKS ☺</b>				

Source: iSLCollective.com

## YOU SHOULD KNOW

- » Instruction (Instruksi) yaitu merupakan perintah atau aturan untuk melakukan suatu pekerjaan atau melaksanakan suatu tugas.
- » Teks instruksi disini, dibatasi dengan instruksi-instruksi yang biasa didengar atau dilihat oleh peserta didik di lingkungan sehari-harinya. Baik di lingkungan tempat tinggal maupun lingkungan sekolahnya.

Contoh kalimat perintah: *Be...!, stop...!, Go!, Hurry Up!, Don't!*,



## SPEAKING

### Questioning

Activity 2: ask to the teacher about what you don't understand.

## WRITING

### Collecting Information

Activity 3



Give the instruction to your friend, then he/she responds it using English!

Role play!

## WRITING

### Associating

Activity 4

Match the halves of the instruction!





1. Write
2. Open
3. Don't
4. Clean
5. Do
6. Put
7. Be

1. Quite
2. Your homework
3. On the board
4. Be late
5. Your book
6. Your book away
7. The board



Source: [www.google.com](http://www.google.com)

### Activity 5



Find ten instructions in the word search!

R F T U I R E D W  
 E S I N G A T L R  
 A P A S K B E O I  
 D L O Y F R E O T  
 C S P T H I N K E  
 C O M E H E R E Z  
 J U T F A S L N O  
 L I S T E N W L K  
 U P **M A T C H** T O

Work in  
pairs



Source: www.google.com










### Activity 6



Complete the picture with a good instruction  
below!

(Work in pair)

UNIVERSITAS ISLAM NEGERI  
**ALAUDDIN**  
 M A K A S S A R

**RAISE YOUR HAND!**  
**STAND UP!**  
**CLOSE THE DOOR!**  
**ERASE THE BLACBOARD!**  
**CLOSE YOUR BOOK!**

**TAKE OUT YOUR NOTEBOOK!**  
**SIT DOWN!**  
**OPEN THE DOOR!**  
**GO TO THE FRONT!**

Source: www.google.com



**Activity 7**

Write your answer on the board!



# GIVING INSTRUCTION

## Meeting 2

### LISTENING AND SPEAKING

#### Observing



#### Activity 1

Listen to me about practicing the conversation below!



Miss Eka: Good morning, students!

Students: Good morning, miss!

Miss Eka: Do you know, what are we going to study now?

Students: Not yet, miss!

Miss Eka: Well, today we will learn how to operate about Photoshop program. First, **please turn on your computer.**

Students: Yes, miss.

Miss Eka: Next, **click the Photoshop icon** located at the corner of your desktop

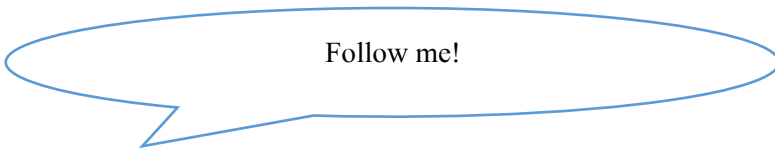
Students: What next, Miss?

Miss Eka: **Then, draw something** by clicking a new canvas and be creative of your desktop

Students: Okey, sir. We will try

Miss Eka: Don't worry. **Let's try together!**

Activity 2



Please, turn on your computer!

Click the Photoshop icon!

Then drawing something!

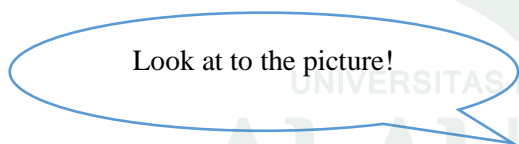
Let's try together!

## SPEAKING AND WRITING

### Questioning ?

Activity 3: You are given a chance to ask about the conversation above!

Activity 4



1. What is going to happen? Etc.....

## WRITING




Collecting Information

Activity 5

Read the following instructions aloud!



**Listen carefully. Let's start.**  
**Are you ready? Work in pairs. Sit down!**  
**Come to the board. Have you finished?**  
**Excellent! Look at the picture. Be quiet!**  
**Write ... in Repeat after me.**  
**Open your books at page ... .**



**I don't understand. How do you pronounce ...?**  
**How do you spell ...? I don't know.**  
**Can you speak more loudly?**  
**What does ... mean? Is it right?**  
**Could you repeat? What page**  
**I'm sorry I'm late. are we on?**  
**Can I go to the restroom?**  
**Can you speak more slowly?**  
**How do you say ... in English?**

Source: www.google.com

**Activity 6**

Find the meaning of the instruction  
in activity 5!

1022-76311E000000

ENGLISH	INDONESIA
Listen Carefully	Simak dengan baik
.....	.....

**SPEAKING****Associating****Activity 7**

In pair, make a short conversation  
based on the instruction in activity



UNIVERSITAS ISLAM NEGERI  
ALAUDDIN  
MAKASSAR



**Communicating****Activity 8**

In pair, demonstrate the conversation in front of the class!



# UNDERSTANDING SHORT NOTICE

## Meeting 3

### READING

Observing



Look at the pictures below!



Source: www.google.com



## YOU SHOULD KNOW

- » A Notice is a note or placard that gives information or a warning.
- » Jika rambu ini tidak dilaksanakan, maka tidak menimbulkan kecelakaan.
- » For example: *Staff only*
- » Can/may
- » Must/have to/must not
- » Allowed/permitted/let
- » Suggested/recommended
- » Asked/hoped
- » Can't/may not
- » Forbidden/banned

### Activity 1

Discuss the following questions with your partner about activity



UNIVERSITAS ISLAM NEGERI  
**ALAUDDIN**  
 MAKASSAR

respload:21car.com

1. What is Notice?
2. Where we can find that sign?
3. Describe them!

## SPEAKING

### Questioning

#### Activity 2

Please, ask about which part you don't understand!



reupload21car.com

## WRITING

### Collecting Information

#### Activity 3

Label this pictures with the appropriate notice sign!



reupload21car.com

UNIVERSITAS ISLAM NEGERI  
**ALAUDDIN**  
M A K A S S A R



Source: www.google.com



A



B

C



D



E



F



G



H



I



J



K

Source: www.google.com



### Associating

#### Activity 4

Answer the question with “yes, I can” or “No, I can’t” based on the sign!



reupload:21car.com



1. Can you make a U-turn from here?

\_\_\_\_\_

2. Can you park

\_\_\_\_\_



here?

3. Can you cross the road from here?



\_\_\_\_\_

UNIVERSITAS ISLAM NEGERI

4. Can you park here?

\_\_\_\_\_



5. Can you take a left turn from here?



\_\_\_\_\_


#### Activity 5

Look at the workplace signs and write their meanings and the place where you would see them!



reupload:21car.com

**EXAMPLE:**

	<p><b>Meaning:</b> You have to keep the door close</p> <p><b>Where:</b> at school, factory, office</p>
---	--

SIGN	MEANING/WHERE	SIGN	MEANING/WHERE
	<p>MEANING:</p> <p>WHERE:</p>		<p>MEANING:</p> <p>WHERE:</p>
	<p>MEANING:</p> <p>WHERE:</p>		<p>MEANING:</p> <p>WHERE:</p>
	<p>MEANING:</p> <p>WHERE:</p>		<p>MEANING:</p> <p>WHERE:</p>

--	--	--	--



**Communicating**

**Activity 6**

Present your answer in front of the teacher!



reupload21car.com





# BE SAFE!

## Meeting 4



Observe the notice you can find in your school with your partner!




UNIVERSITAS ISLAM NEGERI  
**ALAUDDIN**  
M A K A S S A R

### SPEAKING



#### Activity 2

Ask about what should you do or do not do when you see these notice!



### Collecting Information



#### Activity 3

Collect and write the notice you have found with your partner!



reupload21car.com

For example:

**NO SMOKING! DON'T LITTERING! STOP BULLYING!**

### Associating



#### Activity 4

Draw and describe the notice you have found with your partner!



reupload21car.com

### Communicating



#### Activity 5

Present yours in front of the class with your partner!



reupload21car.com



## Activity 6

Read the text and complete the question with missing words with your partner!



reupload:21car.com

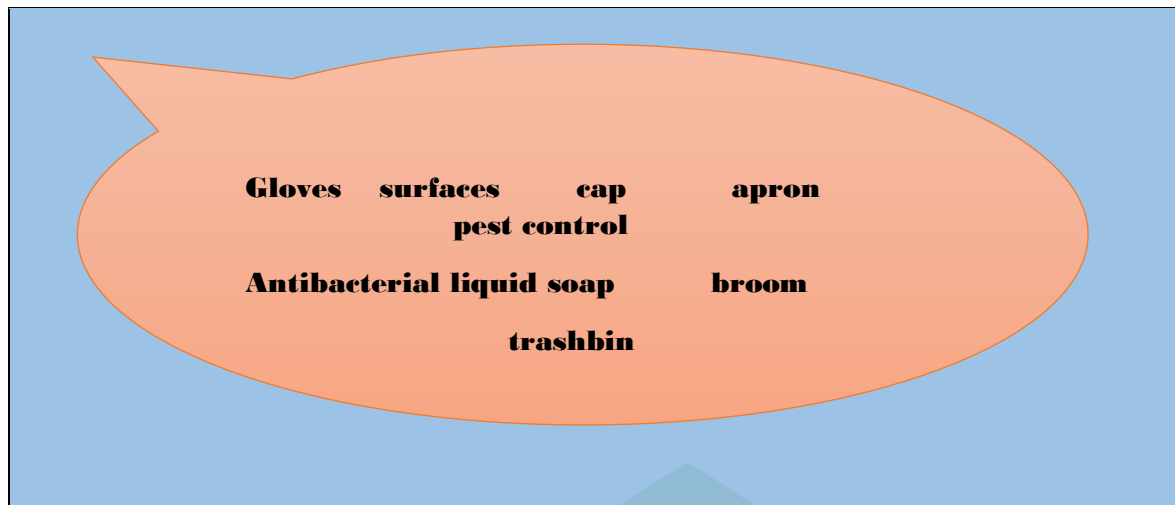


**Hello! I work in a kitchen.**

**First I wash my hands. Then I put on my gloves.**

**I also wear a cap and an apron. I'm ready to work!**

- 1. You must wear rubber \_\_\_\_\_**
- 2. You must wash your hands with an \_\_\_\_\_**
- 3. You must wear an \_\_\_\_\_**
- 4. you must sweep the floor with a \_\_\_\_\_**
- 5. you must wear a \_\_\_\_\_ in your hair**
- 6. You must clean all \_\_\_\_\_**
- 7. You must use an effective \_\_\_\_\_**
- 8. You must empty the \_\_\_\_\_ everyday**



# UNDERSTANDING WARNING

## Meeting 5



Look at to the picture!

## YOU SHOULD KNOW

- » Caution/warning warns people about a dangerous situation that may result in a minor or moderate injury if it is not avoided.
- » If this sign doesn't obeyed, it will occur accident.



### Activity 1



Discuss the following questions with your partner!

1. What is the meaning of the picture in activity 2?
2. What is different between a notice and caution?
3. Why do people make caution?
4. How can we avoid the accident?

## SPEAKING

Questioning 

### Activity 2

UNIVERSITAS ISLAM NEGERI  
**ALAUDDIN**  
 MAKASSAR



You give a question about what don't you understand?

1002 - 76315 hcaafiq01

## WRITING

### Collecting Information



#### Activity 3



Unscramble the words below to review the “caution/warning” words found on product labels!

1002 - 76315 hcaafiq01



- |            |       |         |
|------------|-------|---------|
| 1. Gnaedr  | _____ | beware  |
| 2. Soniop  | _____ | caustic |
| 3. Sticacu | _____ | caution |
| 4. Xicto   | _____ | danger  |

5. Ulhrmaf \_\_\_\_\_ fatal
6. Reabwe \_\_\_\_\_ flammable
7. Ncotuai \_\_\_\_\_ harmful
8. Dzaasuhro \_\_\_\_\_ hazardous
9. Rainwgn \_\_\_\_\_ poison
10. Rfaal \_\_\_\_\_ toxic
11. Amfbamile \_\_\_\_\_ warning



## Associating

### Activity 4




Look at the workplace warning signs and write their meanings and the place where you would see them!

UNIVERSITAS ISLAM NEGERI







ALAUDDIN

MAKASSAR

### EXAMPLE:

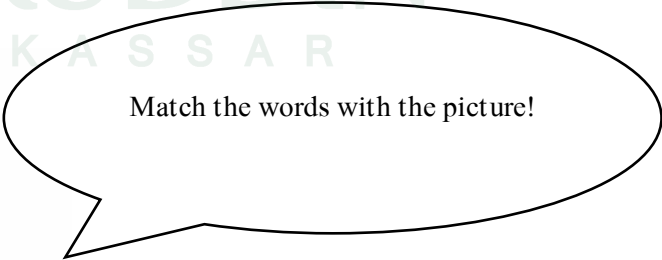
	<p><b>Meaning:</b> You have to keep the door close</p> <p><b>Where:</b> at school, factory, office</p>
---	--












SIGN	MEANING	SIGN	MEANING
	MEANING:		MEANING:
	MEANING:		MEANING:
	MEANING:		MEANING:

Source: www.google.com

Activity 5



Menjauh dari rumput!		(1)	(2)
Hati-hati! lantai basah			
Hati-hati! proses pembersihan sedang berlangsung			
Permukaan panas jangan disentuh		(3)	
Licin saat basah			
Hati-hati! Menyetirilah dengan perlahan			
Hati-hati! Buka pintu dengan perlahan			
Jangan berhenti saat masuk/keluar gerbang			
		(6)	(5)
			
		(8)	(9)
			

Source: www.google.com



Communicating

Activity 6



Present your answer in front of the teacher!



## BE CAREFUL!

### Meeting 6



#### Observing

#### Activity 1

Look at the picture and cross out the false sentence!

Work in pair!




reupload:21car.com



1. The man on the right is wearing a safety hat.
2. There is a man on a ladder.
3. Four objects are falling off.
4. The man with glasses looks happy.
5. They are holding a construction plan.
6. They are in front of a brick wall.
7. There are three pencils in his shirt's pocket.
8. The weather is rainy.

1. The man is checking the checklist.
2. He is wearing a checked shirt.
3. He hasn't got a belt.
4. He is in front of a window.
5. The checklist is pinned with nails.
6. He looks very angry.
7. He is standing on the right of the poster.
8. We can see the shadow of three other men.





1. They are building a swimming-pool.
2. There is a playground on the right.
3. In the foreground they are filling up a hole.
4. We can see a concrete mixer.
5. There is a double excavator on the right.
6. There is no scaffolding in front of the building.
7. There is a power generator between the building and a hole.
8. We can see four men working.

## SPEAKING

### Questioning ?

#### Activity 2

You may ask about what you don't understand!



respload21car.com

## WRITING






### Collecting Information

#### Activity 3

Draw a line to match the warning sign with its meaning!



respload21car.com

<b>Explosive</b>	
<b>Corrosive</b>	
<b>Flammable</b>	
<b>Toxic</b>	
<b>Harmful</b>	

# Associating

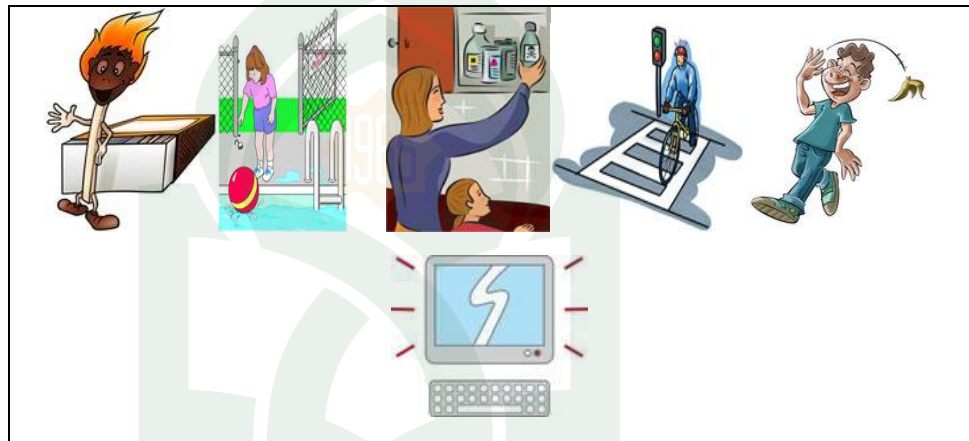


## Activity 4

Is it safe or dangerous? Tick (✓) in the right column!



resplod21car.com



	Safe	Dangerous
1) Play football near the swimming pool		
2) Put detergents away from children		
3) Throw the banana skin on the floor		
4) Stay close to the TV or computer screen		
5) Swim after lunch		
6) Play with matches		
7) Wear a helmet when you ride your bike		


Activity 5

Read Sam's birthday story, look at the pictures and help him find the dangers in his house!



reupload:21car.com

1



2



1 .....

2 .....

3.....

Choose three dangers in (1) and (2) from the following utterances and write them: Sharp knives left out, tripping over ruckled rugs, wobbly high stools where someone could fall, hot irons left out, hot ovens and open gas.

is also with them. Mum is preparing breakfast. There is a range of dangerous items and risks.

with Gran. Tiger is lapping up. He spilt milk and again there's a range of potential dangers.





The family is out in the garden trying to get the barbecue ready but the wind is blowing and it's a bit risky.

Sam's birthday party is in full swing with all the guests. Even though everyone's having fun, there are lots of dangers to look out for.

Choose three dangers in (3) and (4) from the following utterances and write them: Wind blowing tablecloth, which could catch light on the barbecue flames, pointed sharp barbecue tools, open matches, which could start a fire, sharp scissors that could cut.

1 .....

2.....

3 .....

**Communicating**

**Activity 6**

Present your answer in front of the teacher!



# MAKING WARNING SIGN

## Meeting 7

### Observing



#### Activity 1

Look at the example of warning maker!



mas.76315@mail.ru



Source: www.google.com

## SPEAKING

### Questioning



#### Activity 2

You may ask about what you don't understand about the explanation above!



mas.76315@mail.ru

## Collecting Information



### Activity 3



Search the condition you will put warning sign!

## Associating



### Activity 4

Make your own warning sign based on your creativity!



## Communicating



### Activity 5

Present your own creativity in front of the class!





UNIVERSITAS ISLAM NEGERI  
**ALAUDDIN**  
M A K A S S A R

**I WILL PAY ATTENTION TO THE SIGNS AROUND ME!**

## Meeting 8



**Observing**

Activity 1



Find the situation that given signs along with your group around the school!

**Questioning**



Activity 2



You may ask about what makes you feel difficult during this project!

**Collecting Information**



Activity 3

UNIVERSITAS ISLAM NEGERI  
ALAUDDIN  
MAKASSAR



Discuss the result along with your group!



## Associating

### Activity 4



Make the sign that you will put in the school based on your creativity!



## Communicating

### Activity 5



Each group put their sign creativity around the school!

UNIVERSITAS ISLAM NEGERI

ALAUDDIN  
MAKASSAR

**LISTEN TO ME!**

**Meeting 1**

**LISTENING**

Observing




Activity 1

Listen to the song!



reupload21car.com



"I Have A Dream"

*[Shane:]*

I have a dream, a song to sing  
 To help me cope with anything  
 If you see the wonder (wonder) of a fairy tale  
 You can take the future even if you fail  
 I believe in angels  
 Something good in everything I see  
 I believe in angels  
 When I know the time is right for me  
 I'll cross the stream - I have a dream

*[Bryan:]*

Oh yeah

I have a dream (have a dream), a fantasy (fantasy)  
 To help me through (help me through) reality (reality)  
 And my destination (destination) makes it worth the while  
 Pushing through the darkness

*([Mark:] pushing through the darkness baby)*  
 Still another mile

*[Shane:]*

I believe in angels  
 Something good in everything I see  
*([Mark:] everything I see yeah)*  
 I believe in angels  
*([Mark:] I believe in angels )*  
 When I know the time is right for me



([Mark:] time is right for me)  
I'll cross the stream - I have a dream

I have a dream (oh yeah), a song to sing(song to sing)  
To help me cope with anything  
If you see the wonder (if you see the wonder) of a fairy tale (of a fairy tale)  
You can take the future even if you fail (yeah yeah yeah yeah)  
I believe in angels  
Something good in everything I see (everything)  
I believe in angels (yeah)  
When I know the time is right for me (right for me)  
I'll cross the stream (cross the stream) - I have a dream (have a dream)  
I'll cross the stream (cross the stream) - I have a dream

[Mark:]  
Oh

Source: www.google.com

## SPEAKING

### Questioning

#### Activity 2

You may ask about what you don't understand!



reupload21car.com


## WRITING

### Collecting Information



### Activity 3

Discuss the following questions about the song “I have a dream” with your partner!



replito@21car.com

1. Who is the singer of the song?
2. What is the topic of the song?
3. What is kind of the music?
4. Does the song bring sad or happy messages?
5. What is your opinion about the song? Please, give your comment!
6. What is the moral message of the song?

### Activity 4

Complete the following sentences based on song “I HAVE A DREAM” with provided words!



replito@21car.com

Believe

Future

In

Fail

Right

See

Dream

Stream

You can take (     ) even if you (     )

I (     ) in angels

Something good in everything I (     )

I believe (     ) angels

When I know the time is (     ) for me

I'll cross the (     ) I have a (     )

## LISTENING



### Associating

#### Activity 5

Listen to the song and fill in the blank with the provided words!



repositor21car.com

UNIVERSITAS ISLAM NEGERI  
**ALAUDDIN**  
 M A K A S S A R



## Twinklę, Twinklę Little Star

Twinklę, twinklę, little star  
 How I \_\_\_\_\_ what you are  
 Up above the \_\_\_\_\_ so high  
 Like a \_\_\_\_\_ in the \_\_\_\_\_  
 Twinklę, twinklę little star  
 How I wonder what you are

When the blazing \_\_\_\_\_ is gone  
 When he nothing \_\_\_\_\_ upon  
 Then you \_\_\_\_\_ your little light  
 Twinklę, twinklę, all the night  
 Twinklę, twinklę, little star  
 \_\_\_\_\_ I wonder what you are

Source: [www.google.com](http://www.google.com)

### Communicating



#### Activity 6

Sing that song with your friend!





UNIVERSITAS ISLAM NEGERI  
**ALAUDDIN**  
M A K A S S A R

LISTEN TO ME 2!

Meeting 2

LISTENING

Observing



Activity 1

Listen to the song!



reptiles21car.com



UNIVERSITAS ISLAM NEGERI  
ALAUDDIN  
MAKASSAR



Source: www.google.com

## SPEAKING

### Questioning

#### Activity 2

You may ask about what you don't understand!



repositor21car.com



What the meaning of  
isolation?

UNIVERSITAS ISLAM NEGERI

ALAUDDIN

## LISTENING AND WRITING A S S A R

### Collecting Information

#### Activity 3

Complete the following song with the provided words!

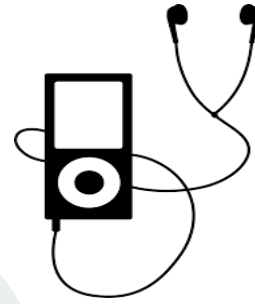


repositor21car.com



## LEMON TREE

by Fools Garden



I'm sitting here in a \_\_\_\_\_ room  
 It's just another rainy Sunday afternoon  
 I'm wasting my time  
 I got nothing to do  
 I'm \_\_\_\_\_ around  
 I'm waiting for you  
 But nothing ever happens and I wonder

What's this song about?

I'm driving around in my car  
 I'm driving too fast  
 I'm driving too far  
 I'd like to change my point of \_\_\_\_\_  
 I feel so lonely  
 I'm waiting for you  
 But nothing ever happens and I wonder

Use the following words to fill in the blanks:

**Boring**

**Cloud**

**Desert**

**Hanging**

**Shower**

**Sky**

**View**

I wonder how  
 I wonder why  
 Yesterday you told me 'bout the blue blue

Give a synonym of "I wonder":

\_\_\_\_\_

And all that I can see is just a yellow lemon-tree  
 I'm turning my head up and down  
 I'm turning turning turning turning turning around  
 And all that I can see is just another lemon-tree  
 (da-da-da)

What is " 'bout" an abbreviation of?

I'm sitting here  
 I miss the power  
 I'd like to go out taking a \_\_\_\_\_



But there's a heavy \_\_\_\_\_ inside my head  
 I feel so tired  
 Put myself into bed  
 Well, nothing ever happens and I wonder

Isolation is not good for me  
 Isolation, I don't want to sit on a lemon-tree

I'm steppin' around in the \_\_\_\_\_ of joy  
 Baby anyhow I'll get another toy  
 And everything will happen and you wonder

I wonder how  
 I wonder why  
 Yesterday you told me 'bout the blue blue sky  
 And all that I can see is just another lemon-tree  
 I'm turning my head up and down  
 I'm turning turning turning turning turning around  
 And all that I can see is just a yellow lemon-tree  
 Yet I wonder, wonder

I wonder how  
 I wonder why  
 Yesterday you told me 'bout the blue blue sky  
 And all that I can see, and all that I can see, and all that I can see  
 Is just a yellow lemon-tree

**Associating**



**Activity 4**

Look up the words that you don't know in dictionary!



repositor21car.com

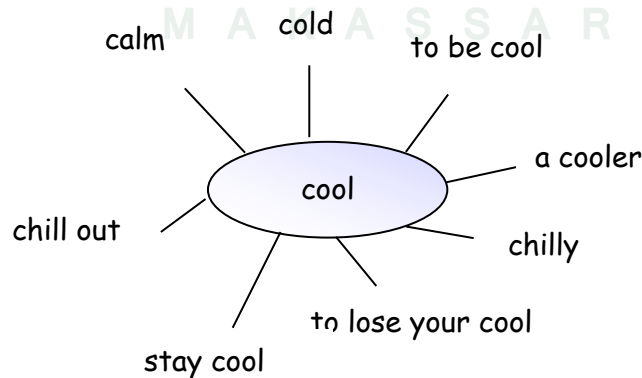
**Activity 5**

Link as many synonyms, antonyms, words of the same family, or collocations to each word as possible!



repositor21car.com

FOR EXAMPLE: COOL



car

cloud

boring

point of view

desert

shower

### Activity 6

Discuss the following questions with your group!



resplod21car.com

#### Discussion:

How does this song make you feel?

*It makes me feel... / It's a .....song*

What does this song remind you of?

*This song reminds me... / It makes me think of...*

What do you do when you get bored?

Commun

### Activity 7

Acti Present your answer!

Choose 5 words from the song that you will use this week!



resplod21car.com

resplod21car.com

5 words from the song that I will use this week:

1. \_\_\_\_\_
2. \_\_\_\_\_
3. \_\_\_\_\_
4. \_\_\_\_\_
5. \_\_\_\_\_

UNIVERSITAS ISLAM NEGERI  
**ALAUDDIN**  
M A K A S S A R

**KNOW ISLAM**

**Meeting 1**

**LISTENING**



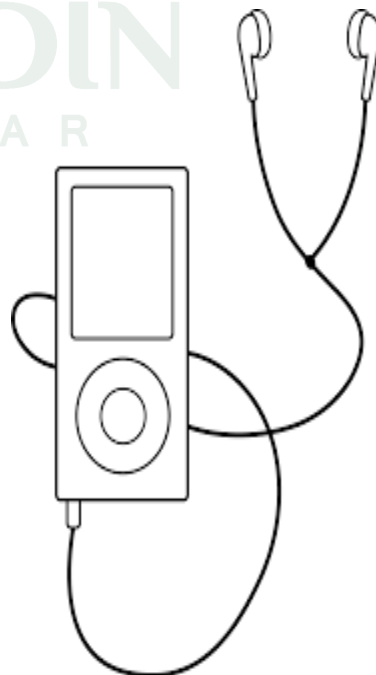
**Observing**

Activity 1



Listen to the song

UNIVERSITAS ISLAM NEGERI  
**ALAUDDIN**  
M A K A S S A R





Source: [www.google.com](http://www.google.com)



Islam Iman Ihsan  
(Kartun Syamil & Dodo)

Nada lagu : Are you sleeping  
I love Allah, I love Allah  
So do you, So do you  
I love Rasulullah I love Rasulullah  
Do you too, Do you too

What is islam, What is islam  
Do you know? Do you know?  
It's five principles, It's five principles  
Now do you know, Now do you know

What is iman, What is iman  
Do you know? Do you know?  
It's  
six principles, It's six principles

Now do you know, Now do you know

What is ihsan, What is ihsan  
Do you know? Do you know?  
Worship Allah like you see Him, Worship Allah like you see Him,  
Now do you know, Now do you know

I know islam  
I know iman  
I know ihsan  
I know ihsan

Islam-Iman-Ihsan  
Islam-Iman-Ihsan  
I know them all  
I know them all

Source: www.google.com

Questioning 

Activity 2



You may ask about what you don't understand!

UNIVERSITAS ISLAM NEGERI

ALAUDDIN  
M A K A S S A R

## WRITING

Collecting Information



## Activity 3



Translate the song into Indonesia with your partner!

## Associating



## Activity 4



Discuss the following question based on the song “Know Islam” with your partner!

UNIVERSITAS ISLAM NEGERI

ALAUDDIN  
MAKASSAR



1. **WHAT IS THE MAIN IDEA OF THE SONG?**
2. **WHAT DO YOU FEEL AFTER HEAR THE SONG?**
3. **HOW MANY PRINCIPLES OF ISLAM AND IMAN?**
4. **WHAT IS THE MORAL MESSAGE OF THE SONG?**





**Communicating**



**Activity 5**



Sing the song with your partner in front of the class!



**YOUR MOTHER****Meeting 5****LISTENING**

Observing



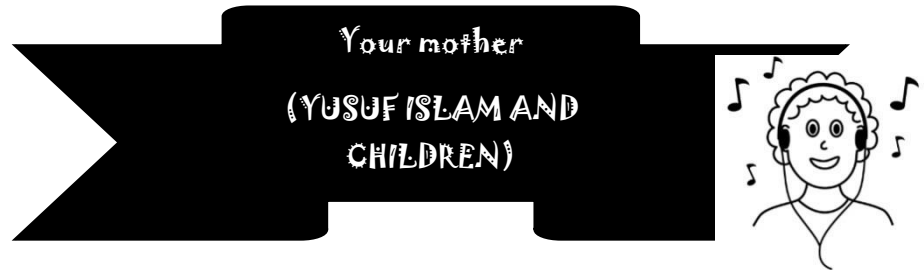
Activity 1

Listen to the song!



UNIVERSITAS ISLAM NEGERI  
**WHO NEXT?**  
**(your MOTHER)**  
**WHO NEXT?**  
**(your MOTHER)**





Your mother  
(YUSUF ISLAM AND  
CHILDREN)

Who should I give my love to?  
My respect and my honor to  
Who should I pay good mind to?  
After Allah  
And Rasulullah

Comes your mother  
Who next? Your mother  
Who next? Your mother  
And then your father  
Cause who used to hold you  
And clean you and clothes you  
Who used to feed you?  
And always be with you  
When you were sick  
Stay up all night  
Holding you tight  
That's right no other  
My mother

Who should I take good care of?  
Giving all my love  
Who should I think most of?  
After Allah  
And Rasulullah  
Comes your mother  
Who next? Your mother  
Who next? Your mother  
And then your father  
Cause who used to hear you

Before you could talk  
 Who used to hold you?  
 Before you could walk  
 And when you fell who picked you up  
 Clean your cut  
 No one but your mother  
 My mother

Who should I say why close to?

Listen most to  
 Never say no to  
 After Allah  
 And Rasulallah  
 Comes your mother  
 Who next? Your mother  
 Who next? Your mother  
 And then your father  
 Cause who used to hug you  
 And buy you new clothes  
 Calm your head  
 And blow your nose  
 And when you cry  
 Who wiped your tears?  
 Knows your fears  
 Who really cares?  
 My mother

Say Alhamdulillah  
 Thank you Allah  
 Thank you Allah  
 For my mother.

Source: [www.google.com](http://www.google.com)

## Questioning

### Activity 2

You may ask about what you don't understand!




## WRITING

### Collecting Information

#### Activity 3

Answer the following question based on the song above!



- 1) Who is next after Allah and Rasulullah?
- 2) Do you think the singer loves their mother?
- 3) How is important your mother to you?
- 4) Do you agree with that song "Your mother, your mother, your mother, and then your father? If yes, why? If no, why?
- 5) Could you live without your mother?
- 6) Describe your mother with one word!
- 7) How you threat your mother?
- 8) If you success in the future, what do you do and you give to your mother?




## Associating



### Activity 4

Listen the song and choose the right word!



Source: www.google.com

### Choose the right word!

She wakes **early/earlier/hurry** in the morning with a smile  
 And she **holds/told/old** my head up high  
 “Don’t your **ever/never/fever** let anybody put you down  
 “coz you are my **little/lucky/sweet** angel



Then she **makes/made/lay** something warm for me to drink  
 'coz' it's **cold/cool/cloud** out there, she thinks  
 Then she **walks/talks/tell** me to school -yes, I ain't no fool  
 I just **think/thing/thin** my mum is amazing



### Communicating

#### Activity 6

Present your answer!



#### Activity 7

Put five words from both of the song that you will use  
 this week for your mother!



5 words from the song for my mother that I will  
 use this week:

1. \_\_\_\_\_
2. \_\_\_\_\_
3. \_\_\_\_\_
4. \_\_\_\_\_
5. \_\_\_\_\_

## APPENDIX 5

## INSTRUMEN PENGAMATAN PEMBELAJARAN

Nama Sekolah :  
 Nama Guru / NIP : ..... / .....  
 Mata Pelajaran : ..... Jumlah Jam/Minggu : .....  
 Kelas / Semester : VII ..... / Ganjil  
 Hari / tanggal : ..... Jam pelajaran ke .....  
 Tema : .....  
 Jumlah Siswa di kelas ini ..... orang; Hadir ..... orang; Tidak Hadir ..... orang.

Aspek yang Diamati		Ya	Tidak	Catatan
<b>Kegiatan Pendahuluan</b>				
<b>Apersepsi dan Motivasi</b>				
1	Mengaitkan materi pembelajaran sekarang dengan pengalaman peserta didik atau pembelajaran sebelumnya.			
2	Mengajukan pertanyaan menantang.			
3	Menyampaikan manfaat materi pembelajaran.			
4	Mendemonstrasikan sesuatu yang terkait dengan tema.			
Jumlah Pernyataan “ya” untuk penilaian indikator kinerja				
Nilai Indikator Kinerja Guru = $\frac{\text{total pernyataan ya}}{\text{total indikator kinerja}} \times 100\%$ ; [(0 ≤ x ≤ 25%) = 1; (25% x ≤ 50%) = 2; (50% x ≤ 75%) = 3; (75% x ≤ 100%) = 4]				
<b>Penyampaian Kompetensi dan Rencana Kegiatan</b>				
1	Menyampaikan kemampuan yang akan dicapai peserta didik.			
2	Menyampaikan rencana kegiatan misalnya, individual, kerja kelompok, dan melakukan observasi.			
Jumlah Pernyataan “ya” untuk penilaian indikator kinerja				
Nilai Indikator Kinerja Guru = $\frac{\text{total pernyataan ya}}{\text{total indikator kinerja}} \times 100\%$ ; [(0 ≤ x ≤ 25%) = 1; (25% x ≤ 50%) = 2; (50% x ≤ 75%) = 3; (75% x ≤ 100%) = 4]				
<b>Kegiatan Inti</b>				
<b>Penguasaan Materi Pelajaran</b>				
1	Kemampuan menyesuaikan materi dengan tujuan pembelajaran.			
2	Kemampuan mengkaitkan materi dengan pengetahuan lain yang relevan, perkembangan Iptek, dan kehidupan nyata.			
3	Menyajikan pembahasan materi pembelajaran dengan tepat.			
4	Menyajikan materi secara sistematis (mudah ke sulit, dari konkrit ke abstrak)			
Jumlah Pernyataan “ya” untuk penilaian indikator kinerja				
Nilai Indikator Kinerja Guru = $\frac{\text{total pernyataan ya}}{\text{total indikator kinerja}} \times 100\%$ ; [(0 ≤ x ≤ 25%) = 1; (25% x ≤ 50%) = 2; (50% x ≤ 75%) = 3; (75% x ≤ 100%) = 4]				



Penerapan Strategi Pembelajaran yang Mendidik				
1	Melaksanakan pembelajaran sesuai dengan kompetensi yang akan dicapai.			
2	Memfasilitasi kegiatan yang memuat komponen Eksplorasi, Elaborasi dan Konfirm			
3	Melaksanakan pembelajaran secara runtut.			
4	Menguasai kelas.			
5	Melaksanakan pembelajaran yang bersifat kontekstual.			
6	Melaksanakan pembelajaran yang memungkinkan tumbuhnya kebiasaan positif ( <i>nurturant effect</i> )			
7	Melaksanakan pembelajaran sesuai dengan alokasi waktu yang direncanakan.			
Jumlah Pernyataan “ya” untuk penilaian indikator kinerja				
Nilai Indikator Kinerja Guru = $\frac{\text{total pernyataan ya}}{\text{total indikator kinerja}} \times 100\%$ ; [(0 ≤ x ≤ 25%) = 1; (25% x ≤ 50%) = 2; (50% x ≤ 75%) = 3; (75% x ≤ 100%) = 4]				
Penerapan Pendekatan <i>scientific</i>				
1	Memberikan pertanyaan mengapa dan bagaimana.			
2	Memancing peserta didik untuk bertanya.			
3	Memfasilitasi peserta didik untuk mencoba.			
4	Memfasilitasi peserta didik untuk mengamati.			
5	Memfasilitasi peserta didik untuk menganalisis.			
6	Memberikan pertanyaan peserta didik untuk menalar (proses berpikir yang logis dan sistematis).			
7	Menyajikan kegiatan peserta didik untuk berkomunikasi.			
Jumlah Pernyataan “ya” untuk penilaian indikator kinerja				
Nilai Indikator Kinerja Guru = $\frac{\text{total pernyataan ya}}{\text{total indikator kinerja}} \times 100\%$ ; [(0 ≤ x ≤ 25%) = 1; (25% x ≤ 50%) = 2; (50% x ≤ 75%) = 3; (75% x ≤ 100%) = 4]				
Penerapan Pembelajaran Tematik Terpadu Khusus (IPA/IPS)				
1	Menyajikan pembelajaran sesuai tema.			
2	Menyajikan pembelajaran dengan memadukan berbagai mata pelajaran dalam satu PBM meliputi Pendidikan Agama dan Budi Pekerti, PPKn, Bahasa Indonesia, Matematika, Seni Budaya dan Prakarya, serta Penjasorkes.			
3	Menyajikan pembelajaran yang memuat komponen karakteristik terpadu.			
4	Menyajikan pembelajaran yang bernuansa aktif dan menyenangkan			
Jumlah Pernyataan “ya” untuk penilaian indikator kinerja				
Nilai Indikator Kinerja Guru = $\frac{\text{total pernyataan ya}}{\text{total indikator kinerja}} \times 100\%$ ; [(0 ≤ x ≤ 25%) = 1; (25% x ≤ 50%) = 2; (50% x ≤ 75%) = 3; (75% x ≤ 100%) = 4]				

Pemanfaatan Sumber Belajar/Media dalam Pembelajaran				
1	Menunjukkan keterampilan dalam penggunaan sumber belajar pembelajaran.			
2	Menunjukkan keterampilan dalam menggunakan media pembelajaran.			
3	Menghasilkan pesan yang menarik.			
4	Melibatkan peserta didik dalam pemanfaatan sumber belajar pembelajaran.			
5	Melibatkan peserta didik dalam pemanfaatan media pembelajaran.			
Jumlah Pernyataan “ya” untuk penilaian indikator kinerja				
Nilai Indikator Kinerja Guru $= \frac{\text{total pernyataan ya}}{\text{total indikator kinerja}} \times 100\%$ ;           [(0 ≤ x ≤ 25%) = 1; (25% x ≤ 50%) = 2; (50% x ≤ 75%) = 3; (75% x ≤ 100%) = 4]				
Pelibatan Peserta Didik dalam Pembelajaran				
1	Menumbuhkan partisipasi aktif peserta didik melalui interaksi guru, peserta didik, sumber belajar.			
2	Merespon positif partisipasi peserta didik.			
3	Menunjukkan sikap terbuka terhadap respons peserta didik.			
4	Menunjukkan hubungan antar pribadi yang kondusif.			
5	Menumbuhkan keceriaan atau antusiasme peserta didik dalam belajar.			
Jumlah Pernyataan “ya” untuk penilaian indikator kinerja				
Nilai Indikator Kinerja Guru $= \frac{\text{total pernyataan ya}}{\text{total indikator kinerja}} \times 100\%$ ;           [(0 ≤ x ≤ 25%) = 1; (25% x ≤ 50%) = 2; (50% x ≤ 75%) = 3; (75% x ≤ 100%) = 4]				
Penggunaan Bahasa yang Benar dan Tepat dalam Pembelajaran				
1	Menggunakan bahasa lisan secara jelas dan lancar.			
2	Menggunakan bahasa tulis yang baik dan benar.			
Jumlah Pernyataan “ya” untuk penilaian indikator kinerja				
Nilai Indikator Kinerja Guru $= \frac{\text{total pernyataan ya}}{\text{total indikator kinerja}} \times 100\%$ ;           [(0 ≤ x ≤ 25%) = 1; (25% x ≤ 50%) = 2; (50% x ≤ 75%) = 3; (75% x ≤ 100%) = 4]				
Kegiatan Penutup				
Penutup pembelajaran				
1	Melakukan refleksi atau membuat rangkuman dengan melibatkan peserta didik.			
2	Memberikan tes lisan atau tulisan .			
3	Mengumpulkan hasil kerja sebagai bahan portofolio.			
4	Melaksanakan tindak lanjut dengan memberikan arahan kegiatan berikutnya dan tugas pengayaan.			
Jumlah Pernyataan “ya” untuk penilaian indikator kinerja				

	<b>Nilai Indikator Kinerja Guru</b> $= \frac{\text{total pernyataan ya}}{\text{total indikator kinerja}} \times 100\%$ ; $[0 \leq x < 25\%) = 1$ ; $(25\% \leq x < 50\%) = 2$ ; $(50\% \leq x < 75\%) = 3$ ; $(75\% \leq x \leq 100\%) = 4$			
<b>Total Nilai Kinerja Guru</b>				
<b>Konversi Total Nilai Kinerja Guru ke Skala 100</b>				
<b>Kategori Nilai Kinerja Guru</b>				

Kepala Sekolah,

Guru Mata Pelajaran

Pengamat,

NIP

NIP

**Komentar terhadap Pelaksanaan Pembelajaran secara umum**

## APPENDIX 6

## ANALISIS BAHAN AJAR SISWA

No	Aspek yang Dianalisis	Deskripsi	Halaman	Tindak Lanjut dari Hasil Analisis
1.	Kesesuaian isi buku dengan cakupan KD			
	a. Isi bahan ajar menggambarkan kesesuaian dengan cakupan KD dari KI-1 dan KI-2.			
	b. Isi bahan ajar menggambarkan kesesuaian dengan cakupan KD dari KI-3.			
	c. Isi bahan ajar menggambarkan kesesuaian dengan cakupan KD dari KI-4.			
	d. Isi bahan ajar menggambarkan kecukupan penumbuhkembangan KD dari KI-1 dan KI-2.			
	e. Isi tiap bahan ajar menggambarkan kecukupan Indikator Pencapaian KD dari KI-3.			
	f. Isi bahan ajar menggambarkan kesesuaian dengan kecukupan Indikator Pencapaian KD dari KI-4.			
2.	Keluasan, kedalaman, kekinian, dan keakuratan materi pembelajaran dalam tiap bab Buku Siswa.			

	a. Isi bahan ajar menggambarkan kesesuaian, keluasan, dan kedalaman materi dengan cakupan KD dari KI-1, KI-2, KI-3, dan KI-4.			
	b. Isi bahan ajar menggambarkan kesesuaian materi dengan konteks saat ini (kekinian).			
	c. Isi bahan ajar menggambarkan keakuratan/kebenaran konsep.			
3.	Menunjukkan contoh materi pembelajaran (pengetahuan faktual, konseptual, dan prosedural) dalam tiap bab Buku Siswa.			
	a. Isi bahan ajar menggambarkan contoh materi pengetahuan faktual.			
	b. Isi bahan ajar menggambarkan contoh materi pengetahuan konseptual.			
	c. Isi bahan ajar menggambarkan contoh paparan materi pengetahuan procedural.			
4.	Kelayakan kegiatan pembelajaran dalam tiap bab Buku Siswa.			
	a. Isi bahan ajar menggambarkan langkah-langkah pencapaian KD dari KI-3 dan KI-4.			
	b. Isi bahan ajar			

	menggambarkan langkah kegiatan penggunaan salah satu model pembelajaran <i>discovery learning, project-based learning, problem-based learning, inquiry learning, genre-based learning.</i>			
5.	Kelayakan penilaian dalam tiap bab Buku Siswa.			
	a. Isi tiap bahan ajar menggambarkan penumbuhkembangan aspek sikap.			
	b. Isi bahan ajar menggambarkan adanya penilaian aspek pengetahuan.			
	c. Isi bahan ajar menggambarkan penumbuhkembangan aspek keterampilan.			

APPENDIX 7

DOCUMENTATION







## CURRICULUM VITAE



The writer, Eka Fitriani was born on Nopember 1<sup>st</sup>, 1994 in Bulukumba, South Sulawesi. She has one brother. She is the second child of Muh. Darwis and Hj. Hamsiah.

In 2000, she started her education in SDN 69 Anisia and graduated in 2006. She continued her study in SMPN 14 Bulukumba and graduated in 2009. In the same year, she continued her study in SMAN 2 Bulukumba and graduated in 2012.

In following years, she continued her study at State Islamic University (UIN) Alauddin Makassar 2012-2016. Besides a student at the University, she is also active in extra organization; English Club (EDIT) in 2012-2013, one of the founder of social community called GAJADEKA, and the volunteer in SAVE STREET CHILD MAKASSAR (SSCM).

UNIVERSITAS ISLAM NEGERI  
**ALAUDDIN**  
 M A K A S S A R