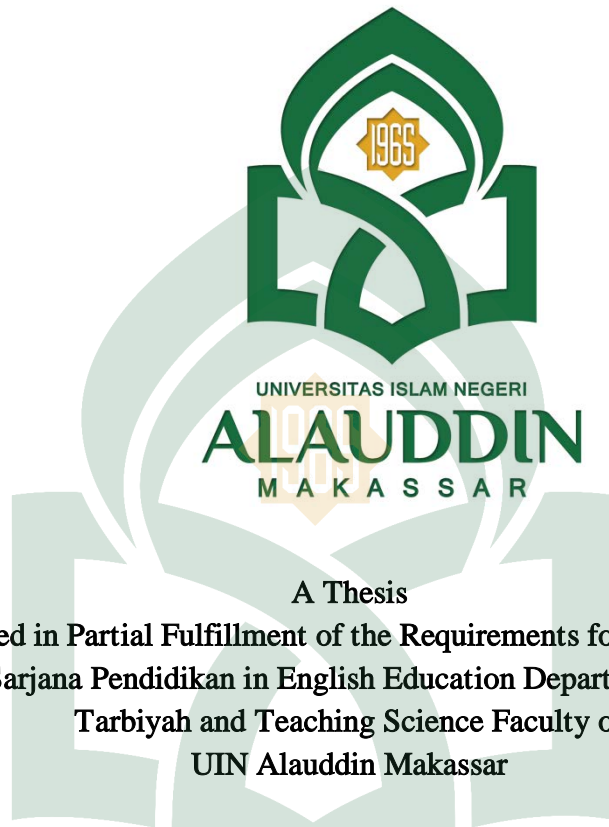


**USING GUIDED IMAGERY TECHNIQUE IN TEACHING WRITING TO  
THE SECOND GRADE STUDENTS' OF MTSN KELARA JENEPONTO**



**A Thesis**

**Submitted in Partial Fulfillment of the Requirements for the Degree of  
Sarjana Pendidikan in English Education Department of  
Tarbiyah and Teaching Science Faculty of  
UIN Alauddin Makassar**

**By:**

**ST. NURAI SYAH MUFLIAH**

**Reg. Number: 20400112017**

**ENGLISH EDUCATION DEPARTMENT  
TARBIYAH AND TEACHING SCIENCE FACULTY  
ALAUDDIN STATE ISLAMIC UNIVERSITY  
MAKASSAR**

**2016**

## PERNYATAAN KEASLIAN SKRIPSI

Mahasiswi yang bertanda tangan dibawah ini:

Nama : St. Nur Aisyah Muflihah S.Pd  
NIM : 20400112017  
Tempat/Tgl. Lahir : Jeneponto/14 Desember 1994  
Jur/Prodi/Konsentrasi : Pendidikan Bahasa Inggris  
Fakultas/Program : Tarbiyah dan Keguruan  
Alamat : Jl. Mustafa Dg. Bunga, Perumahan Villa Mandiri  
Blok B.3 No.2 Kel. Romang Polong, Kec. Somba  
Opu, Kab. Gowa, Sulawesi Selatan  
Judul : *“Using Guided Imagery Technique in Teaching Writing to  
the Second Grade Students’ of MTsN Kelara Jeneponto.*


Menyatakan dengan sesungguhnya dan penuh kesadaran bahwa skripsi ini adalah benar hasil karya sendiri. Jika kemudian hari terbukti bahwa ini merupakan duplikat, tiruan, plagiat, atau dibuat oleh orang lain, sebagian atau seluruhnya, maka skripsi dan gelar yang diperoleh karenanya batal demi hukum.

UNIVERSITAS ISLAM NEGERI

ALAUDDIN  
MAKASSAR

Makassar, 30 Agustus 2016

Penyusun,

  
St. Nur Aisyah Muflihah

NIM: 20400112017

## PERSETUJUAN PEMBIMBING

Pembimbing penulisan skripsi saudara **St. Nuraisyah Muflihah**, NIM: 20400112017 mahasiswi Jurusan Pendidikan Bahasa Inggris pada Fakultas Tarbiyah dan Keguruan UIN Alauddin Makassar, setelah meneliti dan mengoreksi secara seksama skripsi yang bersangkutan dengan judul *“Using Guided Imagery Technique in Teaching Writing to the Second Grade Students’ of MTsN Kelara Jeneponto”* memandang bahwa skripsi tersebut telah memenuhi syarat-syarat ilmiah dan dapat disetujui ke sidang munaqasah.

Gowa, 23 Agustus 2016


Pembimbing I

Pembimbing II



Dr. H. Abd. Muis Said, M.Ed. TESOL

NIP. 19561231 199003 1 024



Dr. Muh. Rusdi T., M. Ag.

NIP. 19661215 199403 1 006

## PENGESAHAN SKRIPSI

Skripsi yang berjudul, *“Using Guided Imagery Technique in Teaching Writing to the Second Grade Students’ of MTsN Kelara Jeneponto”* yang disusun oleh saudara **St.NurAisyah Muflihah, NIM: 20400112017**, Mahasiswa Jurusan Pendidikan Bahasa Inggris pada Fakultas Tarbiyah dan Keguruan UIN Alauddin Makassar, telah diuji dan dipertahankan dalam sidang munaqasyah yang diselenggarakan pada hari Rabu, tanggal **28 November 2016 M**, bertepatan dengan **11 Shafar 1438 H** dan dinyatakan telah dapat diterima sebagai salah satu syarat untuk mendapatkan gelar Sarjana Pendidikan (S. Pd) pada Fakultas Tarbiyah dan Keguruan Program Studi Pendidikan Bahasa Inggris, dengan beberapa perbaikan.

Samata - Gowa,

28 November 2016 M.  
11 Shafar 1438 H.

### DEWAN PENGUJI:

(SK Dekan No. 3561 Tertanggal 25 Oktober 2016)

Ketua : Dr. Hamka Ilyas M.Th.i (.....)



Sekretaris : Dr. St. Aisyah Chalik, M.Pd (.....)


Munaqisy I : Dr. Kamsinah, M.Pd.I (.....)

Munaqisy II : Sitti Nurpahmi, S.Pd., M.Pd (.....)

Pembimbing I : Dr. H. Abd. Muis Said M.Ed.TESOL (.....)

Pembimbing II: Dr. Muh. Rusdi T.,M.Ag (.....)

Mengetahui:   
Dekan Fakultas Tarbiyah dan Keguruan  
UIN Alauddin Makassar 

  
**Dr. H. Muhammad Amri, Lc., M.Ag.**  
NIP.19730120 200312 1 001

## LIST OF TABLES

|                                                                                                                                    | Page |
|------------------------------------------------------------------------------------------------------------------------------------|------|
| <b>Table 1.</b> The Classification of Score Answer.....                                                                            | 31   |
| <b>Table 2.</b> The Table of students' result of Mean Score, T-test, and<br>T-table in pre-test.....                               | 35   |
| <b>Table 3.</b> The distribution of frequency and percentage score of<br>experimental class in pre-test and post-test.....         | 38   |
| <b>Table 4.</b> The distribution of frequency and percentage of score ccontrolled<br>class in Pre-test and Post-test.....          | 39   |
| <b>Table 5.</b> The mean score and standard deviation of experimental class and<br>controlled class in pre-test and post-test..... | 41   |
| <b>Table 6.</b> Distribution the value of t-test and t-table.....                                                                  | 42   |



## LIST OF APPENDICES

|                                                                                                         | Page |
|---------------------------------------------------------------------------------------------------------|------|
| <b>APPENDIX A.</b> The Row Score of the Students' Pre-test and Post-test in<br>Experimental Class ..... | 50   |
| <b>APPENDIX B.</b> The Row Score of the Students' Pre-test and Post-test in<br>Controlled Class.....    | 51   |
| <b>APPENDIX C.</b> The Mean Score of Experimental Class and Controlled Class                            | 52   |
| <b>APPENDIX D.</b> Standard Deviation of Experimental Class and Controlled Class<br>.....               | 53   |
| <b>APPENDIX E.</b> The Significance Different .....                                                     | 55   |
| <b>APPENDIX F.</b> Distribution of t –Table.....                                                        | 56   |
| <b>APPENDIX G.</b> Lesson Plan.....                                                                     | 62   |
| <b>APPENDIX H.</b> Research Instrument.....                                                             | 67   |
| <b>APPENDIX I.</b> Documentation .....                                                                  | 69   |

## ACKNOWLEDGEMENT



Alhamdulillah Rabbil Alamin, the researcher would like to express her deepest gratitude to the almighty Allah SWT, the only provider, the most merciful who gives His guidance, inspiration and good healthy for all time to conduct the writing of this thesis. Also shalawat and salam are always delivered to our great Prophet Muhammad SAW who has brought us from the darkness to the lightness.

During the writing of the thesis, the researcher received much assistance from a number of people, for their valuable guidance, correction, suggestion, advice and golden support. Without them, the writing of this thesis would have never been possibly completed. Therefore, the researcher would like to express the greatest thanks and appreciation for those people, especially to:

1. The researcher's father, Drs. H. Ahmad, and her lovely mother Hj. Salma S.Ag M.Ag who always pray, encourage, educate, and provide countless material supports, so that, she could finish this thesis writing and her study in UIN Alauddin Makassar.
2. Prof. Dr. Musafir Pababbari, M.Si, the Rector of State Islamic University Alauddin Makassar.
3. Dr. H. Muhammad Amri, Lc., M.Ag, the Dean and all of the staffs of Tarbiyah and Teaching Science Faculty of Alauddin State Islamic University of Makassar.
4. Dr. Kamsinah, M.Pd.I. The Head of English Education Department, Tarbiyah and Teaching Science Faculty of Alauddin State Islamic University of Makassar and all of the staffs .

5. The researcher's consultants, Dr. H. Abd. Muis Said M.Ed.TESOL, and Dr. Muh Rusdi T.,M.Ag ., who have helped, guided, and supported the researcher during the writing of her thesis.
6. All of the lecturers of Tarbiyah and Teaching Science Faculty of Alauddin State Islamic University of Makassar for their guidance during her study.
7. The Headmaster of MTsN Kelara Jenepono, thank you for your good respons to this research.
8. The English Teacher of MTsN Kelara Jenepono , who have given opportunity to the writer conduct her research.
9. The Second Year Students, Academic Year 2015-2016 of MTsN Kelara Jenepono thanks for your participation as the respondents in this research.
10. Researcher's young brother, Muh. Ashabul Kahfi, a big thanks for you who always be accompanied her during the researcher was studying in Makassar, and so did her other beloved younger brother Muh. Alif Al Qadri and Muh. Afif Al Hafidzy. Unforgettable of the researcher's grandfather H. Abd. Rahim Bone and the grandmothers is Hj. Siti Salino and Hj. Hadriah for their praying, countless supporting, big motivation, and love, thanks for everything that was given to your grandchild.
11. The Researcher beloved cousins who always accompanies, supporting, and loves.
12. Her best friends; Hikmawati (ige'), Nurhidayanti, Musyayyadah Syahrir, Alfira Veronica Mangana, Indriyani, Raidah Mahirah, Mufidah Yasrah, Eka Fitriani, Ridwan Limpo, and Arif Budiarto for their sincere friendship and assistance during the writing of this thesis.
13. The researcher's classmates in English Education Department, PBI 1 and 2 in Academic Year 2012.



14. The writer's brothers and sisters in KKN Profesi cohort VI UIN ALAUDDIN Makassar in Bonto Tappalang village, Tompobulu district, Bataeng Regency, Thanks for support and togetherness for the 2 month quality time.



## ABSTRACT

**Thesis Title** : **Using Guided Imagery Technique in Teaching writing to the second Grade Students of MtsN Kelara Jeneponto**  
**Year** : **2016**  
**Researcher** : **St. Nuraisyah Muflihah**  
**Consultant I** : **Dr. H. Muis Said M.Ed., M.TESOL**  
**Consultant II** : **Dr. M. Rusdi T., M. Ag.**

---

This research was aims to finding out whether or not the use of guided imagery technique can increases the students' writing. This research focused on students' writing through procedures of guided imagery Technique. The writing items that presented were descriptive text about people, place, and animals.

The research design was Quasi Experimental using "Nonequivalent Control Group Design". It was conducted at the second year students of MTsN Kelara Jeneponto. The class pointed to be the experimental class was VIII.1 which consisted of 22 students and the control class was VIII.2 which also consisted of 22 students.

The data were analyzed using descriptive statistic (frequency, mean score, and standard deviation) and inferential statistic (independent sample t-test). The result of the data indicated that there was a significant difference between students' post-test in experimental class and control class. The mean score of post-test (61,954) in experimental class was greater than the mean score of post-test (49,727) in control class. The standard deviation of post-test (14,58) in experimental class was greater than the standard deviation of post-test in control class (3,26). From t-test, the researcher found that the value of t-test (2,86) was greater than t-table (2,000) at the level of significance ( $\alpha$ ) 0.05 with degree of freedom (df) = 42.

Based on the finding and discussion of the research, the researcher drawn a conclusion that the application of guided imagery technique was be able to increase the students' writing at the second grade of MTsN Kelara Jeneponto.

# CHAPTER I

## INTRODUCTION

### *A. Background*

Writing is categorized as a productive skill; it might be a problem for some students in learning English because there are many aspects which should be considered, such as contents, grammars, vocabularies, forms, mechanics and styles. Besides, they should consider other important components in writing, such as coherence, cohesion, topic sentence, supporting details, etc. All of them are essential aspects that should be considered in producing good writing. Moreover, Kay (2003) observes that writing is a highly complex process involving multiple brain mechanisms and specific abilities. The act of writing requires the writer to formulate ideas, organize and sequence points in logical order, selecting vocabulary, checking for grammatical correctness, spelling words correctly, punctuate, and writing legibly. It requires the simultaneous and sequential integration of attention, language, long-term memory and working memory, motor skills, higher-order thinking.

Writing skill is a capability which most important for students because with writing the students can express their idea, opinion, and felling. Beside that, students can also improve their mindset and creativity. In addition, the importance of writing activities in the curriculum where the students' abilities to write are going to be enhanced, they need to be engaged in writing activities in the classroom, and the teacher's task to set activities in which they can practice of piece of writing. What can be alternative idea that can be useful in English teaching by using Guided imagery that will guide the students to improve their writing text. Students with good

writing will help them be easy to understand when they learn about writing text in the next grade.

The problem which is still faced by students and fundamentally by teacher is what the best way to apply in teaching instead of improving students' writing skill is. Remember that there are many students spent a lot of time to write a text. The students got the problems in organizing their ideas, how to start, and when to start their writing.

By considering the previous problem, it is very good to discover it soon because the students who are lack of good writing will find many difficulties for example, they will get hard to finish their study if they are in university level. Therefore, the researcher chooses a technique to improve students writing skill. It is guided imagery. Imagery is one of the aspects in writing to find picture of scene and characters in the mind of the readers. In this research, guided imagery is very effective to guide students when they will start their writing. That is why the researcher chooses this technique to help students start their writing.

## **B. *Problem Statement***

Referring to the previous background, the researcher formulates research questions as follows:

1. Does Guided Imagery Technique improve the students' writing skill?
2. To what Extent Does Guided imagery improve students' writing skill?

## **C. *Research Objective***

Related to the problem statement above, some objectives were to achieved that:

1. To find out the improvement of student's writing skill by Using Guided Imagery Technique.
2. To describe the effectiveness of Guided imagery in teaching writing at second grade students' of MTsN. Kelara, Jenepono.

#### **D. Research Significance**

Yield of this research is intensely expected to carry out some significances of teaching and learning writing as follow :

##### *1. Theoretical Significance*

After applying this research, the researcher hopes that the reader and the student's will get knowledge about writing for example, they will understand how to write a text. For the school this research it can be substance consideration to founding teacher that in teaching writing especially in writing descriptive text can use guided imagery technique as a accession study maximal.

##### *2. Practical significance*

The researcher serves that two are three practical significances in this research:

###### *a. significance for the students.*

After conducting this research, the researcher deeply hope that the students will be able to conduct some writing and they will feel more guided when they conduct writing.

###### *b. significance for the teacher.*

The researcher hopes that this yield of the research can be a reference for a number of teachers in teaching writing as a technique on writing descriptive text to make the learning model be more interesting and not boring.

### **E. *Research Scope***

Limitation to the research of using guided to improve writing skill on the descriptive writing because the researcher will use picture as the material. In this case, the researcher will give some series of pictures to the student then ask the student make writing based on the picture. Then, the researcher focuses on assessing the effectiveness of guided imagery technique to improve students writing paragraph ability.

### **F. *Operational Definition of Term***

For better understanding of the research, the following terms are defined as used in the study.

#### *1. Guided Imagery*

The researcher conduct this research by using guided imagery technique to improve students writing skill. Guided imagery technique is the use of concrete words to replace the abstract ones in order to enable the reader of a literary work to join in everything experienced by the author (Knickerbocker, 1969). In this research Guided imagery is one of the aspects in writing to engrave picture of sight characters in the minds of the readers.

#### *2. Technique*

Technique is a method of doing something that needs skills (oxford learner's pocket dictionary) , Technique shows that more we practice the more we know about something by



seeing this definition, the researcher concludes that technique is the first thing to do to know something and then master it.

### *3. Writing*

Writing as the skill of arranging words to form sentences, sentences to form paragraphs, and paragraphs to form larger units so that thought may be communicated to others. In other words, writing is not only a matter of arranging words but also a matter of sending message in such a way that the readers can understand what the writer wants to say. Then, especially for this research the researcher only focus on descriptive text.



## **CHAPTER II**

### **LITERATURE REVIEW**

This section presents the review of related literature dealing with some related research findings, and some pertinent ideas.

#### **1. Review of related research findings.**

For more clarification, particularly the role of imagery as a technique to improve writing skill, there are some research findings that probably justify this research . there are some findings state that:

Linse in Trisnawati (2006, p 98) says that “writing is multi faced, that is why it is only logical that it evokes different images”. Imagery is generally found in the text that describes something, especially in journal.

Mire in Trisnawati ( 2002 : 97) says that Research imagery has done by Dr. Owen Casey and Dave Meir in Texas Teach University. They dig out that people who used imagery (or symbol) in technical– learning and scientific have progress approximately 12 % for long term memory , better than the other who had not used imagery.

Still according Meir, another effect of imagery happened in Travelers insurance that shown shocking result. The training participant of claim process program using computer to some Financial Lost of Claim Appraisers got 400% progress to memorize their training material

De porter in Trisnawati (2001) says that “Than Bobby de Porter and Mike Hernacki based on Accelerated Learning concept adopt imagery in their super camp”.

They use metaphor , picture, analogy that commonly used up in imagery. Based on the above research studies, it can concluded that imagery technique can be applied Nadrawati (2006) has researched using imaginative materials as a media in teaching because imaginative material can improve students' achievement in reading.

as an alternative technique to increase the students' writing skill.

## **2. Some pertinent ideas**

### **1. The concept of writing.**

#### **a. Definition of writing**

Thomas S. Kane (2000) argues that writing is process of involving and to know how to handle words and sentences and paragraphs . We create our selves by words. Our words as human beings depends on our capacity to understand and to use language. Writing is one of the way of growing, communicating what you want to communicate in words other (by writing) people can understand.

Writing is not only a process of involving, handling is words and sentences and paragraphs as Thomas said but also the more important before it, we have to understand how to clarify our thought, deliver ideas into a word and sentences into a paragraph . Don Byrne (1988) defines writing involves the encoding message of some kind: that is, we translate our thought into language. Basically, Writing means producing or producing oral message into written language. It involves an active process to organize, formulate and develop the ideas on the paper so that the readers can follow the writer's message as well as in oral form . But we should know that the

writing requires and accurate and precise grammar, word choice and spelling, punctuation and vocabulary.

J. B Heaton (1988) the writers have to meet the minimum criteria of writing to get accurate writing as follow:

- No confusing errors or grammar or vocabulary; a piece of writing legible and readily intelligible; able to produce simple unsophisticated sentences.
- Accurate grammar, vocabulary and spelling , though possibly with some mistakes which do not destroy communication, expression clear and appropriate

#### **b. Writing Process**

Heaton (1988) states that writing skill are complex and sometimes difficult to teach , requiring mastery not only of grammatical and theoretical devices but also of conceptual and judgmental elements. He classified writing skills into five general components or many ideas , namely: (a) *language use*; the ability to write correct and appropriate sentences, (b) *mechanical skill*; the ability to use correctly those conventions peculiar to written language – e.g. punctuation and spelling . (c) *treatment of content*; the ability to think creatively and develop thoughts, excluding all interview information. (d) *stylistic skills*; the ability to write in an appropriate manner for a particular purpose with a particular audience in mind, together with an ability to select, organize and order relevant information.

According to Hogue in Mutia (2005) the process of writing, especially in writing composition (final target of writing) is divided into five steps, namely: (a) prewriting

for ideas, (b) outlining (c) drafting (d) revising (e) editing and (f) final drafting writing. The process is explained as follows.

The first step of the process of writing is prewriting, prewriting aimed at eliciting ideas as many as possible as the raw materials in writing a composition. Still Hogue in Mutia (2005) explains that prewriting has various technique that may be selected according to the students' preference is also called brainstorming.

Among the techniques are taking notes, free writing, listing and clustering. In this step, as its name , a writer collects as many ideas as possible generated from a process of thinking in the form of words, phrases, or sentences. All the ideas supplied by the thinking process will be considered as relevant or irrelevant. For all the relevant ideas, they will be used as the basis of the paragraph to be composed, The relevant ideas may take several form, such as collocations or context (synonyms, antonym, hyponym, super or- subordinates), context (person, time, place and manner), and content (resources).

The second process is called outlining Still Hogue in Mutia (2005) defined outlining as a planning for a writing assignment. Furthermore, she states that outlining helps writers organizing their idea and put the ideas into logical order, the model of outlining in writing a composition can be time-order, space-order, and listing-order.

The next process are drafting, revising, and editing. Drafting is composing the first draft of a piece of writing using the paragraph components. The writers should firstly write the possible title of the text and begin the paragraph with the topic

sentences. The topic sentences is developed by using several notes in the list of ideas (prewriting process) to be the supporting sentences. Revising and editing on the other hand, are the process of looking back at the draft composed to check the meaning, the mechanics, relevance of the information, the coherence and cohesiveness, the word choice, the word orders or grammatical and lexical resources. Editing is also effective to introduce connectors for cohesiveness.

Writing the final draft is the last process in writing composition after the editing process, the writers writes the last neat piece of writing that will be free of serious mistakes in terms of meanings and mechanical (spelling, punctuation, and capitalization). Although the process seems to be systematic, Some difficulties may hamper in the process.

## **2. The important of writing**

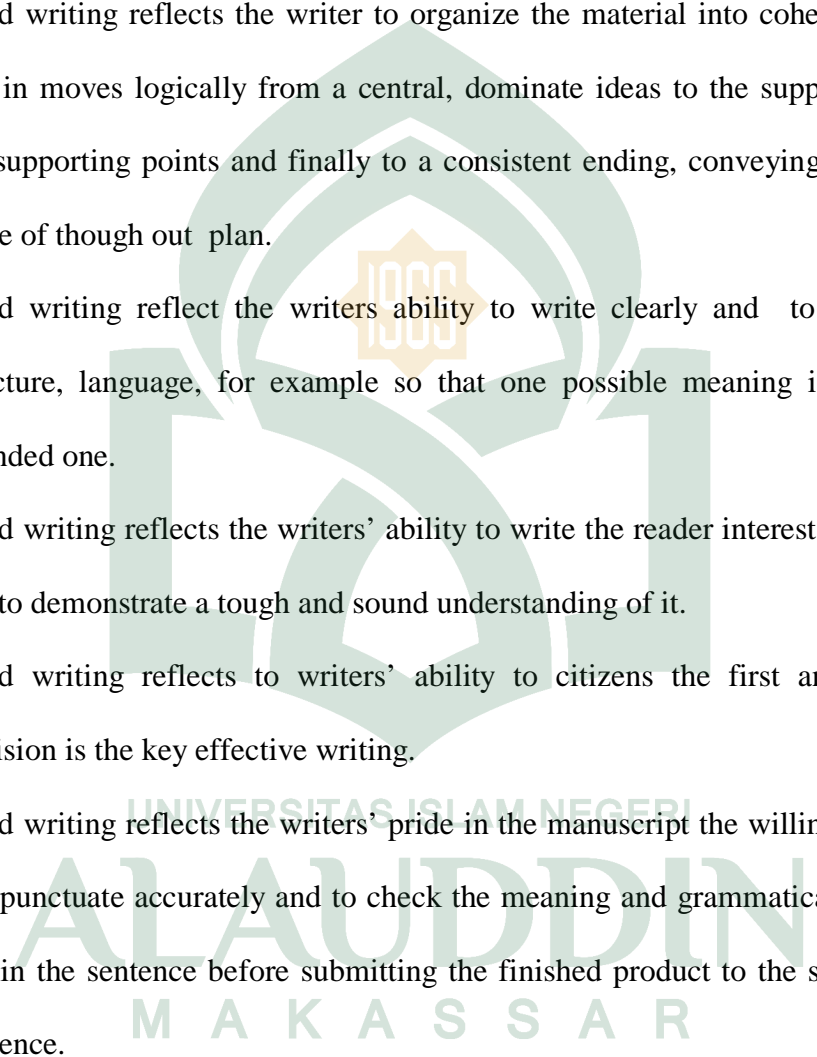
There are a lot of reason why writing is important. Some of them are stated by Healon (2001), below:

- a) Writing is a tool for discovering, we stimulate our tough process by the act writing to information and image we have our unconscious mind.
- b) Writing helps us to organize our idea. We can arrange them in coherent form.
- c) Writing generates new idea by helping us to make connection and relationship.

## **3. The characteristic of Writing**

The teaching of writing is directed to have a good result of writing. There are some characteristic of the good writing as Adelstein and Prival (1980) state as follows:



- 
- a) Good writing reflects the writers' ability to use the appropriate voice. Even though all good writing conveys the sound of someone talking else, the voice heard though the writing must also suit purpose and audience of the occasion.
- b) Good writing reflects the writer to organize the material into coherent whole so that in moves logically from a central, dominate ideas to the supporting idea to the supporting points and finally to a consistent ending, conveying to the reader sense of though out plan.
- c) Good writing reflect the writers ability to write clearly and to use sentence structure, language, for example so that one possible meaning is the writers' intended one.
- d) Good writing reflects the writers' ability to write the reader interest in the subject and to demonstrate a tough and sound understanding of it.
- e) Good writing reflects to writers' ability to citizens the first and receive it. Revision is the key effective writing.
- f) Good writing reflects the writers' pride in the manuscript the willingness to spell and punctuate accurately and to check the meaning and grammatical relationship within the sentence before submitting the finished product to the structure of an audience.
- g) Writing down ideas allows as distancing ourselves from them.
- h) Writing helps us to adsorb and process information when we write a topic. We learn it better.

- i) Writing enables us to solve the problem by putting the element of them into write form; we can examine and manipulate them.
- j) Writing on a subject make us active learners rather those passive learners information.

Heaton (2001) also states some reasons about the importance of writing. According to him, writing is used to helping students in the learning process. The reasons for that are follows:

- a) Writing reinforces the grammatical structure, idioms and vocabulary that have been teaching to the students.
- b) When the students write, the necessarily become very involved with the language.
- c) When the students write, they also have a chance to be adventurer with the language, to go beyond what they have learned to say, to take risk.

#### **4. The component of Writing**

Cheryl Kaye Tadrif (2007), states that the writing skills are complex and sometime difficult to teach, to requiring mastery not only of grammatical and rhetorical devised but also conceptual and judgment elements. Heaton (1998) states that the components of writing into five areas. They are as follows:

##### **a) Grammar**

Grammar plays important roles in the writing. In govern utterance that we produce to be right or orderly. Therefore, it also has great influence on the quality of writing.

In order to have a good grammar in the writing, writer should pay attention to the use of grammatical rule concerning tenses, preposition, conjunction, clause, adjective, adverb, article, etc. The lack of good grammar will make the content of writing vague and can make misunderstanding, for example the use of tenses.

#### **b) Vocabulary**

Vocabulary is one of language aspect dealing with the process of writing. The writer always think about putting the words into paragraph until they can create a place of writing.

It is clear now that we cannot write or express our idea if we don't have understand the writing passage without having a lot of vocabularies.

Vocabulary is also one of the important components of writing should be taken into consideration by the English learners and English teacher because there is no doubt that learning a language always means firstly learning the words of the language itself.

#### **c) Mechanics**

The use of mechanics is due to capitalization, punctuation, and spelling appropriately, this aspect is very important since it leads readers to understand or recognize immediately what the writer means to express definitely the use mechanic in writing will make the reader easy to group the conveying ideas or message to the written materials.

**d) Content/fluency**

The content of fluency of writing should be clear to readers so that the reader can understand the message conveyed and gain information from. In order to have a good of content of writing, its context should be well unified and completed. This term is usually known as unity and completeness, which become the characteristic of the good writing.

**e) Form**

In form of the writing concerns with the ways through writer arranges and organizes the ideas order message in the writing. There are many ways to used to be a writers to organizes or arrange the writing.

**3. Concept of images series**

Students can construct their knowledge during learning Descriptive text easily by using media. One of the media is images which tell something based on the students knowledge. Media that can be used to make the students learn easily and the teacher teaches easily is the main part of the learning process. The media must be used in integrated way in teaching and learning and not only as ice breaker of teaching and learning process.

To understand the way of the images series, the students need to appreciates it in abstract way. In the same way, when they express their ideas to describe the pictures in a good text as well as unity, they have to think in abstract way too, both of them in learning process if the teacher use images. It can not only help the students to get

ideas more realistic in describe the images but also to make the students be easily begin to write.

During the students are writing the text, they can use top-down technique in predicting the content of the text based on understanding of image. They can predicting the content of the text easily based on their understanding about the images. The images give the schemata to the students to construct ideas from their background knowledge and experience.

**a. Why Use images?**

According to Andrew Weight (1990) many language teacher are as concerned to help their students to develop as people and in their ability to relate to others as they are to help them to develop their ability to use the foreign language. For example, it is not enough for students to have competent ability in a language if they cannot develop a conversation or discussion or a text. In this sense, language teacher have a role as communication teacher and indeed, as teachers in the broadest sense. It is important to have as wide a range of resources as possible in the classroom so that the students can have a rich base and stimulus for this development. And the resources must include images. After all, verbal language is only a part of the way we usually get meaning from the context. Things we see play an enormous part in effecting us and giving us information. We predict, deduce and infer, not only for what we hear and read but from what we see around us and from what we remember having seen. Images are not just an aspect of method but through their representation of places, object and people they are an essential part of the overall experiences we must help

our students to cope. This research is intended to help teachers to develop their wider role as teachers of communication.

Specially, images contribute to:

- a. Interest and motivation
- b. A sense of the content of the language
- c. A specific reference point or stimulus

**b. Some roles for images in writing**

According to Andrew Wight (1990) there are some roles for images in writing;

- a. Images can motivate the students and make them to pay attention and want to take a part.
- b. Images can contribute to the context in which the language is being used. They bring the word in to classroom (a street scene or a particular object, for example a train).
- c. The images can be describe in a objective way ('this is rain') or interpreted ('I like travelling by train').
- d. Images can cue responses to questions or cue substitution through controlled practice.
- e. Images can stimulate and provide information to be referred to in discussion or context.

**c. Images in Foreign Language Teaching**

As Hill (1990) pointed out, "the standard classroom" is usually not a very suitable environment for learning languages. That is why teachers search for various



aids and stimuli to improve this situation. Images are one of these valuable aids. They bring “images of reality into the unnatural world of the language classroom “.( Hill 1990:1) images bring not only images of reality, but can also function as fun element in the class. Sometimes it is supporting surprising, how images may change a lesson, even if it only employed in additional exercise or just to create the atmosphere.

Images meet with a wide range of use not only in acquiring vocabulary, but also in many other aspects of foreign language teaching. Weigh (1990:4-6) demonstrated this fact on a example, where he use one complied picture and illustrated the possibility of use in five very different language areas. His example shows employing images in teaching structure, vocabulary, function, and all four skill. Furthermore he pointed out that “potential or pictures is also great that only a taste of their full “potential of imagery is so great that only a taste of their full potential can be given” in this book. (Weigh 1990:6) to be more specific, besides lesson where images are in the main focus , they might be use just as a ”stimulus for writing and discussion, as an illustration of something being read or talked about, as background to topic and so on” (Hill:1992:2).

There are many reason for using imagery in language teaching . As Wright (1990:2) pointed out, they are motivating and drew learners’ attention. This fact will be repeatedly demonstrated in the practical part of thesis. Furthermore, Wright (1990:2) refers to the fact that they provide a sense of the context of the language and give a specific reference point or stimulus.

Images, being suitable for any group of learners independently on age or level can be used in lots of various ways. As Hill(1990:2) state “what is done is limited only by the preparation time available, the visual to hand and the imagination of the individual teacher”.

Hill (1990:2) listed several advantages of images, such as availability (one can get them in many magazines, on the internet, ect ); they are cheap, often free; they are personal (teacher select them); flexibility-easily kept, useful for various types of activities (drilling, comparing, ect), they are “always fresh and different”. Which means they come in a variety of formats and styles and moreover the learner often wonders what comes next. (Hill 1990:1).

From my experience, learners always pay attention and are curious about what are they going to do with the images shown. However, there is always a downside: it can be quite time consuming to find the right images for a specific type of activity for the beginning teacher who lacks his or her own collection. Still on the whole, this drawback is greatly outweighed by the above mentioned pros. Furthermore when the collection of images is once made, it can serve for a long time.

Another matter is question of how to use images effectively, it is counts as general methodological knowledge that in learning languages, students’ should perceive the input through as many channels as possible. Therefore it is important to include variety of stimuli in teaching. It is important to find a balance and not to use images or visual only but to combine them with other technique and different types of stimuli(movement, verbal stimuli, sound ect). Moreover, images used for

demonstration of the meaning should be repeatedly connected with the spoken and subsequently also written form of the word or chunk of language.

#### **d. Characteristics of a Good Images**

A good image can be used as a medium of learning according to Surdina (2006: 101).

- 1) images that have the characteristics including to convey messages and ideas .
- 2) Giving a strong impression and draw attention to the simplicity that is simple in color, but certain .
- 3) Stimulate people who look to want say about the objects in the picture.
- 4) Bold and dynamic, action images should show the motion or attitude.
- 5) nice pictures, interesting, and adapted to the learning objectives that have been formulated.

#### **e. Media Image**

Pros and Cons Media Image Excess Media Image According to Sadiman (1996: 13)

excess media images are:

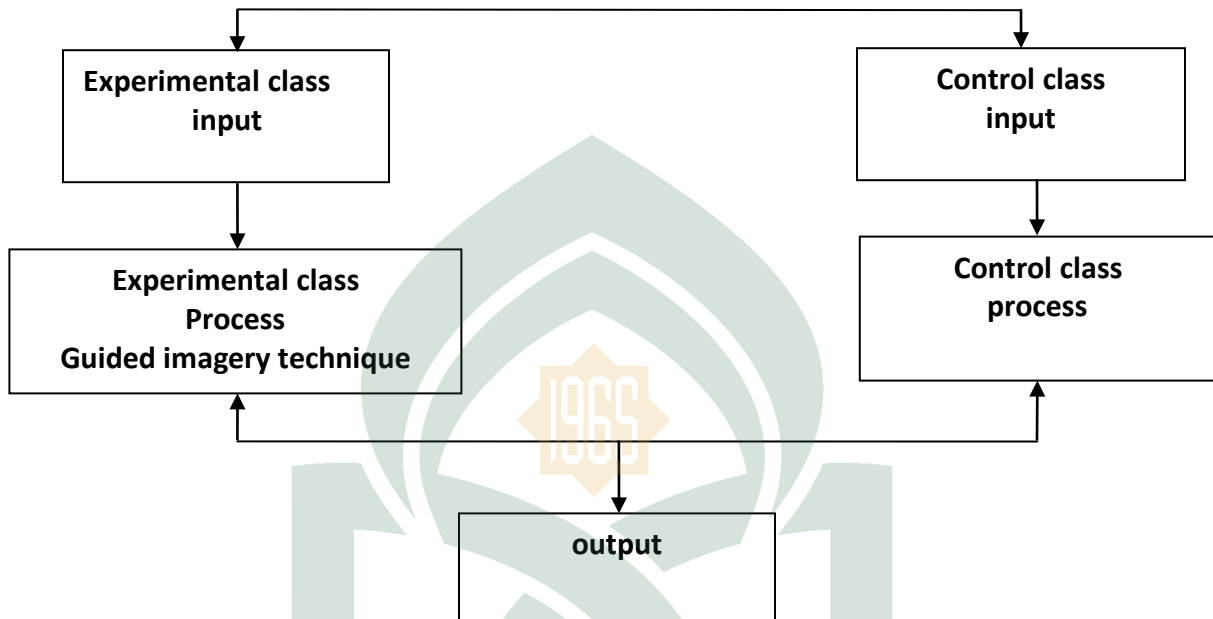
- a) Its concrete and more realistic in bringing about the subject matter, if compared to verbal language.
- b) to overcome the limitations of space and time. c) to overcome the limitations of our observations.
- c) Clarify any field problems.
- d) It's cheap and easy to obtain and use.

## **f. How to Use Image as a Media**

This is similar to what is said by Sujana (2001: 22) that the excess use of media images are:

- a) Illustration of the image is the abstract level that can be interpreted based on the experience of the past, through the interpretation of words.
- b) Illustration image is a teaching device that can attract interest in learning students effectively.
- c) Illustration image to help students read textbooks, especially in interpretation and remember the material accompanying text.
- d) In the booklet, in general, children are more like half or one page full display along with some clear instructions.
- e) Illustrations images content must be linked with real life, so that students' interests becomes effective.
- f) Illustration image contents should be so arranged that do not conflict with the movement of the observer's eye and part-the most important part of the illustration must be centered on the upper left hand part of media images.

### ***A. Theoretical Framework***



There are three variables above; input, process, and output they will be explained as follows:

- a. Input refers to method used in both of experimental and control class which consists of writing text technique.
- b. Process refers to the way of the students to know and understood how to write by using guided imagery technique .
- c. Output refers to student's ability after using guided imagery technique in teaching writing

**B. Hypothesis**

There are two hypotheses in this research:

H0: Guided imagery technique cannot improve students' Writing skill at Second Grade Students

of MTSN Kelara jeneponto.

H1: Guided imagery Technique can improve students' Writing Skill at Second Grade Students of

MTSN Kelara jeneponto .





## CHAPTER III

### RESEARCH DESIGN

This chapter presents about the research design, research variable, population and sample, and research instrument, procedures of collecting data, and technique of data analysis.

#### 1. Research Design

The research design applied in this research was Quasi-experimental which applied the Nonequivalent Control Group Design with Pre-test and Post-test. Sugiyono (2014) stated that in this design, there were two groups which were not chosen randomly. Two groups was given pre-test to find out whether or not there was the different between the experimental group and control group in the initial condition, then in the experimental group was given a treatment and the last both of group was given post-test. The design as follows:

|                           |       |     |
|---------------------------|-------|-----|
| <i>Experimental Class</i> | $0_1$ | $X$ |
| <i>Control Class</i>      | $0_2$ |     |
|                           | $0_3$ |     |
|                           | $0_4$ |     |

Where:

$X$  = treatment

$0_1, 0_3$  = pre-test

$0_2, 0_4$  = post-test

(Sugiono, 2014: 116)

## 2. Research Variable

In this research there are two Variables, namely is Independent and Dependent variable, The independent variable is Using Guided Imagery Technique, Guided Imagery is the picture that show to the students and then they ask to write paragraph about the picture. The dependent variable is Teaching writing technique.

### ***K. Population and sample***

#### **1. Population**

Population is all subject of research (Arikunto 2013:173). The population of this research is the second grade of MTsN, Kelara. Jeneponto. The population consists of seven classes and each class consists of 22 students, so the population is 154 students.

#### **2. Sample**

The method that used by researcher in take sample in this research was purposive sampling technique. It was the way to determine sample by certain judgment (Sugiono,2014:124).

The researcher choose two of registered classes of the second year students MTSN Kelara Jeneponto to be sample of the research. The number of respondents chosen to be sample was 44 students each class. One class was experimental class in VIII.1 and the other was the controlled class in VIII.2.

### **3. Research Instrument**

In this study, researcher was use a *written test* as instrument to asses and examine the second years students' writing ability. in which researcher was give the test to students in the form some series picture where the students will describe the totality of what is on the image sequentially and with attention to grammar, and then in the form of a test as a method of research used experiment design so that there are two forms of the test such *pre- test* and *post- test*, the pre-test use to find out the students' prior ability in writing, and then the post- test use to find out the improvement of the second grade students' of MTsN. Kelara, Jeneponto after treatment given Guided imagery technique. In addition the researchers give some series picture to the students' and then the students describe the picture in the form of descriptive.

### **4. Data Collection Procedures**

In the procedure of the data collecting, the researcher adopts three steps as follows:

#### **1. Pre-test**

Pre-test was given before the treatment. It was given both of the experimental and controlled group class. It aimed to measure the student background knowledge about basic grammar.

The stages in giving pre-test to the students:

- a. The researcher asked the students to pay attention.
- b. The researcher explained about the purposes of this research.
- c. The researcher explained the instrument that given to the students.
- d. The researcher asked the students to do the test.

## **2. Treatment**

After given pre-test, the experimental class will given treatment which use guided imagery technique. Teaching and learning processes in this class was conducted as follows:

- 1) Students give motivation before starting the materials.
- 2) Students give some ice breakings to fresh the students' mind.
- 3) The researcher give some explanations about the learning process.
- 4) The researcher explained how to describe picture in the paragraph.
- 5) The researcher one example about describe picture in paragraph .
- 6) The researcher exercised the students by give some series picture .

## **3. Post-test**

After give the treatment, both experimental and control class was given post-test. It aimed to measure whether the use of guided imagery technique was effective to develop the students writing skill.

The stages in giving pre-test to the students:

- a. The researcher told the students that we would conduct a test, namely post-test.
- b. The researcher explained about what they had to do in this test.
- c. The students began to do the test individually.

### 5. *Data Analysis Technique*

The technique of data analysis used here were descriptive statistic and inferential statistic. Descriptive statistic analysis was used to looking for frequency, mean score and standard deviation, and inferential statistic analysis was used to test the hypothesis. The formula used to test the hypothesis was t-test with the level of significance ( $\alpha$ ) 0.05 (95%). Before the t-test, there were some steps which had to be done as follows:

1. The formula used to check students' score in both pre-test and post-test was:

$$\text{Score} = \frac{\text{Student correct answer}}{\text{Total number of items}} \times 100$$

(Baego, Ishak, & Syamsudduha, 2010: 114)

2. The scale used in classifying the student score was:

| Scale    | Classification |
|----------|----------------|
| 95 – 100 | Excellent      |
| 85 – 94  | Very Good      |
| 75 – 84  | Good           |

|         |             |
|---------|-------------|
| 65 – 74 | Fairly Good |
| 55 – 64 | Fair        |
| 45 – 54 | Poor        |
| 0 – 44  | Very Poor   |

(Depdikbud, 1985: 6)

3. The researcher calculated the mean score both experimental and controlled group using formula as followed:

$$\bar{X} = \frac{\sum x}{N}$$

Where:  $\bar{X}$  = Mean Score

$\sum x$  = the sum of all score

N = the total number of subjects

(Gay, Mills, & Airasian, 2006: 320)

4. The researcher calculated the sum of square both experimental and controlled group using formula as followed:

$$SS = \sum X^2 - \frac{(\sum X)^2}{N}$$

Where: SS = the sum of square

N = total number of the subjects

$\sum X^2$  = the sum of all square; each score is squared and all the squares are added up

(Gay, Mills, & Airasian, 2006: 322)

5. The researcher calculated the significant different between the pre-test and post-test by using formula as followed:

$$SD = \sqrt{\frac{SS}{N-1}}$$

Where: SD = Standard deviation  
N = number of population

(Gay, Mills, & Airasian 2006: 321)

6. Finally, the researcher computed the hypothesis significant. It was to know whether the Ho was accepted or not. For the sake of computation, it uses t-test formula as followed:

$$t = \frac{\overline{X^1} - \overline{X^2}}{\sqrt{\left(\frac{SS_1 + SS_2}{n_1 + n_2 - 2}\right)\left(\frac{1}{n_1} + \frac{1}{n_2}\right)}}$$

Where:  $\overline{X^1}$  = Mean score of experiment group

$\overline{X^2}$  = Mean score of control group

$SS_1$  = Sum of square of experiment group

$SS_2$  = Standard Deviation of control group

$n_1$  = Total number of experiment group

$n_2$  = Total number of control group

(Gay, Mills, & Airasian, 2006: 349)





## CHAPTER IV

### FINDING AND DISCUSSION

This chapter particularly presents the findings of the research which are presented as data description, and the discussion of the findings reveals argument and further interpretation of the findings. In this chapter, the researcher analyzed the data consisting of the result of pre-test and post-test either in experimental class or control class.

#### *A. Findings*

The findings of the research were based on the results of the data analysis. The data analysis was used to collect data. The test consisted of pre-test and post-test. The pre-test was given to find out the students' background knowledge about writing descriptive text before using guided imagery, and the post-test was given to find out the enhancement of the students' writing ability after using guided imagery Technique.

#### **1. The Classification of Students' Pre-test and Post-test Scores in Experimental Class**

The following table showed the distribution of frequency and percentage of final score of students' writing descriptive text using imagery technique at the second year of MtsN KELARA JENEPONTO in pre-test and post-test in experimental class.

**Table 1**  
The distribution of frequency and percentage score of  
experimental class in pre-test and post test

| No.          | Scale    | Classification | Pre-test  |                         | Post-test |                         |
|--------------|----------|----------------|-----------|-------------------------|-----------|-------------------------|
|              |          |                | Frequency | Percentage              | Frequency | Percentage              |
| 1.           | 95 – 100 | Excellent      | 0         | 0%                      | 0         | 0%                      |
| 2.           | 85 – 94  | Very Good      | 0         | 0%                      | 1         | 5%                      |
| 3.           | 75 – 84  | Good           | 5         | 25%                     | 3         | 15%                     |
| 4.           | 65 – 74  | Fairly Good    | 4         | 20%                     | 9         | 45%                     |
| 5.           | 55 – 64  | Fair           | 6         | 30%                     | 1         | 5%                      |
| 6.           | 45 – 54  | Poor           | 5         | 25%                     | 7         | 35%                     |
| 7.           | 0 – 44   | Very Poor      | 2         | 10%                     | 1         | 5%                      |
| <b>Total</b> |          |                | <b>22</b> | <b>100%<sup>^</sup></b> | <b>22</b> | <b>100%<sup>^</sup></b> |

Table 1 above showd the rate percentage score of experimental class in pre-test and post-test from 22 students. In the pre test, none of the student got excellent and very good. Only 5 students (25%) got good score, 4 students (20%) got fairly good score, 6 students (30%) got fair score, 5 students (25%) got poor score, and 2 students (10%) got very poor score. While, in the post-test showd that there were none of the students got excellent. Only 1 student (5%) got very good score, 2 students (10%) got good score, 9 students (45%) got fairly good score, 1 student (5%) got fair score, 7 student (35%) got poor score, and 1 student (5%) got very

poor score. Based on the result above, it can be concluded that the rate percentage in pre-test was greater than the rate percentage in post-test.

## 2. The Classification of Students' Pre-test and Post-test Scores in Controlled Class

The following table showed the distribution of frequency and percentage of final score of students' basic writing descriptive text at the second year of MtsN KELARA JENEPONTO in pre-test and post-test in controlled class.

**Table 2**

The distribution of frequency and percentage of

| No.          | Scale    | Classification | Pre-test  |             | Post-test |                         |
|--------------|----------|----------------|-----------|-------------|-----------|-------------------------|
|              |          |                | Frequency | Percentage  | Frequency | Percentage              |
| 1.           | 95 – 100 | Excellent      | 0         | 0%          | 0         | 0%                      |
| 2.           | 85 – 94  | Very Good      | 0         | 0%          | 0         | 0%                      |
| 3.           | 75 – 84  | Good           | 0         | 0%          | 0         | 0%                      |
| 4.           | 65 – 74  | Fairly Good    | 0         | 0%          | 2         | 10%                     |
| 5.           | 55 – 64  | Fair           | 2         | 10%         | 5         | 25%                     |
| 6.           | 45 – 54  | Poor           | 8         | 45%         | 4         | 20%                     |
| 7.           | 0 – 44   | Very Poor      | 13        | 65%         | 10        | 50%                     |
| <b>Total</b> |          |                | <b>21</b> | <b>100%</b> | <b>21</b> | <b>100%<sup>^</sup></b> |

Table 2 showd the rate percentage score of controlled class in pre-test and post-test from 20 students. In the pretest, none of the student got excellent, very good, good and fairly good scores. There were only 2 student (10%) got fair score, 8 students (45%) got poor score, and 13 students (65%) got very poor score. While in the post-test above showd, none of the students got excellent, very good, and good scores. Only 2 students (10%) got fairly good score, 5students (25%) got fair score, 4 student (20%) got poor and 10 students (50%) got very poor score. Based on the table 2, it can be concluded that the rate percentage in pre-test was lack greater than the rate percentage in post-test.

### 3. The Mean Score and Standard Deviation of Experimental Class and Controlled Class in Pre-test and Post-test

After calculating the result of the students score, the mean score and standard deviation of both classes can be presented in the following table

UNIVERSITAS ISLAM NEGERI

**Table 3**

The mean score and standard deviation of experimental class and controlled class in post-test

| Class        | Pre-test   |                    | Post-test  |                    |
|--------------|------------|--------------------|------------|--------------------|
|              | Mean Score | Standard Deviation | Mean Score | Standard Deviation |
| Experimental | 60,409     | 13.89              | 61,954     | 14.58              |
| Controlled   | 36,090     | 3.42               | 49,727     | 3.26               |

The table above showed that, the mean score of experimental class in pre-test was (60,409) and the standard deviation of experimental class was (13,89), and the mean score of controlled class in pre-test was (36,090) and its standard deviation was (14,58). While the mean score of experimental class in post-test was (61,954) and the standard deviation of experimental class was (3,42), and the mean score of controlled class in post-test was (49,727) and its standard deviation was (3,26). It can be concluded from both of the tests; the experimental class gained the greater mean score than the controlled group.

The significant score between experimental and controlled class can be identified by using t-test. The result of t-test can be seen in table 6 as follows:

**Table 4**

Distribution the value of t-test and t-table

| Variable | t-test value | t-table value |
|----------|--------------|---------------|
| Posttest | 2,86         | 2,000         |

The table above showed that t-test value was greater than t-table. The result of the test showed there was significant difference between t-table and t-test ( $2,86 > 2,000$ ), it means that, t-table was smaller than t-test.

The result of the t-test statistical analysis showed that there was significant difference between the experimental class who got treatment by using imagery technique with controlled class who got treatment by their teacher. The statement

was proved by the t-test value (2,86) which was higher than t-table value (2,000), at the level of significance ( $\alpha$ ) 0.05 and the degree of freedom (df) 42.

## ***B. Discussion***

In this research, the researcher used some criteria to giving score of writing, like grammar vocabulary, mechanic , fluency and form.

### ***a. Fluency***

According to Heaton (1998), fluency is the subject written or spoken in a book, programmer, or amount of something contain in substance. So the writer can take conclusion that fluency in writing is the ability to think creatively and develop thoughts, excluding all irrelevant information. It should be clear to readers, so they can understand what the message convey and gain information from it .

The data gained through guided imagery Technique. Expressed the students writing skill by second year students' of MTsN Kelara Jeneponto. In the data shows that percentage of students score in fluency can be seen in Control group, 10% got fair, 45% got poor, and 65 % very poor, while in experiment group 25% got good, 20% got fairly good, 30% got fair, 25% got poor, and 10% got very poor.

### ***b. Form***

Organization (of writing) is the group of word that has meaning. It means form of writing concerns with the ways through writers arrange and organizes the idea order message in writing (Heaton:1988) so, the writer can take conclusion that form

in writing is ability to develop idea which relevant in a united form. It also concerns the writer to arrange and organize the idea in writing.

The data analysis gained through to know the students' skill to organize ideas in writing by the second year students' of MTsN Kelara Jeneponto . in the data also shows the percentage of students score in form can be seen in Control group, 10 % got fairly good, 25% got fair, 20% got poor, and 50 % very poor, while in experiment group 5% got very good, 15% got good, 45% got fairly good, 5% got fair, 35% got poor, and 5% got very poor.

#### c. Vocabulary

Vocabulary is one of language aspect dealing with the process of writing (Heaton 1988). The writer concludes that vocabulary is a total number of words in a paragraph. This component (vocabulary) is very important because the writer cannot express their idea without it.

The writer wants to describe the students' mastery of vocabulary which was taken from the result of data analysis through guided imagery technique by the second year students' of MTsN Kelara Jeneponto. In the data also shows that the percentage of the students' score in vocabulary can be seen in control group show and 50% students' got very poor, while in Experimental group 5% students' got very good, 15% students' got good, 45% students' got fairly good, 5% students' got fair, 35% students' got poor, and 5% students' got very poor.

#### d. Grammar

Grammar plays important rules in writing. In the governs utterance that we produces to be right or orderly. Therefore it also has great influences on the quality in writing (Heaton: 1988). And the writer concludes that grammar is the rule of word in a paragraph. It is rule that describes the form of a word and making sentences. In this part there are some criteria that writer should pay attention to the use grammatical rules concerning tenses, preposition, conjunction, ect.

This component of writing is taking about the result of the data analysis through descriptive text by the second year students' of MTsN Kelara, jenepono. In the data also shows that percentage of the students' score in grammar can be seen in control group show and 50% students' got very poor, while in Experimental group 5% students' got very good, 15% students' got good, 45% students' got fairly good, 5% students' got fair, 35% students' got poor, and 5% students' got very poor.

*e. Mechanics*

Heaton (1088) states that mechanics consist of there main components, namely: capitalization, punctuation and spelling.

1. Capitalization is the use of capital letter to writing.
2. Punctuation is a (Practice of putting) that marks such as full stop and comes in piece of writing.
3. Spelling is a (condition produced by words that suppose to have a magic power.



The writer states that the mechanics is related with the ability to use correct words to the written language such as using capitalization, punctuation, and spelling. It is very important to lead the readers to understand or recognize what the writer means. The use of favourable mechanics in writing will make the readers easy to convey ideas in writing.

This component related to the students ability in using mechanic in writing Descriptive text by the second year students' of MTsN Kelara Jenepono . In the data also shows that percentage of the students' score in mechanic can be seen in control group show and 50% students' got very poor, while in Experimental group 5% students' got very good, 15% students' got good, 45% students' got fairly good, 5% students' got fair, 35% students' got poor, and 5% students' got very poor.

The writer assumes that the application of imagery technique is really helpful to improve students' writing skill because there was a significant writing achievement of the students after the treatment was conducted. It was proved by the result of data analysis after being compared t-table (2,000) with t-test (2,86).

In addition, some expert of teaching writing through imagery technique were very enjoyable to develop their ability in writing English text especially writing descriptive text.

## CHAPTER V

### CONCLUSION AND SUGGESTION

This chapter consist of two section. The first section deals with the conclusion and the second one deals with suggestion.

#### A. Conclusion

Based on the finding on the discussion, the researcher concludes that the use of imagery technique is effective to improve students writing skill based on the following evidences:

1. Students' prior knowledge of writing before applying imagery Technique is still, low it was provided by the data that most of students got good and fairly good classification with mean score of the students pre-test was 49,727..
2. Students' writing skill after applying guided imagery technique is significantly improved their writing ability, it was showed by the data that most of students got very good, good, and fairly good classification with the mean score of students post-test was 61,954.
3. Learning about writing descriptive text with imagery technique is an effective way to improve students' writing skill. By using guided imagery technique, the students became easy to write English Text.

## **B. Suggestion**

Based on the conclusion above, the researcher proposes the following suggestions:

1. The English Teacher should be more creative to choose method/technique in teaching writing, so that the students will be more interested and motivated to study English.
2. The English teacher should apply this method/technique as way to improve students writing ability in writing subject.
3. The English teacher should teach by connecting the academic material with the students concrete live, because the students feel comfortable in writing English.

## BIBLIOGRAPHY

- Arikunto, Suharsimi. *Prosedur Penelitian*. Jakarta: Rineka Cipta. 2013.
- Adas, Dana. *Writing Difficulties and New Solutions: Blended Learning as an Approach to Improve Writing Abilities*. Nablus, Palestine. 2013.
- Andrzejczak, N., Trainin, G., & Poldberg, M. (2005, October 19).
- Bannet, Lyn . 2006. *The Nature of Writing*. Rozelle. NSW: Primary English Teaching association.
- Creswell W. John. *Educational Research Planning, Conducting, and Evaluating, Quantitative, and Qualitative Research*.
- De Porter and Mike Hernacki based on *Accelerated Learning concept adopt imagery in their Super camp*
- From image to text: Using images in the writing process. *International Journal of Education & the Arts*, 6 (12). Retrieved [date] from <http://ijea.asu.edu/v6n12/>.
- Gay, L. R. 1981. *Educational Research Competence for Analysis and Application*; Colombus: Charles E. Merrill Publishing company.
- Hornby ,As. 1995. *Oxford Advanced Learner's Dictionary* ,New York Oxford University.
- Improving Student's Reading Ability By Using Imagery Method at SMPN Polewali Mandar.
- Nadrawati 2006 *Improving the Students' reading achievement through the use of imaginative reading materials of the first year students of SMAN 5 Makassar*. The thesis of FBS UNM.
- Ma'ruf Akmal 2014 *Enhancing The Students' Writing Ability Through Imagination in Creative Writing Material at MA DDI Baburridha Sawere, Bulukumba Regency*. The Thesis of UIN Alauddin Makassar.
- Marsuki Ismail 2014 *The Effectiveness of Visual Data in Developing the Students' Writing Paragraph Ability at SMK Muhammadiyah Bungoro Pangkep*. The Thesis of UIN Alauddin Makassar.

Trisnawaty, Nonce. *Imagery in the Journals Written by the Writing I Students Of the English Department Of Widya Mandala Catholic University Surabaya*. Surabaya 2010.

Universitas Islam Negeri Alauddin Makassar. *Pedoman Penulisan Karya Tulis Ilmiah*. Makassar, 2014.

Wroblewski, Angela., Steiner, Peter M., Cook, Thomas D. *Randomize Experiments and Quasi Experimental Design in Educational Research*.

