

**IMPROVING THE STUDENTS' GRAMMAR ABILITY THROUGH EGRA
(EXPOSURE, GENERALIZATION, REINFORCEMENT, APPLICATION)
METHOD OF THE SECOND YEAR STUDENTS OF SMP MONCOLOE
MAKASSAR**



A Thesis

Submitted of the English Department of Tarbiyah and Teaching Faculty of Alauddin
State Islamic University in Partial Fulfillment of the Requirements for Degree of
Sarjana Pendidikan Islam

UNIVERSITAS ISLAM NEGERI

ALAUDDIN

M A K A S S A R

By

ST. NURRAHMATIAH

NIM. 0400104099

**ENGLISH DEPARTMENT OF TARBİYAH AND TEACHING FACULTY
OF ALAUDDIN STATE ISLAMIC UNIVERSITY**

2010

PERNYATAAN KEASLIAN SKRIPSI

Dengan senantiasa mengharapkan ridha Allah SWT., yang bertanda tangan dibawah ini menyatakan bahwa skripsi ini adalah benar-benar hasil karya penyusun sendiri. Jika dikemudian hari terbukti bahwa skripsi ini merupakan duplikat, tiruan atau dibaut oleh orang lain secara keseluruhan atau sebagian, maka skripsi dan gelar yang diperoleh karenanya batal demi hukum.

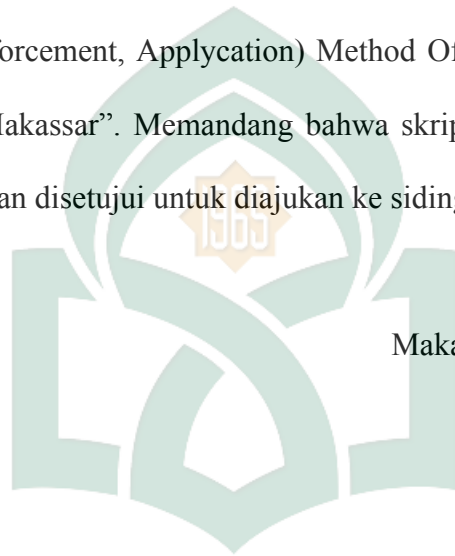
Makassar, 09 April 2010

Penulis

UNIVERSITAS ISLAM NEGERI
St. Nurrahmatiah
NIM. 0400104099
ALAUDDIN
M A K A S S A R

HALAMAN PERSETUJUAN PEMBIMBING

Pembimbing Skripsi saudara St. Rahmatia dengan no induk Mahasiswa 0400104099 Jurusan Pendidikan Bahasa Inggris pada Fakultas Tarbiyah dan Keguruan UIN Alauddin Makassar, setelah dengan seksama mengoreksi Kripsi dengan judul “Improving The Student’ Grammar Ability Through Egra (Exposure, Generalization, Reinforcement, Applycation) Method Of The Second Year Students of SMP Moncoloe Makassar”. Memandang bahwa skripsi tersebut telah memenuhi syarat-syarat ilmiah dan disetujui untuk diajukan ke siding munaqasyah.



Makassar,

Pembimbing I

Pembimbing II

UNIVERSITAS ISLAM NEGERI
ALAUDDIN
M A K A S S A R

Prof. Hamdan, M.A., Ph.D.
19671231 199303 1 030

Drs. H. WahyuddinNaroM.Hum. Nip.
Nip. 19701231 199603 1 005

PENGESAHAN SKRIPSI

Skripsi yang berjudul **“Improving The Student’ Grammar Ability Through Egra (Exposure, Generalization, Reinforcement, Applycation) Method Of The Second Year Students of SMP Moncoloe Makassar”** yang disusun oleh saudari **St. Rahmatiah**, Nim: **T. 0400104099**, Makassar Jurusan Pendidikan Bahasa Inggris pada Fakultas Tarbiyah dan Keguruan UIN Alauddin Makassar, telah diuji dan dipertahankan dalam sidang munaqasyah yang diselenggarakan pada hari **Sabtu** tanggal **18 Desember 2010 M**, bertepatan dengan tanggal **25 Dzulhijjah 1432 H**. dan dinyatakan telah dapat diterima sebagai salah satu syarat untuk mendapat Gelar Sarjana Pendidikan Islam (S.Pd.I) pada Fakultas Tarbiyah dan Keguruan Jurusan Pendidikan Bahasa Inggris, dengan beberapa perbaikan.

Makassar, 17 Januari 2011 M
14 Rabiul Awal 1431 H

DEWAN PENGUJI **(SK. Dekan No.428 Tahun 2010)**

Ketua : Drs. Hading, M.Ag. ()
Sekretaris : Rappe, S.Ag, M.Pd.I. ()
Munaqisy I : Dra. Djuwariah Ahmad, M.Pd, M. TESTOL ()
Munaqisy II : Dra. Kamsinah, M. Pd.I ()
Pembimbing I : Prof. Hamdan, M. A., P.hd ()
Pembimbing II: Drs. H. Wahyuddin Naro, M.Hum. ()

Disahkan Oleh:
Dekan Fakultas Tarbiyah dan Keguruan
UIN Alauddin Makassar

Dr. H. Salehuddin Yasin, M.Ag.
NIP.19541212198503 1 001

ACKNOWLEDGEMENT

Alhamdulillahirabbil ‘alamin

Firstly, the writer expresses her gratitude to the Almighty God, Allah SWT, who has been giving her His mercies and blessings, so she can complete writing his thesis well. Peace and salutation to the great prophet Muhammad (peace be upon him) who has changed the cultures of the human to be better in order to be able to enjoy God’s paradise.

The writer realizes that in carrying out and writing this thesis, many people have given their valuable suggestions, guidance, assistance, advices, and sacrifices for the completion of writing this thesis. Therefore, the writer would like to express her deepest sincerely appreciation to :

1. The writer’s parents “Drs. H. Nehru Landa” and “Dra. Hj Syamsuduha” who always pray, educate, encourage, and provide material and nonmaterial support, so that the writer could finish writing her thesis. Besides, the writer also thanks to the writer’s brother and sister who have given a nice brotherhood so it keeps the writer’s sprit, also to all her love families.
2. Prof. Drs. H. Azhar Arsyad, M.A. as the Rector of Alauddin State Islamic University Makassar and all staffs of Alauddin State Islamic University Makassar.
3. Prof. Dr. Moh. Natsir Mahmud, M.A. as the Dean of Tarbiyah and Teaching faculty and all lectures and staff of English Departement whose name could not

be mentioned one by one for their guidance and service in writer;s academic process.

4. Dra. Djuwairiah Ahmad M.Pd, M. TESOL as the Head of English Education Department; and Dra. Kamsinah as the secretary, for their attentions during the years of writer’s study in the campus and guidance to write this thesis.
5. Prof. Hamdan, M.A., Ph.D. and Drs. H. Wahyuddin Naro, M. Hum, as the first and the second consultant, who have spent much time in encouraging, advising, and guiding her to complete writing this thesis.
6. All her best friends thanks for supporting the writer and for your lovely friendship.
7. Finally, for the names who have not been mentioned above, May Allah SWT be with us, Amin....



Makassar, 16 December 2010

The writer,

St. Nurrahmatiah
NIM. 0400104099

TABLE OF CONTENTS

TITLE PAGE	i
PERNYATAAN KEASLIAN SKIRPSI	ii
PERSETUJUAN PEMBIMBING	iii
HALAMAN PENGESAHAN	iv
ACKNOWLEDGMENT	v
TABLE OF CONTENTS	vii
LIST OF TABLES	ix
ABSTRACT	x
CHAPTER I INTRODUCTION	
A. Background	1
B. Problem Statements	7
C. The Scope of the Research	7
D. Objective of the Research	8
E. The Significance of the Research	8
F. Definition of Terms	8
CHAPTER II REVIEW OF RELATED LITERATURE	
A. Previous related Research Findings	12
B. Some Pertinent Ideas	17
1. Method and Technique	17
2. Grammar	20
3. Universal Grammar Theory	22
C. Theoretical Framework	29
D. Hypothesis	31
CHAPTER III METHOD OF THE RESEARCH	
A. Research Design and Variables	35
1. Research Design	35
2. Variables	35
B. Population and Sample	36
1. Population	36
2. Sample	36
C. Instrument of the Research	36
D. Procedure of Collecting Data	37
E. Technique of data Analysis	38

CHAPTER IV	FINDINGS AND DISCUSSION	
	B. Findings	40
	1. The Description of the Data	40
	2. Hypothesis Testing	42
	C. Discussion	43
CHAPTER V	CONCLUSIONS AND SUGGESTIONS	
	A. Conclusions	44
	B. Suggestions	44
BIBLIOGRAPHY		
APPENDICES		



LIST OF TABLES

Table 1	The Students' Score from the result of Pre-test and Post-test.....	40
Table 2	The Mean Score of the Students Pre-test and Post-test	41
Table 3	The t-test an t-table.....	42



ABSTRACT

Name : St Nurrahmatiah
Reg. Number : T 0400104099
Title : Improving the Students' Grammar Ability through EGRA (Exposure, Generalization, Reinforcement, Application) Method of the Second Year Students of SMP Moncoloe Makassar
Consultant I : Prof. Hamdan, M.A., Ph.D
Consultan II : Drs. H. Wahyuddin Naro, M.Hum

The objective of this research was Finding out whether or not the use of EGRA (Exposure, Generalization, Reinforcement, Application) method can improve the students' grammar ability at SMP Moncoloe Makassar.

This research employed test design. There were two variables, namely independent variable EGRA (Exposure, Generalization, Reinforcement, Application) and dependent variable grammar. The problem statement were:

“How is the grammar ability of the students before applying EGRA “exposure, generalization, reinforcement, application, and application method in SMP Moncoloe Makasar”.

To answer the problem statement, which is related to the objective of the research, the writer applied pre-experimental method which is one group pre-test and post-test design. The writer collected data by giving pre-test and post-test which are formulated in multiple choice items. The data collected trough pre-test and post-test were firstly tabulated and the analyzed in percentage. The sample of the research was the second year students of SMP Moncoloe Makassar. They consisted of 40 students. The writer used total sampling technique in this research. In means that the sample in that class was all taken.

The instrument of this research was a test used in pre-test and post-test. The result of the data indicated that, there was difference between students' pre-test and pos-test. The mean score of pos-test (5.64) was greater than the mean score of pre-test (3.28). from t-observed, the researcher found that, the value of t-observed (9.37) was greater than t-table (2.021) at the level of significance 0.05 degree of freedom (df) = 39.

Based on the finding and discussion of the research, the researcher concluded that, the use of EGRA (exposure, generalization, reinforcement, application) method had good improvement the students' grammar ability of SMP Moncoloe Makassar.

CHAPTER I

INTRODUCTION

A. Background

Learning a language means learning to use that language to communicate both in oral form (listening and speaking) and written form (reading and writing). Learning a language particularly learning English, involves four basic skills: listening skill, speaking skill, reading skill, and writing skill. They are called language skills. Beside the language skills, English has some aspects which can be taught to the students. Those aspects are vocabulary, pronunciation, and grammar. They are called language aspects. In order to learn English well, both the language skills and language aspects are interrelated each other.

In learning English, language skills and language aspects cannot be separated. Language aspects can complete the language skills. To learn English the students should be able to use appropriate basic structural patterns and master grammar and vocabulary. Grammar is an important aspect for forming words and building English sentences. Grammar is a model (systemic description) of those linguistic abilities of native speakers of a language which enable them to speak. Explanation, grammar is the most important aspect to communicate with other people, because grammar can show our meaning in communication so that other people can understand our message. Grammar includes phonological (sound), morphology (word composition), and syntax (sentence composition). Because grammar is important in communication, the students should master it.

In fact, learning grammar is not easy for students. Most of the students find difficulties in learning grammar. Grammar is central to the teaching and learning of language that also becomes one of the more difficult aspects of language to teach as well as to learn well (<http://www.ncllc.org/>).

The students are usually confused of rules and the use of tenses. The students sometimes get bored with the teaching-learning process that is employed by the teacher in teaching grammar. Beside that, the students fear of the grammar, so they neglect grammar. As a result, a lot students have low scores on English caused by the failure in mastering grammar. The previous problems are faced by the students in SMP Moncoloe Makassar.

The students who have low score in English test are mostly coming from the eighth student. It is usually faced by the eighth students because in the seventh year they found difficulties in understanding grammar particularly tenses. Moreover, the teacher uses Genre-Based Approach in teaching English.

In genre-Based Approach, the teacher uses some texts like descriptive text, narrative text, recount text, and procedure text. In eighth year students of Junior high school, the student in taught by the teacher about descriptive text, and recount text, the students should master grammar particularly tense.

The tense that is used in descriptive text is simple present tense. Then, the tense that is used in narrative and recount text is simple past tense. In order to make the students more understand the different time in tenses, beside teach simple present tense, and simple past tense, the writer also teach future tense. But, they didn't know the use of tense.

Those problems are found by the writer observed the students of SMP Moncoloe Makassar. Her finding shows that most of the students complain that they do not understand its rule although they understand the meaning. For examples, "He gets a letter" and "He got a letter". Actually they understand the meaning of those sentences, but they do not understand why those sentences use different verb. The sentence "He gets a letter" shows that he receives the letter at present. While the sentence "He got a letter" shows that he received the letter in the past. It shows that they usually cannot use the certain rules of tenses to the certain situation. From the examples, the students conclude that learning English is a confusing activity as it is different from Indonesia.

The students also said that their ability in mastering grammar is low because they get bored when learning English. The teaching method that was applied by the teacher was not interesting. In teaching grammar, the teacher shows the rules directly. So, the students don't understand the use in the sentence.

Base on the 1994 curriculum of English teaching (GBPP Pendidikan Bahasa Inggris, 1994:1), English teaching is focused on English language skills namely reading, listening, speaking, and writing. However, the elements of language grammar, vocabulary, pronunciation and spelling are taught in order to support the improvement of the language skills. The four language skills are taught integrally but the emphasis is on the reading. One of the purposes of reading is for comprehension.

Some of the students think that learning English is very difficult because they do not understand how to build up a good sentence. They feel difficult to make a sentence in English because of the grammar especially tenses. Because they should memorize the form when they are using English and they should think the time when the event is happened. In this case, they feel unconfident and psychological tension before studying because many teachers teach their students in traditional way, such as write the form in the whiteboard and force the students to memorize it and the students feel so difficult to do that and it makes them so lazy to study English. They lack of motivation and stop studying.

Oral communication through language is carried out through two human abilities namely speaking and listening. In speaking, people put ideas into words talking about perceptions, feelings, and intention they want other people to grasp, in listening, they turn words into ideas, trying to reconstruct the perceptions, feelings, and intention they were to grasp. Philosophers, orators, and linguists said that both of these activities can go on well because of the study of language, its grammar and function. Brown (1994:348) says that without that

grammar that organizational constraints impose on our communicative attempts, or language would simply be chaos. These statements indicate that in learning English, the elements of language play an important role in improving the four language skills.

Nowadays, some techniques of teaching English grammar are applied. One of them is EGRA (Exposure, Generalization, Reinforcement, and Application). In using this technique, the teacher gives the students opportunity to find out the form and function of the sentences by themselves. Brown (1994:348) says that it builds more intrinsic motivation by allowing the students to discover the rules rather than being told to them.

Every stage of EGRA has a particular objective. The objective of exposure is to subconsciously expose learners to a particular grammar item in use; the objective of generalization is that learners better remember conclusions about form and function (ss) they make themselves; the objective of reinforcement is to help learner to check or revise their generalization; and the objective of application is to use or apply a grammar item learner in the previous stage to communicate information or message.

In understanding English, the students should know the form of using English, how to write good sentences and how to communicate in a good way and good grammar. There are some skills in learning English, such as grammar, speaking, writing and listening. And the core of sentence is grammar because it can help the students to understand how to build up the sentence and to communicate especially tenses. Knowing tenses is the way to know the function of verbs and to differentiate when the event is happened. By seeing this condition the researcher takes the EGRA (exposure, generalization, reinforcement and application) method in teaching certain tenses (present tense, past tense and future tense). Because it uses a variety of multimedia in teaching tenses, so the students will be easier to understand the tenses without psychological tension and they will enjoy in studying because there is no forcing in studying, they feel

free to study and feel confidence. They will be good working as individual and team work, because they will be make a group discussion.

According to Marpudin, (2008) learning grammar is need for understanding Genre (certain grammar such as tenses). Learning grammar must make the students be more active, creative, effective, and fun. So, based on this statement, the researcher takes EGRA method (exposure, generalization, reinforcement, application) to cover all the students' needed in understanding grammar as well.

Based on the problems above, the writer decides to conduct an action research to overcome the problems of the students in learning English, particularly in learning grammar. The writer want to employ EGRA method in teaching grammar. EGRA method is the material that is not specially prepared for educational purposes, so EGRA is not designed for instructional use. Thus, the students feel fun in learning grammar using EGRA method. Through EGRA method can motivate the students in learning grammar, and can help the students understand the usage and the use of each tense. Besides that, the students can learn grammar with fun because the teacher uses interesting media and method.

Based on the explanation above, the writer wants conduct a research about the effort to improve grammar ability using EGRA method with entitled.

“IMPROVING THE STUDENTS’ GRAMMAR ABILITY THROUGH EGRA (EXPOSURE, GENERALIZATION, REINFORCEMENT AND APPLICATION) METHOD OF THE SECOND YEAR STUDENTS OF SMP MONCOLOE MAKASSAR.

B. Problem Statement

1. How is the grammar ability of the students before applying the EGRA “exposure, generalization, reinforcement and application method in Moncoloe Makassar.

2. How is the grammar ability of the students after applying the EGRA “exposure, generalization, reinforcement, and application method in SMP Moncoloe Makassar.

C. Scope of the Research

The scope of the research is limited in improving the students’ grammar ability (certain tenses) at SMP Moncoloe Makassar.

D. Objective of the Research

Relating to the problem statements above the objectives of the research is to find out:

The significant differences of the improvement tenses ability of the students before and after applying the EGRA method (exposure, generalization, reinforcement and application) at the third SMP Moncoloe Makassar.

E. Significance of the Research

To make the students understand what the present tense, past tense and future tense by using EGRA method (exposure, generalization, reinforcement and application).

F. Definition of Terms

This section the writer will formulate about the definition of the title such as: Genre and Tenses.

1. Genre (exposure, generalization, reinforcement, and application) according to Marpudin (2008:1).
 - a. Exposure is the teacher giving leading question to the students about the lesson that will be taught such as (picture show, brain storming, and giving key word).
 - b. Generalization are such as:
 - Teacher asks to the students to make a group at least 4-5 students for each group.

- Teacher gives a task such as text, question, quiz that the point must be guiding the students to find the function, and the form to build up the sentence that has been taught.
 - Teacher asks the students to discuss about the answer in the group.
 - The teacher writes down the answer in the white board.
 - The teacher gives praise (appreciation) what the students have done.
 - The teacher gives example how to pronounce the answer in the white board.
- c. Reinforcement
- The teacher explains back some students' answers in the white board.
 - The teacher gives explanation as reinforcement about the function and the structural form that has been thought.
 - The teacher gives example as a model.
 - The gives drill continuously about the pronunciation.
 - The teacher gives reinforcement back by giving task and question to the students.
 - The teacher ask the students to the task with their couple.
 - The teacher discusses about the answer with their couple.
 - The students discuss the answer classically with their teacher.
 - Application is the students do the task individually, the teacher gives task card to the students about situation and cases, the students are asked to make some their own answer to respond the situation and cases that it has been given and the teacher gives homework for explaining in the next meeting.

2. Tenses

Tense: We explain that the tense is not necessarily the same in English and other languages. For example, in English, we have simple

present tense, as in : *I am going* and *I go*. To form the simple tense, we use a *to be* verb like *am* and main verb like *go* with *ing*. **Direct and indirect objects**: We usually emphasize on those aspects of grammar where the two language are different. We also emphasize on the aspects, which are important in the word order. For example, being familiar with the difference of word order. For example, being familiar with the difference of word order for objects first: There are two types of objects: Direct and indirect objects.

The direct object is the one, which is directly related to the verb. For example: *I saw John*. *John* is the direct object because the action of seeing takes place on him. On the other hand, an indirect object is not directly related to the verb and if we delete it from the sentence, the sentence is still meaningful. For example: *Jhon went to the school*. Here the school is the indirect object and if we deleted it, the sentence is still right: *Jhon went* . A sentences can have just one direct but one or more indirect objects.

- According to wilkipedia grammatical linguistic quality expressing the time at, during, or over which a state or action denoted by a verb occurs.
- According to Esplogram.com tenses-English has a relatively large number of tenses with some quite subtle difference in their usage. Most learners of English find this difficult to master.
- According to esplogram.com tenses in phonology. Tenses is a particular vowel quality that is phonemically contrastive in many languages.

CHAPTER II

REVIEW OF RELATED LITERATURE

This chapter deals with the description of review of related literature, theoretical framework, and hypotheses.

A. Previous Related Research Findings

1. Application of Comparative Grammar in Second Language Teaching

Teaching formal grammar in language curriculum has always had its own ups and downs depending on different theories and viewpoints. For example, during the 1960s, teaching grammar was not encouraged and most people disfavored teaching it.

Back then, it was argued that teaching explicit grammar was not an efficient means to develop practical communication skills. This dislike of grammar continued during the 1970s and 1980s and most methods were against teaching grammar. In these years, teaching syllabuses mostly involved rote learning of the dialogues, and the power of grammar as the central part of the curriculum was ignored. This ignorance of grammar was mainly a result of introduction of the “communicative approach”.

Although considering grammar as a main component in teaching foreign languages was underemphasized in those decades, it has always been regarded as an important part of teaching English as a second language all around the world. Thus, the debate of inclusion or exclusion of grammar usually did not involve teaching English as a second language. However, this debate was revived again in the 1990s, when more and more people became interested in teaching grammar. A lot of discussion for and against teaching grammar took place in the field of applied linguistics.

In general, there have been a lot of methods which have been tried in teaching grammar. Some of these methods favor explicit teaching of grammar and some others argue against it, and support introduction of the

grammatical items, instead. It is certain that grammar teaching, as Mitchell (200) said, should be practical and included within the activities and tasks and not in isolation and abstraction. Because of this, we use the “comparative grammar” method in teaching a second language, which will be discussed in this paper. However, before explaining this method we will give some general reasons to support teaching grammar and its importance in teaching second language.

2. *Is Grammar Needed?*

What do we mean by teaching grammar? Is it just introducing grammatical concepts and categories in isolation? Is it just introducing the rules which govern the language? As we know, there have been several definitions of grammar, each serving a specific practical purpose, and they are so different from each other. For example, generally, it has been argued that there are two different types of grammars: prescriptive grammar, which is also called traditional grammar. These grammars assume that the written style of a language is the most accurate style and the speakers are to follow it in communication and thus, they prescribe rules for the language.

The second type is descriptive grammar in which it is assumed that the daily spoken style of a language is the most accurate one and the role of grammar is to discover the rules governing the daily communication. Thus, in this view, grammar is not a prescription for the language but it is derived from the real life situations and thus it is used in teaching a second language to the non native speakers.

3. *Defending Grammar*

The art teaching a second language is being able to give students an insight on how the language works in general. This is the practical grammar which should be introduced in the curriculum. It is not teaching just some abstract and strange concepts and names to the students but teaching the rules governing the structure of the language within the context. That is why

teaching grammar is so important. Imagine the case of a student, who has no experience in learning a second language. He would probably think that every language structure is the same as his own language and it would take a long time for him to see the difference in the structure of the two languages. However, when we talk about different structure within languages, this gives the student an insight about the second language. The need for this insight is evident when we compare the progress of monolingual and bilingual students in the same class.

Based on my experience with the language courses which are held in the ADF School of Languages, those students who have learned another language before, or are bilingual, progress faster and easier than monolingual students. As mentioned earlier, grammar is a collection of rules governing the language. Thus, to teach the target language in an efficient and time effective way, it is better to introduce the rules and ask students to work on the language materials, getting help from these rules, rather than leaving them by themselves to discover the rules one by one, that is, leaving them to discover some rules, which already have been discovered.

Therefore, as the popular proverb implies, if we teach the language material without introducing the rules, “we are just diving a fish” to students, but if we teach the rules, “we are teaching them how to fish”! if we teach a sentence to students, they would know just one sentence in the target language. On the other hand, if we teach them how to make sentences in that language, they will be able to make an infinite number of sentences.

Using grammatical rules in teaching a language is just like teaching how to drive by a driving instructor, or teaching how to play music instruments by a music instructor, or teaching how to dance by a dance instructor. If these people do not introduce the rules, and leave their students by their own to go and discover the rules behind driving, playing music, dancing, and so on, it would take a lot of time and effort, even though they

may eventually succeed in teaching the skill. So, contrary to the arguments that: grammar instruction is good for short term learning but not for long term ones (Harley, 1989; Day and Shapon, 1991), teaching grammatical rules helps students to retain the language in along term period by reconstructing the structure. On the other hand, by teaching language via rote learning methods, we just prepare them for a short period to communicate in the language, and after a while they will lose the ability to recall the sentences and the structure.

It is obvious that learning a second language as an adult is completely different from learning it as a child. As most linguists and psycholinguists agree, in early childhood, children have a predisposition, which enables them to master the language quickly and efficiently. That is way they can learn several languages if they are exposed to, and the only help they need is to be exposed to the language environment. However, this is not the case with adults, because this capability and predisposition goes away as the child grows up to adulthood. Thus, to learn a language as an adult, instead, we should use the grammatical rules for the language, and it is not enough just to be exposed to the language environment.

The difference between the teacher of the target language and native speaker of that language is that: the teacher knows how is works and thus is able to teach these rules to students in a specific period. Otherwise, without introducing the rules, a teacher would not have any advantage over any native speaker in that language.

Nasri Mbontengu (1997), in research on the effectiveness of using EGRA technique in teaching English grammar for the second year students of SMP Moncoloe Makassar, found that EGRA technique is more effective than the conventional one in teaching English grammar. It is suitable to be used for teaching new and difficult grammar item. Moreover, the students can understand the material easily and remember the material well. It can also make the students more active in learning.

Based on the research of the second year students of SMP Moncoloe Makassar the writer had found a good result in process learning grammar when used EGRA (exposure, generalization, reinforcement, application) method, it can be concluded that using EGRA method is a kind of technique which is good for teaching grammar especially.

Harus Pranata (1999), in his research on the effect of EGRA technique in teaching English grammar, found that EGRA technique can facilitate and motivate the students in learning English grammar, especially tenses.

B. Some Pertinent Ideas

1. Method and Technique

a. Method

The emphasis of this method is on a comparing the structures of English and the target language. In this method, first the grammar of English is introduced. Most of the students do not have an idea about grammatical categories in English, although they are native speakers of the language. For example, they do not know what ‘subject’, ‘object’ or ‘verb’ means.

Therefore, first we introduce these categories in English together with examples and exercises to help them recognize each category within the sentence. It usually takes one week for them to be familiar with the basic grammatical concepts in English. After familiarizing the students with the basics of English grammar, we introduce the grammar of the target language, and compare each category with the English one, together with the relevant examples.

Since second language learners have no conceptualization of the target language rules in their mind, they usually apply the rules of the first language for the target language, and it takes a long time to solve this problem. However, by introducing the rules in the first language, and

comparing the structures of the two languages, the learners will see the differences and similarities between these two, and thus will be able to understand how the target language works. Otherwise, they learn it in a subjective and abstract way like a parrot.

Method is an overall plan for the orderly presentation of language material, no part which contradicts, and all which is based upon the selected approach. An approach is axiomatic, a method is procedural. Within an approach, there can be many methods.

b. Technique

A technique is implementational that which actually takes place in a classroom. It is particular trick, stratagem, or contrivance used to accomplish an immediate objective. Technique must be consistent with a method, and therefore in harmony with an approach as well. The same idea is also states by Richards (1986:15).

Other definition of technique can be found in Oxford Advanced Learner's Dictionary of Current English which states that technique is method of doing something expertly. Further, Brown (1994:348) says the technique is any wide variety of exercises, activities, or devices used in the language classroom for realizing the lesson objectives.

In learning and teaching process, the teacher must be master some teaching technique. A variety of teaching technique will at least partially ensure that a maximum of the students will be reached (Brown 1994:384). The technique also determines whether or not the process of transferring knowledge is effective and efficient. The techniques which will be used must suitable with the material to be taught in order to get good result.

This research the writer will use EGRA method to improve grammar ability of the students. 'E' stands for Exposure, 'G' stands for Generalization, 'R' for stands Reinforcement, and 'A' for Application. The following is the brief explanation of each stage of EGRA method.

The statements above, it is clear that language that has been taught must be applied in this situation. This step also mirrors about the importance of the application in learning and teaching process, especially in teaching English grammar.

2. Grammar

Grammar plays a very important role in English sentence. In English, each sentence always contains a tense. But what is a grammar? According to Ba'dulu (1997:7) Grammar is a structure of language form or a verb phrase used to express a time relationship. Cook and Sutter (1980:47) says that tense refers to the form that verb take in order to communicate information. Usually, this information related to time. Thus, a grammar is structure if language a form verb expresses time.

Structural grammars, associated with linguists such, offered a fairly rigorous method for describing the structure of a language in terms of both its morphology and its syntax. In these grammars each word in a given sentence is categorized according to how it is used, and the 'patterns' or 'structures' are said to constitute a unique systems form that language. Figure 1.1 show how a structural grammar might analyze statements and yes/no questions in English.

Statements *Subject _ Verb _ Direct object _ Prepositional phrase*
 Steve _reads _ novels _ during the summer. **Yes/No questions** *Auxiliary _ Subject _ Verb _ Direct object _ Prepositional phrase* Does _ Steve _ read _ novels _ during the summer? Figure 1.1 Structural analysis of statement and yes/no questions in English Unlike traditional grammars, structural grammars are not based on a set prescriptive rules. Tarher, they seek to describe the language as it appears with a strict focus on grammatical form. Although descriptive linguistics has provided numerous insight into the structure of languages, it downplayed the semantic aspects of grammar, and provided little information on how linguistic form are used in context. Nonetheless, many L2

(second language) educators continue to consider this theory a valuable resource for use in syllabus design, grammar teaching and assessment.

Probably the best-known syntactocentric theory is Chomsky's (1965) transformational generative grammar and its later, broader instantiation, universal grammar. Unlike the traditional or structural grammars that aim to describe one particular language, transformational generative grammar endeavored to provide a 'universal' description of language behavior revealing the internal linguistic system for which all humans are predisposed. Transformational-generative grammar claims that the underlying properties of any individual language system can be uncovered by means of a detailed, sentence-level analysis.

In this regard, Chomsky proposed a set of phrase-structure rules that describe the underlying structures of all language. These phrase structure rules join with lexical to offer a semantic representation to the rules. Following this, a series of 'transformation' rules are applied to the basic structure to add, delete, move or substitute the underlying constituents in the sentence. Morphological rules are then applied, followed by phonological or orthographic rules.

According to Chomsky's (1981) theory of universal grammar, knowledge of a language consists of not only knowledge of the universal principles shared by all language, but also knowledge of language-specific rules, or parameters of grammatical variation observed between language or different varieties of the same language. These parameter are triggered by exposure to the target language. More recently, Chomsky (1995) had argued that 'grammars should be described in terms of the minimal set of theoretical and descriptive apparatus necessary' to describe a descriptively adequate depiction of linguistic phenomena. This minimalist program of linguistic theory stems from a desire to minimize the acquisitional burden for children learning a language in a relatively brief period of time.

3. Universal Grammar Theory

a. *Principles and parameters*

According to Chomsky (1981b:7), universal grammar “is taken to be a characterization of the child’s pre-linguistic initial state”. It consist of “a system of principles with parameters to be fixed, along with a periphery of marked exceptions” (Chomsky, 1986a: 150-151).

The “core grammar” entails a set of universal principles, which apply in all languages, and a set of parameters which may vary from language to language. By contrast, the “peripheral grammar” is made up of quirks and irregularities of language. The theory of UG must observe two condition : “on the one hand, it must be compatible with the diversity of existing (indeed possible) grammars. At the same time, universal grammar must be sufficiently constrained and restrictive in the options it permits so as to account for the fact that each of these grammars develops in the mind on the basis of quite limited evidence ... {i.e.the logical problem}.

What we expect to find, then, is a highly structured theory of UG based on a number of fundamental principles that sharply restrict the class of attainable grammars and narrowly constrain their form, but with parameters that have to be fixed by experience”.

On the role of parameters in syntactic theory Wexler and Manzini (1987) remark: “parameters have been introduced into linguistic theory as a solution to the fundamental problem linguistics: the tension between the existing variety of natural language and the necessity of explaining how children can actually learn the grammars of their particular languages”.

The parameters being part of a ‘higher’ principle, the set of principles is not increased by their presence (modularity of the model). In this sense, parameters permit the description and explanation of linguistic phenomena, which otherwise would have to be explained by a number of

redundant rules; furthermore, the introduction of parameters accounts and limits the range of linguistic variation across languages.

b. *Sub theories of grammar.*

The explanation of linguistic phenomena is not the outcome of one single principle but rather the result of the interaction of several principles and parameters. A recent development in syntactic theory which underlies universal grammar is ‘Government-Binding’ (henceforth GB) originates from two primary aspects of the overall theory: “bounding theory poses locality conditions on certain processes and related items.

The central notion of government theory is the relation between the head of a construction and categories dependent on it. Theory is concerned with the assignment of thematic roles such as agent-of-action, etc. [...] Binding theory is concerned with relations of anaphors, pronoun, names and variables to possible antecedents. Case theory deals with assignment of abstract Case and its morphological realization.

Control theory determines the potential for reference of the abstract pronominal element PRO” (Chomsky, 1981b:6). Each ‘module’ of the theory is a subcomponent of the general theory: the theory of government deals with the assignment of cases together with the case theory, or it accounts for the referential possibilities in the sentence together with the binding theory; bounding theory limits the distance that an item may move. The range of variation across language is defined by parameters which can be fixed either to the negative or the positive value of each single language.

Universal grammar theory is closely linked to the learn ability issue. In order to have an idea of what universal grammar may consist of and the relevance for language acquisition, some of its meaningful principles and parameters formulated by linguists will be mentioned.

c. Structure-Dependence.

Chomsky (1975:30-31) illustrates the functioning of structure dependence in the adult language with the following example: the man is tall-is the man tall?, the book is on the table-is the book on the table? The interrogative form of declaratives is obtained by moving the first verbal element to front position. Apparently, this type of movement relies on the linear order of words. However, linear order is not sufficient to describe appropriately the of operation involved, as in the following example (Chomsky, ib): the man who is tall is in the room-* is the man who tall is in the room?, the movement of the first verbal element to front position yields a wildly ungrammatical sentence.

The right result, in this case, is obtained by moving into first position the second verb of the sentence. Crucially, Chomsky's definition of structure-dependence predicts that this type of linear movement (i.e. based on the sequence of items) is not allowed since it would move a single element rather than a category, building the appropriate construction of the yes/no question in English requires the innate knowledge by native speakers of syntactic category: in this case, only the auxiliary element that follows a subject noun phrase can move to front position.

The validity of the principle also applies to language acquisition. Early hypothesis about possible grammatical components are "defined on sentences of words analyzed into abstract phrases" (Chomsky, 1975:32). During the course of language acquisition, children do not produce sentences violating the principle of structure-dependence (see Lightfoot, 1991:4).

Finally, Chomsky's linguistic program has evolved considerably over the years. The details of this system are complex, and beyond the purview of this book. For our purposes, I will refer to this work simply as

universal grammar. Although universal grammar has deepened our understanding of syntax, it has been criticized for failing to account for meaning or language use in social contexts (Hymes, 1971; Halliday, 1994).

In other words, universal grammar focus on syntax downplayed to some extent the role of semantics, or the study of the conventional meanings of words, phrases and sentences, and excluded pragmatics, or meanings derived from context-specific use.

There is some form a grammar, but the writer just takes two of them as the example by using EGRA method to improve the grammar of the tense are the simple present tense and the simple past tense.

Adjectival phrase: We explain to the students that: In English the adjective usually precedes the noun as in: *good boy*.

Possessive phrase: In English, there are two different markers for possession. If the possessor noun is animate, we use 's between the possessed noun and the possessor noun as in: *John's book*, where the possessor comes first. If the possessor is inanimate, we use *of*, where the possessed noun comes first as in : *the leg of the table*.

Verbs: To introduce verbs in the target language, first we give a simple definition of 'verb' and then provide some examples of English verbs. To make it simple, we just give examples in present continuous tense, like : *I go*. Then, we explain the difference: In English, we bring the subject and then verb, as in : *I go, you go, he goes*, and so on. They only change for the verb is in the third person singular (he, she, t), which takes *(e)s* suffix. However, in some languages, the verb takes a different suffix for each person. Then, we ask the students to learn and memorize these six different suffixes. Once they learn these suffixes, they can make any sentence using different verbs.

Copular sentences: Again, first we explain the verb *to be* in English and tell them how a copular sentence is formed: In English, there are some sentences, which are different from ordinary sentences. The verb in these sentences is a *to be* verb like *am, is, are, was, were*. In these sentences, instead of objects we have predicates. See these examples:

I go home = Subject Verb Object.

I am hungry = Subject verb predicate.

a. The simple present tense

1) Form

The simple present tense is formed by using the simple form of the verb. When a third person singular subject (he, she, it, the man, etc) is present, an-s ending is added to the simple form and the form of the verb is changed.

2) Meaning

The simple present tense has two principal uses. The first, it describes repetitive actions; the second, limited to the certain kind of verb, it describes states which exist right now.

3) Sentence pattern

- Positive : S+V1 (-s/ -es) + O+C
- Negative : S+do/does+not+V1+O+C
- Interrogative : do/does+S+V1+O+C

b. The simple past tense

1) Form

The simple past tense is formed by using the past form of the verb. For the regular verb, the past form is made by adding-ed to the simple form (exp. Want+ed = wanted). For the irregular verb, their past forms are more or less idiosyncratic (went, bought, sold, wrote).

2) Actions or states described by the simple past tense usually occurred or were completed in the past.

3) Sentence pattern

- Positive : S+V2+O+C
- Negative : S+did+not+V1+O+C
- Interrogative : did+S+V1+O+C

C. Theoretical Framework

Teaching technique is very important in teaching English. A teacher who masters a lot of particular teaching techniques can teach well. Brown (1994:21) said that a variety of techniques in teaching will at least partially ensure that a maximum of students will be reached. A good teaching technique can arouse the students interest in learning English language and also can facilitate the student to understand the material.

Our government, in this case the Department of National Education had trained the teachers of SMP Moncoloe Makassar through PKG project. In this training, the teacher were given some methods and technique related to English teaching. One of choose those techniques in the EGRA technique. It is a kind of technique that can be used in teaching English grammar. It leads the students to concrete experiences to discover language principles. The technique is more task oriented, that is discovering the form, meaning, and function of a grammar item.

The EGRA method has four competent they are exposure, generalization, reinforcement, and application.

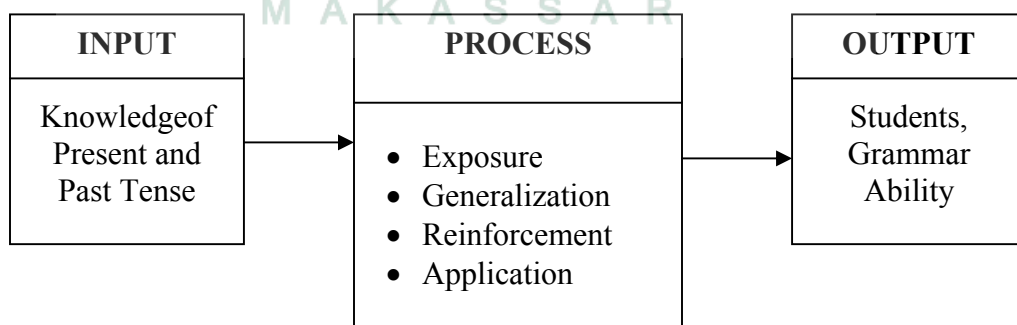
During the exposure stage the students are given listening or reading text in which they are introduced to the new grammatical pattern. In this case, the text should be what the language means and how it used, the text should also be interesting for the students. Eyring and Brown (1994:224) said that: What experiential learning highlights for us giving students concrete experiences though which they discover the language principles by trial and error, by processing feedback, by building hypothesis about language and revising this assumption to become fluent.

During the generalization stage, the students have to find out the form and the meaning of the new language and how it is used. By giving the students some certain question or instruction we hope that they can make conclusion about the form, meaning, and the use of the new language. Brown (1994:351) states that it builds more intrinsic motivation by allowing the students discover rules rather than being told to them.

During the reinforcement stage the students do exercises related to the new grammatical pattern that they have got. Have the teacher tries to see if the students can produce the new language or not. If the students can not produce the new language, or they can but with little mistakes, we may move to the stage of generalization to clear up those problems.

During the application the students try to use what they have just learned to make sentence of their own, rather than sentence which the teacher or book has introduced as models. It is at this stage that both teacher and students can see if the students have really understood the meaning, use, and form of the new language. If they are able to produce their own sentence it means that the presentation success.

The theoretical framework underlies this research is drawn the following diagram:



The three variables: input, process and output are briefly explained as follows:

1. Input refers to the knowledge the students have about present and past tense.
2. Process refers to the implementation of the presentation using the EGRA method.
3. Output refers to the students' grammar ability.

D. Hypothesis

(H1) : teaching English grammar by using EGRA method is more effective than the conventional one (H1)

(Ho) : teaching English grammar by using EGRA method is not more effective than the conventional one.

Now let's see how the writer operates the EGRA method in teaching English grammar.

TEACHER'S NOTE

Topic : The Simple Present Tense

Technique : EGRA

Task : Choose the verb in bracket complete the sentence.

1. Ani always.....English book at home (read, reads)
2. My father.....in the garden everyday (work, works)
3. We....to Barombong beach every Saturday night (go, goes)
4. I usually...tea twice a day (drink, drinks)

Procedures

Exposure:

T. Tells the ss that today we are going to study about the simple present tense.

T. Asks the ss to do task I in pairs.

T. Monitors the ss

Check the answer together.

Generalization :

T. Asks the se to write down their answer on the board.

T. Underlines the words which will be analyzed.

T. Guides ss to find the meaning form, and function of the sentence.

T. Asks ss do task II in pairs.

T. Monitors the ss and gives help if necessary.

Check the answer and write down on the blackboard.

Reinforcement:

- T. Explains the form and function again.
- T. Asks the ss to the task III individually.
- T. Monitors the ss and gives help if necessary.
- Check the answer with the class.

Application :

- T. Gives the ss task IV to do orally
- T. Gives the ss homework

TEACHER'S NOTE

Topic : the simple pas tense

Technique : EGRA

Task I : Choose

1. We...to school yesterday (go, went)
2. You... a letter two days ago (write, wrote)
3. I...a cake yesterday (eat, ate)
4. Ali.....football two days ago (played, plays)
5. My mother.....some rice just now (cook, coked).

Procedures

Exposure :

- T. Tells the ss that today we are going to study about the simple past tense.
- T. Asks the ss to do task I in pairs.
- T. Monitors the ss
- Check the answer together.

Generalization:

- T. Asks the ss write down their answers on the board.
- T. Underlines the words which will be analyzed.
- T. Guides the ss to find out the meaning form, and function of the sentence.

T. Asks the ss to do task II in pairs.

T. Monitors the ss and gives help if necessary.

Check the answers and write down on the blackboard.

Reinforcement:

T. Explains the form and function again.

T. Asks the ss to do task III individually.


T. Monitors the ss and gives help if necessary.

Check the answers with the class.

Application:

T. Gives the ss task IV to do orally.

T. Gives the ss homework.



CHAPTER III

METHOD OF THE RESEARCH

This chapter deals with research design and variables, operational definition of variables, population and sample, technique of collecting data, and technique of data analysis.

A. The Research Design and Variable

1. Research Design

The design of the research uses pre-experimental design in which do the pre-test, get treatment, and post-test. It aims to know whether EGRA method (exposure, generalization, reinforcement, application) can improve part of speech of student or not, this can be presented as follows:

$$\frac{E_{01} - X_{02}}{C_{01} - 02}$$

Where : E = experimental group

01 is pre-test

02 is post-test

X is treatment

2. Variables

There are two variables this research: independent variable EGRA Method, and dependent variable the student comprehension in grammar.

B. Population and Sample

1. Population.

The population of this research was all of the second year of SMP Moncoloe Makassar 2010-211 in academic year which consist of 5 classes. The total number of the population was approxiamately 220 students.

2. Sample

The sampling technique that used in this research was purposive sampling. The writer took one class from the target population. The total number of the sample was 40 students.

C. Instrument of the Research

The instrument used in this research was test that was given as pre-test and pos-test. The test consists of 30 items, which are formulated in multiple choice item with four alternatives. The pre-test was given before the treatment and post-test after treatment.

~ Test

The test consists of pre-test and post test. The pre-test. The pre-test will be administered before the treatment to get data on the students prior knowledge, while post test given after the last treatment to get data on the impact of EGRA method (exposure, generalization, reinforcement, application).

D. Procedure of Collecting Data

In collecting data, the researcher would use some procedures as follows:

a. Giving the pre-test.

Pre-test was given the students before they got treatment. It was intended to find out the basic knowledge of the students.

b. Giving the treatment.

The students were given treatment by using EGRA method. This treatment went on eight times meeting and each meeting spent 90 minutes. The following steps were undertaken:

1. The teacher gave listening and reading text and introduced the new grammatical patterns.
2. The students found out the form, meaning, and function of the new grammatical items.
3. The students did exercises related to the new grammatical items.
4. The students used the new grammatical pattern in their own sentences.

c. *Giving the post-test.*

After presenting certain topic of the structure by using EGRA method, the students were given post-test the result of the test was analyzed to prove whether the H1 or H0 is received.

d. *Distributions the pre-test to the sample.*

e. *Treatment by applying Multimodal, EGRA method (exposure, generalization, reinforcement, application).*

f. *Distribution the post-test to the sample*

g. *Comparing the result before and after applying EGRA method in the class*

E. Technique of Data Analysis

All the data finding through this research would be analyzed quantitatively by conducting the following steps:

1. *Scoring the students' answer.*

$$\text{Score} = \frac{\text{Students Coorrect Answer}}{\text{Number of item}} \times 100$$

2. *Tabulating the scores of the students' test result*

3. *Calculating the mean score of the students' test by using the formula:*

$$\bar{X} = \frac{\sum x}{N}$$

Where : \bar{X} Mean score

$\sum x$: Total of sum score

N : The total number of sample

(Sudjono, 2003:77).

4. *The mean score of the students would be classified into seven levels as follows:*

1. 9,6 – 10 is classified as excellent
2. 8,6 – 9,5 is classified as very good
3. 7,6 – 8,5 is classified as good
4. 6,6 – 8,5 is classified as fairly good

5. 3,6 – 5,5 is classified as fair
6. 3,6 – 5,5 is classified as poor
7. 0,0 – 3,5 is classified as very poor

(Depdikbud in Mardin, 2007)

5. *Calculating the rate percentage of the students' score by using the formula:*

$$\% = \frac{F}{N} \times 100\%$$

Where F = frequency

N = the number of sample

6. *Finding out the significant difference between the score of the pre-test and post-test by calculating the value of t-test by using the formula:*

$$t = \frac{\bar{D}}{\sqrt{\frac{\sum D^2 - \frac{(\sum D)^2}{N}}{N(N-1)}}$$

Where :

\bar{D} = the mean of the difference score

$\sum D$ = the sum of the difference score

N = the total number of subject

UNIVERSITAS ISLAM NEGERI
ALAUDDIN
 MAKASSAR
 (Gay, 1981)

CHAPTER IV

FINDINGS AND DISCUSSION

This chapter particularly presents the finding of the research and discussion. The finding of the research covers the description of the result of the data collected thorough the test. In the discussion, the writer described the interpretation of the findings.

A. Finding

1. The Description of the Data

The data were collected from the pre-test and post-test. The pre-test was given before the treatment and post-test after the treatment. Based on the scoring system, the frequency and the rate of percentage of the students' score is presented in below:

Table 1. The students' score from the result of the pre-test and post-test

No	Classifications	Pre-test		Post-test	
		Frequency (F)	Percentage (%)	Frequency (F)	Percentage (%)
	Excellent	0	0%	0	0%
	Very good	0	0%	1	2.50%
	Good	0	0%	1	2.50%
	Fairly good	0	10^	6	15.00%
	Fair	0	0%	13	32.50%
	Poor	0	10%	12	30%
	Very poor	0	80%	7	17.50%
	Total	40	100%	40%	100%

The table 1 above, the writer can see the students' score from the result of the pre-test and the post test. In the pre-test, there were 4 (10%) students got fairly good score, 4 (10%) students got poor score, and 32 (80%) students got very bad score. And in the pos-test, 1 (2.50%) students got very good score, 1 (2.50%) students got good score, 6 (15.00%) students got fairly good score, 13 (32.50%) students got fairly score, 12 (30%) students got poor score, 7 (17.50%) students got very bad score. Therefore, it can be concluded

that the students' scores in the post-test is higher than their scores in the pre-test. It means that their ability in grammar was improved.

After calculating the result of the students' pre-test and post-test, the means score were presented in the following table:

Table 2. The Mean Score of the Students Pre-test and Post-test

Type of Test	Mean Score
Pre – test	3.82
Post – test	5.64

The table above shows that, the mean score obtained by the students in pos-test (5.64) was the higher than the score obtained in the pre-test (3.82). it means that, the means score of the pre-test and the post-test obtained by the students was different.

In order to know whether or not the mean score statistically pointed out a significant difference, the statistical t-test applied. As t-test which have been calculated found out the t-observed score was 9.37 while the degree of freedom (df) was 39 consulted to the t-table shows that the value of t-table, either in significant level 5% (2.021) or in those 1% (2.704). this means that the t-observed was higher than t-table, either in level 5% or 1%.

The following table shows the result of the calculation.

Table 3. The t-test and t-table.

Variable	t-observed	t-table	
		5%	1%
$X_1 - X_2$	9.37	2.021	2.704

The table above shows that, the observed is higher than the t-table. It can be concluded that is a significant difference between the mean score of the students pre-test and post-test.

The data and the table above, it was calculated that there is a significant difference in using EGRA method to improve the students' ability

in grammar, and its effect is that EGRA Method can facilitate and simulate the students in learning English grammar, so that they can understand and master the grammar that was taught to them.

2. Hypothesis Testing

By comparing the result of the t-observed, that was 9.37, while the t-table with the degree of freedom (df) 39 was for 5% = 2.021 and 2.704 for 1%. It was concluded that the result of t-observed was higher than the t-table.

The following was the classification: $<9.37 > 2.704$ because the t-observed was higher than the t-table, it was concluded that the null hypothesis was rejected and it means that the alternative hypothesis was accepted.

B. Discussion

The treatment was given eight times by using EGRA Method and the result was the improvement of the students' ability in grammar. This fact can be seen through the mean score of pre-test and post-test, which are different. This difference was analyzed by using t-test statistical analysis. The result of t-observed (9.37) with degree of freedom (df) 39 consulted to the t-table, either in significant level 5% (2.021) or in those 1% (2.704) and its conclusion is that the result of the post-test was higher than the t-table. This result pointed out that the means score of pre-test and post-test was significantly different.

Based on the findings of the experimental result, it can be concluded that using EGRA Method is a kind of technique which is good for teaching grammar especially.

CHAPTER V

CONCLUSION AND SUGGESTION

This chapter presents the conclusion based on the result of data analysis and suggestion.

A. Conclusion

One of the language elements that must be taught to SLTP or SMU students is grammar. In teaching grammar, it does not stand-alone but it should be integrated to one of the language skills. EGRA method is a method which is suitable to be used in teaching English grammar, especially in teaching tenses.

The result of data analysis showed that this method can facilitate and motivate the students in learning English grammar so that they would be able to understand and master the grammar that was taught to them. EGRA method also makes the students more active in learning because every step of this method demands the students to be active, so that learning and teaching process is more effective and efficient.

B. Suggestion

Based on the conclusion, the writer formulates as follows:

1. English grammar for the second class students of SMP.
2. The teachers of English are suggested to use EGRA method as one of the methods in teaching English grammar.
3. In order to make EGRA method more effective in teaching English grammar, the teacher must master every stage of EGRA method and the way to apply it well.
4. The teacher who still uses the conventional technique in teaching English grammar must change it with the new ones like TPA, PGR, and EGRA in order to make the learning and teaching process more effective and efficient.

5. Other researchers are recommended to do deep research on the use of EGRA method in teaching English related to the one of language skills.

Although this thesis sill has a lot of weakness, the writer really hopes that this thesis can give valuable contribution to the teachers of English as well as other.



BIBLIOGRAPHY

- Alexander, L-G. 1980. *Practice and Progress*. London: Longman group, L.td.
- Ba'dulu, Abdul Muis. 1997. *Basic Sentence Pattern of English*. Ujung Padnang. Penerbit IKIP Ujung Pandang.
- Brown, H.D. 1994. *Principles of Language Learning and Teaching (4th ed)*. Hite Plains, NY: Longman.
- Cook, Stanley J. and Suter, Ricard W. 1980. *The Scope of Grammar: A Study of Modern English Grammar*. New York: Mc. Graw-Hill Publishing, Co.
- Chomsky. 1981. *Universal Grammar and Syntax*. London: Cambridge Winthrop Publisher, Inc.
- Depdikbud, 2007, *Petunjuk Pelaksanaan Belajar Mengajar dan Petunjuk System Pendidikan*. Jakarta Depdikbud.
- Gay, L.R. 1981. *Educational Research: Competencies for Analysis and Application*. Columbus: Bell and Hall, Co.
- Grasha. 1978. *Practical Application of Psychology*. London: Cambridge Winthrop Publisher, Inc.
- Hammer Jeremy. 1991. *The of English Language Teaching*. New York: Long Mkan Group UK, L.Td
- Kenneth, C. 1976. *Developing Second Language Skill*. New York: Houghton Miffhim, comp.
- Mangallo, Yosep Ripi. 1998. *The Effect of PGR Technique in Teaching English Structure*. A Thesis FBS IKIP Ujung Pandang.
- Mbontengu, Nasri, 1997. *The Effectiveness of Using EGRA Technique in Teaching English Structure for the First Year Students of SLTP Bonerate UP*. Thesis FBS IKIP Ujung Pandang.
- Marpudin, S.Pd 2008. "*Teknik Pembelajaran Grammar dengan Metode*". Retrieved 29 December 2009 from.
- Pranata, Harus, 1999. *The Effect of EGRA Technique in Teaching English Structure*. Thesis FBS UNM.
- Ramirex, G.A. 1995. *Creating Context for Second Language Acquisition*. New York: Lusiana State University, Boston Rouge.
- Richard, J. C. and Rodger Theodore S.N, 1986. *Approaches and Method in Teaching a Description and Analysis*. London: Cambridge University Press.
- Rivers, W.M. 1968. *Teaching Foreign Language Skills*. New York: The University of Chicago Press.
- Thomas, C.L. 1984. *Tactics for Teaching*. New York: University of Washington.
- Wernon, G.S. 1980. *Teaching and Media: A Systematic Approach*. London: Long Man Group, L.td.

Krashen, Stephen D. 1987. *Principles and Practice in Second Language Acquisition*.
London: Prentice- Hall UK, L. td.





APPENDIX

UNIVERSITAS ISLAM NEGERI
ALAUDDIN
M A K A S S A R

12. Joko and Andisell vegetables.

- a. Dosen't
- b. Don't
- c. isn't
- d. aren't

13. My bother and I alwayslate every night.

- a. sleeps
- b. sleep
- c. slept
- d. sleeping

14. Do the students go to school on Sunday?

- a. No, they doesn't
- b. No, they aren't
- c. no, they didn't
- d. no they don't

15. The girlsto make cakes every morning.

- a. want
- b. wants
- c. wanted
- d. wanting

16. The boys TV yesterday

- a. watch
- b. watched
- c. watching
- d. watches

17. John a letter yesterday.

- a. wrote
- b. writing
- c. write
- d. written

18. you visit your grandmother and brother yesterday?

- a. did
- b. are
- c. does
- d. do

19. They.....meet their friend in the hospital yesterday

- a. Didn't
- b. Don't
- c. doesn't
- d. aren't

20. Bobi.....friend chicken last night.

- a. eat
- b. eats
- c. ate
- d. eaten

21. He and Iyou in the Losari Beach last night.

- a. see
- b. saw
- c. seen
- d. sees

22. Mr. Ahmadus English last week.

- a. taught
- b. teach
- c. teaches
- d. teaching

23. Susi want a apple?

- a. is
- b. are
- c. does
- d. did

24. The cat Under the table an hour ago.

- a. sleep
- b. slept
- c. sleeps
- d. sleeping

25. My mother Some fruits in the market yesterday.

- a. bought
- b. buy
- c. buying
- d. buy



26. Their uncle.....me some money yesterday.

- a. give
- b. gives
- c. gave
- d. given

27. Anita my dresses yesterday.

- a. sew
- b. sewed
- c. sewn
- d. sews

28. You English very well yesterday.

- a. speaks
- b. spoken
- c. spoke
- d. speak

29. We a novel yesterday.

- a. Read (II)
- b. reads
- c. reading
- d. read (I)

30. Imy sister to make some cakes last night.

- a. help
- b. helps
- c. helping
- d. helped



Appendix B

Students' Score of Pre-test and Post test gain


Difference between the Watch Pairs

Subject	Pre-test	Post-test	Gain (D)	D ²
1	4.33	5	0.67	0.45
2	5	6	1.00	1.00
3	6.6	7	0.40	0.16
4	3	4.33	1.33	1.77
5	3.3	4	0.70	0.49
6	4	4.33	0.33	0.11
7	3.66	4.33	0.67	0.45
8	7	7.33	0.33	0.11
9	6.6	7	0.40	0.16
10	4.66	5	0.35	0.12
11	3.67	5.67	2.00	4.00
12	6.67	7	0.33	0.11
13	2.67	5.67	3.00	9.00
14	4	6	2.00	4.00
15	3.67	7	3.33	11.09

16	3.67	5.67	2.00	4.00
17	3.33	4.67	1.34	1.80
18	4.33	7.33	3.00	9.00
19	4.67	5.67	1.00	1.00
20	3	6.33	3.33	11.09
21	3.33	4.67	1.34	1.80
22	3	6	3.00	9.00
23	2.33	4.67	2.34	5.48
24	4	8.5	4.50	20.25
25	3	6	3.00	9.00
26	3.33	5.67	2.34	5.48
27	3.67	3.67	0.00	0.00
28	3	6	3.00	9.00
29	4.67	5	0.33	0.11
30	3	5.67	2.67	7.13
31	3.33	5.33	2.00	4.00
32	1.67	4.67	3.00	9.00
33	3.67	4.67	1.00	1.00
34	3	5.33	2.33	5.43
35	3.67	4.33	0.66	0.44
36	2.67	4.33	1.66	2.76

37	4.33	9	4.67	21.81
38	3.33	5.33	2.00	4.00
39	3	5.33	2.33	5.43
40	3	6	3.00	9.00
Total	152.83	225.5	$\Sigma D=72.66$	$\Sigma D^2 = 189.98$

$$\bar{D} = \frac{\Sigma D}{N} = \frac{72.66}{40} = 1.82$$



Appendix C

t-test for Non Independent Samples

$$t = \frac{\bar{D}}{\sqrt{\frac{\sum D^2 - \left[\frac{\sum D}{n}\right]^2}{N(N-1)}}$$

$$= \frac{1.82}{\sqrt{\frac{189.98 - \left[\frac{72.66}{40}\right]^2}{40(40-1)}}$$

$$= \frac{1.82}{\sqrt{\frac{189.98 - \frac{5279.48}{40}}{40(39)}}$$

$$= \frac{1.82}{\sqrt{\frac{189.98 - 131.99}{1560}}}$$

$$= \frac{1.82}{\sqrt{\frac{58}{1560}}}$$

$$= \frac{1.82}{\sqrt{0.037}}$$

$$= \frac{1.82}{0.192}$$

$$= 9.37$$