

**IMPROVING THE SECOND YEAR STUDENTS'
VOCABULARY THROUGH SITUATIONAL LANGUAGE
TEACHING METHOD AT MTs.S UJUNG JAMPEA
PASI'MASUNGGU TIMUR
KAB. KEPULAUAN SELAYAR**



A THESIS

**Submitted in Perial Fulfillment of the Requirement for Sarjana of
Education in English Department of Tarbiyah and Teaching Faculty State
Islamic University**

UNIVERSITAS ISLAM NEGERI

ALAUDDIN

By

MAKASSAR

HUSNIATI

Reg No : 20401106057

TARBIYAH AND TEACHING FACULTY STATE ISLAMIC

UNIVERSITY OF ALAUDDIN MAKASSAR

2010

PERNYATAAN KEASLIAN SKRIPSI

Dengan penuh kesadaran penyusun yang bertanda tangan dibawah ini, menyatakan bahwa skripsi ini adalah hasil karya penyusun sendiri. Jika dikemudian hari terbukti bahwa ia merupakan duplikat, tiruan, atau dibuat orang lain secara keseluruhan atau sebagian, maka skripsi dan gelar di peroleh karenanya, batal demi hukum.

Makassar, Agustus 2010

Penyusun

HUSNIATI

Nim : 20401106057

UNIVERSITAS ISLAM NEGERI
ALAUDDIN
M A K A S S A R

PERSETUJUAN PEMBIMBING

Pembimbing penulisan skripsi saudara: Husniati, NIM : 20401106057, mahasiswa Jurusan Pendidikan Bahasa Inggris pada Fakultas Tarbiyah UIN Alauddin Makassar, setelah dengan seksama meneliti dan mengoreksi skripsi yang bersangkutan dengan judul: **“Improving Students’ Achievement trough Situational Language Teaching Method at the Second Year MTs.S Ujung Jampea Pasi’masunggu Timur Kab. Kepulauan Selayar”**. Memandang bahwa skripsi tersebut telah memenuhi syarat-syarat ilmiah dan dapat disetujui untuk diajukan ke siding munaqasyah.

Dengan persetujuan ini diberikan untuk proses selanjutnya.

Makassar, August 2010

Pembimbing I

Pembimbing II

Drs. H. Nur Asik, M.Hum
NIP. 19370117 198203 1 006

Muh.Rusydi Rasvid, S.Ag.,M.Ag.,M.Ed.
Nip. 19721208 199803 1 003

ACKNOWLEDGEMENT

بِسْمِ اللَّهِ الرَّحْمَنِ الرَّحِيمِ

Alhamdulillah Rabbil Alamin. The research would like to express her highest gratitude to Allah SWT who has given her blessing, mercy and health so the research can complete the writing of her thesis. Salam and shalawat are delivered to our prophet Muhammad SAW who has brought us from the darkness into the lightness, his families and followers until the end of the world.

The writer realizes that the writing of this thesis would have never been completed without the assistance of a number of people. Therefore, the research would like to express her deepest appreciation and thanks to those people who have helped and involved in completing the writing of this thesis, for their useful motivation, guidance, and sacrifices.

1. The researcher's beloved parents, Harabi and Bollo (Alm) who always support, sacrifice and pray for my health and success.
2. Prof. Dr. H. Azhar Arsyad, M. A. as the rector of Alauddin State Islamic University (UIN) Alauddin Makassar.
3. Prof. Dr. H. Moh. Natsir Mohmud, M. A. as the dean of Tarbiyah and teacher Training Faculty of Alauddin State Islamic University (UIN) Makassar and all the lectures and staff of English Education Department and Tarbiyah Faculty whose names could not be mentioned one by one for their guidance and service in the researcher's academic process.
4. Dra. Djuwaryah Ahmad, M.Pd, M. Tesol, and Dra. Kamsina, M.Pd.I., the head and secretary of English Education department of Tarbiyah and Teaching training Faculty of Alauddin State Islamic University (UIN) Makassar.

5. Drs. H. Nur Asik, M. Hum and Muh. Rusydi Rasyid, S.Ag, M.Ag, M.Ed., the first and the second consultant for their support, guidance, advice, correction and suggestion during the writing of this thesis.
6. The reseacher's beloved brothers and sisters, K' EVIN, K' SENNA, K' ASGAR S.Pd.I and K' ASWA, S.Pd.I for their support and pray for me.
7. The reseacher's friend in PONDOK DARMA PUTRI thank you so much because you accompany me in joy and sorrow during in Alauddin State Islamic University (UIN) Makassar.
8. The reseacher's classmate in English Departement PBI 3 & 4 in academic year 2006 for their support.

The reseacher realised that this thesis is still the simplest one. Remaining errors are the reseacher's own, therefore, constructive criticism and suggestion will highly appreciate.

Finally, willingly the writer prays may all our effort be blessed by Allah SWT. Amien.



LIST OF CONTENTS

TITLE PAGE	i
PERNYATAAN KEASLIAN SKRIPSI.....	ii
PERSETUJUAN PEMBIMBING.....	iii
PENGESAHAN SKRIPSI.....	iv
ACKNOWLEDGEMENT.....	v
LIST OF CONTENTS.....	vii
ABSTRACT.....	ix

Chapter I INRODUCTION

A. Backgroud	1
B. Problem statement	3
C. Objective of the research	4
D. Significant of the research	4
E. Scope of the research	5
F. Definition of term	5

Chapter II REVIEW OF RELATED LITERATUR

A. Previous Related Research Findings

1. Definition of vocabulary	6
2. Types of vocabulary	8
3. Function of vocabulary	9
4. Principle of teaching and learning vocabulary	9
5. Tecnique of teaching and learning vocabulary	11

B. Situational Language Teaching

1. Theory of Learning by Using Situational Language Teaching Method	12
2. The Principle of Situational Language Teaching	13
3. Design	13
4. Teaching Procedures of Situational Language Teaching ..	15
5. The Advantage of Situational Language Teaching	17

Chapter III METHOD OF THE RESEARCH

A. Research design	19
B. Population and sample	21
C. Variables	22
D. Instrument of the research	22
E. Data collection	23
F. Technique of data analysis	24

Chapter IV FINDING AND DISCUSSION

A. Finding	28
B. Discussion	32

Chapter V CONCLUSION AND SUGGESTION

A. Conclusion	38
B. Suggestion	39

BIBLIOGRAPHY

APPENDIEX



ABSTRAK

Name : HUSNIATI
Reg No : 20401106057
Faculty : Education and Teacher Training
Departement : English Education
The Title : “Improving Students’ Vocabulary Through Situational Language Teaching Method At The Second Year MTs.S Ujung Jampea Pasi’masunggu Timur Kab. Kepulauan Selayar”.
Consultan I : Drs. H. Nur Asik, M.Hum.
Consultan II : Muh. Rusydi Rasyid, S.Ag, M.Ag, M.Ed

The research used pre-experimental method to find out improving of students’ vocabulary achievement through the use Situational Language Teaching Method at the second year MTs.S Ujung Jampea.

Problem statement of the research is:

“How is improving of the students’ achievement of English Noun, Adjective, and Verb through Situationol Language Teaching”

The research use purposive sampling technique. The population of this research was the second year students’ MTs. S Ujung Jampea in academic 2009-2010 which consisted of 70 students with two classes. The researcher took only one classes of the population as sample 35 students’ from class V111-1.

The reseacher used in this research were test. The test was dividing into two stages. The first stage was pre-test and the second stage was post-test consistend of 20 items were formulated in completion test, construction test, and correction test that related the subjek..

The result of data analysis were collected from pre-test and post-test design. The result of pre-test and post-test of students’ vocabulary achievement through “English Noun” ; The mean score of pre-test (4,2) the mean score of post-test (7,7) and students’ improving (83,3).

The result of pre-test and post-test of students' vocabulary achievement through "English Verb" ; The mean score of pre-test (3,8) the mean score of post-test (7,0) and students improving (84,2).

The result of pre-test and post-test of students' vocabulary achievement through "English Adjective" ; The mean score of pre-test (3,4) the mean score of post-test (6,6) and students' improving (94).



CHAPTER I

INTRODUCTION

A. Background

Language plays an important role in human activities. It is a tool of communication to express what one is going to say conveys ideas, feeling, and about wishes to other. In our daily life, we spend more time to do oral communication compared with written one. Some people may realize it, but they seldom think that oral communication is very important. In other words, we can say that language cannot be separated from every person's activities.

In Indonesia, English as a teaching English or foreign language is mainly to enable the student to use English for communication and to read books and references which are written in English. As known, English as a foreign language has become a very important language in the world. So, the Indonesian government has put English in the curriculum to be taught at all levels of schools. Vocabulary is one of the most important aspects in mastering English because the ability of the students to read and comprehend the subject is relatively determined by their vocabulary.

Talking about language, vocabulary takes an important element in four language skills, namely: reading, writing, speaking, and listening. Vocabulary is badly needed to convey what one wishes to say or write, that is organized by

grammar. When we learn a language including English, it always means that we learn the words of the language. Words are essential to communication that it is impossible to communicate without using them.

Vocabulary is one of the most important aspects in mastering English because the ability of the students to read and comprehend the subject is relatively determined by their vocabulary.

In learning English, many students get a problem in expressing their ideas, minds and feelings because they sometimes lose their words to say or to write. So, in this case the teacher has to be more creative in choosing an approach which can make the teaching system interesting, exciting, and enjoyable. So the learning process in the classroom can motivate students to learn more, and focus attention on the learning material especially on the vocabulary improvements because when they are motivated, automatically they can improve their vocabulary mastery.

Brown (1979:1) states that teaching vocabulary involves many persons and components. The teaching of vocabulary involves the teacher, students, textbook writer and testers. Teachers, students, textbook writer and tester are the foundation of the learning and may not be let weak.

The teaching of English vocabulary by relating to the situation has an advantage that will make the students feel comfortable in the teaching learning process. They can get a chance to use the words that relate to the situation at the time of speaking. As we know that there are some students that feel English as a difficult and uncomfortable lesson to study. That reason makes students are not

interested to study english and of course they will not able to use its language skill well. Teacher must look for an interesting way to make students feel comfortable toward english. The writer then decides to try to teach speaking through the use Situational Language Teaching (SLT).

One of method's is situational language teaching. But, a few language teacher today are familiar with the terms oral approach or Situational Language Teaching. Even though neither term is commonly use today, the impact of oral approach has been long lasting, and it has shaped the design of many widely used EFL/ESL textbooks and courser, including many still being used today. One of the most succesful ESL courser published, streamline English (Hartley and Viney in Richards, 2001:36). This method is widely used at the time of writing and a very large number of textbooks are based on it (Hubburd in Henry Guntur, 1989:303). So, it is important, therefore, to understand the principles and practices of the oral approach or situational language teaching.

Considering the statement above, the writer is like to conduct a research entitle "Improving the Second Year Students' Vocabulary Through Situational Language Teaching Method At MTs.S Ujung Jampea pasi' masunggu Timur Kab. Kepulauan Selayar".

B. Problem Statement

Based on the background stated above, some research questions are devided as follows :

1. How is improving of the students' achievement of english noun through Situational Language Teaching?
2. How is improving the students' achievement to english verb through Situational Language Teaching?
3. How is improving of the students' achievement of english adjective through Situational Language Teaching?

C. Objective of the Research

The objective of the research is to find out:

1. To find out improving of the students' achievement of english noun through Situational Language Teaching.
2. To find out improving of the students' achievement of english verb through Situational Language Teaching.
3. To find out improving of the students' achievement of english adjective through Situational Language Teaching.

D. Significant of the Research

The result of this research is expected to be useful contribution and information for teachers, students and people who concern about Language Teaching Method especially for the teaching of vocabulary especially on the achievement of english noun, verbs and adjectives and its implementation in teaching.

E. Scope of the Research

Scope of this research is restricted to the improvement of the students' achievement of vocabulary especially on the achievement of nouns, verbs and adjectives.

F. Defenition of Term

The increase in your child's vocabulary that began in kindergarten and first grade will continue at full speed in second grade. The neural structures governing the ability to understand the vocabulary others use and the ability to expres though are still going though tremendous development, with corresponding increases in skills. (Pitton 1963:168).

This method is widely used at the time of writing and a very large number of textbook are based on it. (Hubbard 1983:36).

CHAPTER II

REVIEW OF RELATED LITERATURE

This chapter present the literature review which deals with the previous related research finding and pertinent ideas.

A. Previous Related Research findings

1. Devention of Vocabulary

Accoding to Hocked (1959:5) states that a word consist a sound, or a combination of sound, that has become conventionalized in culture or linguistic community, that is commonly used in certain responses belonging to the same community.

According to the writer vocabulary is the words of a language which have meaning and funcions. From some definitions even though they are different sound from each other, but the important point of the definitions is that vocabulary of words influence people to make up a language.

One of the first aspects of method design to receive attention was the role of the vocabulary. Several large scale investigation of foreign language vocabulary was undestaken. Vocabulary was one of the most important of foreign language learning.

Hornby (1987: 959) defines vocabulary as:

- 1) Total number of words which make up a language

2) (Range of) words known to, or used by a person a trade profession and etc.

Echols and Shadily (1986: 631) define that vocabulary is the content and the function words of language which are learned thoroughly so that they become a part of the child's understanding, speaking, later reading and writing vocabulary. In the other hand, Carter (1959: 642) states that vocabulary is the words having meaning when hear or seen though not produced by that individual himself to communicate with other.

Vocabulary is equivalent to words but terminologically, they are different. Words are any letter sequences, which convey they meaning in the language use. In other words, vocabulary is a stock of words used by people or particular persons, list or collection of words of language.

Vocabulary is a meaningful word of a language used not only in speaking and writing, but also in listening and reading.

Huddleston (1954: 1-2) who is dealing with lexiscon, say that (1) vocabulary is the content and foundation words of a language which are learned so thoroughly, that they become a part of the child's understanding, speaking, reading, and writing; (2) vocabulary is words having meaning when heard or seen even though the individual produces it when communicating with others.

Peterson (1985: 631), says that vocabulary is (1) a list of words, and sometimes phrases, usually arranged in alphabetical order and defined; a

dictionary, glossary, or lexicon; (2) all the words of a language; (3) all words used by a particular person, class, profession, etc.

2. Types of Vocabulary

Furthermore, some classifications of vocabulary are given in the following. Legget (1982: 148-149) point out that there are two types of vocabulary:

- a. Passive or recognized vocabulary which is, made up words, one recognized in the context of reading material but he doesn't actually use himself.
- b. Active vocabulary which consist of working words used daily in writing and speaking.

Ribl (1959: 644) divided four kinds of vocabulary:

- a. Oral vocabulary consist of words actively used in speech that come readily to the tongue of one's conversation.
 - b. Writing vocabulary is the stock of words that come readily to one's fingers vocabulary. It is commonly used in writing.
- 1) Vocabulary in intermediate class

To show the meaning words, the teachers explain by using simple sentences in English picture can also be used at intermediate level in several helpful ways.

- 2) Vocabulary in advanced class

Therefore, in explaining the unfamiliar words, the teacher don't merely simplify the sentences they use but they are sometimes required to more sophisticated sentence construction as usually used by the native speakers of English. Later on, the students develop their vocabulary by using various ways based on their preference.

Webster Encyclopedia (1989 : 1500-1599) registers the definition of vocabulary below:

1. The stock of words used by a particular people, class, person, number of occupation or profession.
2. A list of words collection or a language phase, branch of science or the like usually arranged in alphabetical order and defines.
3. The words of a language.
4. Any collection of sign of symbol constituting a means or a system of non verbal communication.
5. Any more or less specific group from characteristic of an artist, a style of art architecture, or the like.

3. Function of Vocabulary

Vocabulary as stated in the defenition is a stock of words of a language. It has a great function in language. Peole use vocabulary / words construct sentences. Vocabulary is a like as the bone of our body. Without bone, will not be able to be as perfect as possible.

4. Principle of Teaching and Learning Vocabulary

Ribl (1991: 154-156) indicates that the problems of vocabulary teaching are how to select what words to teach. One of the principles of teaching vocabulary is to teach the more concrete words at lower level and gradually became more abstract at the heigher level.

Wallace in Rita (1994) indicates seven principles of teaching and laerning vocabulary as follows:

a. Aims

b. In teaching English vocabulary, the teacher should know the aim includes the selection and number of the target vocabulary the learners must be able to know at certein period.

c. Quantity

It is important for the teacher to determine the number of new words that the students can learn. The actual number will depend on the number of factor varying from class and learners. If there are too many words to be taught, the students become confused, discouraged and frustrated.

d. Need

In this case, teacher in choosing the vocabulary that is going to be taught will relate to the aims of the students' cause objective. The selection of words to be taught can also be based on the need of the students in terms that they will use the words in day's daily life, the words that are related to their environment and preparation for their future life.

e. Frequent, exposure and repetition

In teaching and learning vocabulary, there has to be certain amount of repetition until there is evidence that the students learn the target words.

f. Meaningful presentation

In presenting vocabulary, the teacher has to give clear explanation to the students and show how to use the words in the real situation by putting the words in the context.

g. Situation

In teaching English vocabulary, the teacher must realize the students' situation and the class atmosphere of whether or not; the students are ready to accept the learning.

5. Tecnique of Teaching and Learning Vocabulary

Teaching and lerning vocabulary is not a simple way. The teachers' ability to recognize the students' competence and characteristic is needed.

Allen (1983) classifies the tecnique learning vocabulary as follows:

In the beginner class

The teacher present the meaning of vocabularity through pictures, real objects, explanation and definition in simple English by using the words that students already know.

Laurance et. all (1968: 3) classifies the definition of teaching into five parts. Among them are:

1. Teaching is an action to increase the add that potential learners will learn.
2. Teaching is action to point learning toward desire.
3. Teaching is an action to make knowledge make sense.

B. Situational Language Teaching

1. Theory of Learning by Using Situational Language Teaching Method

Situational Language Teaching is a term not commonly used today, but it is an approach developed by British applied linguistics in the 1930s to the 1960s, and which had an impact on language courses which survive in some still being used today.

The theory of learning underlying the Situational Language Teaching is behaviorism, addressing more to processing, than the conditions of learning. It includes the following principles:

1. Language learning is habit formation
2. Mistakes are bad and should be avoided, as they make bad habits
3. Language skills are learned more effectively if they are presented orally first, then in the written form
4. Analogy is a better foundation for language learning than analysis
5. The meanings of words can be learned only in a linguistic and cultural context.

2. The Principle of Situational Language Teaching

Alexander and other leading British textbook writers also reflected the principles of Situational Language Teaching as they have evolved over a 20 year period. The main characteristics of the approach were as follows:

1. Language teaching begins with spoken language. Material is taught orally before it is presented in written form
2. The target language is the language of the classroom
3. New language points are introduced and practiced situational
4. Vocabulary selection procedures are followed to ensure that an essential general service vocabulary is covered
5. Items of grammars are graded following the principle that forms should be taught before complex ones
6. Reading and writing are introduced once a sufficient lexical and grammatical basis is established

It was the third principle that became a key feature of approach in the 1960s, and it was then that the term *situational* was used increasingly in referring to the oral approach. Richard and Rodgers (2001: 39).

The theory of learning undelining Situational Language Teaching type of behaviorist habit-learning theory. It addresses primary the process rather that the conditions of learning.

Like the direct method, Situational Language Teanhing adopts in inductive approach to the teaching of grammar. The meaning of words or structure is not to be given through explanation in either the native language or the target language but is to introduced from the way the form in used in a situational. Richard and Rodgers (2001: 41).

3. Design

a) Objectives

Here some of the objectives of Situational Language Teaching method:

- A practical command of the four basic skills of a language, through structure.
- Accuracy in both pronunciation and grammar
- Ability to respond quickly and accurately in speech situations
- Automatic control of basic structure and sentences patterns.

b) The syllabus

Situational Language Teaching uses a structural syllabus and a word list

c) Types of learning teaching and activities

- A situational presentation of new sentence
- Drills to practice the pattern

d) Procedure

Here the typical procedure Situational Language Teaching

- Procedures move from controlled to free practice of structures
- Procedures move from oral use to sentence patterns to their automatic use in speech, reading and writing.

Language teaching begins with the spoken language. Material is taught orally before it is presented in written form. Communicate integration of different language skills.

New language points are introduced and practiced situational. The target linguistic system will be learned best learned best to communicate.

Vocabulary selection procedures are followed ensure that an essential general service vocabulary is covered. Vocabulary is necessity in communication.

Teacher controls the learners and prevents them from doing anything that conflict with the theory. Teacher helps learners in work with the language. Mistakes are bad and should be avoided, as they make bad habits. Learning is a process of creative construction. Analogy is a better foundation for language learning than analysis, the meanings of words can be learned only in a linguistic. Learners learn a language through using to communicate.

Accuracy should be emphasized; fluency is an important dimension of communication. The sequence of units is determined by principles of linguistic complexity. Sequence is determined by any consideration of meaning which maintains interest.

4. Teaching Procedures of Situational Language Teaching

Davies et al. likewise give detailed information about teaching procedures to be used with Situational Language Teaching. The sequence of activities they propose consists of the following:

1. Listening practice in which the teacher obtains his student's attention and repeats an example of a pattern or a word in isolation clearly,

several times, probably saying it slowly at least once (where... is ... the ... pen?), separating the words.

2. Choral imitation in which students all together or in large groups repeat what the teacher has said. This works best if the teacher gives a clear instruction like “Repeat” or “Everybody” and hand signals to mark time and stress.
3. Individual imitation in which the teacher asks several individual students to repeat the model he has given in order to check their pronunciation.
4. Isolation, in which the teacher isolates sounds, words, or groups of words, which cause trouble and goes through technique 1-3 with before replacing them in context.
5. Building up to a new model, in which the teacher gets students to ask and answer questions using patterns they already know in order to bring about the information necessary to introduce the new model.
6. Elicitation, in which the teacher, using mime, prompt words, gestures, etc., gets students to asks questions, make statements, or give new examples of the pattern.
7. Subtitution drilling, in which the teacher uses cue words (words, pictures, numbers, names, etc) to get individual students to mix the examples of the new pattern.

8. Question – answer drilling, in which the teacher gets one student to ask a question and another to answer until most students in the class have practiced asking and answering the new question form.
 9. Correction, in which the teacher indicates by shaking his head, repeating the error, etc., that there is a mistake and invites the student or a different student to correct it. Where possible the teacher does not simply correct the mistake himself. He gets students to correct themselves so they will be encouraged to listen to each other carefully.
- Davies et al. (in Richards and Rodgers, 2001 : 46).

5. The Advantage of Situational Language Teaching (SLT)

Using Situational Language Teaching, a teacher can systematically teach students graded vocabulary and grammar by putting them into, which facilitates the students in learning the language knowledge by heart. For example, the teacher may teach the word the students an interesting story of what happened when someone was late for an appointment. Students are not likely to lose warning grammar and vocabulary as it happens in the grammar-translation method when the teacher just makes up some this word, but the students may lack the practice of applying what they have learned into real communicate situations because for most of the times the center of the class. So they maybe at a loss to communicate in the culture of the language studied as Row (1981, p. 1) point out that a large numbers of students in traditional grammar-based courses are structurally competent but any incompetent.

When the students have acquired certain communicative competence, new knowledge shall be introduced using situational language approach. When introducing new words or phrases, the teacher shall put them in concrete situations, and ask students to use classroom activities. In doing so, we can set up a big project that incorporates almost every aspect of business English and takes through various activities



CHAPTER III

METHOD OF THE RESEARCH

This chapter would presents The Research Design, Population and Sample Variables, Instruments of the Research, Data Collection and Technique of Data Analysis.

A. Research Design

The research would employed pre-experimental method with the one group pretest and posttest design.

The research would design was one group pretest and posttest design. Treatment (X) given between pretest (O1) and posttest (O2). The design was described as follows:



Where:

O1 = The Pre-Test result of the students

O2 = The Post-Test result of the students

1. Pre-Test

The writer would be given before getting the treatment. The writer distributed about vocabulary and the writer would asked the students to answer some questions about the topic to find the students' vocabulary achievement.

2. Treatment

The use Situational Language method as the treatment in teaching and learning english in the classroom. The writer would carried out the class in five times or meeting after pre-test it was formulated into several kinds of activities.

- a) At the first meeting, it would be conduct in the classroom for 6 minutes. In the meeting, the teacher would given some suggestion and motivation to the student about the adventages to study english especially in vocabulary.
- b) At the second meeting, it would be conduct in the classroom for 60 minutes. In this meeting the students are teaching the lesson with theme 'The use of Situational Language Teaching Method through English Noun'.
- c) At the third meeting, it would be conduct in the classroom for 60 minutes. In this meeting the students are teaching the lesson with theme ' The use of Situational Language Teaching Method through English Verb'.
- d) At the fourth meeting, it would be conduct in the classroom for 60 minutes. In this meeting the students are teaching the lesson with theme 'The use of Situational Language Teaching Method through English Adjective'.

- e) At the fifth meeting, it would be conducted in the classroom for 60 minutes. In this meeting the teacher would explain about the use of situational language teaching method through English nouns, verbs and adjectives.
- f) At the sixth meeting, it would be conducted in the classroom for 60 minutes. In this meeting the teacher would give some questions and work papers to know the students' vocabulary achievement after treatment.

3. Post-Test

The post-test will be given to the students after the treatment is applied. The test is intended to find out the students' vocabulary achievement through English nouns, verbs and adjectives and their interest in English vocabulary, especially the improvement of students' vocabulary achievement through the use of situational language teaching method through English nouns, verbs and adjectives.

B. Population and Sample

a) Population

The population of the research was the second class MTs.S Ujung Jampé in the academic year 2009-2010. The number of the population was 70 students, consisting of two classes.

b) Sample

The sample was taken from the population. The writer would use purposive sampling technique in which the second class was taken as sample. The total sample was 35 students.

C. Variables

1. Independent Variable

The independent variable was the student's achievement of vocabulary especially on the achievement of english nouns, verbs and adjective before treatment through Situational Language Teaching Method.

2. Dependent Variables

Dependent variable was students' achievement of vocabulary especially on the achievement english of nouns, verbs and adjectives through Situational Language Teaching Method.

D. Instrument of the Research

In this research, the writer would used vocabulary test to find out improving of students' achievement of english vocabulary through situational language teaching method used in the pre-test english before and after the treatment. The writer would applied the oral vocabulary test. It consisted of teaching materials that presented in the classroom, such as: the use of situational language teaching method through English Noun, English verb and English adjective.

E. Data Collection

The procedures of collecting data of this research as follows:

- 1) The pre-test of vocabulary were carried out to collect the data about the students' ability to understand about the vocabulary material.

Firstly, the students were given explanation about vocabulary material and the teacher asked some students to answer some questions. Then some of the students retell again about the material.

- 2) Then the students were treated in this case, they were taught by applying of Situational Language Teaching Method. The treatment was held for six (6) meetings where the topic was presented in the classroom, through English Noun, English verb and English adjective.

- 3) After the treatment, the students were given post-test to know their vocabulary achievement after teaching the use of situational language teaching method through English Noun, English verb and English adjective in teaching and learning process.

Firstly, the students would be given vocabulary material that has been designed as the oral vocabulary test and then the teacher would interviewed of the students with be vocabulary material that had been presented in the classroom.

- 4) Finally, all the students' score in vocabulary both pre-test and post-test would tabulated and analyzed the data between pre-test and post-test

F. Technique of Data Analysis

In analyzing the data collected through the pre-test and post-test would use the procedures as follows:

- 1) Scoring the students test answer

$$\text{Score} = \frac{\text{Students correct answer}}{\text{Number of Item}}$$

- 2) The score of the test were classified into seven levels as follows:

- a. 9,6 – 10 = Excellent.
- b. 8,6 – 9,5 = Very Good.
- c. 7,6 – 8,5 = Good.

Vocabulary and put them into sentences, after that, the researcher administrated a posttest to the students.

- 3) Post-test

The post-test was given to find out the value of treatment whether or not the result of the post-test was better the result of the pre-test.

In analyzing the data through the pre-test and post-test, the procedure as follows:

1. To classify the students score were classified based on the score standart based on the score standart of evaluation that were:

- a. Score 9,6 – 10 was classified as Excellent
- b. Score 8,6 – 9,5 was classified as Very Good
- c. Score 7,6 – 8,5 was classified as Good
- d. Score 6,6 – 7,5 was classified as Fairly Good
- e. Score 5,6 – 6,5 was classified as Fair
- f. Score 3,6 – 5,5 was classified as Poor
- g. Score 0 – 3,5 was qualified as Very Poor

The writer gave score on the students' pronunciation and vocabulary to make it clear the writer described all classification as follows:

1. Pronunciation

Classification	Score	Indikator
Excellent	5	Has a trace of foreign accent
Very good	4	Always intelligible, though one is conscious of definite accent
Good	3	Pronunciation problems necessitate concentrate listening and occasionally lead to misunderstanding.
Poor	2	Very hard to understand because of the pronunciation problems, must frequently be asked to repeat
Very poor	1	Pronunciation problems so severe as to make reading virtually unintelligible.

2. Vocabulary

Classification	Score	Indikator
Excellent	5	Use vocabulary and idiom is virtually that of a native speaker
Very Good	4	Sometimes use approach terms and must rephrase ideas because of inadequate
Good	3	Frequently uses the wrong word conversation some what limited vocabulary.
Poor	2	Vocabulary make comprehension quite difficult
Very poor	1	Vocabulary limited so extreme as to make reading virtually impossible

2. Formula of Mean Score

In order to see the students' achievement of vocabulary, the mean score formula is applied as follow:

$$\bar{N} = \frac{\sum x}{N}$$

Where : \bar{N} = Mean score

$\sum x$ = The sum of all score

N = The total sample

3. The Percentage

To analyze, the data between pre-test and post-test.

$$(P)\% = \frac{\bar{x}_2 - \bar{x}_1}{\bar{x}_1} \times 100$$

Where :

\bar{X}_1 = The sum of all score pre-test

\bar{X}_2 = The sum of all score post-test

P (%) = Percentage



CHAPTER IV

FINDING AND DISCUSSION

This chapter particular presents the finding of the research and discussion. The finding of the research covers with the result of the data collected through the test. In the discussion part, the writer describes the interpretation of the findings.

A. FINDINGS

This chapter deals with the presentation of data analysis as well the discussion of the result of the research. The instrument of the research was vocabulary test through the use of Situational Language Teaching method through English Noun, English Verb and English adjective as put forward in the previous chapter namely objective test consisting of pre-test and post-test.

Thos data were analyzed to describe the students' vocabulary achievement through Situational Language Teaching Method. The result of data analyzed showed that there was a closed relationship between student achievement and the vocabulary achievement through Situational Language Teaching Method. The pre-test score was quite different from the post-test as in the following table.

1. English Noun

The result of pre-test and post-test of the students' vocabulary achievement of English noun through Situational Language Teaching could be seen in the following table:

Table I : Improving score of the students' vocabulary achievement of English Noun.

Mean score of pre-test	Mean score of post-test	Improvement
4,2	7,7	83

The data in the table above shows the students' score as the result of students' pre-test and post-test at the student achievement of English Noun through Situational Language Teaching got improvement, where the students' score in pre-test is different from the post-test, where pre-test (4,2) as classified as poor classification and post-test (7,7) was classified as good. This means that the use of Situational Language Teaching Method could improve the students' vocabulary achievement in English Noun.

Analyzing the score of pre-test and post-test, it indicated that the use of Situational Language Teaching Method could improve the students' vocabulary achievement in English Noun.

2. English Verb

The result of the pre-test and post-test of the students' vocabulary achievement in English Verb could be seen in the following table:

Table 2 : Improving score of the students' vocabulary achievement of English Verb.

Mean score of pre-test	Mean score of post-test	Improvement
3,8	7,0	84,2

The data in the table 2 above shows that the students' score as the result of students' pre-test and post-test of the students' achievement of English Verb by using Situational Language Teaching got improvement, the students' score in the pre-test is different from the post-test, where pre-test (3,8) as classified as poor classification and post-test (7,0) was classified as fairly good. This means that the use of Situational Language Teaching Method could improve the students' vocabulary achievement in English Verb.

Analyzing the score of pre-test and post-test, it indicated that the use of Situational Language Teaching Method could improve the students' vocabulary achievement in English Verb.

3. English Adjective

The result of the pre-test and post-test of the students' vocabulary achievement in English adjective could be seen in the following table:

Table 3 : Improving score of the students' vocabulary achievement of English adjective.

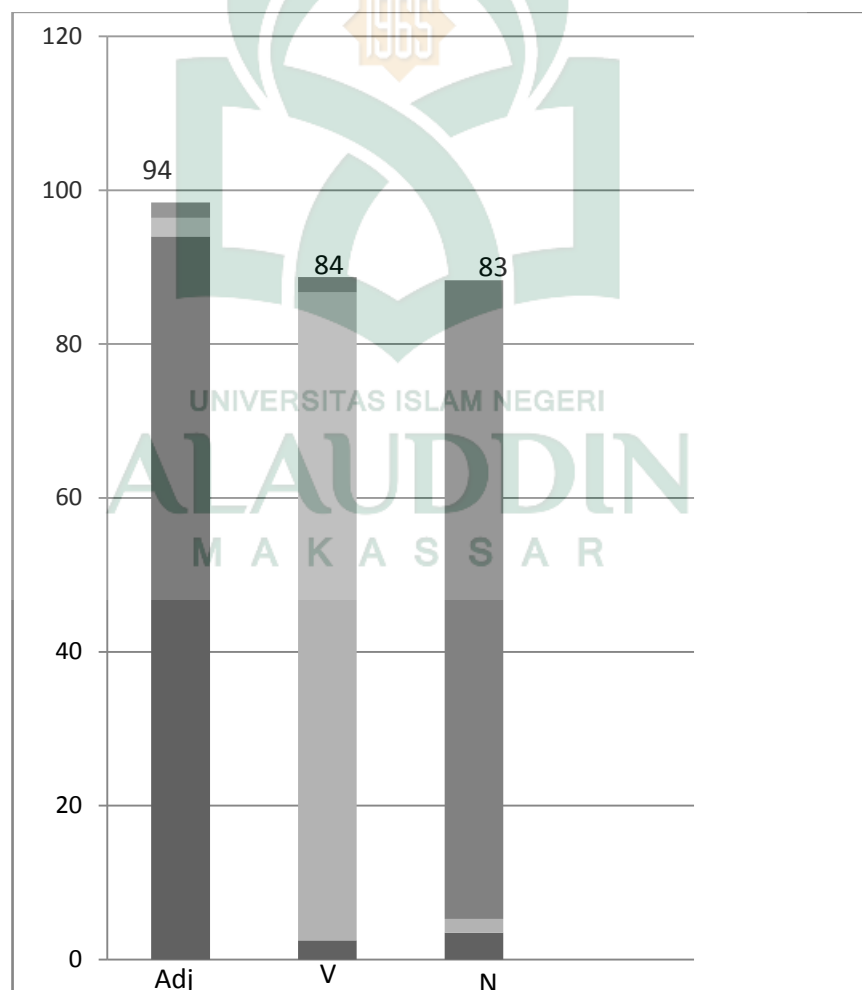
Mean score of pre-test	Mean score of post-test	Improvement
3,4	6,6	94

The data in the table 3 above shows that the students' score as the result of students' pre-test and post-test of the students' achievement of English adjective by using Situational Language Teaching got improvement, the students' score in the pre-test is different from the post-

test, where pre-test (3,4) as classified as very poor classification and post-test (6,6) was classified as fairly good. This means that the use of Situational Language Teaching Method could improve the students' vocabulary achievement in English adjective.

Analyzing the score of pre-test and post-test, it indicated that the use of Situational Language Teaching Method could improve the students' vocabulary achievement in English adjective.

The chart of English Noun, English Adjective and English Verb.



The data in the chart above, shows that the students' score at the result of the students' between pre-test and post-test at the students' achievement of English adjective was lowest than the English noun and English verb through Situational Language Teaching got 94 % was classified as excellent classification. The result of the students' achievement of English noun through Situational Language Teaching got 83,3 % was classified as very good classification. And the result of the students between pre-test and post-test at the students' achievement of English verb was highest than English noun and English adjective, where English verb got 84,2 % was classified as very good classification.

B. DISCUSSION

This section presents the discussion of the result of the data analysis. It aimed to describe the students' vocabulary achievement in English non, verb and adjective.

1. The students' achievement in English Noun

The data collection indicated that the achievement of the students of English Noun before treatment was poor. This is proved by the objective test given to the students in which most of them got score that we expected. The result of the pre-test and post-test could be seen as follow :

Table 4 : The students' achievement of English noun.

No.	Classification	Score	Pre-test		Post-test	
			Frequency	Percentage	Frequency	Percentage
1.	Excellent	9-10	-	-	8	22,86 %
2.	Very good	8-9	-	-	15	42,86 %
3.	Good	7-8	-	-	6	17,14 %
4.	Fairly good	6-7	5	14,29 %	6	17,14 %
5.	Fair	5-6	9	25,71 %	-	-
6.	Poor	4-5	12	34,28 %	-	-
7.	Very poor	0-4	9	25,72 %	-	-
	Total		35	100 %	35	100 %

From the table 4 above, we can see the students' score from the result of the pre-test and post-test of English noun in pre-test and post-test. In the pre-test, there were 5 student got fairly good score (14,29%), 9 student got fair score (25,71 %), 12 student got poor score (34,28 %), and 9 student got very poor (25,72 %). And in the post-test, 8 student got excellent score (22,86 %), 15 students' got very good score (42,86 %), 6 students good score (17,14 %), 6 students got fairly good (17,14 %).

Therefore, it can be concluded that the students score in the post-test was higher than their scores in the pre-test, it means that their achievement in English noun by Situational Language Teaching method got improvement.

The data analysis that the mean score of the students' answer for their achievement in English noun before treatment was (4,2) which was classified as poor score. The otherwise, the students' achievement on English noun after treatment was high. This is proved by the objective test given to the students which most of them got score than we expected. The data analysis that the mean score of the students' answer for their English noun after treatment was (7,7) which classified as good score.

2. The students achievement in English Verb

The data collection indicated that the achievement on English verb before treatment was poor. This is proved by the objective test given to the students' in which most of them got score that we expected. The result of the pre-test and post-test could be seen as follows :

Table 5 : The students' achievement of English verb

No.	Classification	Score	Pre-test		Post-test	
			Frequency	Percentage	Frequency	Percentage
1.	Excellent	9-10	-	-	5	14,28%
2.	Very good	8-9	-	-	9	25,71 %
3.	Good	7-8	-	-	8	22,85 %
4.	Fairly good	6-7	2	5,71 %	11	31,43 %
5.	Fair	5-6	6	17,14 %	2	5,73 %
6.	Poor	4-5	14	40,00 %	-	-
7.	Very poor	0-4	13	37,15 %	-	-
	Total		35	100 %	35	100 %

From the table 5 above, we can see the students' score from the result of the pre-test and post-test of English verb in pre-test, there were 2 students got fairly good score (5,71 %), 6 students' got fair score (17,14%), 14 students got poor score (40 %) and 13 students got excellent score (14,28 %), 9 students got very good score (35,71 %), 8 students' got good score (22,85 %), 11 students' got fairly good score (31,43 %), and 2 students' got fair score (5,73 %).

Therefore, it can be concluded that the students score in the post-test was higher than their scores in the pre-test, it means that their achievement in English noun by Situational Language Teaching method got improvement.

The data analysis that the mean score of the students' answer for their achievement in English verb before treatment was (3,8), which was classified as poor score. The otherwise, the students' achievement on English verb after treatment was high. This is proved by the objective test given to the students' which most of them got score than we expected. The data analysis that the mean score of the students' answer for their English verb after treatment was (7,0) which classified as fairly good score.

3. The students' achievement in English adjective

The data collected indicated that the achievement in English adjective before treatment was poor. This is proved by the objective test given to the students' in which most of them got score that we expected.

The result of the pre-test and post-test could be seen as follows :

Table 6 : The students' achievement of English adjective.

No.	Classification	Score	Pre-test		Post-test	
			Frequency	Percentage	Frequency	Percentage
1.	Excellent	9-10	-	-	8	22,86%
2.	Very good	8-9	-	-	11	21,30 %
3.	Good	7-8	-	-	11	31,43 %
4.	Fairly good	6-7	1	2,86 %	5	14,28 %
5.	Fair	5-6	3	8,57 %	-	-
6.	Poor	4-5	13	37,14 %	-	-
7.	Very poor	0-4	18	51,43 %	-	-
	Total		36	100 %	35	100 %

From the table 6 above, we can see the students' score from the result of the pre-test and post-test. There were 1 students got fairly good score (2,86 %), 3 students' got fair score (8,57%), 13 students' got poor score (37,14 %), and 18 students got very poor score (51,43 %), and in the post-test 8 students got excellent score (22,86 %), 11 students got very good score (21,30 %), 11 students got good score (31,43 %), and 5 students got fairly good score (14,28 %).

Therefore, it can be concluded that the students score in the post-test was higher than their scores in the pre-test, it means that their achievement in English adjective by objective Situational Language Teaching method got improving.

The data analysis that the mean score of the students' answer for their achievement in English adjective before treatment was (3,4), which was classified as very poor score. The otherwise, the students' achievement on English adjective after treatment was high. This is proved by the objective test given to the students' which most of them got score than we expected. The data analysis that the mean score of the students' answer for their English adjective after treatment was (6,6) which classified as fairly good score.



CHAPTER V

CONCLUSION AND SUGGESTION

Based on the result of data analysis and discussion in the previous chapter. The researcher would like to put forward the following conclusion of the research finding and suggestion.

A. CONCLUSION

Based in the result of the data analysis, the writer concluded that the students' improvement their vocabulary achievement through the use of Situational Language Teaching in English noun, English verb, and English adjective.

They had easy to understand about vocabulary achievement through the use of Situational Language Teaching in English noun, English verb, and English adjective, as follows :

1. The use of Situational Language Teaching method in English noun can improve the students achievement (83,3 %) in the teaching of English noun.
2. The use of Situational Language Teaching method in English verb can improve the students' achievement (84,2 %) in the teaching of English verb.
3. The use of Situational Language Teaching method in English adjective can improve the students' achievement (94 %) in the teaching of English adjective.

4. The use of Situational Language Teaching method can improve the students vocabulary achievement.

B. SUGGESTION

We cannot find that language has important role in communication, expressing ideas, thought, experience and feelings. English is very difficult especially for the English learners.

In indonesia, English is taught a compulsory subject in secondary school up to university levers. When we communication to other by using foreign language, we realize that the mastery of vocabulary is must. Without vocabulary, it is impossible to speak. So, the communicator the decide try to teach speaking especially vocabulary through use of Situational Language Teaching in English noun, English verb, and English adjective.

Considering the result of the research discussed above, the writer also wishes to give some suggestions as follows :

1. The students should improve their learning method especially in vocabulary through the use of Situational Language Teaching in English noun, English verb, and English adjective.
2. In order to mate Situational Language Teaching method more effect lovely to improve the students' vocabulary achievement, the teacher must master every stage of Situational Language Teaching method and the way to apply it well.
3. The use of Situational Language Teaching method is proved effective to improve the students' vocabulary achievement, so, it is suggested for the

further research to find out the students' attitude the use of this method that was not measured in this research.

4. The teacher should give more examples, so that the students are interested to improve their vocabulary of English noun, English verb, and English adjective and for review their lesson at home.
5. The next researcher should use Situational Language Teaching method to improve the students' vocabulary achievement by using other subject.



BIBLIOGRAPHY

- Arikunto, Suharsimi. 1992. *“Prosedur Penelitian”*. Melton Putra. Jakarta
- Arsad, Azhar. 2003. *Dasar-Dasar Penguasaan Bahasa Inggris*. Pustaka Pelajar. Yogyakarta.
- Bates, Nina. 2005. Real Time to An Interactive English Course for Junior High School Students Year VIII (SMP MTS). Erlangga.
- Brown. H. D. 1996 Teaching by principles; *an Interactive Approach to Language Pedagogy*. New Jersey: Prentice Hall Regents and Englewood Cliffs.
- Gay, L. R. 1981. Educational Research, Competencies for Analysis and Application.
- Hornby As. 1950. *The Situational Approach in Language Teaching*. A series of three article in English language teaching. Oxford:University Press.
- Nurhidayah. 2004. *Using situational language teaching*. 1974. London Oxford university ppress.
- Orwig, Carol. J. 1999. *A Brief Survey of Language Learning Method*. London: Cambridge University Press. In www.google.com.
- Petter, 1985. *Technique in Teaching Vocabulary*. Oxford University Press.
- Richards. J. C. & Rodgers, TS & Swam, M. 2001. *Approaches and Method in Language Teaching, Second Edition*. New York: Cambridge University Press.



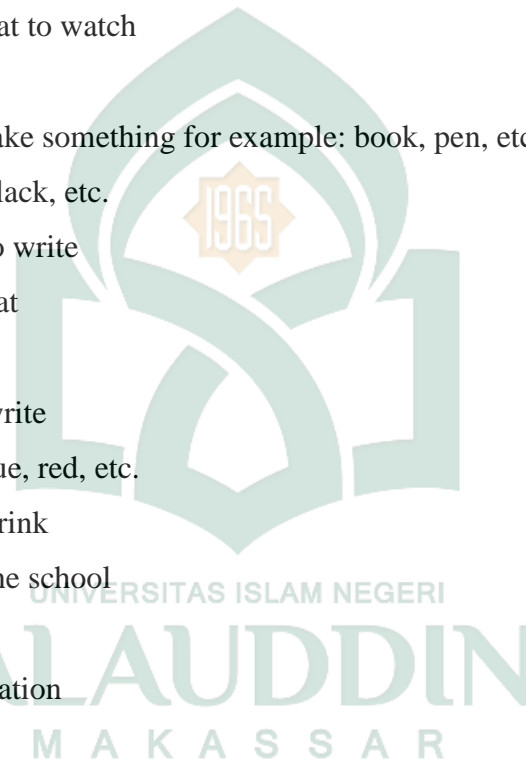
APPENDIX PAGE

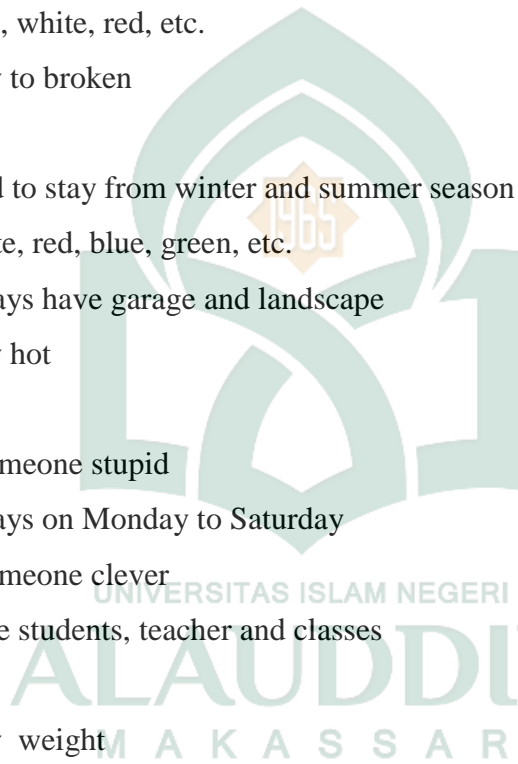
UNIVERSITAS ISLAM NEGERI
ALAUDDIN
M A K A S S A R

APPENDIX A

PRE – TEST AND POST – TEST

English Noun

1. Radio
 - a. Listening he music
 - b. An entertainment for some people
 - c. Listening news
 - d. Something that to watch
 2. Table
 - a. It is used to take something for example: book, pen, etc.
 - b. It is brown, black, etc.
 - c. If you want to write
 - d. It is used to eat
 3. Pen
 - a. It is used to write
 - b. It is black, blue, red, etc.
 - c. It is used to drink
 - d. It is used in the school
 4. Television
 - a. Given information
 - b. Give money
 - c. To watch sinetron
 - d. To watch news
 5. Newspaper
 - a. Given information
 - b. We in the world what happened
 - c. Always read every morning
 - d. Make confuse to read
- 

6. Plate
 - a. It is used to eat
 - b. It is white, red, brown, etc.
 - c. It is difficult to look for
 - d. It is used to served food
 7. Glass
 - a. It is used to write
 - b. It is used to drink
 - c. It is blue, white, red, etc.
 - d. It is easy to broken
 8. House
 - a. It is used to stay from winter and summer season
 - b. It is white, red, blue, green, etc.
 - c. It is always have garage and landscape
 - d. It is very hot
 9. School
 - a. Make someone stupid
 - b. It is always on Monday to Saturday
 - c. Make someone clever
 - d. There are students, teacher and classes
 10. Bag
 - a. It is very weight
 - b. It is used to school
 - c. To bring our book
 - d. It is blue, brown, red, etc.
 11. Chair
 - a. Sofa
 - b. Something to eat
 - c. Use for sit
 - d. Desk
- 
- A large, semi-transparent watermark is centered on the page. It features a stylized green and white logo of a mosque dome with a crescent moon and star. Below the logo, the text 'UNIVERSITAS ISLAM NEGERI ALAUDDIN MAKASSAR' is written in a light green, sans-serif font. The year '1965' is also visible within the logo's design.

12. T-shirt

- a. Kinds of clothes
- b. Kind of entertainment
- c. One of my favorite clothes
- d. Many people it

13. Paper

- a. For write something
- b. White
- c. It is not good for our body
- d. Easy to bring

14. Cigarette

- a. It is for our health
- b. Very dangerous
- c. Not good for our body
- d. Easy to bring

15. Pillow

- a. Used to bed
- b. Always in the bedroom
- c. Sot
- d. Weight

16. Kitchen

- a. Mother always make delicious food there
- b. For cooking
- c. Waste place
- d. Fried rice

17. Car

- a. Kinds of transportation
- b. Use water
- c. Use gasoline
- d. There is a driver



18. Book

- a. Something have many advantage
- b. To make confused
- c. To write something
- d. Drawing book

19. Shoes

- a. Always used when go to school, office, etc.
- b. It is black, white, blue, etc.
- c. Delicious to eat
- d. There are many kinds for child, adult, etc.

20. Lamp

- a. Make darkness
- b. Make lightness
- c. It is blue, white, yellow, etc.
- d. Always used in the night



English Verb

1. Listen
 - a. Say something
 - b. Hear something
 - c. Listen the music
 - d. Can hear news
2. Read
 - a. Understand about the story
 - b. Answer questions
 - c. Read a book
 - d. Know about history
3. Cooking
 - a. Always do in the kitchen
 - b. After do we can eat
 - c. Something difficult
 - d. It is very delicious
4. Get up
 - a. Early to bed, early to get up
 - b. It is to do in the morning
 - c. Something delicious
 - d. Always do at 05.00. am
5. Eat
 - a. It is make someone plenty
 - b. It is always delicious
 - c. Pangsit, fried chicken, etc.
 - d. Something is not good for our body
6. Playing
 - a. It is very fun
 - b. It is always doing at home
 - c. Football, volley ball, etc.
 - d. Always in group or personal

7. Drink
 - a. It is prison
 - b. It is water
 - c. Juice lemon, tea, coffee, etc.
 - d. Ice tea
8. Work
 - a. It is always in the office
 - b. It is do in the Monday until Saturday
 - c. It is bad
 - d. You must diligent
9. Write
 - a. It is used a letter
 - b. On the paper
 - c. Love letter, urgent letter, etc.
 - d. Like something to eat
10. Speak
 - a. Something too bad
 - b. Talk with someone
 - c. Always give information
 - d. Make understand about something
11. Run
 - a. Escape
 - b. Kinds of sport
 - c. Walk
 - d. Need speed
12. Singing
 - a. Always do by a singer
 - b. Voice
 - c. Songs
 - d. Poetry



13. Drive

- a. A drive
- b. By car, bus, etc.
- c. Drive
- d. Easy

14. Buy

- a. Always do in supermarket, market, etc.
- b. It is lazy any seller
- c. It is any buyer
- d. Stolen

15. Go

- a. Went
- b. Out from house
- c. Go to office, school, etc.
- d. Stay at home

16. Sit

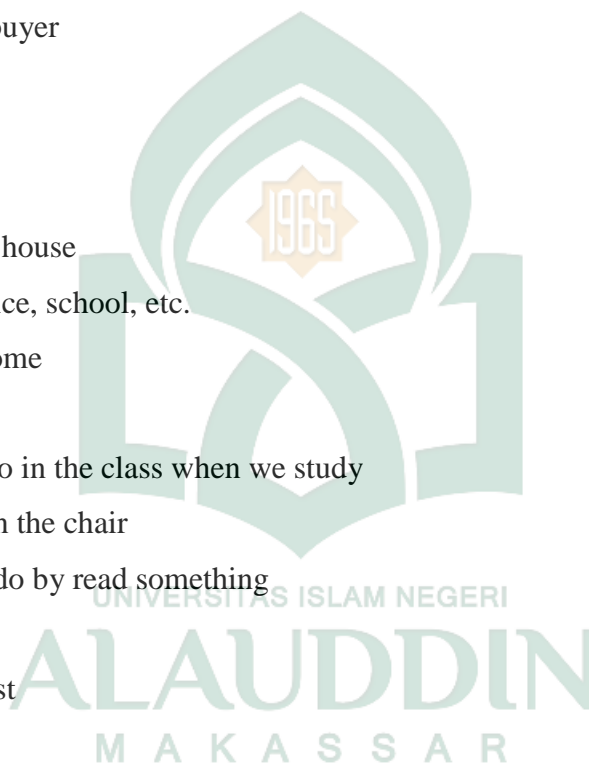
- a. Always do in the class when we study
- b. Desk or in the chair
- c. Enjoy to do by read something

17. Sleep

- a. Take a rest
- b. Dream
- c. Sleepy
- d. Wake up

18. Win

- a. Someone to be a championship
- b. Any competition
- c. Lose
- d. Success in the competition




19. Understand

- a. Know about something
- b. Know what people say
- c. It is not understand
- d. Able to understand


20. Smile

- a. Look happy
- b. Always do when we meet something
- c. Angry
- d. A good man



English Adjective

1. Clever
 - a. Always answer question
 - b. Stupid students
 - c. A diligent student
 - d. A good child
2. Beautiful
 - a. Nice girl
 - b. Bad girl
 - c. Good looking
 - d. It is bored to see the girl
3. Careful
 - a. It is not careless
 - b. Good habit
 - c. Proper act
 - d. Always careless
4. Big
 - a. Large
 - b. Small
 - c. Huge
 - d. Great
5. Stupid
 - a. Dull
 - b. Clever
 - c. Dumb
 - d. Stupidity
6. Lazy
 - a. Not to work their home work
 - b. Indolent
 - c. Diligent
 - d. Not feel like to work



7. Bad
 - a. Not good
 - b. It is something worse
 - c. Worst
 - d. Good
8. Naughty
 - a. Delinquency
 - b. Good boy
 - c. Wanton
 - d. Do bad things
9. Good
 - a. Find
 - b. Kind
 - c. Bad
 - d. Well
10. Fluent
 - a. It is good speak
 - b. Slowly
 - c. Fast
 - d. Runaway
11. Sure
 - a. Believe
 - b. Absolutely
 - c. Unrelieved
 - d. Convinced
12. Easy
 - a. Difficult
 - b. Simple
 - c. Able
 - d. Ease



13. Rich

- a. Wealth
- b. Well do
- c. Poor
- d. Well of

14. Kind

- a. Friedly
- b. Easy to walk with someone
- c. Always angry
- d. Hospitable

15. Crazy

- a. Insane
- b. A good manner
- c. It is normally
- d. Always smile and talk alone

16. Foolish

- a. Stupid
- b. Dull
- c. Dumb
- d. Clever

17. Crowded

- a. Busy
- b. Lively
- c. Lonely
- d. Noisy

18. Correct

- a. Incorrect
- b. True
- c. Right
- d. Honest



19. Fine

- a. Good
- b. Best
- c. Worst
- d. Better

20. Fat

- a. Obese
- b. Slim
- c. Fertilize
- d. Corpulent



APPENDIX B

TEACHING MATERIAL

First Meeting: English Noun

- I. The teacher asks one students to repeat what the teacher has told / said after that the teacher asks the others to do the same way.

The following design is used / undertaken:

- ❖ The teacher explains about the use of Situational Language Teaching through English noun.
- ❖ The teacher asks the students to repeat about the use Situational Language Teaching through English noun
- ❖ The other students to do the same way to repeat about the use of Situational Language Teaching through English noun.

- II. The teacher puts the students into several groups and asks each group to repeat what the teacher has said / told.

The following design is used / undertaken:

- ❖ The teacher explains about English noun
- ❖ The teacher asks one group to explains about English noun
- ❖ The other groups to do some way to repeat about English noun

- III. The teacher asks the students to repeat the pronunciation of the modal given (the models are taken from the speech of native speaker in the tape of the teacher himself / herself). Some of words and sentences are:

No	Words	Sentences
1	Radio	a. My brother is listening music on radio FM.
2	Table	b. Write a letter on the table
3	Pen	c. This is pendekatan
4	Television	d. I like watching TV

5	Newspaper	e. My uncle always read newspaper every morning.
6	Plate	f. I am eating by plate
7	Glass	g. I like a drink of one glass milk
8	House	h. Mr. Anwar has a beautiful house
9	School	i. My young sister always goes to school everyday.
10	Bag	j. Andi go to school with his bag school

IV. The teacher asks the students to answers his / her questions and to make questions.

Using the above design.

The following design is used / undertaken:

- ❖ The teacher asks the students to make some questions from the teacher's words and sentences. And then the students make some questions from the teacher's words and sentences.

The questions are:

1. What is the name of noun if you want to listening music?
2. Is this a table?
3. What is this a pen or a pencil?
4. If you want to watch something?
5. Does your uncle always read newspaper
6. Do you always ear by plate?
7. If you want to drink water?
8. Who has a beautiful house?
9. If you want to be a clever. Where do you go?
10. Where is you take your book?

- V. Ask the students to guess and to predict the words that the teacher teaches by using his mime, prompt, words and or gestures.
1. (The teacher shows a radio) the students are supposed to say 'that is a radio'
 2. (The teacher shows a table) the students are supposed to say 'this is a table'
 3. (The teacher shows a pen) the students are supposed to say 'this is a pen'
 4. (The teacher shows a television) the students are supposed to say 'this is a television'
 5. (The teacher shows a newspaper) the students are supposed to say 'this is a newspaper'
 6. (The teacher shows a plate) the students are supposed to say 'this is a plate'
 7. (The teacher shows a glass) the students are supposed to say 'this is a glass'
 8. (The teacher shows a house) the students are supposed to say 'this is a house'
 9. (The teacher shows a school) the students are supposed to say 'this is a school'
 10. (The teacher shows a bag) the students are supposed to say 'this is a bag'
- VI. The teacher describe the words by giving the identify or the type of words. After that the students are answered to guess the words.
- VII. The teacher asks the students to do the someway as well the teacher has done. And the students practiced the words given by asking and answering questions.

TEACHING MATERIAL

Second Meeting: English Verb

- I. The teacher asks one students to repeat what the teacher has told / said after that the teacher asks the others to do the same way.

The following design is used / undertaken:

- ❖ The teacher explains about the use of Situational Language Teaching through English verb.
- ❖ The teacher asks the students to repeat about the use Situational Language Teaching through English verb.
- ❖ The other students to do the same way to repeat about the use of Situational Language Teaching through English verb.

- II. The teacher puts the students into several groups and asks each group to repeat what the teacher has said / told.

The following design is used / undertaken:

- ❖ The teacher explains about English verb
- ❖ The teacher asks one group to explains about English verb
- ❖ The other groups to do some way to repeat about English verb

- III. The teacher asks the students to repeat the pronunciation of the modal given (the models are taken from the speech of native speaker in the tape of the teacher himself / herself). Some of words and sentences are:

No	Words	Sentences
1	Listen	a. I always listen the music
2	Read	b. Uncle Dhani reads a newspaper
3	Cooking	c. My mother is cooking in the kitchen
4	Get up	d. I get up at. 05.00 am. everyday
5	Eat	e. Andi eats meal balls
6	Playing	f. They are playing football

7	Drink	g. She is drinking a glass of coca cola
8	Work	h. Mr. John works in Garuda Indonesia
9	Write	i. She writes a letter for her parents
10	Speak	j. They are speaking about English verb.

IV. The teacher asks the students to answer his / her question and make questions. Using the above design.

The following design is used / undertaken:

❖ The students questions based on the words!

1. Does he listen music?
2. Does uncle Dhani read a newspaper?
3. Is your mother cooking in the kitchen?
4. Did you get up at 05.00 a.m.?
5. Does Andi eat meat balls?
6. Are they playing football?
7. Does she drink a glass of coca cola?
8. Does Mr. John work in Garuda Indonesia?
9. Does she write a letter for her parents?
10. Are they speak about English verb?

V. Ask the students to guess and to predict the words that the teacher teaches by using his mime, prompt, words and or gestures.

1. (The teacher talks 'listen') the students are supposed to say 'listen the music'.
2. (The teacher talks 'read') the students are supposed to say 'read newspaper'.

3. (The teacher talks 'cook') the students are supposed to say 'cooking in the kitchen'.
4. (The teacher talks 'get up') the students are supposed to say 'I get up at 05.00 a.m.'.
5. (The teacher talks 'eat') the students are supposed to say 'eat fried kitchen'.
6. (The teacher talks 'play') the students are supposed to say 'playing football'.
7. (The teacher talks 'drink') the students are supposed to say 'drink a glass of water'.
8. (The teacher talks 'work') the students are supposed to say 'work in the office'.
9. (The teacher talks 'write') the students are supposed to say 'write a letter'.
10. (The teacher talks 'speak') the students are supposed to say 'speak English verb'.

- VI. The teacher describe the words by giving the identify or the type of words. After that the students are answer the words by choose the incorrect answer.
- VII. The teacher asks the students to do the some way as well the teacher has done. And the students practiced the words given by asking and answering questions.
- ❖ The teacher asks the students to make some questions and answering about the words that they make as homework.

TEACHING MATERIAL

Third Meeting: English adjective

- I. The teacher asks one students to repeat what the teacher has told / said after that the teacher asks the others to do the same way.

The following design is used / undertaken:

- ❖ The teacher explains about the use of Situational Language Teaching through English adjective.
- ❖ The teacher asks the students to repeat about the use Situational Language Teaching through English adjective.
- ❖ The other students to do the same way to repeat about the use of Situational Language Teaching through English adjective.

- II. The teacher puts the students into several groups and asks each group to repeat what the teacher has said / told.

The following design is used / undertaken:

- ❖ The teacher explains about English adjective
- ❖ The teacher asks one group to explains about English adjective
- ❖ The other groups to do some way to repeat about English adjective

- III. The teacher asks the students to repeat the pronunciation of the modal given (the models are taken from the speech of native speaker in the tape of the teacher himself / herself). Some of words and sentences are:

No	Words	Sentences
1	Clever	a. She is very clever in her class
2	Beautiful	b. Yuni is beautiful girl
3	Careful	c. You must be careful
4	Big	d. She has a big house
5	Stupid	e. Andi is one of stupid student in the classroom.

6	Lazy	f. Nina is a lazy student
7	Bad	g. He has a bad habit
8	Naughty	h. He is a naughty boy
9	Good	i. They are a good students
10	Fluent	j. Mr. Amir is very fluent when he speak English.

IV. The teacher asks the students to answer his / her question and make questions. Using the above design.

The following design is used / undertaken:

- ❖ The students questions based on the words!
 1. Does she very clever in the class?
 2. Does Yuni very beautiful girl?
 3. Do you be careful?
 4. Does she have a big house?
 5. Does Andi one of a stupid student in the classroom?
 6. Does Nina a lazy student?
 7. Does he has a bad habit?
 8. Does he a naughty boy?
 9. Are they a good students?
 10. Does Mr. Amir fluent to speak English?

V. Ask the students to guess and to predict the words that the teacher teaches by using his mime, prompt, words and or gestures.

1. (The teacher says 'clever') the students are supposed to say 'clever students'.
2. (The teacher says 'beautiful') the students are supposed to say 'beautiful girl'.
3. (The teacher says 'careful') the students are supposed to say 'be careful'.
4. (The teacher says 'big') the students are supposed to say 'big house'.

5. (The teacher says 'stupid') the students are supposed to say 'stupid child'.
 6. (The teacher says 'lazy') the students are supposed to say 'lazy girl'.
 7. (The teacher says 'bad') the students are supposed to say 'bad habit'.
 8. (The teacher says 'naughty') the students are supposed to say 'naughty boy'.
 9. (The teacher says 'good') the students are supposed to say 'good habit'.
 10. (The teacher says 'fluent') the students are supposed to say 'speak fluent'.
- VI. The teacher describe the words by giving the identify or the type of words. After that the students are answer the words by choose the incorrect answer.
- ❖ Choose the incorrect answer!
- VII. The teacher asks the students to do the some way as well the teacher has done. And the students practiced the words given by asking and answering questions.
- ❖ The teacher asks the students to make some questions and answering about the words that they make as homework.

APPENDIX C

PRETEST

No.	NOUN	VERB	ADJECTIVE
1	3	4	3
2	3	2	2
3	4	4	2
4	4	3	4
5	3	2	2
6	2	3	1
7	1	1	2
8	3	2	3
9	4	3	3
10	4	3	4
11	5	4	3
12	5	5	2
13	4	6	5
14	6	5	6
15	3	5	4
16	4	3	4
17	6	5	5
18	5	4	4
19	6	4	5
20	5	4	4
21	5	6	4
22	6	4	3
23	4	4	4
24	5	4	4
25	6	5	3
26	4	3	3
27	3	5	4

28	4	4	4
29	4	4	3
30	5	3	4
31	3	3	2
32	4	3	3
33	5	4	4
34	5	4	3
35	4	4	3
	$\frac{147}{35} = 4,2$	$\frac{132}{35} = 3,8$	$\frac{119}{35} = 3,4$



POST – TEST

No.	NOUN	VERB	ADJECTIVE
1	7	9	8
2	8	9	5
3	9	8	8
4	6	7	7
5	8	8	8
6	6	9	6
7	6	7	8
8	9	8	6
9	8	6	7
10	9	6	6
11	8	5	5
12	9	6	7
13	6	7	7
14	7	7	8
15	8	8	6
16	8	9	7
17	8	8	6
18	9	6	8
19	8	6	7
20	7	8	7
21	7	8	6
22	9	6	7
23	9	8	8
24	8	9	8
25	8	6	6
26	8	7	7
27	7	7	6
28	8	7	6


29	8	6	6
30	9	8	7
31	8	7	5
32	6	6	5
33	8	6	5
34	6	5	7
35	7	6	6
	$\frac{270}{35} = 7,7$	$\frac{249}{35} = 7$	$\frac{232}{35} = 6,6$



NOUN

No.	Pre-test	Post-test	Percentage (%)
1	3	7	133
2	3	8	167
3	4	9	125
4	4	6	50
5	3	8	167
6	2	6	200
7	1	6	500
8	3	9	200
9	4	8	100
10	4	9	125
11	5	8	60
12	5	9	80
13	4	6	50
14	6	7	17
15	3	8	167
16	4	8	100
17	6	8	33
18	5	9	80
19	6	8	33
20	5	7	40
21	5	7	40
22	6	9	50
23	4	9	125
24	5	8	60
25	6	8	33
26	4	8	100
27	3	7	133
28	4	8	100


29	4	8	100
30	5	9	80
31	3	8	167
32	4	6	50
33	5	8	60
34	5	6	20
35	4	7	75
Σ	$X_1 \frac{147}{35} = 4,2$	$X_2 \frac{249}{35} = 7,7$	$\frac{2.905}{35} = 83\%$



VERB

No.	Pre-test	Post-test	Percentage (%)
1	4	9	125
2	2	9	350
3	4	8	100
4	3	7	133
5	2	8	300
6	3	9	200
7	1	7	600
8	2	8	300
9	3	6	100
10	3	6	100
11	4	5	25
12	5	6	20
13	6	7	17
14	5	7	40
15	5	8	60
16	3	9	200
17	5	8	60
18	4	6	50
19	4	6	50
20	4	8	100
21	6	8	33
22	4	6	50
23	4	8	100
24	4	9	125
25	5	6	20
26	3	7	133
27	5	7	40
28	4	7	75

29	4	6	50
30	3	8	167
31	3	7	133
32	3	6	100
33	4	6	50
34	4	5	25
35	4	6	50
Σ	$\frac{132}{35} = 3,8$	$\frac{249}{35} = 7$	$\frac{2.947}{35} = 84,2\%$



ADJECTIVE

No.	Pre-test	Post-test	Percentage (%)
1	3	8	167
2	2	5	150
3	2	8	300
4	4	7	75
5	2	8	300
6	1	6	500
7	2	8	300
8	3	6	100
9	3	7	133
10	4	6	50
11	3	5	67
12	2	7	250
13	5	7	40
14	6	8	33
15	4	6	50
16	4	7	75
17	5	6	20
18	4	8	100
19	5	7	40
20	4	7	75
21	4	6	50
22	3	7	133
23	4	8	100
24	4	8	100
25	3	6	100
26	3	7	133
27	4	6	50
28	4	6	50

29	3	6	100
30	4	7	75
31	2	5	150
32	3	5	67
33	4	5	25
34	3	7	133
35	3	6	100
Σ	$\frac{119}{35} = 3,4$	$\frac{232}{35} = 6,6$	$\frac{2.580}{35} = 94\%$





UNIVERSITAS ISLAM NEGERI
ALAUDDIN
M A K A S S A R