

**A STUDY ON STUDENTS' ENGLISH ACHIEVEMENT  
AT MULTI PRIMA COLLEGE (MPC)  
MAKASSAR**



**A Thesis**

**Submitted in Partial Fulfillment of the Requirements for the Degree of  
Sarjana Pendidikan in English Education Department of  
Tarbiyah and Teaching Science Faculty of  
UIN Alauddin Makassar**

UNIVERSITAS ISLAM NEGERI  
**ALAUDDIN**  
M A K A S S A R

**BY**

**NURDIN SYARIF**

**Reg. Number: T0400104075**

**ENGLISH EDUCATION DEPARTMENT  
TARBIYAH AND TEACHING SCIENCE FACULTY  
ALAUDDIN STATE ISLAMIC UNIVERSITY MAKASSAR  
2010**

## **PERNYATAAN KEASLIAN SKRIPSI**

Dengan penuh kesadaran, penulis yang bertanda tangan di bawah ini menyatakan bahwa skripsi ini benar-benar hasil karya penyusunan sendiri. Jika di kemudian hari skripsi ini terbukti merupakan duplikat, tiruan, plagiat dan atau dibuat orang lain secara keseluruhan atau sebagian, maka skripsi dan gelar yang diperoleh karenanya dinyatakan batal demi hukum.

Makassar, November 2009

Penyusun,

**Nurdin Syarif**



UNIVERSITAS ISLAM NEGERI  
**ALAUDDIN**  
M A K A S S A R

## **PENGESAHAN SKRIPSI**

Skripsi yang berjudul **“STUDY ON STUDENTS’ ENGLISH ACHIEVEMENT AT MULTI PRIMA COLLEGE (MPC) MAKASSAR”** yang disusun oleh saudara: Nurdin Syarif, Nim: T0400104075, mahasiswa jurusan Pendidikan Bahasa Inggris pada fakultas Tarbiyah UIN Alauddin Makassar, telah diuji dan dipertahankan.



## ACKNOWLEDGEMENT

*Bismillahirrahmanirrahim*

Alhamdulillahilahi rabbil alamin the writer thanks to Allah SWT, the Almighty God, for His Mercy, blessing and opportunity given to him so that he was able to finish writing his thesis. Shalawat and salam to our prophet Muhammad SAW for his guidance, There were some handicaps and problems that he encountered from the beginning to the end of writing this thesis, owing to help and invaluable suggestion from numerous people, he could complete this thesis, so he has to express his deepest indebtedness to the following person:

1. The writer's beloved parents St. Arifah and Syamsul Syarifuddin, and beloved grandmother St. Patimasang M for their continuous pray to the Almighty God, love, soul, motivate, and advice so he can finish his thesis. Thanks for everything, for them this thesis is dedicated.
2. Prof.DR.H.Azhar Arsyad, MA, The Rector of Islamic State University of Alauddin Makassar for his advice during her studied at the University.
3. Prof.DR.H.Muh.Natsir Mahmud, MA, The Dean of Tarbiyah Faculty for his advice and motivation.
4. Dra.Djuwairiah Ahmad, M.Pd., M. TESOL and Dra. Kamsinah M. Pd., the Chief and the Secretary of English Education Department for advice and motivation.
5. The writer thanks for the guidance and correction to this writing; deeply thanks are expressed to some people, especially to Dra.Djuwairiah Ahmad,

M.Pd., M. TESOL as the first-consultant and Dra. Kamsinah M. Pd. as the second consultant who always give advice and guidance.

6. Sudirman Syahrir S. Si. as the General Manager of Multi Prima College (MPC) Makassar, and all his staff for their help during the writer's research.
7. Special thanks for k' Kokom who is always ready to provide all sources of the writer's need during the research.
8. All the lecturers and the staff of Tarbiyah and Teaching Faculty of UIN Alauddin Makassar for their guidance and services during his study.
9. All people who help him and those whom the writer cannot mention one by one.

Finally, the writer is sure that this thesis is still far from being perfect so that the writer sincerely appreciates the constructive criticism from the reader.

Wassalam

The Writer

UNIVERSITAS ISLAM NEGERI  
**ALAUDDIN**  
M A K A S S A R  
**NURDIN SYARIF**  
**Reg.T0400104075**

## TABLE OF CONTENTS

	Page
TITLE PAGE .....	1
PERNYATAAN KEASLIAN SKRIPSI.....	ii
HALAMAN PERSETUJUAN PEMBIMBING .....	iii
PENGESAHAN SKRIPSI .....	iv
ACKNOWLEDGEMENT .....	v
TABLE OF CONTENTS .....	vii
LIST OF TABLES .....	ix
ABSTRACT.....	x
<b>CHAPTER I INTRODUCTION.....</b>	<b>1</b>
A. Background.....	1
B. Problem Statements.....	3
C. Objective of the Research .....	4
D. Significance of the Research .....	4
E. Scope of the Research .....	4
F. Operational Definition.....	5
<b>CHAPTER II REVIEW OF RELATED LITERATURE .....</b>	<b>6</b>
A. Some Definition of Learning and Achievement .....	6
B. The Inhibiting factors.....	8
C. Brief Description of MPC Makassar.....	20

<b>CHAPTER III METHODOLOGY OF THE RESEARCH .....</b>	<b>21</b>
A. Method of the Research .....	21
B. Population and Sample .....	21
C. Instrument of the Research. ....	22
D. Procedure of Data Collection .....	23
E. Technique Of Data Analysis .....	23
<b>CHAPTER IV FINDINGS AND DISCUSSIONS .....</b>	<b>25</b>
A. Findings.....	25
B. Discussion .....	43
<b>CHAPTER V CONCLUSION AND SUGGESTION .....</b>	<b>46</b>
A. Conclusion .....	46
B. Suggestion.....	47
<b>BILBIOGRAPHY .....</b>	<b>48</b>
<b>APPENDIX</b>	

## LIST OF TABLE

Table 1	Statistics of students' English achievement at Social Department.....	26
Table 2	The distribution frequency and percentage of the students' score at Social Department.....	26
Table 3	Statistics of students' English achievement at Science Department .....	27
Table 4	The distribution frequency and percentage of the students' score at Science Department .....	28
Table 5	The systematization of English teacher in presenting material	29
Table 6	The students response to English material presented by teacher.	30
Table 7	The students response to the disciplinary of English teacher	30
Table 8	The students response to the way English teacher present the material(interactive/communicative) .....	31
Table 9	The students response to motivation given by the English teacher .....	32
Table 10	The students response to method applied by the English teacher .....	32
Table 11	The students response to additional learning given by the English teacher .....	33
Table 12	The students response to teaching media used by the English teacher	33



Table 13	The students response to preface language given by the English teacher .....	34
Table14	The students response to method applied by English teacher ....	35
Table15	The students response to additional test out of schedule given by the English teacher .....	35
Table16	The students response to their coming late .....	36
Table17	The students' attention to teacher's explanation .....	36
Table18	The frequency of students' asking if there is material that they do not know .....	37
Table19	The frequency of students' interest to the way teacher explain the material .....	37

## ABSTRACT

**Topic** : Study on Students' English Achievement at Multi Prima College (MPC) Makassar  
**Researcher** : Nurdin Syarif  
**Consultant I** : Dra.Djuwairiah Ahmad, M.Pd., M.TESOL  
**Consultant II** : Dra. Kamsinah M. Pd.I

---

---

This thesis presented the Study on Students' English Achievement at Multi Prima College (MPC) Makassar. This thesis aimed at finding out the students' English achievement at Multi Prima College (MPC) Makassar.

The problem statements of this research were: (1)What is the students' English achievement at Multi Prima College (MPC) Makassar? (2)What are the inhibiting factors faced by the students during their learning at Multi Prima College (MPC) Makassar? (3)What are the strategies applied by the teachers in teaching English at Multi Prima College?

To answer those questions, the writer applied descriptive qualitative method. The research population was the third year students of Senior High School at Multi Prima College (MPC) Makassar in the 2009-2010 academic year. The sample was twenty five (25) students at Science Department and twenty five (25) students at Social Department by using total sampling technique. The instrument of the research used were test, questionnaire, interview, and observation. The test was used to obtain data about the students' English achievement at Multi Prima College (MPC) Makassar.

The result of the study indicated that (1) the students' English achievement at Multi Prima College (MPC) Makassar is at "poor" category. It was proven by the average score of the student's rehearsal test at Social Department is of 4.20. And the average score of the student's rehearsal test students at Science Department is also at score of 4.12. Both of them the same poor qualities in English subject taught at Multi Prima College (MPC) Makassar, (2) the inhibiting factors faced by students at Multi Prima College (MPC) Makassar are mostly coming from the teachers themselves, (3) strategies applied by English teachers in increasing students' achievement covered three phases (pre-teaching, whilst teaching, and post teaching activities).

# CHAPTER I

## INTRODUCTION

This chapter deals with research background, problem statement, objective of the research, significance of the research, scope of the research and definition of operational terms.

### **A. Background**

Oftentimes we listen to radio, watch television, and even look at advertisement written in English. Websites, information of job vacancies, as well as email address, are all in English. It is a fact that English in this globalization era is truly respected and extremely needed throughout the world. To satisfy this need, many schools, for instance; in Indonesia, try to provide students with advance learning. But it is as if it ends in failure.

Go to any school in our country, peek into it, then you will see the same picture. The schooling systems do not teach us how to win, but we are taught that we are quite stupid (Konopasek, 2001: 10). The students then are in their effort to quest for another institution outside the school. The institution where they can feel free to study, the place in which they enjoy their learning and are able to get meaningful learning. Nowadays, the institution the most widely search for is Intensive Course.

It is not only looked for by Senior High School students but also by Junior High School students, especially by the students at the last semester. Because they are concentrating on getting success in the national exam. In

Indonesia, particularly in Makassar, there are at least 7 Intensive Courses in Makassar competing each other. One of them is Multi Prima College (MPC).

MPC provides the students with :

- a. High class facilities and secure environment. It is offered due to students interest in teaching and learning process. Good environmental study will enable students' brain to develop well. (Rahmat, 2005: 33).
- b. Attractive, humorous, and friendly teachers. Almost all the students like the teachers who are friendly and are able to entertain the students. The friendliness which the teachers have will encourage the students to ask or share with the tutors whenever and whatever they want to share.
- c. Teaching method. MPC applies quantum learning for its students. Students can also listen to the music while they are studying.
- d. Well evaluated learning system. The learning system is evaluated by involving computerisation system. It can enable those teachers to analyze the students' weaknesses.
- e. Almost all of the materials are practically presented by the teachers. They do not teach any basic concept. Even they just teach how to answer those questions quickly and correctly without understanding the text thoroughly. They also teach the students by using high speed english formula which nobody knows where it is from. (Sudrajat, 2008: 3).

f. High class teachers. Teacher plays vital roles in education system. Nomatter how well is our educational system, it will have no effect if the teacher is at low quality. (Muchtaridi, 2004: 2).

Since MPC is built, it always produces students who succeed either in the national exam or in the university entrance test. MPC helps its students gain entry to their favorite universities such as; UGM, UI, ITB, ITS, UNHAS, and UNM. MPC also makes its students succeed in International Junior Science Olimpic (IJSO). Those are the main purposes of Multi Prima College. As we know that to

Enter those universities, there are at least seven subjects tested (depend on their choosen departement). They are; Math, English, Bahasa, Science, Chemist, and Physics. The prospective students are acclaimed that they pass the test as they are able to reach the passing grade in their chosen departement. And this can be gained by the accumulation of the whole score from those subjects tested. The researcher, therefore, would like to conduct study on student's English achievement at Multi Prima College. In this case, the researcher will know, is their English adequate enough to make them pass the test or else?

## **B. Problem Statements**

Based on the previous statement, the writer focuses this study on the following question:

1. What is the students' English achievement at Multi Prima College?
2. What are the inhibiting factors faced by the students during their learning at Multi Prima College?

3. What are the strategies applied by the teachers in teaching English at Multi Prima College?

### **C. Objective of the Research**

This research aims at (1) finding the students' English achievement at Senior High School at Multi Prima College, (2) the inhibiting factors faced by the students during their learning at Multi Prima College, (3) strategies applied by the teachers in teaching English at Multi Prima College.

### **D. Significance of the Research**

The outcome of the study is expected to be meaningful and helpful information for the English teachers in general and for the English teachers at Multi Prima College in particular, in order to improve the quality of teaching English as well as input for management and English teachers teaching at Multi Prima College Makassar so that the teaching and learning process at Multi Prima College will be more handled and adjusted well.

### **E. Scope of the Research**

The scope of the research is restricted to know the students' English achievement, particularly, the third year students of Senior High School at Multi Prima College Makassar. The reason of why the researcher intends to study the English achievement at the third year students is because the success of the third year students becomes the most valid measurement of students achievement at Multi Prima College Makassar.

## **F. Defenition of Terms**

To avoid misunderstanding, the writer would like to give some defenition in terms of the title.

Study : A thorough enquiry into particular subject, especially including a piece of writing on it. (Oxford, 1998: 9)

Achievement : Something succesfully finished or gain, especially through skill and hardwork.

Multi Prima College : A company under Multi Niaga Group focusing on offering help for students, either to pass the National exam or to succeed to gain entry to their favorite universities through University Entrance Test . It is exactly located on Alauddin Street.



## **CHAPTER II**

### **REVIEW OF RELATED LITERATURES**

This chapter reviews some literatures on the issues of student's achievement. The review begins with some research findings on student's achievement followed by some definition of learning and achievement. Included in this chapter is things affecting student's achievement.

#### **A. Some Definition of Learning and Achievement**

There are at least three (3) different points of view mentioned by educational experts.

##### 1. Definition of learning

- a) According to Abdurrahman, learning is individual interaction leading to changes towards the way people to behave and to act (Abdurrahman, 1999: 98-99).
- b) While Soejanto said that learning is reorganizing experience, by means, during lifetime human being adapt several from many selected experiences to draw and reorganize the previous experience (Soejanto, 1991: 19).
- c) Slameto added in detail that learning is a process of how one self could get changes on the whole behavior as experience in making interaction with the environment (Slameto, 1995: 2).

Learning as used here, refers to concerted activity that increases the capacity and willingness of individuals, groups, organizations and communities to acquire and



productively apply new knowledge and skills, to grow and mature and to adapt successfully to changes and challenges. Such learning empowers individuals and organizations to make wise choices, solve problems and break new ground. In particular, it is sustainable, it is a lifelong, renewable process for people and for the institutions that serves people. Learning certainly includes academic studies and occupational training through high school and beyond. But it also encompasses the physical, cognitive, emotional and social development of children in the earliest years of their lives. It includes the capacity of organizations to anticipate and adapt to evolving values, technologies, performance standards and constituent expectations. And it includes the capacity of geographic communities and communities of common interest to respond with understanding and initiative to broad changes that represent threats or opportunities.

## 2. Definition of achievement

- a) Syaiful Bahri Djamarah stated that achievement is outcome of activity which has been done, created, or shaped, either individually or in group (Djamarah, 1994: 19-20).
- b) M. Chobib Thoha argued, the ability of how the students move from stupidity to cleverness, from not knowing how to knowing how is called achievement (Thoha, 1994: 87).
- c) According to Adi Negoro (1980), achievement is everything we do successfully then it reveals the proficiency of one nation. Whereas Purwadarminto stated, achievement is the outcome of something we achieve.

Therefore, the writer concluded that achievement is any kind of effort reached by human being with satisfying outcomes.

From those points of view, the writer concludes that students' achievement is the result of learning process which is not previously possessed and marked with behavioral development and changes on oneself. This achievement can be in the form of mark or test result. It is synchronized with the words of Purwadarminto (1987: 767) which confirmed that students achievement is the maximum result that the students can achieve based on their ability when they do certain process of learning. Travers (1970: 447) stated that achievement is the result of what an individual has learned from some educational experiences. Additionally, De Cecco & Crawford in Anderson (1984) stated that achievement is the expectancy of finding satisfaction in mastering challenging and difficult performances. Furthermore, Tinambunan (1988: 149) defined achievement as the student's grasp of some body of knowledge or proficiency in certain skills.

## **B. The Inhibiting Factors**

Explaining the factors affecting students achievement in various lessons has become a subject that interests a great number of researchers. Studies of this kind are carried out intensively in the field of language. Yucel (2007:712) said that the reason for this is that studies have established that student achievement in the field of language is low.

According to Abu Ahmadi, achievement gained by a student is outcomes from various affected factors which come from within (internal) or outside himself

(external) (Ahmadi, 1991: 130). They cover each other. If one of them disappeared or lost, imbalance will arise. For example; if the students feel hurt, broken-hearted, disappointed or being in conflict with their parents, they will feel that their spirit is in decrease (Dalyono, 1997: 55).

What are the factors that affect student learning? Some obvious answers come to mind: Teacher quality, classroom resources, instructional leadership at the school site (Larry Aceves, 2002: 1). But even when those factors are in place, some kids still don't learn. Why? Sometimes what is lacking is an unwavering commitment that all children can learn. Sometimes what is lacking is a "no excuses" attitude. Perhaps those students have never been taught the skills needed to be able to learn effectively. So, what factors affect student learning?

There are virtually many factors involving as the teachers want to get the desired result in shaping students' achievement. These can be divided into two (2) parts, they are: (1) Internal factor and (2) External factor. Factors which come from within is called internal factor, whereas factors coming from outside is called external factor.

It is a must that someone who does an activity or more must have something that can influence that work, either that influence can encourage one's to develop or even hinder the progress. In learning process, there must be many troubles faced by the students. According to Baitul Alim (2009), many factors take part into a learning achievement. Parents should know what factors can influence the study achievement

of their children so that they are aware of the cause and the supporting things for their children. Below are the factors that parents or teachers need to give more focus:

### **1. Internal Factor**

Internal factor is a factor lies within the student's self. It can be divided into four (4) categories. Such as intelligence, interest, physical and psychological condition and motivation. The writer will explain them further as follows:

#### **a. Intelligence factor**

There are probably as many definitions of intelligence as there are experts who study it. Simply put, however, intelligence is the ability to learn about, learn from, understand, and interact with one's environment . Bainbridge (2009:1) explains that this general ability consists of a number of specific abilities, which include these specific abilities:

- Capacity for knowledge and the ability to acquire it
- Capacity for reason and abstract thought
- Ability to comprehend relationships
- Ability to evaluate and judge
- Capacity for original and productive thought

Kartono (1995) gives more detail that intelligence is one of important aspects of human life. Intelligence in a narrow terms means the ability to achieve goal in teaching and learning process. This intelligence holds a vital role for students' learning achievement. That is the reason why the teacher has to pay a

great deal of attention for students, especially the students who study language or math.

Intelligence could also be defined as ability and adaptability to a new environment or to changes in the current environment. This ability is highly determined by lower or higher of one's intelligence. This intelligence also depends on students' psychological development. Oftentimes, the development marked by different progress among students. That is why the students with certain level of age will be more in progress than others. The intelligence, therefore, is something could not be ignored in teaching and learning process.

Looking at those arguments above, it is clear that intelligence also takes part in human learning, particularly for students.

b. Students' interest

There are different types of interest, some of which may be more important for knowledge acquisition. For example, Hidi in DeMarie (1990) differentiated personal, individual interest from situational interest. Whereas personal, individual interest takes a longer time to develop and affects a person's knowledge and values over time, situational interest appears more suddenly and as a result of something in the environment. Situational interest is thought to have only short-term impact, whereas personal interest is believed to fuel one's pursuit of knowledge toward the development of expertise. The writer, in this matter, will not explain further about situational interest nor personal interest. Whether

or not students are interested in their major is not a moot point because interest plays an important role in the acquisition of knowledge.

Furthermore, Kartono (1995:1) defined interest as a sense of concern with and curiosity about someone or something; "an interest in music". If that interest is provided chances to develop or to improve, it will be a real power for students. Additionally, Syah Muhibbin (1999) stated, interest could be defined as the ability to work and perform one job without taking previous training. Interest also is the tendency of oneself to certain subject.

From the two different points of view, we can conclude that the growth of a certain expertise appears from the interest that students have. In teaching and learning process, especially digging for skills, interest has a high position in determining one's achievement. The teacher or parents could destroy their children's future if they force them to study something which they have no interest about what they will learn. Try to imagine, if one student has no interest in his learning process, no matter how hard he tries, it will be a sheer nonsense. That is why the students who learn without interest, will be hindered in their progress.

#### c. Physical and psychological condition

Physical and psychological condition could have influence on student's teaching and learning process. A healthy and strong psychological circumstance will give more advantage leading to students' achievement. On the contrary, if the students have a bad psychological or poor physical condition, it could be

assured that they will not get a good achievement, even they will be left far behind their friends.

#### d. Motivation

Infants and young children appear to be propelled by curiosity, driven by an intense need to explore, interact with, and make sense of their environment. As one author puts it, "Rarely does one hear parents complain that their preschooler is 'unmotivated' " (Raffini, 1993: 286).

Unfortunately, as children grow, their passion for learning frequently seems to shrink. Learning often becomes associated with drudgery instead of delight. A large number of students, more than one in four, leave school before graduating. Many more are physically present in the classroom but largely mentally absent; they fail to invest themselves fully in the experience of learning.

#### **What Is Student Motivation?**

Student motivation naturally has to do with students' desire to participate in the learning process. But it also concerns the reasons or goals that underlie their involvement or noninvolvement in academic activities (Kidsource, 2000: 1). Although students may be equally motivated to perform a task, the sources of their motivation may differ.

A student who is intrinsically motivated undertakes an activity "for its own sake, for the enjoyment it provides, the learning it permits, or the feelings of accomplishment it evokes" (Lepper, 1988: 289-309. ). An extrinsically motivated

student performs "in order to obtain some reward or avoid some punishment external to the activity itself," such as grades, stickers, or teacher approval.

The term motivation to learn has a slightly different meaning. It is defined by one author as "the meaningfulness, value, and benefits of academic tasks to the learner--regardless of whether or not they are intrinsically interesting" (Hermine Marshall, 1987: 125). Another note that motivation to learn is characterized by long-term, quality involvement in learning and commitment to the process of learning (Carole Ames, 1990: 255).

Nasution (1995:73) stated that motivation is everything encourages us to do something. While Sardiman (1992:77) said, the power to encourage students to move or want to do something is called motivation.

Motivation in learning process is including the most decisive factor due to its encouragement to students to join learning. All matters concerned about motivation in teaching and learning process is about how to improve the motivation itself. A student can fall into failure if they do not have it.

In giving motivation, teachers should do their best as hard as they could to lead the students attention, in order to achieve the desired result. Through this motivation, initiative which lies within students' self will empower their thought and then realize the reason why they have to study.

## **2. Eksternal Factor**

Eksternal factor is a factor which comes and influences the students achievement. According to Slameto, there are three (3) main points of external



factor that can influence student's achievement, they are; familial background, schooling system and environment/ society. (Slameto, 1995: 60).

a. *Familial background*

Parents have a wide range of function. One is taking care of their son and daughter. In taking care of their children, there might be culture involved. Besides, parents have certain character to take care, to lead, and to show them the right path or the right direction. This character is reflected in the way the parents take care of their children.

The importance of family is very clear in the student's study. Family encouragement and expectations influenced the achievement can students in this study. Parents' talked extensively to their children about doing well in school and stressed that a good education leads to a good professional career. Parents' modeled this behavior for their children by remaining involved in their child's education.

Parents were involved in their children's education in three ways: First, parents created a home environment that was conducive to studying. Second, parents communicated the importance of getting an education. Third, parents were involved in school (Braxton, 1999: 5).

b. *Schooling system*

Schooling system, in this case, is teacher. Teacher holds direct control on students' progress, either physically or psychologically. Besides, teacher plays many and varied role, such as conducting teaching and learning process, training,

researching, developing teaching skill and technique. The environment of school creates and shapes the students' mindset. That is the reason why the teacher has a great influence in educating students. If the students achieve their own success and have a far better behavior when they come back into the society, it means that the teacher has succeeded in educating the students. But if not, it can be said that the teacher is in failure. The schooling environment is a place where teacher, student, and the whole element of school gather around. It is the place where the teacher and students hang with together. The teacher has to create a comfortable, enjoyable and meaningful learning, so that the students will find their own ability.

The Educational Testing Service (ETS) released a report last month detailing more than a dozen factors related to student achievement (Hammer, 2003; 2 ). The report explores the factors affecting students in three core categories: early development, school environment and the home. In the early development area, factors affecting future student achievement include weight at birth, exposure to lead poisoning, nutrition and hunger. In the school environment area, the factors include teacher preparation and experience, and the rigor of the school curriculum. Other factors include the level of technology in the classroom, class size and school safety.

The home environment is as important as what goes on in the school, the report says. Important factors include parental involvement in their children's education, how much parents read to young children, how much TV children are

allowed to watch and how often students change schools. The report shows that minority and poor students disproportionately face conditions that hinder their achievement, relative to majority students, from birth through their completion of school. "Inequality is like an unwanted guest who comes early and stays late," the report says. A more effective education policy would seek to affect each one of the factors outlined in the report, it says.

In the conclusion of the report, the study's author takes several thinly veiled swipes at the No Child Left Behind Act and the school reform movement. Barton writes that education policy must go beyond establishing standards for curriculum, achievement levels and measures of accountability.

"Denying the role of these outside happenings--or the impact of a student's home circumstances--will not help to endow teachers and schools with the capacity to reduce achievement gaps," the report's conclusion says. "Also, insistence that it can all be done in the school may be taken to provide excuses for public policy, ignoring what is necessary to prevent learning gaps from opening."

c. *Student's Environment*

Out-of-school time programs can provide valuable supports to the positive development of children and youth. These programs can help cultivate social and emotional skills, and further students' academic achievements. Furthermore, the safe environment provided by out-of-school time programs can offer children and youth, especially those living in disadvantaged urban areas, a

welcome retreat from the streets and a place to be with friends. Analyzing report data from the 2003 National Survey of Children's Health (NSCH), Child Trends estimated that ten percent of teens in higher-income families do not participate in any activities, compared with 30 percent of teens in families living below 200 percent of the federal poverty line. Most Youth Roundtable participants implied that they have experienced financial problems, which could decrease the chances that they will participate in programs, as could "hood beats" and other safety concerns. However, youth in situations and environments similar to those experienced by the Roundtable participants might benefit the most from out-of-school time programs in that they provide stable environments in which young people can meet, grow, and interact with each other.

Overall, Youth Roundtable participants mentioned numerous and varied reasons why youth do not get involved and eagerly shared their thoughts on how program providers can increase and maintain participation. For example, using peer recruiters, involving parents, offering activities for a variety of interests, and hiring competent, respectful staff are all ways to increase program recruitment, participation, and retention. While many at the Roundtable expressed frustrations with available programs, all of the participants voiced a clear desire to be involved in out-of-school time programs and requested that more opportunities be made available to them.

Although a child's teacher and school may be fantastic, according to an article published by Education Week, a new research report published by David

C. Berliner, a professor of educational leadership and policy studies at Arizona State University, insists that may not be enough. Attention must be turned outside of the school walls, toward a child's social and political environment (Berliner, 2003: 3). Berliner's research shows evidence of seven factors influencing a student's educational success and also inequality among children:

1. Prenatal care
2. Health care
3. Food insecurity ( i.e. not having adequate meals and nutrition)
4. Environmental pollutants (i.e. smoke, noise, etc.)
5. Family stress ( i.e. parent losing a job or parents constantly in conflict)
6. Neighborhood characteristics (i.e. violence & crime)
7. Extended learning opportunities (i.e. preschool or summer programs)

**What is the solution?** One solution suggests a "broader, bolder approach to education," rather than the narrow emphasis on student achievement embodied in efforts such as the federal No Child Left Behind Act. The research report offers some recommendations for policy-makers, such as: "high-quality preschools for all children, summer programs for disadvantaged children, and universal, free medical care."

### **C. Brief Description of Multi Prima College (MPC) Makassar**

Multi Prima College (MPC) Makassar is located in Alauddin Street No. 212 South Sulawesi. It has eight (8) branches; Tamalanrea, Borong, Maros, Pare-Pare, Pinrang, Palopo, Bone, and Kendari. Its head office is located in Alauddin. Multi Prima College is a non formal education to help students pass National Exmination (UN) and University Entrance Test (SPMB). It was built on April 20, 2004 in Makassar.

Formerly, its amount of students is about 102. But, in academic year of 2008 the total students of MPC is 3.868, an amazing achievement of a newly built Intensive Course.

This great achievement could not be separated from hard working people at Multi Prima College. Its highly learned and qualified teacher, relevance of material with curriculum taught at school, very updated information, and its excellent services attract the prospective students in South Sulawesi to join.

It just takes about two minutes by public transport to get there from UIN Alauddin. (Nurdin Syarif, 2009)

## **CHAPTER III**

### **METHODOLOGY OF THE RESARCH**

This chapter deals with research method that consists of research design, population and sample, variables, instruments, data collection procedures, and data analysis techniques.

#### **A. Research Design**

This research applied descriptive qualitative research design. Descriptive qualitative analysis is an analysis towards the data through observation without using numbers (Faisal, 2005: 153). By means, it is undertaken by interpreting the data into words and we make it relevant with supporting theory due to its data cannot be presented by using numbers.

#### **B. Population and Sample**

##### a) Population

Population is object of the study from which we collect data (Subagyo, 1991: 23). Nana sudjana said that population is a group of people or things where the researcher can obtain information and data (Sudjana, 1989: 84).

The population of this research was the third year students of Senior High School at Multi Prima College in the academic year of 2009 – 2010. The total population was 205. They are located in BTP, and Alauddin where its head office addressed in Alauddin.

## b) Sample

Sample is a portion of the whole population that will be studied (Arikunto, 1992: 104). Because the population was too large, the researcher used random sampling technique. It means that the researcher took two (2) classes. One class at social department (25 students) and one class at science department (25 students). Thus, the total sample was 50 students.

## C. Instrument of the Research

Instrument of the research is something that we use in describing data to measure a social phenomena (Sugyono, 2000: 84). In this research, the writer used four instruments. They are:

- a. Test. The researcher provided the test to the students to measure their English ability. Particular in this matter, the ability that was tested is about what they are going to get in their national exam, except listening. The test given was based on standardized competence established by Minister of Education and is consisted of 35 questions. This test was given to 25 students at each Science and Social department.
- b. Questionnaire. This contains list of questions that was given to students to know the problems they face during they study English at Multi Prima College (MPC) Makassar.
- c. Interview. It is another means of method in collecting data and is generally used to study social matters (Tiro, 1999: 103). In this case, those information we need is directly taken from the informan. The researcher had interviewed



the English teachers who teach or handle the class concerning about their teaching method.

- d. Observation. The purpose of this instrument is to make sure the result of interview. By means, to identify whether the strategies applied by teachers suit what they had expressed during the interview session.

#### **D. Procedure of Collecting Data**

In collecting the data from the participants, the researcher used these following procedures:

Step one: The researcher distributed the test to two classes (students at Science and Social Department).

Step two: The researcher distributed questionnaires to both students at social department and science department.

Step three: The researcher invited the English teachers handling a certain class to walk in interview.

Step four : The researcher came to class to observe each English teacher when teaching.

#### **E. Technique of Analyzing Data**

In analyzing the data that collected, the researcher used this following procedure:

1. Classifying the students' score which falls into seven classification:
  - a. 9.6 to 10.0 is classified as excellent
  - b. 8.6 to 9.5 is classified as very good

- c. 7.6 to 8.5 is classified as good
- d. 6.6 to 7.5 is classified as fairly good
- e. 5.6 to 6.5 is classified as fair
- f. 3.6 to 5.5 is classified as poor
- g. 0 to 3.5 is classified as very poor (Depdikbud in Taufik, 1997)

2. Scoring the students' answer by using formula:

$$\text{Score} = \frac{\text{students' correct answer}}{\text{The maximum score}} \times 10$$

3. To know the mean score of all students, the researcher gave the formula:

$$X = \frac{\Sigma X}{N}$$

Where: X : Mean score

$\Sigma X$  : Total of row score

N : The total number of subject (Sudjono, 2003; 77)

4. After collecting the data from questionnaire, the researcher then calculated the percentage of the students' score by using this following formula:

$$P = \frac{F}{N} \times 100\%$$

Notation:

P = percentage

F = frequency

N = the total number of students (Gay, 1981)

## **CHAPTER IV**

### **FINDINGS AND DISCUSSIONS**

This chapter presents the findings and the discussion of the research. The findings consist of the data obtained through analyzing the students score, questionnaires, interview, and observation.

#### **A. The Findings**

The finding reported in this section was based on the analysis of the data collected. The finding was organized into one kind by referring to the research question formulated in the previous chapter, they are :(1) What is the students' English achievement at Multi Prima College? (2) What are the inhibiting factors faced by the students during their learning at Multi Prima College?(3) What are the strategies applied by the teachers in teaching English at Multi Prima College?

Three questions above were formulated to find out the students' achievement in English at Multi Prima College (MPC) Makassar. The result of the data was classified from poor until excellent classification. The further interpretation of the findings is given below:

#### **1. The students' English achievement**

The students' English achievement at Multi Prima College (MPC) Makassar at two departments is presented in the table below. The students score is analyzed by using SPSS program:

**Table 1****Statistics of student's English achievement at Social Departement**

<b>Statistics</b>	<b>Score Statistics</b>
Sample	25
Maximum Score	6.00
Minimum Score	2.00
Mean score	4.20
Range	4.00
Median	4.00
Standar Deviasi	1.05
Varians	1.10

The tabel above shows that the students' mean score in English lesson is of 4.2 from its ideal score of 100 with standard deviation 1.05. The distribution of respondents' score with the highest score is at 6.00 and the lowest score is at 2.00.

**Table 2**

**The distribution frequency and percentage of  
the students' score at Social Department**

<b>No</b>	<b>Achievement Categories</b>	<b>Score</b>	<b>Frequency</b>	<b>Percentage</b>
1	Excellent	9.6 – 10	-	-
2	Very Good	8.6 – 9.5	-	-
3	Good	7.6 – 8.5	-	-
4	Fairly Good	6.6 – 7.5	-	-
5	Fair	5.6 – 6.5	3	12%
6	Poor	3.6 – 5.5	15	60%
7	Very Poor	0 – 3.5	7	28%
	<b>Total</b>		<b>25</b>	<b>100%</b>

The description in the table 2 above indicates that none of the students at Multi Prima College (MPC) Makassar got an excellent, very good, or even good grade. The students at the Social department who got a fair grade is about 12% (3 students), while students with poor is approximately 60% (15 students). As high as 28% (7 students) with very poor grade.

**Table 3**  
**Statistics of student's English achievement at Science Departement**

Statistics	Score Statistics
Sample	25
Maximum Score	7.42
Minimum Score	1.71
Mean score	4.12
Range	5.71
Median	4.28
Standar Deviasi	1.23
Varians	1.52

The Tabel above shows that the students' mean score at Science in English lesson is of 4.12 from its ideal score of 100 with standard deviation 1.23. The distribution of respondents' score with the highest score is at 7.42 and the lowest score is at 1.71.

**Table 4**  
**The distribution frequency and percentage of**  
**the students' score at Science Department**

No	Achievement Categories	Score	frequency	percentage
1	Excellent	9.6 – 10	-	-
2	Very Good	8.6 – 9.5	-	-
3	Good	7.6 – 8.5	-	-
4	Fairly Good	6.6 – 7.5	1	4%
5	Fair	5.6 – 6.5	2	8%
6	Poor	3.6 – 5.5	14	56%
7	Very Poor	0 – 3.5	8	32%
	<b>Total</b>		<b>25</b>	<b>100%</b>

The table 4 shows that from 25 students, none of the students can be categorized as excellent, very good, or even good. There was only 1 student (4 %) fairly good, 2 students (8%) were in fair classification, 14 students (56%) were in poor classification, and the rest, as many as 8 students (32%) were in very poor classification . Based on the data above it shows that most of students (58%) were in poor classification. It means that the students have the least achievement in their English.

## 2. The Inhibiting Factors Faced by The Students at Multi Prima College (MPC) Makassar

We have discussed in the previous chapter that there are two main factors inhibiting students progress; internal and external factor. Including in internal factor are intelligence, level of interest, motivation, and physical and psychological condition. Whereas background of family, schooling system, and environment are the factors influence students achievement from outside themselves. To discuss more about the inhibiting factors faced by the students at Multi Prima College (MPC) Makassar, the researcher tries to present the result of questionnaires provided to students at Multi Prima College. The researcher arranged the questionnaires based on three aspects; teacher aspect, student aspect, and facilities used at Multi Prima College. There are as many as fifteen (15) questions presented in that questionnaires. Those are had been tabulated in the table.

**Tabel 5**

### The systematization of English teacher in presenting material

No	Option	Frequency	Percentage
A	Often	20	40%
B	Sometimes	28	56%
C	Never	2	4%
<b>Total</b>		<b>50</b>	<b>100%</b>

*Source: questionnaire no. 1*

The chart above describes the responses taken from 50 students stated that only 2 students said that their English teachers never systematic in presenting the material. This reflects that the English teachers at Multi Prima College have a better understanding in presenting the material systematically.

**Tabel 6**

**The students response to English material presented by teacher**

No	Option	Frequency	Percentage
A	Often understood	19	38%
B	Sometimes understood	31	62%
C	Never understood	-	0%
<b>Total</b>		<b>50</b>	<b>100%</b>

*Source: questionnaire no. 2*

From the table above, the writer analyzes that no one of Multi Prima College students are left behind of the material presented.

**Tabel 7**

**The students response to the disciplinary of English teacher**

No	Option	Frequency	Percentage
A	Very discipline	32	64%
B	Less discipline	17	34%
C	Not discipline	1	2%
<b>Total</b>		<b>50</b>	<b>100%</b>

*Source: questionnaire no. 3*

The writer presents, on the table, that the English teachers at Multi Prima College (MPC) Makassar are quite discipline. From 50 respondents as high as 32 students(64%) said that the English teachers at Multi Prima College (MPC)



Makassar are 'very discipline'. While 17 students or about 34% expressed that their English teacher are less discipline. Only 1 student (2%) is in agreement and said that the English teachers are not discipline.

**Tabel 8**

**The students response to the way English teacher present the material(interactive/communicative)**

No	Option	Frequency	Percentage
A	Very interactive	27	54%
B	Less interactive	23	46%
C	Not interactive	-	0%
<b>Total</b>		<b>50</b>	<b>100%</b>

*Source: questionnaire no. 4*

By looking at the table, it means that, the English teachers present the material interactively and communicatively. They apply one of the principle in language teaching.

**Tabel 9**

**The students response to motivation given by the English teacher**

No	Option	Frequency	Percentage
A	Often	15	30%
B	Sometimes	25	50%
C	Never	10	20%
<b>Total</b>		<b>50</b>	<b>100%</b>

*Source: questionnaire no. 5*

Do you want to see how far the English teachers at MPC motivate their students? Just see chart above. Of responses taken from 50 students, as many as 10 students stated that they never have the motivation from their English teacher. It means that not only the material the English teachers have to focus on but also the motivation itself.

**Tabel 10**

**The students response to metode applied by the English teacher**

<b>No</b>	<b>Option</b>	<b>Frequency</b>	<b>Percentage</b>
A	Games	4	8%
B	Role play	-	0%
C	Grouping	25	50%
<b>Total</b>		<b>50</b>	<b>100%</b>

Source: questionnaire no. 6

Based on the result of the questionnaire, the writer presents that the method applied by English teachers at Multi Prima College (MPC) Makassar is 'grouping' method. From 50 respondents as high as 25 students(50%) said that the English teachers at Multi Prima College (MPC) Makassar applied "campur" method. While 4 students or about 8% expressed that they are always given 'games' by their English teacher.

**Tabel 11****The students response to additional learning given by the English teacher**

No	Option	Frequency	Percentage
A	Often	9	18%
B	Sometimes	17	34%
C	Never	24	48%
<b>Total</b>		<b>50</b>	<b>100%</b>

*Source: questionnaire no. 7*

The writer analyzes that it is strange to notice that as many as 24 students stated that the English teachers at Multi Prima College (MPC) Makassar never give them additional learning. In fact, additional learning is highly needed to support their learning at school.

**Tabel 12****The students response to teaching media used by the English teacher**

No	Option	Frequency	Percentage
A	Often	-	0%
B	Sometimes	10	20%
C	Never	40	80%
<b>Total</b>		<b>50</b>	<b>100%</b>

*Source: questionnaire no. 8*

Let's take a quick glance at the table presented! It's amazing that no one of English teachers at Multi Prima College (MPC) Makassar use media for their teaching and learning process. We can see that from 50 respondents, more than a half

or exactly 40 students express their opinion that all of their English teachers ‘never’ use teaching media. We can imagine; how can the students improve their learning without having technology touches. It is a big mistake virtually.

**Tabel 13**

**The students response to preface language given by the English teacher**

No	Option	Frequency	Percentage
A	Often	10	20%
B	Sometimes	32	64%
C	Never	8	16%
<b>Total</b>		<b>50</b>	<b>100%</b>

*Source: questionnaire no. 9*

How can students master English or improve their vocabulary if their English teachers do not familiarize the students with English? The result of the questionnaire explain that as many as 10 students give response that their English teachers ‘often’ use preface language in opening the lesson or making interaction with the students. 32 students or about 64% expressed ‘sometimes’ and the rest about 16% or 8 students said ‘never’.

**Tabel 14****The students response to method applied by English teacher**

<b>No</b>	<b>Option</b>	<b>Frequency</b>	<b>Percentage</b>
A	Often understood	13	26%
B	Sometimes understood	37	74%
C	Never understood	-	0%
<b>Total</b>		<b>50</b>	<b>100%</b>

*Source: questionnaire no. 10*

According to the table above, responses taken from 50 students stated that 13 students said that the material delivered by applying certain method, is 'often understood'. Whereas 37 students or about 74% expressed 'sometimes understood'. In this case, no student said 'never understood'.

**Tabel 15**

**The students response to additional test out of schedule given  
by the English teacher**

<b>No</b>	<b>Option</b>	<b>Frequency</b>	<b>Percentage</b>
A	Often	12	24%
B	Sometimes	28	56%
C	Never	10	20%
<b>Total</b>		<b>50</b>	<b>100%</b>

*Source: questionnaire no. 11*

From the table above, the writer analyzes that about 24% students (12) said 'often'. Whereas 56% students (28) stated that English teachers at Multi Prima College (MPC) Makassar 'sometimes' give them additional test out of schedule and the rest about 20% (10) expressed 'never'.

**Tabel 16**

**The students response to their coming late**

No	Option	Frequency	Percentage
A	Often	11	22%
B	Sometimes	15	30%
C	Never	24	48%
<b>Total</b>		<b>50</b>	<b>100%</b>

*Source: questionnaire no. 12*

Based on the result of the questionnaire, the writer presents that as much as 22% students 'often' come late to classroom. 30% 'sometimes' and the rest of it is 48% students 'never' come late.

**Tabel 17**

**The students' attention to teacher's explanation**

No	Option	Frequency	Percentage
A	Often	24	48%
B	Sometimes	26	52%
C	Never	-	0%
<b>Total</b>		<b>50</b>	<b>100%</b>

*Source: questionnaire no. 13*

Responses taken from 50 students stated that as many as 24 students said that they ‘often’ pay attention to their English teacher. Whereas 26 students or expressed ‘sometimes’. No one of them did not pay attention when their teacher explain the material.

**Tabel 18**  
**The frequency of students’ asking if there is material that they do not know**

No	Option	Frequency	Percentage
A	Often	22	44%
B	Sometimes	27	54%
C	Never	10	2%
<b>Total</b>		<b>50</b>	<b>100%</b>

*Source: questionnaire no. 14*

By looking at the table, as many as 22 (44%) students ‘often’ ask the English teacher if any material they do not know. While 27(54%) students stressed ‘sometimes’, while the rest, 2% students emphasized ‘never’ ask.

**Tabel 19**  
**The frequency of students’ interest to the way teacher explain the material**

No	Option	Frequency	Percentage
A	Like	34	68%
B	Sometimes like	15	30%
C	Dislike	10	2%
<b>Total</b>		<b>50</b>	<b>100%</b>

*Source: questionnaire no. 15*

By paying attention to the table above, students who 'like' the way teacher explain the material is about 68%. There are 30% students 'sometimes like' and the rest, 2% students implied 'dislike' it.

### **3. Strategies Applied by English Teachers at Multi Prima College (MPC) Makassar**

To improve students' achievement, every institution needs to touch the students' deepest heart to generate their spirit in order that the students can study hardly and intensely. In this chapter the writer will propose the result of the reasearch about strategies applied by English teachers at Multi Prima College (MPC) Makassar.

To know the strategies applied by the English teachers at Multi Prima College (MPC) Makassar, the researcher invited three (3) English teachers to be interviewed and observed. As many as fifteen (15) questions the researcher presented in the list of interview question. Those questions cover 3 phase of teaching and learning process; pre teaching, whilst teaching, and post teaching. Ranging from how to open teaching and learning process, how to take control over the coming late, naughty, and silent student, how to arrange a well-presented material up to how to enclose the teaching and learning process. These following are the outcomes of interview:



**1. Name : Multazam Abu Bakar**  
**Class : IPA 1**

No	Pre-Teaching Activities	Whilst-Teaching Activities	Post-Teaching Activities
1.	Greeting, constructing communication with student.	---	---
2.	---	---	---
3.	---	Asking to read question and answering together.	---
4.	---	Appointing student and asking to answer by him/herself.	---
5.	---	Approaching and admonishing him/herself.	---
6.	---	Allowing him if not more than 15 minutes late.	---
7.	---	Approaching and asking if any they do not understand.	---
8.	---	No grouping.	---
9.	---	Just like delivering speech/lecturing.	---

10.	---	No teaching media.	---
11.	---	Always delivering inspiring stories.	---
12.	---	Postponed in case of short time.	---
13.	---	Sometimes described by using another word, sometimes just straight forward.	---
14.	---	---	Reminding of their national exam that is getting closer and closer.
15.	---	Sometimes using this method.	---

*Source: interview*

**2. Name : Muh. Syarif**  
**Class : IPA 2**

No	Pre-Teaching Activities	Whilst-Teaching Activities	Post-Teaching Activities
1.	Greeting and making the students calm down then directed to open their book.	---	---
2.	Depends on situation.if the students keep silent, willing to try to explore them.	---	---
3.	---	Asking name, material and explore whether he understand the material or not.	---
4.	---	Appointing student and asking to answer by	---

		him/herself.	
5.	---	If naughty, touching his heart, and giving offensive jokes.	---
6.	---	No entrance if more than 15 minutes late unless with acceptable reason.	---
7.	---	Asking if they understand or not. There will be repetition if still any.	---
8.	---	No grouping.	---
9.	---	Just like delivering speech/lecturing.	---
10.	---	Using LCD.	---
11.	---	Giving motivating stories.	---
12.	---	Giving logical reasons,i.e do not ask out of discussion.	---
13.	---	Describing vocabulary by putting it together into sentence.	---
14.	---	---	The class is closed by telling them inspiring story
15.	---	Sometimes using this	

		method.	---
--	--	---------	-----

*Source: interview*

**3. Name : Ardiana**  
**Class : IPS 1**

No	Pre-Teaching Activities	Whilst-Teaching Activities	Post-Teaching Activities
1.	Giving flashback, review, or reinforcement.	---	---
2.	Before starting the lesson, a U-class model is applied.	---	---
3.	---	Getting his attention by presenting interesting questions.	---
4.	---	Making approach to student and asking if something is not understood.	---
5.	---	Getting their attention by telling funny jokes to take control over them.	---
6.	---	No entrance if more than 15 minutes late unless with acceptable reason.	---
7.	---	Presenting the material through interesting method.	---
8.	---	Sometimes grouped. Then they are given a topic to discuss.	---
9.	---	Grouping 50% and games 30%.	---

10.	---	No teaching media.	---
11.	---	Giving motivation that the national exam is approaching.	---
12.	---	Providing opportunity to others to answer the unable to answer question.	---
13.	---	Describing vocabulary by putting it together into sentence.	---
14.	---	---	Telling them an inspiring story.
15.	---	Sometimes using this method.	---

*Source: interview*

## **B. Discussion of the Data Analysis**

To make detailed information about the data analysis on the research having been illustrated in the previous sub chapter, the researcher intends to present the discussion about students English achievement, the inhibiting factors during their learning English, and strategies applied by English teacher at Multi Prima College (MPC) Makassar.


After analyzing the students' score, the researcher finds that the students' English achievement at Multi Prima College (MPC) Makassar is at poor category, either the students at Social Department or those of at Science Department. This

assumption is supported by following evidence: The students' mean score Social Department is at 4.20, whereas those of at Science Department at is at 4.12. It means that the students' English achievement at Multi Prima College (MPC) Makassar is far from the expected outcomes.

These unexpected result are exacerbated by the problems that can hinder the students progress in studying English. Looking at the outcomes of questionnaires, the researcher concluded that lots of factors play important role inhibiting the students' achievement at Multi Prima College. The researcher here divided into three (3) categories; (firstly) from teacher side, (secondly) from student itself, (thirdly) from material and other supporting facilities. From the teacher side, the way the teacher present is too fast. High speed speaking is something applied by English teachers at Multi Prima College that the students hard to catch up. Less systematic explanation, less interactive, teacher's coming late, and frequently- switched teacher also contributes to the problems that can hamper the students' English achievement. From the students side, many students are still lacking in vocabularies. Another side, reading material presented is extremely high. Besides, there is no supporting facilities such as listening facilities, moreover, time allocation is 60 minutes only. To get a better quality for students, it is also determined by the strategies applied by teacher who teaches us.

Having observed the strategies applied by English teacher for a month at Multi Prima College, the researcher found that there are several strategies that they do not apply when they are teaching. There was still any teacher did not use media in

their teaching. The way they delivered material was still using old method, just like standing in front of the class, speaking from A till Z and so on. After that, over!. They finished the teaching and learning process. If this such a teaching style that always applied in every single daily teaching of theirs, it can be assured that it will be so hard for students to put themselves at a highly satisfied achievement. They should, therefore, better themselves and improve their teaching skill to make the students achieve their success.



## CHAPTER V

### CONCLUSIONS AND SUGGESTIONS

This chapter presents the conclusions of the study and some suggestions based on the conclusions.

#### **A. Conclusions**

According to the results of the study, the researcher concludes that:

1. There are virtually many factors involving as the teachers want to get the desired result in shaping students' achievement. (1) Internal factor and (2) External factor. Included in internal factor are intelligence factor, students' interest, physical and psychological condition, and *motivation*. Whereas external factor consists of familial background, schooling system, student's environment.
2. The result of the study indicated that the students' English achievement at Multi Prima College (MPC) Makassar is poor. It was proven by the mean score of the student's English test at Social Department is at score of 4.20. And the mean score of the student's test at Science Department is of 4.12. Both of them the same poor qualities in English subject taught at Multi Prima College (MPC) Makassar.
3. The inhibiting factors faced by students at Multi Prima College (MPC) Makassar are the level of students interest in learning is low and there are still many students consider that English is a difficult subject. Less attention also contributes to students low achievement in English.



4. Strategies applied by English teachers in increasing students' achievement are: by giving motivation, using effective method of teaching, giving more exercises and additional learning.

## **B. Suggestions**

In this term, the writer is going to put forward some suggestions for the English teachers, the students themselves, and the next researchers.

### 1. For the English Teachers

- a) The teachers should give more assignment to the students in order to intensify the students' ability in English, especially in reading.
- b) The teachers should guide and motivate the students to do the exercise actively both within and after the class.
- c) The teachers should be creative to develop teaching material. They can use many various techniques and materials to catch the students' attention and motivation in learning English generally and reading text particularly.

### 2. For the students

The students should be the good learners, not only in the classroom but also out of classroom. Therefore, that they can follow up what they get from this learning teaching process.

### 3. For the next researchers

The next researchers are expected to make a thesis of students' English achievement at another institution with other forms which is more than what the writer has.

## BIBLIOGRAPHY

- Abdurrahman. 1999. *Pengelolaan Pengajaran*. Cet. IV. PT. Bintang Selatan. Ujung Pandang
- Aceves, Larry. 2002. *Does New Teacher Support Affect Student Achievement*. Retrieved on October 23, 2009 from <http://www.issuelab.org>
- Ahmadi Abu dan Supriyono Widodo, 1991. "*Psikologi Belajar*". PT. Rineka Cipta. Jakarta
- Alim, Muhammad Baitul. 2009. *Faktor yang Mempengaruhi Prestasi Belajar Anak*. Retrieved on October 23, 2009 from <http://www.psikologizone.com>
- Ames, Carole A. "*Motivation: What Teachers Need to Know*." TEACHERS COLLEGE RECORD 91, 3 (Spring 1990): 409-21.
- Anderson, L.W. 1984 *An Introduction to Time and School learning*. Great Britain, Croom Helm Ltd. Retrieved on October 22, 2009 from <http://www.kud.ernet.in/academic>
- Arikunto, Suharsimi, 1992. "*Prosedur Penelitian*". Melton Putra. Jakarta
- Bainbridge, Carol. 2009. *Human Intelligence*. Retrieved on October 23, 2009 from <http://giftedkids.about.com>
- Berliner, David C. 2003. *College Student Journal; External Factors Affect Students Success*. Retrieved on October 18, 2009 from <http://findarticles.com>
- Braxton, Richard J. 1999. *College Student Journal; Culture, Family, and Chinese and Korean American Student Achievement: An Examination Of Student Factors That Affect Student Outcomes*. Retrieved on October 31, 2009 from <http://findarticles.com>
- Dalyono, M., 1997. "*Psikologi Pendidikan*". PT. Rineka Cipta. Jakarta
- DeMarie, Darlene. 2003. *College Students' Interest in Their Major. College Student Journal*. Retrieved on October 22, 2009 from <http://findarticles.com>
- Djamarah, Syaiful Bahri. 1994. "*Prestasi Belajar dan Kompetensi Guru*". Usaha Nasional. Surabaya

- Faisal, Sanafiah, 2005. *"Format-format Penelitian"*. PT. Raja Grafindo Persada. Jakarta
- Gay, L.R. 1980. *Educational Research; Competencies for Analysis and Application USA*; Charles E. Merill Publishing.
- Hammer, Ben. 2003. *ETS Identifies Factors Affecting Student Achievement – Washington Update; Black Issues in Higher Education*. . Retrieved on October 31, 2009 from <http://findarticles.com>
- Kartono. 1995. *Belajar dan Faktor-faktor yang Mempengaruhinya*. ". PT. Raja Grafindo Persada. Jakarta
- Katu, Samiang, 2001. *"Pedoman Penulisan Karya Tulis Ilmiah"*. IAIN Alauddin. Makassar
- Kidsource, Online. 2000. *Motivation in Learning Process*. Retrieved on October 23, 2009 from <http://kidsource.com>
- Konopasek R., 2001. *"Roger Magnet's Success Adventures"*. Results Team Asia. Singapore
- Lepper, Mark R. 1988. *"Motivational Considerations in the Study of Instruction."* *Cognition And Instruction* 5, 4. Retrieved on October 31, 2009 from <http://findarticles.com>
- Marshall, Hermine H. *"Motivational Strategies of Three Fifth-Grade Teachers."* *The Elementary School Journal* 88, 2 (November 1987): 135-50. EJ 362 747.
- Muchtaridi, 2004. *"Beda Guru Sekolah Negeri , Sekolah Swasta, Dan Bimbingan Belajar"*. <http://www.bung-hatta.info/tulisan>.
- Nasution, F. 1995. *Dasar-dasar didaktik dan penerapannya dalam pembelajaran*. Retrieved on October 23, 2009 from <http://www.scribd.com>
- Negoro, Adi. 1980. *Ensiklopedi Umum Dalam Bahasa Indonesia*. Bulan Bintang. Jakarta
- Oxford, 2002. *"Oxford Collocation"*. Oxford University Press.
- Poerwadarminta, W. J. S. 1987. *Kamus Umum Bahasa Indonesia*. Balai Pustaka. Jakarta

- Raffini, James. 1993 *Winners Without Losers: Structures And Strategies For Increasing Student Motivation To Learn*. Boston: Allyn and Bacon
- Rahmat, Jalaluddin, 2005. "Belajar Cerdas". MLC. Bandung
- Sardiman. 1992. Pengaruh *Motivasi Terhadap Semangat Belajar Siswa*. Retrieved on October 23, 2009 from <http://www.docstoc.com>
- Seda, Yucel. 2007. *An Analysis of the Factors Affecting Students Achievement*. *World Applied Sciences Journal; IDOSI Publications*. Retrieved on October 22, 2009 from <http://www.idosi.org>
- Slameto. 2003. *Belajar dan Faktor-faktor yang Mempengaruhinya*. PT. Rineka Cipta. Jakarta
- Soejanto, Agoes. 1991. *Bimbingan ke arah Belajar yang Sukses, Cet. 3*. PT. Rineka Cipta. Jakarta
- Subagyo, Joko, 1991. "Metode Penelitian Dalam Teory dan Praktek". Melton Putra. Jakarta
- Subagyo, P. Joko, 2004. "Metode Penelitian Dalam Teori dan Praktek". PT. Rineka Cipta. Jakarta.
- Sudjana, Nana. 1989. "Penelitian dan Penilaian Pendidikan". PT. Sinar Baru. Bandung
- Sudrajat A., 2008. "Bimbingan dan Konseling". <http://akhmadsudrajat.wordpress.com>
- Sugyono, 2000. "Metode Penelitian Administrasi". CV. Alfabeta. Bandung
- Syah muhibbin. 2000. *Psikologi Pendidikan dengan Pendekatan Baru*. Remaja Rosdakarya. Bandung
- Taufik. 1997. *A comparative study of the Achievement in Reading Comprehension between the students of A2 and A3 Departments at the STM Gunung Sari*. A Thesis English Education of Tarbiyah Faculty of UIN Alaudin. Makassar.
- Thoah, M. Chobib, 1994. "Teknik Evaluasi Pendidikan". PT. Raja Grafindo Persada. Jakarta
- Tinambunan, Wilmar. 1988. *Evaluation of Student Achievement*. Jakarta: Depdikbud

Tiro, M. Arif, 1999. "*Dasar-dasar Statistika*". State University of Makassar. Press Makassar

Travers, John P. 1970. *Fundamentals of Educational Psychology*. Scrantom, Pennsylvania: International Textbook Company



## ANGKET PENELITIAN

### TENTANG PRESTASI BELAJAR BAHASA INGGRIS SISWA KELAS 3 SMA DI MULTI PRIMA COLLEGE MAKASSAR

#### I. Petunjuk

Bacalah angket di bawah ini dengan baik!

#### II. Beri tanda silang (X) pada jawaban yang anda anggap benar!

1. Bagaimana tanggapan anda terhadap bahasa Inggris?
  - a. Mudah
  - b. Sulit
  - c. Biasa- biasa
2. Apakah sebelum mengajar, guru memberikan motivasi terlebih dahulu?
  - a. Ya
  - b. Kadang-kadang
  - c. Tidak
3. Metode yang dipakai oleh guru?
  - a. Campur
  - b. Ceramah
  - c. Diskusi
4. Di tempat bimbingan belajar anda, apakah ada pelajaran tambahan?
  - a. Ya
  - b. Kadang-kadang
  - c. Tidak
5. Apakah guru bahasa Inggris anda menggunakan media pada saat mengajar?
  - a. Ya
  - b. Kadang-kadang
  - c. Tidak
6. Apakah guru bahasa Inggris anda menggunakan bahasa Inggris sebagai pengantar?
  - a. Ya
  - b. Kadang-kadang
  - c. Tidak
7. Bagaimana tanggapan anda terhadap metode yang digunakan guru dalam mengajar bahasa Inggris?
  - a. Cepat dipahami
  - b. Kadang-kadang dipahami
  - c. Sulit dipahami
8. Apakah di tempat bimbingan belajar anda diberikan tes diluar jadwal?
  - a. Ya
  - b. Kadang-kadang
  - c. Tidak
9. Menurut penilaian anda, bagaimana guru dalam menyajikan materi?
  - a. Baik
  - b. Kurang baik
  - c. Tidak baik
10. Apa yang menjadi kendala selama anda belajar bahasa Inggris di MPC Makassar?

## Appendix

### Result of students' test at Social department.

No.	Name of Respondents	Score	Converted Score
1	Zulkipli Zahlan	20	5.71
2	Ummul Khasanah	9	2.57
3	Fikrul Ilmi	7	2.00
4	Rachmat	12	3.42
5	Ilmiah	14	4.00
6	Tati Fitri Kartika Wati	14	4.00
7	Andi Nurfuhairah	13	3.71
8	Muhammad Dzuhri Ramadhan	14	4.00
9	Zaldy	14	4.00
10	Muthia	13	3.71
11	Ayu Humairah	14	4.00
12	Nur Astifani	12	3.42
13	Muh. Husni Rusdi	18	5.14
14	Nur Atira Muthmainna	10	2.85
15	Arini Ridhawati	17	4.85
16	Ni Putu Juwita Madu Sari	21	6.00
17	Cecep Nurhikmah	11	3.14
18	Rusdianto	18	5.14
19	Hasrullah	16	4.57
20	Marlinda A. Z	15	4.28
21	Prasetya Adimakayasa	18	5.14
22	Putri Fathurrahman	19	5.42
23	Azhar Zuhlan	12	3.42
24	A. Gemilang	16	4.57
25	Aryanto Wira Prayuda	21	6.00

**Result of students' test at Science department**

<b>No</b>	<b>Name of Respondent</b>	<b>Score</b>	<b>Converted Score</b>
1	Amiruddin	6	1.72
2	Syam Nuzul Qadri	11	3.14
3	M. Adi Pati Jayadi	15	4.28
4	Irhas M. F	21	6.00
5	Rezki Yusuf	18	5.14
6	Nurfadhilah	20	5.71
7	Indra Wandu	16	4.57
8	Nur Annisya	12	3.42
9	Ayu soraya	13	3.71
10	Fatmi Putri Ayu. Y	15	4.28
11	Nurfadilla	15	4.28
12	Arlin Dwi Prasetyo	13	3.71
13	Reski Yuliani	16	4.57
14	Nurfika Aryani	15	4.28
15	Nasti	16	4.57
16	Suci Amirah	17	4.85
17	Mundzir	10	2.85
18	Ahmad Akram	6	1.71
19	Muh. Fauzi R	15	4.28
20	Makq Dipo A. P	26	7.42
21	Sarah Widya Fauziah W.	14	4.00
22	Feby Febriani	12	3.42
23	Fandy Tri Adhyaksa	11	3.14
24	Syefira Wiharti	11	3.14
25	Putri Dewi	14	4.00



## A. IPS

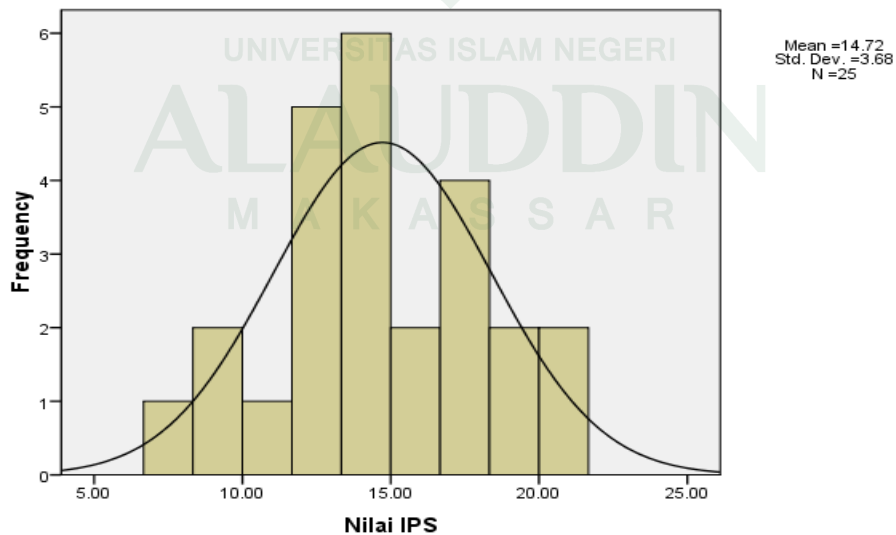
### Statistics

Nilai IPS		
N	Valid	25
	Missing	0
	Mean	14.7200
	Std. Error of Mean	.73603
	Median	14.0000
	Mode	14.00
	Std. Deviation	3.68013
	Variance	13.543
	Skewness	-.030
	Std. Error of Skewness	.464
	Kurtosis	-.469
	Std. Error of Kurtosis	.902
	Range	14.00
	Minimum	7.00
	Maximum	21.00
	Sum	368.00

### Students' Score at Social Department

		Frequency	Percent	Valid Percent	Cumulative Percent
Valid	7	1	4.0	4.0	4.0
	9	1	4.0	4.0	8.0
	10	1	4.0	4.0	12.0
	11	1	4.0	4.0	16.0
	12	3	12.0	12.0	28.0
	13	2	8.0	8.0	36.0
	14	5	20.0	20.0	56.0
	15	1	4.0	4.0	60.0
	16	2	8.0	8.0	68.0
	17	1	4.0	4.0	72.0
	18	3	12.0	12.0	84.0
	19	1	4.0	4.0	88.0
	20	1	4.0	4.0	92.0
	21	2	8.0	8.0	100.0
Total		25	100.0	100.0	

### Histogram



## B. IPA

Statistics			Nilai IPA				
Nilai IPA				Frequency	Percent	Valid Percent	Cumulative Percent
N	Valid	25	Valid	6	2	8.0	8.0
	Missing	0		10	1	4.0	12.0
Mean		14.3200		11	3	12.0	24.0
Std. Error of Mean		.86549		12	2	8.0	32.0
Median		15.0000		13	2	8.0	40.0
Mode		15.00		14	2	8.0	48.0
Std. Deviation		4.32743		15	5	20.0	68.0
Variance		18.727		16	3	12.0	80.0
Skewness		.440		17	1	4.0	84.0
Std. Error of Skewness		.464		18	1	4.0	88.0
Kurtosis		1.509		20	1	4.0	92.0
Std. Error of Kurtosis		.902		21	1	4.0	96.0
Range		20.00		26	1	4.0	100.0
Minimum		6.00	Total	25	100.0	100.0	
Maximum		26.00					
Sum		358.00					

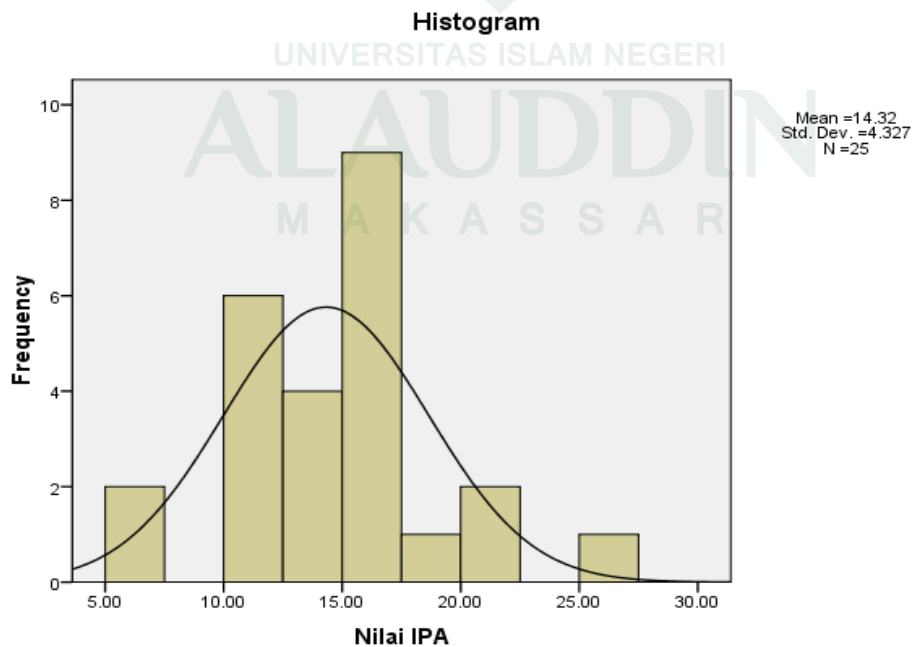


Table 3

Result of students' test at Social department.

Tabel ...

Table frequency to look for students' mean score at Social Department

$x$	$f$	$Fx$
7	3	21
6	2	12
5	9	45
4	6	24
3	3	9
2	2	4
Total	N=25	$\Sigma x=115$



By looking at the table, the researcher applied formula:

$$\bar{X} = \frac{\Sigma X}{N}$$

$$= \frac{115}{25}$$

$$= 4.6$$

Table 5

Result of students' test at Science department.

No	Name of respondent	Score	Converted Score
1	Amiruddin	6	1.72
2	Syam Nuzul Qadri	11	3.14
3	M. Adi Pati Jayadi	15	4.28
4	Irhas M. F	21	6.00
5	Rezki Yusuf	18	5.14
6	Nurfadhilah	20	5.71
7	Indra Wandu	16	4.57
8	Nur Annisya	12	3.42
9	Ayu soraya	13	3.71
10	Fatmi Putri Ayu. Y	15	4.28
11	Nurfadilla	15	4.28
12	Arlin Dwi Prasetyo	13	3.71
13	Reski Yuliani	16	4.57
14	Nurfika Aryani	15	4.28
15	Nasti	16	4.57
16	Suci Amirah	17	4.85
17	Mundzir	10	2.85
18	Ahmad Akram	6	1.71
19	Muh. Fauzi R	15	4.28
20	Makq Dipo A. P	26	7.42
21	Sarah Widya Fauziah W.	14	4.00
22	Feby Febriani	12	3.42
23	Fandy Tri Adhyaksa	11	3.14
24	Syefira Wiharti	11	3.14
25	Putri Dewi	14	4.00

Table 6 reflects the students' English achievement at at Multi Prima College (MPC) Makassar.

All of the scores obtained have been converted by using formula :

$$\text{Score: } \frac{\text{Students' correct answer}}{\text{The total number of items}} \times 10$$

The total number of items

To find out the mean score of students answer in the table, the researcher used the formula below:

$$\bar{X} = \frac{\Sigma X}{N}$$

$\bar{X}$  = mean score

$\Sigma X$  = the sum of all scores

$N$  = the total number of students

Table 6

Table frequency to look for students' mean score at Science Department

$x$	$f$	$Fx$
7	1	7
6	4	24
5	8	40
4	8	32
3	4	12
<b>Total</b>	<b>N=25</b>	<b><math>\Sigma fx=115</math></b>

Result of students' test at Social department.

No	Nama Peserta	B	S	Poin
1	Zulkipli Zahlan	20	15	20,00
2	Ummul Khasanah	9	26	9,00
3	Fikrul Ilmi	7	28	7,00
4	Rachmat	12	23	12,00
5	Ilmiah	14	21	14,00
6	Tati Fitri Kartika Wati	14	21	14,00
7	Andi Nurfuhairah	13	22	13,00
8	Muhammad Dzuhri Ramadhan	14	21	14,00
9	Zaldy	14	21	14,00
10	Muthia	13	22	13,00
11	Ayu Humairah	14	21	14,00
12	Nur Astifani	12	23	12,00
13	Muh. Husni Rusdi	18	17	18,00

14	Nur Atira Muthmainna	10	25	10,00
15	Arini Ridhawati	17	18	17,00
16	Ni Putu Juwita Madu Sari	21	14	21,00
17	Cecep Nurhikmah	11	24	11,00
18	Rusdianto	18	17	18,00
19	Hasrullah	16	19	16,00
20	Marlinda A. Z	15	20	15,00
21	Prasetya Adimakayasa	18	17	18,00
22	Putri Fathurrahman	19	16	19,00
23	Azhar Zuhlan	12	23	12,00
24	A. Gemilang	16	19	16,00
25	Aryanto Wira Prayuda	21	14	21,00

Table 5

Result of students' test at Science department.

No	Name of respondent	B	S	Poin
1	Amiruddin	6	29	6,00
2	Syam Nuzul Qadri	11	24	11,00
3	M. Adi Pati Jayadi	15	20	15,00
4	Irhas M. F	21	14	21,00
5	Rezki Yusuf	18	17	18,00
6	Nurfadhilah	20	15	20,00
7	Indra Wandu	16	19	16,00

8	Nur Annisya	12	23	12,00
9	Ayu soraya	13	22	13,00
10	Fatmi Putri Ayu. Y	15	20	15,00
11	Nurfadilla	15	20	15,00
12	Arlin Dwi Prasetyo	13	22	13,00
13	Reski Yuliani	16	19	16,00
14	Nurfika Aryani	15	20	15,00
15	Nasti	16	19	16,00
16	Suci Amirah	17	18	17,00
17	Mundzir	10	25	10,00
18	Ahmad Akram	6	29	6,00
19	Muh. Fauzi R	15	20	15,00
20	Makq Dipo A. P	26	9	26,00
21	Sarah Widya Fauziah W.	14	21	14,00
22	Feby Febriani	12	13	12,00
23	Fandy Tri Adhyaksa	11	24	11,00
24	Syefira Wiharti	11	24	11,00
25	Putri Dewi	14	21	14,00

### 3. Strategies Applied by English Teachers at Multi Prima College (MPC) Makassar



To improve students' achievement, every institution needs to touch the students' deepest heart to generate their spirit. In this chapter the writer will propose the result of the reasearch about strategies applied by English teachers at Multi Prima College (MPC) Makassar.

To know the strategies applied by the English teachers at Multi Prima College (MPC) Makassar, the researcher invited three (3) English teachers to be interviewed and observed. As many as fifteen (15) questions the researcher presented in the list of interview question. Those questions cover 3 phase of teaching and learning process; pre teaching, whilst teaching, and post teaching. Ranging from how to open teaching and learning process, how to take control over the coming late, naughty, and silent student, how to arrange a well- presented material up to how to enclose the teaching and learning process. Below are the outcomes of interview:

