


**TEACHING VOCABULARY THROUGH COOPERATIVE LEARNING
METHOD TO THE FIRST YEAR STUDENTS OF ISLAMIC
BOARDING SCHOOL OF SULTAN HASANUDDIN
LIMBUNG - GOWA**



A Thesis

Submitted in Partial Fulfillment of the Requirements for the Degree of
Sarjana Pendidikan in English Education Department of
Tarbiyah and Teaching Science Faculty of
UIN Alauddin Makassar

UNIVERSITAS ISLAM NEGERI
By
SITI EMMA RACHMAWATY
Reg. No. 20400113111
ALAUDDIN
MAKASSAR

**ENGLISH EDUCATION DEPARTMENT
TARBIYAH AND TEACHING SCIENCE FACULTY
UIN ALAUDDIN MAKASSAR
2017**

PERNYATAAN KEASLIAN SKRIPSI

Mahasiswa(i) yang bertandatangan di bawah ini:

Nama : Siti Emma Rachmawaty
NIM : 20400113111
Tempat/Tgl. Lahir : Balikpapan, 31 Mei 1995
Jurusan : Pendidikan Bahasa Inggris
Fakultas : Tarbiyah dan Keguruan
Alamat : Pallangga, Btn Pepabri Ana' Gowa C4 No.17
Judul : *Teaching Vocabulary through Cooperative Learning
Method to the First Year Students of Islamic Boarding
School of Sultan Hasanuddin Limbung Gowa*

Menyatakan dengan sesungguhnya dan penuh kesadaran bahwa skripsi ini benar adalah hasil karya sendiri. Jika dikemudian hari terbukti bahwa skripsi ini merupakan duplikat, tiruan, plagiat, atau dibuat oleh orang lain, sebagian atau seluruhnya, maka skripsi dan gelar yang diperoleh karenanya batal demi hukum.

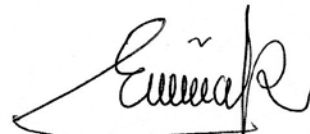
UNIVERSITAS ISLAM NEGERI

ALAUDDIN

MAKASSAR

Samata, 16 Agustus 2017

Penyusun,



Siti Emma Rachmawaty
Nim. 20400113111

PENGESAHAN SKRIPSI

Skripsi yang berjudul “ **Teaching Vocabulary through Cooperative Learning Method to the First Year Students of Islamic Boarding School of Sultan Hasanuddin Limbung Gowa**” yang disusun oleh **Siti Emma Rachmawaty, NIM: 20400113111**, Mahasiswi Jurusan Pendidikan Bahasa Inggris pada Fakultas Tarbiyah dan Keguruan UIN Alauddin Makassar, telah diujikan dan dipertahankan dalam sidang munaqasyah yang diselenggarakan pada Hari **Selasa, Tanggal 16 Agustus 2017** bertepatan pada Tanggal **23 Dzulqaidah 1438 H**, dinyatakan telah dapat diterima sebagai salah satu syarat untuk memperoleh gelar Sarjana Pendidikan (S.Pd) pada Fakultas Tarbiyah dan Keguruan, Jurusan Pendidikan Bahasa Inggris dengan beberapa perbaikan.


Samata-Gowa, 16 Agustus 2017

23 Dzulqaidah 1438 H

DEWAN PENGUJI

(SK.Dekan No.1597 Tertanggal 07 Juli 2017)


Ketua : Dr. Hamka, M.Th.I
Sekretaris : Sitti Nurpahmi, S.Pd., M. Pd.
Munaqisy I : Dr. H. Abd. Muis Said, M.Ed.
Munaqisy II : Dr. Kamsinah, M. Pd. I.
Pembimbing I : Dr. H. Nur Asik, M.Hum.
Pembimbing II : Andi Asmawati, S.Pd., M.Pd.



(.....)
(.....)
(.....)
(.....)
(.....)

Mengetahui :

Dekan Fakultas Tarbiyah dan Keguruan
| UIN Alauddin Makassar //


| **Dr. H. Muhammad Amri, Lc., M.Ag.**

NIP: 19730120 200312 1 001

PERSETUJUAN PEMBIMBING

Pembimbing penulisan skripsi saudari **SITI EMMA RACHMAWATY**, NIM: 20400113111 mahasiswi Jurusan Pendidikan Bahasa Inggris pada Fakultas Tarbiyah dan Keguruan UIN Alauddin Makassar, setelah meneliti dan mengoreksi secara seksama skripsi yang bersangkutan dengan judul "*Teaching Vocabulary through Cooperative Learning Method at the First Year Students of Islamic Boarding School of Sultan Hasanuddin Limbung-Gowa*" memandang bahwa skripsi tersebut telah memenuhi syarat-syarat ilmiah dan dapat disetujui ke sidang munaqasah.


Samata,.....2017

Pembimbing I

Pembimbing II




Dr. H. Nur Asik, M. Hum.
NIP.19570117 198203 1 001



Andi Asmawati, S.Pd., M.Pd.
NUPN. 9920100351

ACKNOWLEDGEMENT



Alhamdulillah *RabbilAlamin*, the writer would like to praise and express her high gratitude to Allah SWT, who has been giving the blessing, health, opportunity and inspiration to complete this thesis. In addition, the writer does not forget to express Salam and Salawat to the prophet Muhammad SAW who has guided all the Moslems all over the world from the darkness to the lightness.

The writer realizes that this writing would not finish without helping and the guidance from the other people, so the writer would like to express her deepest thanks to the following people:

1. Beloved parents, **Askary Samad, SE.** and **Andriani Askary** who always love, pray, motivate and support the writer for all of their life. The greatest persons in writer's heart ever.
2. **Prof. Dr. Musafir Pababbari, M.Si.** the Rector of Islamic State University of Alauddin Makassar for his advice during she studied at the university.
3. **Dr. H. Muhammad Amri, Lc., M.Ag.** The Dean of Tarbiyah and Teaching Science Faculty for advice and motivation.
4. **Dr. Kamsinah, M.Pd.I.**, and **Sitti Nurpahmi, S.Pd., M.Pd.**, The Head and the Secretary of English Department of Tarbiyah and Teaching Science Faculty of Alauddin State Islamic University (UIN) Makassar and all of the staffs.

5. The writer's consultants, **Dr. H. Nur Asik, M.Hum.,** and **Andi Asmawati, S.Pd., M.Pd.,** who have helped, guided, and supported the writer during the writing of this thesis.
6. **Kamarullah, S.Ag., M.Pd.,** the headmaster of Islamic Boarding School of Sultan Hasanuddin who has given permission for the writer to conduct the study there, the entire teachers especially for **Ustadz Qodri** as English teachers for all the time and the information about the teaching-learning process of English, and also the school administration staff thanks for the cooperation.
7. The first year students of Islamic Boarding School of Sultan Hasanuddin class **VIII E** and **VIII F (academic year 2016-2017)** who gave their time to participate in her research.
8. The special thank you would like to be said by the writer to **Siti Nurul Afifah** and **Siti Nurul Azizah,** thanks for being writer's sisters, and also for **Ardanul Sabda, S.Pd., Tria Nur Rahmah, Herty Hidha Astria, Ulfa Syahrani, Ratu Faradhibah, Nurfikriyah, and Sarah Sabdarifah, Aulia Dwi Oktaviani** as her friends, inspired-persons who always accompany, help and suggest her in this research.
9. Her beloved family of English education department group **5** and **6 (academic year 2013)** give her much love and motivation.

Samata, 2017

The writer,

Siti Emma Rachmawaty

Nim: 20400113111

TABLE OF CONTENTS

	Pages
COVER PAGE.....	i
PERNYATAAN KEASLIAN SKRIPSI.....	ii
PENGESAHAN SKRIPSI.....	iii
ACKNOWLEDGEMENT.....	iv
TABLE OF CONTENTS.....	vi
LIST OF TABLES.....	viii
LIST OF FIGURES.....	ix
LIST OF APPENDIX.....	x
ABSTRACT.....	xi
CHAPTER I INTRODUCTION.....	1
A. Background.....	1
B. Research Problem.....	3
C. Research Objective.....	3
D. Research Significance.....	4
E. Research Scope.....	5
F. Operational Definition of Term.....	5
CHAPTER II REVIEW OF RELATED LITERATURES.....	7
A. Review of Relevant Research Findings.....	7
B. Some Pertinent Ideas.....	9
1. Vocabulary.....	9
2. Cooperative Learning.....	12

3. Number Heads Together.....	19
C. Theoretical Framework.....	24
D. Hypothesis	25
 CHAPTER III RESEARCH METHOD	 26
A. Research Method	26
1. Research Design.....	26
2. Research Variable	27
B. Population and Sample	27
1. Population.....	27
2. Sample	27
C. Research Instrument	28
D. Data Collecting Procedure.....	28
E. Data Analysis Technique.....	29
 CHAPTER IV FINDINGS AND DISCUSSION.....	 32
A. Findings.....	32
B. Discussion	38
 CHAPTER V CONCLUSIONS AND SUGGESTIONS	 40
A. Conclusions.....	40
B. Suggestions.....	41
 BIBLIOGRAPHY	
 APPENDIXES	
 CURRICULUM VITAE	

LIST OF TABLES

Table 3.1: Research Design	26
Table 3.2: Classification of Score	30
Table 4.1: Score Percentage of Experimental Class in Pre-test.....	32
Table 4.2: Score Percentage of Experimental Class in Post-test.....	33
Table 4.3: Score Percentage of Controlled Class in Pre-test	34
Table 4.4: Score Percentage of Controlled Class in Post-test.....	35
Table 4.5: Students' Result of Mean Score and Standard Deviation.....	36
Table 4.6: Distribution the Value of T-test and T-table in Post-test.....	37



LIST OF FIGURES

Figure 2.1: Theoretical Framework.....	24
--	----



LIST OF APPENDIX

Appendix I	: Instrument of Pre-Test and Post-Test	42
Appendix II	: Key Answer of Research Instrument	46
Appendix III	: Lesson Plan	48
Appendix IV	: The Row Score of the Experimental Class Students' Pre-Test..	60
Appendix V	: The Row Score of the Experimental Class Students' Post-Test..	61
Appendix VI	: The Row Score of the Controlled Class Students' Pre-Test	62
Appendix VI	: The Row Score of the Controlled Class Students' Post-Test.....	63
Appendix VIII:	The Row Scores of the Students' Pre-Test and Post Test in Experimental Class	64
Appendix IX	: The Row Scores of the Students' Pre-Test and Post Test in Controlled Class	65
Appendix X	: Mean Score	66
Appendix XI	: Standard Deviation	67
Appendix XII	: The Significant Difference	69
Appendix XIII:	Distribution of t-Table	70

ABSTRACT

Name : Siti Emma Rachmawaty
Reg. Number : 20400113111
Department/faculty : English Education/ Tarbiyah and Teaching Science
Title : *“Teaching Vocabulary through Cooperative Learning Method to the First Year Students of Islamic Boarding School of Sultan Hasanuddin Limbung Gowa”*
Consultant I : Dr. H. Nur Asik, M. Hum.
Consultant II : Andi Asmawati, S.Pd., M.Pd.

The research discussed about teaching vocabulary through cooperative learning method. The objective of this research was to understand deeply the students' vocabulary taught by using cooperative learning method.

This research applied a quasi-experimental method consisted of two groups pre-test and post-test design. There were two variables in this research; the independent variable and dependent variable, the independent variable was teaching method, namely cooperative learning method (NHT), and dependent variable was the students' vocabulary. The population of this research was the first year students of MTS Islamic Boarding School of Sultan Hasanuddin Pattunggalengang Limbung-Gowa in academic year 2016/2017 which consisted of 110 students. The sample of the research consisted of 50 students which were taken by using Purposive sampling technique. There were 25 students from VIII E as experimental class and 25 students from VIII F as control class.

The instrument of the research used three kinds: multiple choice, picture, and matching test. The test was used in pre-test and post-test. Both of the result of the data indicated that there was a significant difference between students' post-test in experimental class and control class. The mean score of post-test (78.64) in experimental class was greater than mean score of post-test (59.72) in control class. From t-test, the writer found out that the value of t-test (2.133) was greater than t-table (2.011) because the result of vocabulary development achieved $2.133 > 2.011$ (t-test > t-table). Therefore, the writer suggests that teaching by using Cooperative Learning method (NHT) is effective way in teaching vocabulary.

CHAPTER I

INTRODUCTION

A. Background

Socializing and communicating with other people have already been our daily activities in our lives. Definitely, to perform these both activities, people need one of the most important basic elements which is a language. Essentially, to with a good language then people can surely overcome any obstacles of communication in this globalization era. English as a foreign language is well known as one of the most important languages for the development of every field in this country, such as in technology, education, business, art and culture.

Specifically in education, to get the students to have a good English, the basic thing that they should master is vocabulary. Surely, it has an important role in four skills of English namely listening, speaking, reading, and writing. Moreover, to communicate with the people especially foreigners, the Indonesians need to have adequate vocabulary.

Unfortunately, some students get difficult to improve their vocabulary. The way of the teachers preparing and presenting their materials in class is one of the causes. Some students may not be interested in and get bored with learning vocabulary by rewriting what their teachers write down on the board. Then, they just pay attention to what the teachers are explaining without improving their skills.

Concerning with the explanation above, in teaching English, teachers need some techniques to have the students master vocabulary easily. There are some effective methods to teach English in terms of vocabulary for learners. The teachers can use one of the methods usually used in the English learning, known as cooperative learning method. The cooperative learning method has been developed through scientific research in every country in the world, so that system, it can be applied in all kinds of educational levels, materials and all class activities, including English activities.

According to Kagan (1994: Online), cooperative learning is a successful teaching strategy in which small teams, each student of different levels of ability, use a variety of learning activities to improve their understanding of a subject. Each member of team is responsible out only for learning what is taught but also for helping teammates learn, thus creating an atmosphere of achievement. Student work through the assignment until all group members successfully understand and complete it.

There are many models of cooperative learning that use in class such as; Jigsaw, Think-Pair-Share, Three-Step Interview, Round Robin Brainstorming, Three- Minutes Review, Numbered Heads Together, Team Pair Solo, Circle The Sage, Partners.

The fact that the writer found that most of students in Islamic Boarding School of Sultan Hasanuddin in English lesson based on her pre observation on 19 July 2016 showed that they felt bored to learn English because in learning process

the teacher just used conventional teaching and asked them to memorize all glossaries written in white board.

The case mentioned above, generally happens to some students in schools. Therefore, the writer to think a way out of how to make the students are enthusiastic in English learning so that students' can improve their English proficiency, particularly in vocabulary. In this research the writer will apply the cooperative learning method to teach students for the vocabulary lesson because teaching English for young learners is emphasized on vocabulary as the fundamental knowledge for beginners. In this research, the writer will use pre-test and post- test to measure students' vocabulary before and after treatment. Based on the explanation above, the writer is interested in conducting the research entitled " Teaching Vocabulary through Cooperative Learning Method at the First Year Students' of Islamic Boarding School of Sultan Hasanuddin Limbung-Gowa".

B. Research Problem

Based on the background above, the writer formulates the research problem is: how is the students' vocabulary mastery taught by using cooperative learning method?

C. Research Objective

In accordance with the problem mentioned above, this research is aimed to know the students' vocabulary mastery taught by using a cooperative method.

D. Research Significance

The significance of the study can be seen from theoretically and practically.

1. Theoretically

This research is expected can increase the concept of knowledge, actually in English language learning. Besides that, the result of this research can be used as a contribution of thought for the researcher that relevant with English language learning especially in teaching vocabulary.

2. Practically

The result of the study is expected useful for the teachers, students, and the other researchers: a. for English teachers: they will be more creative in teaching English. Then the learning will be easy, and enjoyable in which it will motivate, stimulate and improve students' ability, b. for the students: it will get students to feel enjoy in learning English vocabulary and train the students to work together in a group, c. for other researchers: the findings of this research are expected useful to give extra information for them to further research on different aspects in the same field of study.

E. Research Scope

The scope of this research is only focused on the process of teaching vocabulary by using cooperative learning methods in class VII MTS of Islamic Boarding School of Sultan Hasanuddin Pattunggalengang - Gowa in Academic Year 2016/2017. This research will use one of model of Cooperative Learning Method is Numbered Heads Together (NHT) and the scope of vocabulary material that the writer gives are: pronoun, adjective, noun, and verb. The materials of teaching are taken from book *Dasar- Dasar Penguasaan Bahasa Inggris melalui Your Basic Vocabulary* by Prof. Dr. Azhar Arsyad, M.A and Internet.

F. Operational Definition of Terms

To avoid misunderstanding about the terms that are used in this research, the writer gives some explanations as follows:

1. Vocabulary

Vocabulary is collection of words in the English language. The kinds of vocabulary are noun, verb, adjective, adverb, and others.

Vocabulary is used in conversational English and it will be very helpful to comprehend the subject of English learning.

2. Cooperative Learning Method

Cooperative learning is one of the learning methods wherein the implementation a teacher will divide the students into small groups and each member of a group is responsible not only for learning what

is taught by teacher but also for helping teammates learn. The students will work together through assignment until all group members successfully understand and complete it.

3. Number heads together

Number heads together is one of the models of cooperative learning method. This method developed by Spencer Kagan. This model (NHT) provides students with the opportunity to exchange ideas and consider the most appropriate answer. In addition, this model also encourages students to increase their cooperation spirit. The NHT model can be used for all subjects and for all age levels of the students.



CHAPTER II

REVIEW OF RELATED LITERATURE

A. Some Previous Research Findings

A number of researchers have already promoted on their research about vocabulary and cooperative learning/ numbered heads together, some of those following findings are:

Afriani (2011) in her research entitled *Improving Motivation Learning English through Numbered Heads Together Study at the Second Year Students' of MTsN Simullu Majenne*. She used quasi experimental design and she found NHT could improve students' motivation in learning skill at the second year students' of MTsN Simullu Majenne.

Ariani (2009) conducted research under title *Using Cooperative Learning to Improve the Reading Comprehension of the Second Year Student Bontolempangan Kabupaten Gowa*. In her research, she used quantitative research and she found that cooperative learning technique is effective to improve students' ability in reading. By using this technique, students were more easy to get three point of their reading.

Astia (2015) conducted research under titled *Improving Students Vocabulary Mastery through the Hot Seat Games at Junior High School Wahdah Islamiyah in Antang Makassar*, she used quasi experimental design and she found the hot seat games was very effective to improve students vocabulary mastery.

Hamzah (2011) in her experimental research by the title *Increasing the Second Year Students' Vocabulary Mastery by Learning Word Classification at MTsN Madani Pao-Pao Gowa* and she found learning classification method can increase students' vocabulary mastery at the second year students at MTs Madani Pao-Pao Gowa.

Hidayat (2013) conducted research under title *Improving Students' Interpersonal Conversation Competence by Utilizing Cooperative Learning through Inside Outside Circle Method*. In his research, he used qualitative descriptive research and he found that implementing inside outside circle method brings some positive impacts into the students' ability in interpersonal conversation of the information system students at the second semester students of PIBA UIN Alauddin. Their speaking fluency, accuracy, and comprehension ability in interpersonal communication increased through this method in case this method forces students' talking and sharing routinely in the classroom, without allowing silent, and giving more chance to speak up.

Muhsin (2008) used quasi experimental design by title *Improve the Students' English Pronunciation through Numbered Heads Together at SMA 16 Makassar* and he found that numbered heads together can improve the students' English pronunciation at SMA 16 Makassar.

Referring to those previous findings, it can be inferred that there are many ways to improve students' skill such as using media and approaches for learning method, and there many researchers used cooperative learning to improve students' English proficiency such as pronunciation, students'

motivation in learning English and students' interpersonal conversation competence. Each research has special characteristics and specific aims. So, in this research the writer decided to use the same method that was the cooperative learning method in the English learning process with numbered heads together model and focused to teach students in vocabulary lesson.

B. Some Pertinent Ideas

1. Vocabulary

a. Definition of Vocabulary

Vocabulary is a knowledge that study about word, part of word that gives clues to the meaning of whole words. Richard and Willy (2002:255) state that Vocabulary is a core component of language proficiency and provides much of the basis for how well learner speak, listen, read, and write. In other hand Burns and Broman (1975: 985) stated that vocabulary is the stock of words used by a person, class or professional, all having much in common, yet each distinctly different. The primary thing in learning a language is the acquisition of a vocabulary.

b. Types of Vocabulary

Fries in Tumainah (2009: 11-12) stated that vocabulary are classified into four types, there are:

(1) Content Words

(a) Name of subjects or things, that is nouns. Noun can be classified into five types. They are proper noun (*Mr. Adam, Paris, Dutchman*), concrete noun

(*boy, girl*), abstract noun (*honesty, beauty*), countable (*doors, cars*) or non-countable noun (*sand, coffee*), and collective noun (*group, gank*).

- (b) Action done by with those things, that is verbs. Verbs are divided into five types, they are predicative or linking verbs (*look, seem*), transitive verbs (*eat, see*), intransitive verbs (*sleep, walk*), reflective verbs (*express oneself, wash oneself*), auxiliary verbs (*be, am, is*), and finite or in-finite verbs.
- (c) Qualities of the things, that is: adjectives. Adjectives are classified into : determiners (*the, a, an*), demonstrative adjectives (*this, that*), possessive adjectives (*my, your, the girl's*), numeral adjectives (*four, fourth, twenty, twentieth*), adjective of indefinite quantity (*some, few*), relative and interrogative adjectives (*which, whose*), descriptive adjectives (*a French dish, a Catholic church*), participle adjectives (*a bored student*), and adjective compounds (*a good-looking girl, a never-to-be-forgotten plot*).
- (d) How the action done, that is: adverbs. He classify the adverb into five categories. They are adverbs of manner (*loudly, freely*), adverbs of place (*inside, there*), adverbs of time (*last week, next month*), adverbs of frequency (*seldom, often*) and adverbs of degree (*completely, very*).

(2) Function Words are those words, which one is used as a means of expressing relation of grammar or structure, such as conjunctions (*and, but, however*).

(3) Substitute Words, those which represent the individual things or specific action as substitutes for whole form classes of words (*anybody, anyone, somebody*).

- (4) Distributed Words, those are distributed in use according to grammatical matter as the presence or absence of a negative, such as any, either, neither, etc.

c. Teaching Vocabulary

Teacher needs a good knowledge on their teaching materials. When they have to teach the students about vocabulary, teachers should know the general knowledge of vocabulary, words and also the meaning. The words or vocabulary can be spoken and written. Wallace (1982:207) explains that teaching vocabulary should consider these following factors:

- (1) Aims

The aim of teaching vocabulary is to make the teacher easy to formulate the materials, which will be taught to the students.

- (2) Quantity

The teacher has to decide the number of vocabulary items to be learned. The learners will get confuse or discouraged if they get many new words. Therefore, the teacher should select new words, which can easy to understand by the learners.

- (3) Need

In teaching vocabulary, the teacher has to choose the words really needed by the students in communication.

- (4) Frequent Exposure and Repetition

Frequent exposure and repetition here means that the teacher should give much practice on repetition so that the students master the

target words well. They also give opportunity to the students to use words in writing or speaking.

(5) Meaningful Presentation

In teaching vocabulary the teacher should present target words in such a way that the meaning of the target words are perfectly clear and unambiguous.

(6) Situation and Presentation

The teachers tell the students that they have to use the words appropriately. The use of words depends on the situation in which they are used and depends on the person to whom they are speaking.

From the explanation above the writer concludes that the teachers have to know the different kinds of vocabulary. In addition, understanding above factors is very important for the teacher before teaching vocabulary to young learner.

2. Cooperative Learning

a. Definition of Cooperative Learning

Larsen and Freeman (2000:164) said cooperative or collaborative learning essentially involves students learning from each other in groups. But it is not the group configuration that makes cooperative learning distinctive; it is the way that students and teacher work together that is important. Cooperative learning is a successful teaching strategy in which small teams, each with student of different levels of ability, use variety of learning activities to improve their understanding of a subject. Each member of a team is responsible not only for learning what is taught but also for helping

teammates learn, thus creating an atmosphere of achievement. Student work through the assignment until all group members successfully understand and complete it. Larsen in Afriani (2011) her thesis argues that the cooperative learning method provides several strategies in teaching which may be applied too in other subjects (not only English, but can be applied in mathematics, geography, etc). The strategies are : the Round Table, the Round Robin, the Jigsaw, Find-The-Fib, Outside/ Inside the Circle, Numbered Heads Together (NHT), Think-Pair-Share, and the Other Strategies. All of those strategies allow the students to cooperate with their classmates rather than work individually.

Huda stated that “numbered heads together gives the students chance to share ideas and discuss the best answer. Then, numbered head together also can improve students’ motivation, and it can be used in all materials and all students’ level”. It means, Number Head Together technique facilitate the students to share the idea with their friends to find the correct answer. This technique also can motivate the students to learn and to compete positively with their friends in the other groups. Then, Number Head Together can be implemented in any kind of material and any students level. Moreover, Numbered Heads Together is a cooperative learning strategy that hold each student accountable for learning the material. Students are placed in groups and each person is given a number (from one to the maximum number in each group). The teacher poses a question and students "put their heads together" to figure out the answer. The teacher calls a specific number to respond as spoke

person for the group. By having students work together in a group, this strategy ensures that each member knows the answer to problems or questions asked by the teacher. Because no one knows which number will be called, all team members must be prepared. It means that in cooperative learning class, each student has his/her own understanding. By using his/ her own understanding, the student can share the idea. Then, after the students share their idea or their answer to their friends in group, each student adds his/her own understanding. In another word, each student in group has a chance to give his/her idea. According to Rahayu that stated by Ahsan (2014) Number Head Together is a model of learning that consider as most to the students activity in searching, processing, and reporting the information from different sources.³⁵ It means that Number Head Together technique facilitates the students to be an independent learner. The students find, understand, and evaluate the information to be their own udenrstanding. This learning process makes the students have a critical thinking. So, Number Head Together is one of techniques of cooperative learning that can be applied in any kind of material. This technique can motivate students in learning and increase their understanding because it has a simple four-step structure. Then, It develops team-building skills and also provides a safe risktaking environment. Group members must arrive at a consensus in terms of the answer. This situation is less threatening for students who are shy or have difficulty speaking orally. Number Head Together technique is one of cooperative learning method. Cooperative learning activities provide an ideal vehicle for teachers to structure

the environment for successful peer interactions and to provide students with the coaching and support they need to develop their social and emotional skills and understanding. According to Slavin, “cooperative learning refers to a variety of teaching methods in which students work in small group to help one another learn academic content”. It means that cooperative learning is an alternative to the teaching method. In cooperative learning class, the students divide into groups. And this method help the students to learn the content of the material. Cruickshank, et.all., stated that “cooperative learning is the term used to describe instructional procedures whereby learners work together in small groups and are rewarded for their collective accomplishments”. It means that in cooperative learning, the students get the reward collectively. This technique make the students to have social principle. When co-operative groups function well, students learn from one another, and come to like and respect one another, yet at the same time they learn to think for themselves and to explain the reasons for their opinions. Shy students can become contributors to the group, assertive students can learn to solicit the opinions of others, and all group members deepen their understanding of what it means to collaborate, negotiate, and compromise to achieve fairness for everyone. Cooperative learning has been viewed as the solution for educational problems: it can promote students’ academic achievement and thinking skills, enhance positive learning attitudes and learning motivation, increase higher – order learning, serve as an alternative to grouping, remediation, or special education, improve interpersonal relations, and prepare students for collaborativen work. In

cooperative classrooms, students are expected to help each other, to discuss and argue with each other, to assess each other's current knowledge and fill in gaps in each other's understanding. According to Slavin, "cooperative work rarely replaces teacher instruction, but rather replaces individual seatwork, individual study, and individual drill. When properly organized, students in cooperative groups work with each other to make certain that everyone in the group has mastered the concepts being taught". It means that in cooperative learning class, the teacher also has his/her rules. The teacher's rule is as a guide who facilitate the students to understand the material. This technique makes the teaching and learning process dynamic.

Furthermore, Kagan stated that "the most important tool for understanding the positive impact of cooperative learning is the four basic principles, symbolized by the acronym PIES (Positive Interdependence, Individual Accountability, Equal Participation, and Simultaneous Interaction)". Positive interdependence creates mutual support among students, creates peer norms favoring achievement, and increases the frequency and quality of peer tutoring. Next, individual accountability dramatically increases student participation and motivation to achieve. Then, in equal participation, students who otherwise would not participate or who would participate very little become engaged when we equalize participation. The last, simultaneous interaction. The amount of participation student and our efficiency in teaching and managing the classroom are increased enormously when we use simultaneous rather than sequential structures. The purpose of cooperative learning according to Slavin

are “to increase student achievement, as well as such other outcomes as improved intergroup relations, acceptance of academically handicapped classmates, and increased selfesteem, another reason is the growing realization that students need to learn to think, to solve problems, and to integrate and apply knowledge and skills, and that cooperative learning is an excellent means to that end. In conclusion, the purpose of cooperative learning is to increase students outcomes. Whether academic outcomes or social outcomes. It means that, by applying cooperative learning method, the teacher not only can help the students to be more understand about the material but also he can help the students to build their social skill.

b. Types of Cooperative Learning

According to Kagan (1994) These brief explanations of class activities use cooperative learning method:

1) Jigsaw

Groups with five students are set up. Each group member is assigned some unique material to learn and then to teach to his group members. To help in the learning students across the class working on the same subsection get together to decide what is important and how to teach it. After practice in these "expert" groups the original groups reform and students teach each other.

2) Think-Pair-Share

Involves a three step cooperative structure. During the first step individuals think silently about a question posed by the instructor.

Individuals pair up during the second step and exchange thoughts. In the third step, the pairs share their responses with other pairs, other teams, or the entire group.

3) Three-Step Interview

Each member of a team chooses another member to be a partner. During the first step individuals interview their partners by asking clarifying questions. During the second step partners reverse the roles. For the final step, members share their partner's response with the team.

4) Round Robin Brainstorming

Class is divided into small groups (4 to 6) with one person appointed as the recorder. A question is posed with many answers and students are given time to think about answers. After the "think time," members of the team share responses with one another round robin style. The recorder writes down the answers of the group members. The person next to the recorder starts and each person in the group in order gives an answer until time is called.

5) Three-minute review

Teachers stop any time during a lecture or discussion and give teams three minutes to review what has been said, ask clarifying questions or answer questions.

6) Team Pair Solo

Students do problems first as a team, then with a partner, and finally on their own. It is designed to motivate students to tackle and succeed at problems which initially are beyond their ability. It is based on a simple notion of mediated learning. Students can do more things with help (mediation) than they can do alone. By allowing them to work on problems they could not do alone, first as a team and then with a partner, they progress to a point they can do alone that which at first they could do only with help.

7) Numbered Heads Together

Numbered heads together is the one of class activities that use cooperative learning. This method developed by Kagan, The model of this class is the teacher divide the students into several group or team, each team of four is established. Each member is given numbers of 1, 2, 3, 4 . Questions are asked of the group. Groups work together to answer the question so that all can verbally answer the question. Teacher calls out a number (two) and each two is asked to give the answer.

3. Number heads together

a. Definition of Number Heads Together

Numbered head together this method developed by Kagan, in this method is the involvement of the students examines the material covered in a lesson and to check their understanding of the content of lessons.

b. Concept of Number Heads Together

Refers to the concept of Kagan in Afriani (2013:4) to involve more the students examine materials in the subjects covered in a check with them about the content of the lesson direct question as to the whole class, teacher use the following six steps: 1. divide students into several groups, 2. numbering (each member is given numbers 1, 2, 3, 4., 3) discussion of problem, 4. calling the number of answer, 5. give the conclusion, 6. giving the prize.

In other hand Richard in Afriani (2013: 6) said there are some steps which must have attention to make that method success. The steps are then developed into five steps according to the needs research. The sixth steps are as follows:

1. Preparation

In this step teacher prepare lessons designed to make implementation of the learning plan (**RPP**), students' work sheet of vocabulary (LKS), which according to the method cooperative learning method numbered head together.

2. The information of groups

Teacher gave a number to each student in the group and name the different groups. The group used in the formulation of the value of the test (pre test) as the basis for determining the respective groups. Before the students began, cooperative skills teachers introduce and explain the three basic rules in cooperative learning are :

- a. Remaining in class

- b. Asking a question to the group before the question for teachers
- c. Providing feedback on ideas and avoid criticizing each other in group of the fellow students.

3. Discussions of problem

In group work, shares lks to each students as a material taught will be learners in group work, with each students describe to thinking and make sure that everyone knows answers to questions that have been lks or question that have been given by the teacher.

4. Calling the number of answer

In this stage, the teacher called a number and students from each group with the same number raise their hands and prepare answers to the students in the classroom

5. Give the conclusion

Teachers give final answer or conclusion of all question related to the material presented

In order hand richard (1997) said when the teacher used this method, there are some steps be done in the classroom, the steps are following:

1. Numbering

Teacher divide students in to three or five members teams and every group on a tie has a number between one and five.

2. Questioning

Teacher asks students a question can be very spesific on general.

3. Head together

Students put their head together to figure outband make see everyone knows the answer

4. A teacher call a number and students with that number raise their hands and provide answer to the whole class.

c. Purpose of Number Head Together (NHT)

Number Head Together of cooperative learning model has been developed to achieve at least three important instructional objectives such as academic achievement, improved race relation, and cooperative problem solving skills.

1. Academic achievement is improving student performance on important academic tasks. The belief is that the model cooperative incentive structure raises the value placed on academic learning and change the norm associated with achievement. In addition, to change norm associated with achievement, cooperative learning can benefit low achieving and high achieving students who work on academic material together. High achievers tutors low achievers. In the process, high achievers gain academically because serving as a tutor requires thinking deeply about the relationship and the meaning of particular subject.
2. Improve race relation is the students have wider tolerance and acceptance of people who are different by virtue of the race, culture, social class and ability.. Cooperative problem and solving skills is that the students learn skills of cooperation and collaboration. These are important skills in a society where much adult work is carried out in

large, independent organization and where communities become more global in their orientation.

d. Advantages of Number Head Together (NHT)

There are some advantages of Number Head Together (NHT) technique:

1. Number Head Together (NHT) can improve students' academic achievement and be applied to almost all subject areas. According to Slavin (1995), quoted by Richard) cooperative learning strategies including NHT technique is helpful in fostering the four language skills, strengthening grammar and vocabulary power, and improving English competence.
2. Number Head Together (NHT) can increase students' engagement.
3. Number Head Together (NHT) decreases dominance from clever students so that students' equal participation will be apparent. Since students have to answer the questions, all students including the shy or weak ones should participate in reporting the answer.
4. Number Head Together (NHT) motivates students to learn. NHT can motivate students since the technique has the sense of competition and fun for students. Besides, students will be motivated because they are helped by their teammates. Being motivated, students will participate actively during the lesson.
5. Number Head Together (NHT) encourages peer tutoring from smart students who know the answer to other team members who do not. Having to tutor peers and receive peer tutoring readers the exchange

of information much more dynamic than rote memorization and individual textbook work.

C. *Theoretical Framework*

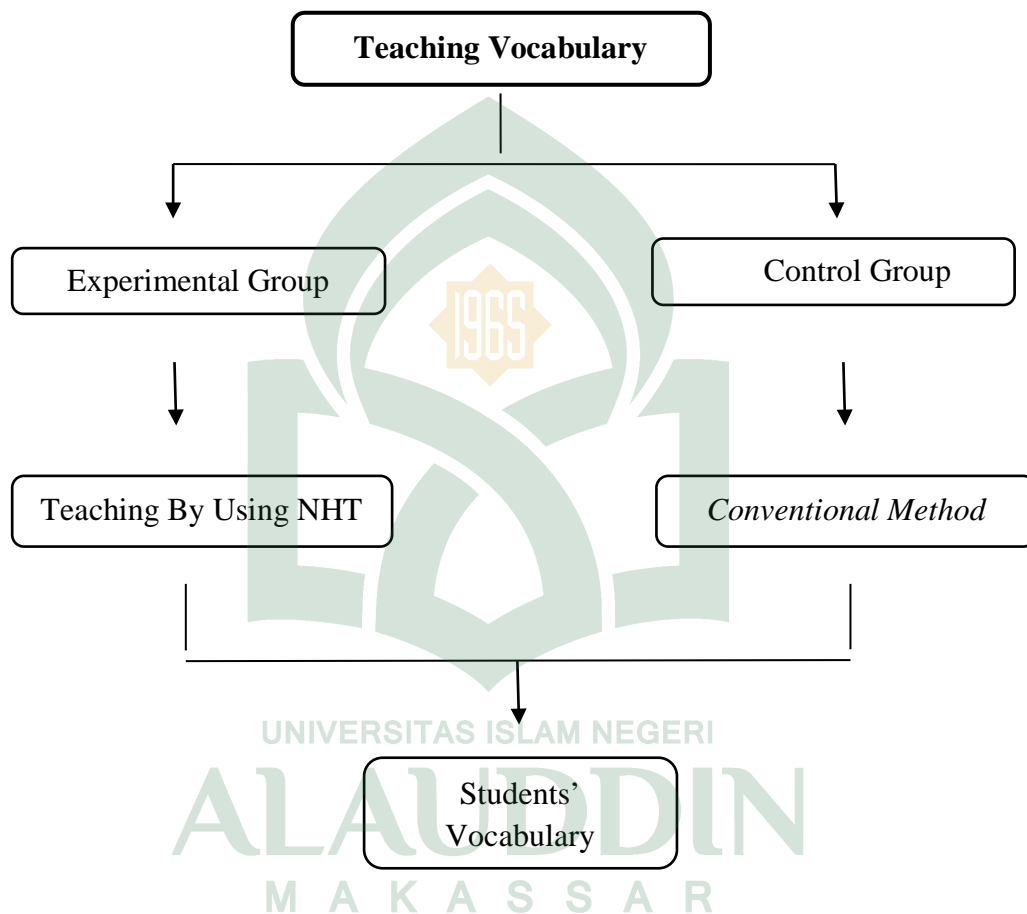



Figure 2.1 framework

Input refers to the teaching method in both classes (experimental group and control group), and process refers to giving treatment in teaching vocabulary using numbered heads together in the experimental group and teaching vocabulary by using conventional method in the controlled group. The output refers to students' vocabulary after treatment.

D. Research Hypothesis

The hypotheses of this research were proposed in terms of null hypothesis (H0) and the alternative hypothesis (H1) as follow:

1. (H0) : Teaching vocabulary by using cooperative learning method does not improve students' vocabulary mastery.
2. (H1) : Teaching vocabulary by using cooperative learning method improve students' vocabulary mastery.



CHAPTER III

RESEARCH METHOD

A. Research Method

In this chapter, the writer explained the research method that was used in this study. It consisted of: research design and research variable.

1. Research Design

This research applied an experimental method intend to find out whether the use of numbered heads together can improve students' vocabulary mastery. It is aimed at increasing students' vocabulary in learning English at MTS Islamic Boarding School of Sultan Hasanuddin Limbung-Gowa.

This research adopted a quasi-experimental design. The writer divided the samples into two groups, named experimental group (X1) and controlled group (X2). The experimental group was taught by using Numbered Heads Together Method in teaching vocabulary and the controlled group was implied by conventional method. The design of this research was shown on the table below.

Table 3.1 Research Design

Groups	Pre-test	Treatment	Final test (post-test)
EG	TI	XI	T2
CG	TI		T2

Explanation :

- EG : experimental group
 CG : controlled group
 T1 : the points before treatment
 T2 : the point after treatment
 X1 : treatment for experimental group

(Afriani: 2011)

Based on the pattern above, the writer gave the students of both experimental and controlled groups a set of pre-test. The treatments were given for experimental group to stimulate the students to understand and memorize vocabulary by using numbered heads together model. Then the control group used conventional method. After giving treatment, both of the groups were given a post-test.

2. Research Variable

This research had two kinds of variables: the independent variable and dependent variable, the independent variable was teaching method, namely cooperative learning method (NHT), and dependent variable was the students' vocabulary.

B. Population And Sample

1. Population

The population of the research was the first year students of MTS Islamic Boarding School Of Sultan Hasanuddin Pattunggalengang Limbung-Gowa in academic year 2016/2017. It consisted of six classes VIIA, VIIB, VIIC, VIID, VIIE, VIIF with 110 students.

2. Sample

The writer used purposive sampling technique and chose the VIIE and VIIF class at Islamic Boarding School of Sultan Hasanuddin Limbung-Gowa in academic year 2016/2017 with 50 students. The writer chose these classes as the recommendation from an English teacher in Islamic Boarding School of Sultan Hasanuddin. VIIE became experimental group, and VIIF became controlled group.

C. Research Instrument

The instrument of this research used three kinds: multiple choice, picture, and matching test. Multiple choices were 10 items with four options, namely a, b, c, d. Pictures were 15 items and matching test consisted of 5 items of question. It was used to find out description about students' vocabulary in Pre-test and post-test. The pre-test conducted to find out the students' prior knowledge of English vocabulary while the post- test was performed to find out development of the students' vocabulary mastery after learning through numbered head together model. The question contents of the pre-test and post-test was the same.

D. Data Collection Procedure

In collecting the data, the writer applied the procedure and took ninth meetings for the writer to collect the data. The procedures as follow:

1. Pre- test

For the first stage, the writer prepared several equipments before going to action including the instruments of collecting data such as observed the method or teaching technique at VII E and VII F. First meeting the writer took pre-test to measure the students' prior knowledge of English vocabulary. This test spent 60 (2 x 30) minutes.

2. Treatment

In these stages, the second until ninth meetings and spent 420 (8 x 60) minutes. The writer taught of vocabulary by using numbered heads together in experimental group and in controlled group the writer used conventional method. Procedures of Number heads together in experimental group were:

- a. The teacher divided students into five groups and each group consisted of five members.
- b. The teacher gave an assignment and each group got twenty minutes for discussions.
- c. The teacher called a number and the number which was called must answer the question.
- d. The teacher explained and concluded about the material.

3. Post-test

The tenth meeting, the writer gave students post-test to know students' vocabulary after treatment in both classes (experimental and controlled class) and this test spent 60 minutes.

E. Data Analysis Technique

The writer analyzed the data from pre-test and post-test by using the formula as follows:

1. Scoring the students' correct answer of pre-test and post test

$$\text{Score} = \frac{\text{Students' correct answer}}{\text{Total number of item}} \times 100$$

(Sudjana in Jusran, 2013: 30)

2. Classifying the scores of the students as follows;

Table 3.2 Classification of Scores

No	Classification	Score
1	Very Good	90-100
2	Good	70-89
3	Fair	50-69
4	Poor	30- 49
5	very poor	0- 29

(Jusran, 2013: 31)

3. Mean Score

Calculating the mean score of students by using the formula:

$$\bar{X} = \frac{\sum X}{N}$$

Notation:

\bar{X} : Mean score

$\sum X$: Sum of all scores

N : Total Respondent

(Sukestiyano, 2013:42)

4. Finding out the standard deviation of the students' pre-test and post-test

by applying this formula:

$$S.D_1 = \sqrt{\frac{SS_1}{N_1 - 1}}$$

$$S.D_2 = \sqrt{\frac{SS_2}{N_2 - 1}}$$

Notation:

SS_1 = Sum of square in experimental group

SS_2 = Sum of square in control group

- X_1 = The sum of scores in experimental group
 X_2 = The sum of scores in control group
 N_1 = Number of students in experimental group
 N_2 = Number of students in control group
 $S.D_1$ = Standar deviation in experimental group
 $S.D_2$ = Standard deviation in control group

Where :

$$SS1 = \sum X_1^2 - \frac{(\sum X_1)^2}{n_1 - 1}$$

$$SS2 = \sum X_2^2 - \frac{(\sum X_2)^2}{n_2 - 1}$$

(Gay, Mills and Airisian in Afriani, 2013: 31)

5. To find out whether the differences between pre-test and post-test value of the test using the following formula:

$$t = \frac{\bar{x}_1 - \bar{x}_2}{\sqrt{\left(\frac{SS_1 + SS_2}{n_1 + n_2 - 2}\right) \left(\frac{1}{n_1} + \frac{1}{n_2}\right)}}$$

Notation:

- t = test of significance
 \bar{x}_1 = mean score of experimental group
 \bar{x}_2 = mean score of control group
 SS_1 = Sum of square in experimental group
 SS_2 = Sum of square in control group
 n_1 = Number of students in experimental group
 n_2 = Number of students in control group

(Gay, Mills and Airisian in Afriani, 2013: 32)

CHAPTER IV

FINDINGS AND DISCUSSIONS

This chapter deals with two sections namely findings and discussion. It presents the findings of the research which are presented as data description, and the discussion of the findings reveals argument and further explanation of the findings. Furthermore, the researcher analyzed the data consisting of the result of pre-test and post-test either in experimental class or controlled class.

A. Findings

Findings of the study dealt with the presentation rate of the students' score were obtained from the test to find the mean score, standard deviation, and hypothesis testing.

1. The classification of students' pre-test and post-test scores in experimental class

Table 4.1

The rate percentage of score experimental class in pre-test

No	Classification	Score	Frequency

1	Very Good	90-100	1
2	Good	70-89	-
3	Fair	50-69	5
4	Poor	30- 49	15
5	very poor	0- 29	4
	Total		25

table 4.1 shows the percentage score of the experimental class in the pre-test from 25 students. It is seen that 1 student achieved score very good. There are 15 students got score Poor. It was none of the student that included in good score. There are 5 students who got score fair and 4 students got poor.

Table 4.2

The rate percentage of score experimental class in post-test

No	Classification	Score	Frequency
1	Very Good	90-100	12
2	Good	70-89	7
3	Fair	50-69	4
4	Poor	30- 49	2
5	very poor	0- 29	0
	Total		25

The rate percentage of the score of experimental class in post- test as shown table 4.2 above that there is an exceptionally increase score in which 12 students reached very good score and there were 7 students got good score. While, that 4 students got fair, 2 students got poor score and none of the students got very poor score.

Based on the presentation above, it could be concluded that the rate percentage in post-test is higher than the rate percentage in pre-test.

2. The classification of students' pre-test and post-test score in control class

Table 4.3

The rate percentage of score controlled class in pre-test

No	Classification	Score	Frequency
1	Very Good	90-100	-
2	Good	70-89	2
3	Fair	50-69	5
4	Poor	30- 49	12
5	very poor	0- 29	6
	Total		25

Table 4.3 presents the percentage score of the controlled class in the pre-test from 25 students. None of the students achieved very good score. There are 2 students who got good score. There are 5 students

got fair score, while there are 12 students got poor score and 6 students got very poor score.

Table 4.4

The rate percentage of score controlled class in post-test

No	Classification	Score	Frequency
1	Very Good	90-100	2
2	Good	70-89	7
3	Fair	50-69	8
4	Poor	30- 49	8
5	very poor	0- 29	0
Total			25

While, the rate percentage of the score of controlled class in post- test as table 4.4 above shows there are different results which 2 students achieved very good and 7 students got good scores. There are still 8 students got fair scores. Unfortunately, there are 8 students in poor scores and none of the students got very poor scores.

The descriptions above shows that the rate percentage in post-test is greater than the rate percentage in pre-test of control class. It means there is slight increase between students' vocabulary mastery in the

pre-test and students' vocabulary mastery in the post-test in controlled class

3. The mean score and standard deviation.

Table 4.5

Class	Mean Scores		Standard Deviation	
	Pre-Test	Post-Test	Pre-Test	Post-Test
Experimental	38.28	78.64	15.6	34.78
Controlled	38.44	59.72	17.98	27.56

The table indicates that the mean score of experimental class in the pre-test is 38.28 with the standard deviation 15.6 while the mean score in the controlled class is 38.44 with the standard deviation is 17.98. The mean score of the experimental class in the post-test is 78.64 and the standard deviation is 34.78 while the mean score of the controlled class in the post-test is 59.72 and the standard deviation is 27.56.

It shows that the mean score of the post-test is higher than the mean score of the pre-test and so is standard deviation. Therefore, it can be

concluded that the use of cooperative learning method could develop vocabulary of the students significantly.

4. The hypothesis testing

Table 4.6

Distribution the value of t-test and t-table in post-test

Variable	t-test	t-table
post-test	2.133	2.011

Post- test

In order to know whether or not the mean difference of both classes is statistically significant at the level of significance $p = 0.05$ or 5% degree of freedom $(N_1+N_2)-2 = 48$. The result of vocabulary development achieved 2.133 2.011 ($t\text{-test} > t\text{-table}$).

Based on the analysis above, it is concluded that there was a significant difference students' vocabulary mastery between experimental class and controlled class after giving treatment. It

means that cooperative learning method especially number heads together model could be used to develop the students' vocabulary.

The result of t-test value in vocabulary development indicates that it is greater than t-table value, these findings are used to determine the hypothesis (H₀) to be rejected when t-test value is greater than t-table value and alternative hypothesis is accepted (H₁) which proves that the use of cooperative learning method is effective to develop the students' vocabulary mastery.

B. Discussion

The statistical analysis from the result of the development of students' vocabulary mastery in this research shows that the students' vocabulary mastery before teaching by using cooperative learning methods (NHT model) was still low both of experimental class and controlled class. It was proven by the result before treatment. Contrarily, at the result of the post-test, there was a significant development in the post-test between experimental and controlled class. However, the result score of the post-test in the experimental class was more significant than the result score of controlled class. For this reason, the writer concluded that the treatment of Number heads together model was beneficial to increase the students vocabulary mastery at the first year students of junior high school of Islamic Boarding School of Sultan Hasanuddin Limbung Gowa.

Number Heads Together (NHT) made students learn English vocabulary with work group with little instruction from teacher and they answer the

questions of worksheet together. It is also supported by Larsen and Freeman said that cooperative learning is a successful teaching strategy in which small teams, each with student of different levels of ability, use variety of learning activities to improve their understanding of a subject. It also means cooperative learning method could increase the students' vocabulary mastery. In other hands Afriani in her research said NHT could improve students' motivation in learning skill at the second year students' of MTsN Simullu Majenne. It showed a significant difference in students' achievement between students who were taught by using cooperative learning method and those who were taught by using conventional method. Although with different problems, but it can be proven that the cooperative learning method can be used as a teaching method in learning English, including for mastery of vocabulary students

The technique of the teaching is one of the factors that influence the result of the study. In the process of teaching, the teachers must be creative to present the material teaching, teachers should choose appropriate technique, so the students will enjoy and excited the lesson. Based on the result of tests, the process of learning English using number heads together (NHT) in Islamic Boarding School of Sultan Hasanuddin could help the students to memorize vocabulary, so they could increase their vocabulary mastery. Besides, the students who had been taught using NHT model felt more fun and they were not bored in the classroom during the process of teaching learning. In the process of learning, the students in the experimental class were enjoy and enthusiastic.



CHAPTER V

CONCLUSION AND SUGGESTION

This chapter deals with two sections. The first section contains conclusion based on the research findings and discussion. The second section contains suggestion based on the findings and conclusion.

A. Conclusion

Based on the findings and the discussion in the previous chapter, the writer concludes that learning vocabulary through cooperative learning method/NHT model is effective to improve vocabulary to the students of the First Year of Islamic Boarding School of Sultan Hasanuddin Limbung Gowa. It is proved from the result of the test showed that there was a significant difference between students' pre-test and post-test. Furthermore, the t-test value was higher than the t-table value. It obviously seems that there was improvement in students' vocabulary after giving treatment by using number

heads together model and also teaching vocabulary through this method can help the students to increase their cooperation spirit. Student work through the assignment until all group members successfully understand and complete it. It can encourage students to improve their vocabulary.

B. Suggestion

1. In teaching English, cooperative learning/ NHT model should be used as one of the alternatives strategy which could help teacher in teaching and learning process.
2. The use of number heads together can increase students' vocabulary mastery because they help each other to understand the material of teaching and work together to accomplish the goal of the subject.
3. The teacher should be creative to present their materials of teaching, give students opportunity to share their ideas, present their work, give reinforcements, and tell their errors. This issue is very essential because the important thing in teaching is that students and teacher must work together.
4. The writer hopes that this research will be one of the references in teaching English language.



BIBLIOGRAPHY

- Afriani. 2011. "Improving Motivation In Learning English through Numbered Heads Together Study at The Second Year Students' Of MTsN Simullu Majene Sulawesi Barat". *Thesis*. Samata- Gowa: Islamic State University of Alauddin Makassar.
- Ariani, Sri. 2009. "Using Cooperative Learningbased on to Improve The Reading Comprehension of The Second Year Student Bontolempangan Kabupaten Gowa". *Thesis*. Samata- Gowa: Islamic State University of Alauddin Makassar.
- Astia, Dewi. 2015. "Improving The Students Vocabulary Mastery through The Hot Seat Games at Junior High School Wahdah Islamiyah in Antang Makassar". *Thesis*. Samata- Gowa: Islamic State University of Alauddin Makassar.
- Burn, Paul C and Betty L. Broman. 1975. *The Language Arts in Childhood Eduction. A Rational for Pedagogy*. Cambridge: Cambridge University Press.
- Cruickshank, Donald R. 2006. *The Act of Teaching 4th Edition*. New York: The McGraw-Hill Companies, Inc.

- Finocchiaro, M. and M, Bonomo. 1973. *The Foreign Language Learner: A Guide For Teacher*. New York: Regent Publishing Company, Inc.
- Hamzah, Nur. 2011. "Increasing The Second Year Students' Vocabulary Mastery By Learning Word Classification At Mtsn Madani Pao-Pao Gowa". *Thesis*. Samata- Gowa: Islamic State University of Alauddin Makassar.
- Hidayat, Syarif. 2013. "Improving Students' Interpersonal Conversation Competence By Utilizing Cooperative Learning Through Inside Outside Circle (IOC) Methodd At The Second Semester Students Of Piba Program Of Alauddin Makassar". *Thesis*. Samata- Gowa: Islamic State University of Alauddin Makassar.
- Huda, Miftahul. 2011. *Cooperative Learning; Metode, Teknik, Struktur dan Model Penerapan*. Yogyakarta: Pustaka Pelajar,
- Jusran, Muh. 2013. "The Effectiveness Of Active Learning Techniques in Developing The Students' Vocabulary Mastery at The Second Semester Grade of Junior High School 1 Pattalassang". *Thesis*. Samata- Gowa: Islamic State University of Alauddin Makassar.
- Kagan, Spencer. 1994. *Cooperative Learning*. San Clemente, CA: Kagan Publishing. <http://www.kaganonline.com>. (accessed on 2 august 2016).
- Larsen, Diane and Freeman. 2000. *Techniques and Principle in Language Teaching*. Unite States of Amerika: Oxford university press.
- Larsen, Diane. 1968. *Techniques and principle in language teaching*. Unite States of Amerika: Oxford University Press.
- Muhsin. 2008. "Improve The Students' English Pronunciation Through Numbered Heads Together at SMA 16 Makassar". *Thesis*. Samata- Gowa: Islamic State University of Alauddin Makassar.
- Richards, Jack C and Renandya Willy A. 2002. *Methodology in Language Teaching*. New York : Cambridge University Press.


Slavin, Robert E. 1995. *Cooperative Learning; Theory, Research, and Practice 2nd Edition*. Needham Heights, Massachusetts: Allyn and Bacon.

Sukestiyano. 2013. *Statistika Dasar*. Yogyakarta: Andi Offset.

Tumainah, 2009. "Improving Students' Vocabulary Mastery Using Beyond Centers and Circle Time Method". *Thesis*. Surakarta: Sebelas Maret University.

Wallace, L; Marry.1982. *Vocabulary Building and Word Study*. NewYork: Mc. Graw-Hill Book Company.

Arfiyadi Ahsan. 2014 "Model Pembelajaran Number Head Together (NHT)".<http://modelpembelajarankooperatif.blogspot.com>. (accessed on 13 September 2017)



APPENDIX I

INSTRUMENT OF THE PRE-TEST AND POST-TEST

Vocabulary Test

Name :

Class :


Date :

Direction : Choose the correct answer meaning of the underlined words !1. My sister cuts some cucumbers in the kitchen.

- a. Membagi - mentimun
- b. Memasak - kentang
- c. Memotong- mentimun
- d. Mencampur - kentang

2. Ali is a lawyer.

- a. Guru

- b. Dokter
- c. Pedagang
- d. Pengacara
3. My father says that the test will be difficult.
- a. Menolak
- b. Menyuruh
- c. Mengatakan
- d. Membungkus
4. Eddy and I are classmate.
- a. Musuh
- b. Sahabat
- c. Saudara
- d. Teman kelas
5. My uncle owns a beautiful house
- a. Membeli
- b. Menukar
- c. Memiliki
- d. Meminjam
- 
- UNIVERSITAS ISLAM NEGERI
ALAUDDIN
M A K A S S A R

Direct : choose the right answer

6. My brother is an architect. _____ designed my house.
- a. She
- b. He
- c. They

d. You

7. We wanted to arrive before dinner, but ____ flight was delayed.

a. Its

b. Our

c. Ours

d. Your

8. This dictionary are ____, and the one is mine.

a. You

b. Your

c. Yours

d. Yourself

9. You should go to Jakarta ____ to meet the client.

a. Herself

b. Yourself

c. Yours

d. Her

10. The students are discussing the lesson. Tell ____ that the time is over.

a. Her

b. It

c. Them

d. Their

Direction : look at the pictures and write their vocabulary !

Verb



Adjective



Noun




Match the words with their definition !

7. Pilot

a. He/ she designs buildings.



- | | |
|---------------|-----------------------------------|
| 8. Teacher | b. Person who makes bread. |
| 9. Painter | c. People paint house for living. |
| 10. Baker | d. Who flies an airplanes. |
| 11. Architect | e. Who gives lessons to students |



APPENDIX II

THE ANSWER OF RESEARCH INSTRUMENT

1. C. Memotong- mentimun
2. D. Pengacara
3. C. Mengatakan
4. D. Teman kelas
5. C. Memiliki
6. B. He
7. B. Our
8. C. Yours
9. B. Yourself
10. C. Them

Verb

Basket Ball



Cough



Throw the Trash Smoking



Waiting



Adjective

Far



Rich



Scary



Busy



Hungry



Noun

Pear



Cup



Carrot



Snowman



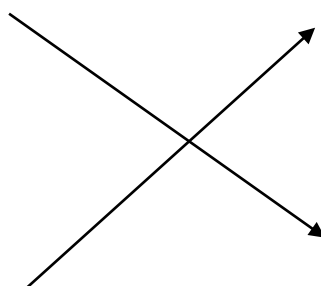
Dinosaur



Match the words with their definition !

26. Pilot

a. He/ she designs buildings.



- | | | |
|---------------|--|-----------------------------------|
| 27. Teacher | | b. Person who makes bread |
| 28. Painter | | c. People paint house for living. |
| 29. Baker | | d. Who flies an airplanes. |
| 30. Architect | | e. Who gives lessons to students |

1965
APPENDIX III

Lesson Plan I

1. Identity :

Subject : English

Element : Vocabulary

Alokasi Waktu : 2 X 30 Minutes

Date : 17 January 2017

UNIVERSITAS ISLAM NEGERI

2. General Instructional Object

The students are able to master vocabulary in oral and written test.

3. Teaching Material : worksheet of **Nouns**

ALAUDDIN
MAKASSAR

a. egg



b. desserts



c. gorilla



d. orange juice



e. night



6. etc

4. Teaching Method : Cooperative Learning

5. Teaching Technique : Discussion , Question And Answer.

6. Model : Number Heads Together

7. Needed Material : worksheet Of Noun.

8. Teaching Procedures

a. Beginning activities

- The teacher gave greeting to the students and ask them to pray together.
- The teacher encouraged or motivated the students to focus on teaching-learning activities.

b. Initial activities

- The teacher divides students into five group and each group consist of five or four members.
- The teacher give each students number heads 1,2,3,4,5.
- The teacher gives a worksheet and each group get twenty minutes for discussions.
- The teacher calls a number and the number which call have to answer the question.

c. Final activities

- The teacher explains and conclude about the material.

9. Evaluation : direct question and written test.

Limbung, 17 January 2017

Teacher

Researcher

Ust. Zulqodri

Siti. Emma Rachmawaty

Lesson Plan II

1. Identity :

Subject : English

Element : Vocabulary

Alokasi Waktu : 2 X 30 Minutes

Date : 22 January 2017

2. General Instructional Object

The students are able to master vocabulary in work group.

3. Teaching Material: worksheet of **Verbs**

Direction : make a circle to correct picture !

a. run



b. swim



c. think



d. bloom



e. walk



Multiple Choices

Choose The Correct Answer

1. A : Can you help me?
 B : Yes, of course. What can I do for you?
 A : Please, this bag to my room.
 B : Yes, Sir.
 - a. bring
 - b. help
 - c. give
 - d. Ha

2. Rina : I want to wear my white gown to Amanda's party. What do you think?
 Lisa : I think the red one is better.
 Rina : Ok. I will the red gown
 - a. wrap
 - b. go

- c. wear
- d. give

3. The gardener the grass every Monday and Thursday.

- a. cuts
- b. plans
- c. trains
- d. comes

4. I am so hungry. So, I a meal .

- a. prepare
- b. walk
- c. kick
- d. wear

5. Tami : Where do you want move?

Dikta : I want to to Australia with my parents.

- a. come
- b. find
- c. move
- d. run

4. Teaching Method : Cooperative Learning

5. Teaching Technique : Discussion , Question and Answer.

6. Model : Number Heads Together

7. Needed Material : worksheet Of verb

8. Teaching Procedures

a. Beginning activities

- The teacher gave greeting to the students and ask them to pray together.
- The teacher encouraged or motivated the students to focus on teaching-learning activities.

b. Initial activities

- The teacher divides students into five group and each group consist of five or four members.
- The teacher give each students number heads 1,2,3,4,5.

- The teacher gives a worksheet and each group get twenty minutes for discussions.
- The teacher calls a number and the number which call have to answer the question.

c. Final activities

- The teacher explains and conclude about the material.

10. Evaluation : direct question and written test.

Limbung, 22 January 2017

Teacher

Researcher

Ust. Zulqodri

Siti. Emma Rachmawaty

Lesson plan III

UNIVERSITAS ISLAM NEGERI

ALAUDDIN

MAKASSAR

1. Identity :
 Subject : English
 Element : Vocabulary
 Alokasi Waktu : 2 X 30 Minutes
 Date : 29 January 2017

2. General Instructional Object

The students are able to master vocabulary in work group.

3. Teaching Material : Papersheet of **Adjectives**

Choose the correct answer !

- 1) This exercise was too for me. I got score 100.

- a. difficult
- b. easy
- c. expensive
- d. high

2) Diana's barbie is broken. Diana is very now.

- a. confuse
- b. sad
- c. happy
- d. charm

3) Luna is celebrating her birthday.

Now Luna feels

- a. angry
- b. dusty
- c. easy
- d. happy

4) The clown is so He makes all kids laugh and happy.

- a. funny
- b. quiet
- c. noisy
- d. disgusting

5) The carpet is I want to clean it.

- a. large
- b. shiny
- c. dirty
- d. soft

6) Sugar is , but honey is sweeter than sugar.

- a. salty
- b. small
- c. sweet
- d. smooth

7) Kathy is a She teaches Math in our class. Every students love her.

- a. kind teacher
- b. ugly teacher
- c. arrogant teacher

d. emotional teacher

8) Lili : Do you have a ?

Shopkeeper : Yes, we do. The fruit rack is right there.

- a. persian cat
- b. green apple
- c. running shoes
- d. drawing book

9) Teguh : This fried chicken is my favourite.

Hilda : I like it too. This fried chicken is very

- a. delicious
- b. bitter
- c. salty
- d. dangerous

10) I have a house. I am so tired to clean my house.always reads
everymorning .

- a. big
- b. small
- c. beautiful
- d. wonderful

Make a circle in correct picture!

1. warm



2. strong



3. slow



4. sleepy



5. poor



6. painful



7. old



8. noisy



9. heavy



10. handsome



11. full



12. sick



13. fat



14. fast



15. famous



4. Teaching Method : Cooperative Learning
5. Teaching Technique : Discussion , Question And Answer.
6. Model : Number Heads Together
7. Needed Material : worksheet Of adjective.

8. Teaching Procedures

a. Beginning activities

- The teacher gave greeting to the students and ask them to pray together.
- The teacher encouraged or motivated the students to focus on teaching-learning activities.

b. Initial activities

- The teacher divides students into five group and each group consist of five or four members.
- The teacher give each students number heads 1,2,3,4,5.
- The teacher gives a worksheet and each group get twenty minutes for discussions.
- The teacher calls a number and the number which call have to answer the question.

c. Final activities

- The teacher explains and conclude about the material.

9. Evaluation : direct question and written test.

Limbung, 29 January 2017

Teacher

Researcher

Ust. Zulqodri

Siti. Emma Rachmawaty

UNIVERSITAS ISLAM NEGERI
ALAUDDIN
 M A K A S S A R

LESSON PLAN IV

1. Identity :

Subject : English

Element : Vocabulary

Alokasi Waktu : 2 X 30 Minutes

Date : 5 February 2017

2. General Instructional Object

The students are able to master vocabulary in work group.

3. Teaching Material : Pronoun

	subject	object	adjective	possessive
Saya	I	Me	My	Mine
Anda	You	You	Your	Yours
Kami	We	Us	Our	Ours
Mereka	They	Them	Their	Theirs
Dia (lk)	He	Him	His	His
Dia (pr)	She	Her	Her	Hers
Itu(bd)	It	It	Its	Its

4. Teaching Method : Cooperative Learning

5. Teaching Technique : Discussion , Question And Answer.

6. Model : Number Heads Together

7. Needed Material : worksheet of pronoun.

8. Teaching Procedures

a. Beginning activities

- The teacher gave greeting to the students and ask them to pray together.
- The teacher encouraged or motivated the students to focus on teaching-learning activities.

b. Initial activities

- The teacher divides students into five group and each group consist of five or four members.
- The teacher give each students number heads 1,2,3,4,5.
- The teacher gives a worksheet and each group get twenty minutes for discussions.
- The teacher calls a number and the number which call have to answer the question.

c. Final activities

- The teacher explains and concludes about the material.

9. Evaluation : direct question and written test.


Limbung, 5 February 2017

Teacher

Researcher

Ust. Zulqodri

Siti. Emma Rachmawaty



APPENDIX IV

The Row Score of the Students' Pre-Test in Experimental Class

Number of students	Number of item	Number of correct answer	Score	Classification
1	30	9	30	Poor

2	30	19	63	Fair
3	30	16	53	Fair
4	30	5	16	Very poor
5	30	18	60	Fair
6	30	12	40	Poor
7	30	14	46	Poor
8	30	13	43	Poor
9	30	7	23	Very Poor
10	30	15	50	Fair
11	30	12	40	Poor
12	30	12	40	Poor
13	30	10	33	Poor
14	30	10	33	Poor
15	30	10	33	Poor
16	30	9	30	Poor
17	30	5	16	Very Poor
18	30	6	20	Very Poor
19	30	9	30	Poor
20	30	10	33	Poor
21	30	13	43	Poor
22	30	11	36	Poor
23	30	9	30	Poor
24	30	9	30	Fair
25	30	26	86	Very good
Total		289	957	

APPENDIX V

The Row Score of the Students' Post-Test in Experimental Class

Number of students	Number of item	Number of correct answer	Score	Classification
1	30	28	93	Very Good
2	30	28	93	Very Good
3	30	26	86	Good
4	30	13	43	Poor
5	30	23	76	Good
6	30	14	46	Poor
7	30	15	50	Fair
8	30	28	93	Very Good
9	30	26	86	Good
10	30	27	90	Very Good
11	30	27	90	Very Good
12	30	27	90	Very Good
13	30	22	73	Good
14	30	23	76	Good
15	30	22	73	Good
16	30	21	70	Good
17	30	28	93	Very Good
18	30	18	60	Fair
19	30	19	63	Fair
20	30	25	83	Very Good
21	30	28	93	Very Good
22	30	28	93	Very Good
23	30	28	93	Very Good
24	30	18	60	Fair
25	30	30	100	Very good
Total		592	1966	

APPENDIX VI

The Row Score of the Students' Pre-Test in Controlled Class

Number of students	Number of item	Number of correct answer	Score	Classification
1	30	17	56	Fair
2	30	22	73	Good
3	30	20	66	Fair
4	30	23	76	Good
5	30	9	30	Poor
6	30	7	23	Very Poor
7	30	4	13	Very poor
8	30	8	26	Very poor
9	30	11	36	Poor
10	30	11	36	Poor
11	30	10	30	Poor
12	30	16	53	Fair
13	30	16	53	Fair
14	30	6	20	Very poor
15	30	9	30	Poor
16	30	6	20	Very Poor
17	30	9	30	Poor
18	30	14	46	Poor
19	30	13	43	Poor
20	30	4	13	Very Poor
21	30	9	30	Poor
22	30	9	30	Poor
23	30	11	36	Poor
24	30	11	36	Poor
25	30	17	56	Fair
Total		292	961	

APPENDIX VII

The Row Score of the Students' Post-Test in Controlled Class

Number of students	Number of item	Number of correct answer	Score	Classification
1	30	24	80	Good
2	30	24	80	Good
3	30	25	83	Good
4	30	27	90	Very Good
5	30	10	33	Poor
6	30	10	33	Poor
7	30	10	33	Poor
8	30	28	93	Very Good
9	30	22	73	Good
10	30	17	56	Fair
11	30	16	53	Fair
12	30	22	73	Good
13	30	18	60	Fair
14	30	7	23	Poor
15	30	19	63	Fair
16	30	12	40	Poor
17	30	18	60	Fair
18	30	18	60	Fair
19	30	19	63	Fair
20	30	11	36	Poor
21	30	25	83	Good
22	30	13	43	Poor
23	30	22	73	Good
24	30	13	43	Poor
25	30	20	66	Fair
Total		450	1493	

APPENDIX VIII

The Row Scores of the Students' Pre-Test and Post Test

in Experimental Class

RESPONDENT	PRE-TEST		POST-TEST	
	SCORE X1	(X1) ²	SCORE X2	(X2) ²
1	30	900	93	8649
2	63	3.969	93	8649
3	53	2809	86	7396
4	16	256	43	1849
5	60	3600	76	5776
6	40	1600	46	2576
7	46	2116	50	2500
8	43	1849	93	8649
9	23	529	86	7396
10	50	2500	90	15496
11	40	1600	90	15496
12	40	1600	90	15496
13	33	1089	73	5329
14	33	1089	76	5776
15	33	1089	73	5329
16	30	900	70	4900
17	16	256	93	8649
18	20	400	60	3600
19	30	900	63	3696
20	33	1089	83	6889
21	43	1849	93	8649
22	36	1296	93	8649
23	30	900	93	8649
24	30	900	60	3600
25	86	7396	100	10000
TOTAL	957	42481	1966	183643

APPENDIX IX

The Row Scores of the Students' Pre-Test and Post Test

in Controlled Class

RESPONDENT	PRE-TEST		POST-TEST	
	SCORE (X) ₁	(X ₁) ²	SCORE (X) ₂	(X ₂) ²
1	56	3136	80	6400
2	73	5329	80	6400
3	66	4356	83	6889
4	76	5776	90	8100
5	30	900	33	1089
6	23	529	33	1089
7	13	169	33	1089
8	26	676	93	8649
9	36	1296	73	5256
10	36	1296	56	9409
11	30	900	53	3969
12	53	2809	73	5329
13	53	2809	60	3600
14	20	400	23	529
15	30	900	63	3696
16	20	400	40	1600
17	30	900	60	3600
18	46	2576	60	3600
19	43	1849	63	3696
20	13	169	36	3136
21	30	900	83	6889
22	30	900	43	1849
23	36	1296	73	5329
24	36	1296	43	1849
25	56	3136	66	4356
TOTAL	961	44703	1493	107397

APPENDIX X

Mean Score

EXPERIMENTAL CLASS

1. PRETEST

$$\bar{X} = \frac{\sum x}{N}$$

$$\bar{X} = \frac{957}{25}$$

$$\bar{X} = 38.28$$

2. POST – TEST

$$\bar{X} = \frac{\sum x}{N}$$

$$\bar{X} = \frac{1966}{25}$$

$$\bar{X} = 78.64$$

CONTROLLED CLASS

1. PRETEST

$$\bar{X} = \frac{\sum x}{N}$$

$$\bar{X} = \frac{961}{25}$$

$$\bar{X} = 38.44$$

2. POST – TEST

$$\bar{X} = \frac{\sum x}{N}$$

$$\bar{X} = \frac{1493}{25}$$

$$\bar{X} = 59.72$$



Standard Deviation

Experimental class

PRE-TEST

POST-TEST

$$S.D1 = \sqrt{\frac{ss1}{n-1}}$$

$$S.D1 = \sqrt{\frac{ss1}{n-1}}$$

where, $ss1 = \sum X1^2 - \frac{(\sum X1)^2}{n}$

where, $ss1 = \sum X1^2 - \frac{(\sum X1)^2}{n}$

$$ss1 = 42481 - \frac{(957)^2}{25}$$

$$ss1 = 183643 - \frac{(1966)^2}{25}$$

$$ss1 = 42481 - 36633$$

$$ss1 = 183643 - 154606$$

$$ss1 = 5848$$

$$ss1 = 29037$$

$$S.D1 = \sqrt{\frac{ss1}{n-1}}$$

$$S.D1 = \sqrt{\frac{ss1}{n-1}}$$

$$S.D1 = \sqrt{\frac{5848}{25-1}}$$

$$S.D1 = \sqrt{\frac{29037}{25-1}}$$

$$S.D1 = \sqrt{\frac{5848}{24}}$$

$$S.D1 = \sqrt{\frac{29037}{24}}$$

$$S.D1 = \sqrt{243.9}$$

$$S.D1 = \sqrt{1209.8}$$

$$S.D1 = 15.6$$

$$SD = 34.78$$

Controlled Class

PRE-TEST

$$S.D2 = \sqrt{\frac{ss2}{n2}}$$

$$\text{where, } ss2 = \sum X2^2 - \frac{(\sum X2)^2}{n2}$$

$$ss2 = 44703 - \frac{(961)^2}{25}$$

$$ss2 = 44703 - 36940$$

$$ss2 = 7763$$

$$S.D2 = \sqrt{\frac{ss1}{n2-1}}$$

$$S.D2 = \sqrt{\frac{7763}{25-1}}$$

$$S.D2 = \sqrt{\frac{7763}{24}}$$

$$S.D2 = \sqrt{323,45}$$

$$S.D2 = 17,98$$

POST-TEST

$$S.D2 = \sqrt{\frac{ss2}{n2}}$$

$$\text{where, } ss2 = \sum X2^2 - \frac{(\sum X2)^2}{n2}$$

$$ss2 = 107397 - \frac{(1493)^2}{25}$$

$$ss2 = 107397 - 89161$$

$$ss2 = 18236$$

$$S.D2 = \sqrt{\frac{ss2}{n2-1}}$$

$$S.D2 = \sqrt{\frac{18236}{25-1}}$$

$$S.D2 = \sqrt{\frac{18236}{24}}$$

$$S.D2 = \sqrt{759,83}$$

$$S.D2 = 27,56$$



The Significant Difference

$$\bar{X}_1 = 78.64$$

$$SS_1 = 29037$$

$$\bar{X}_2 = 59.72$$

$$SS_2 = 18236$$

1. T-test

$$t = \frac{\bar{x}_1 - \bar{x}_2}{\sqrt{\left(\frac{SS_1 + SS_2}{n_1 + n_2 - 2}\right) \left(\frac{1}{n_1} + \frac{1}{n_2}\right)}}$$

$$t = \frac{78.64 - 59.72}{\sqrt{\left(\frac{29037 + 18236}{25 + 25 - 2}\right) \left(\frac{1}{25} + \frac{1}{25}\right)}}$$

$$t = \frac{18,92}{\sqrt{\left(\frac{47273}{48}\right) \left(\frac{2}{25}\right)}}$$

$$t = \frac{18.92}{\sqrt{(984,8)(0.08)}}$$

$$t = \frac{18.92}{\sqrt{78.784}}$$

$$t = \frac{18.92}{8,87}$$

$$t = 2,133$$

2. T-table

For level significance (α) = 0.05

Degree of freedom (df) = (N1+N2)-2 = (25+25)-2 = 48

t-table = 2.011.

Distribution of t-Table

D.F.	LEVEL SIGNIFICANT						
	20%	10%	5%	2%	1%	0,2%	0,1%
Two Tailed Test							
One Tailed Test	10%	5%	2,5%	1%	0,5%	0,1%	0,05%
1	3,078	6,314	12,706	31,821	63,657	318,309	636,619
2	1,886	2,920	4,303	6,965	9,925	22,327	31,599
3	1,638	2,353	3,182	4,541	5,841	10,215	12,924
4	1,533	2,132	2,776	3,747	4,604	7,173	8,610
5	1,476	2,015	2,571	3,365	4,032	5,893	6,869
6	1,440	1,943	2,447	3,143	3,707	5,208	5,959
7	1,415	1,895	2,365	2,998	3,499	4,785	5,408
8	1,397	1,860	2,306	2,896	3,355	4,501	5,041
9	1,383	1,833	2,262	2,821	3,250	4,297	4,781
10	1,372	1,812	2,228	2,764	3,169	4,144	4,587
11	1,363	1,796	2,201	2,718	3,106	4,025	4,437
12	1,356	1,782	2,179	2,681	3,055	3,930	4,318
13	1,350	1,771	2,160	2,650	3,012	3,852	4,221
14	1,345	1,761	2,145	2,624	2,977	3,787	4,140
15	1,341	1,753	2,131	2,602	2,947	3,733	4,073
16	1,337	1,746	2,120	2,583	2,921	3,686	4,015
17	1,333	1,740	2,110	2,567	2,898	3,646	3,965
18	1,330	1,734	2,101	2,552	2,878	3,610	3,922
19	1,328	1,729	2,093	2,539	2,861	3,579	3,883
20	1,325	1,725	2,086	2,528	2,845	3,552	3,850
21	1,323	1,721	2,080	2,518	2,831	3,527	3,819
22	1,321	1,717	2,074	2,508	2,819	3,505	3,792
23	1,319	1,714	2,069	2,500	2,807	3,485	3,768
24	1,318	1,711	2,064	2,492	2,797	3,467	3,745
25	1,316	1,708	2,060	2,485	2,787	3,450	3,725
26	1,315	1,706	2,056	2,479	2,779	3,435	3,707
27	1,314	1,703	2,052	2,473	2,771	3,421	3,690
28	1,313	1,701	2,048	2,467	2,763	3,408	3,674
29	1,311	1,699	2,045	2,462	2,756	3,396	3,659
30	1,310	1,697	2,042	2,457	2,750	3,385	3,646
31	1,309	1,696	2,040	2,453	2,744	3,375	3,633
32	1,309	1,694	2,037	2,449	2,738	3,365	3,622

33	1,308	1,692	2,035	2,445	2,733	3,356	3,611
34	1,307	1,691	2,032	2,441	2,728	3,348	3,601
35	1,306	1,690	2,030	2,438	2,724	3,340	3,591
36	1,306	1,688	2,028	2,434	2,719	3,333	3,582
37	1,305	1,687	2,026	2,431	2,715	3,326	3,574
38	1,304	1,686	2,024	2,429	2,712	3,319	3,566
39	1,304	1,685	2,023	2,426	2,708	3,313	3,558
40	1,303	1,684	2,021	2,423	2,704	3,307	3,551
41	1,303	1,683	2,020	2,421	2,701	3,301	3,544
42	1,302	1,682	2,018	2,418	2,698	3,296	3,538
43	1,302	1,681	2,017	2,416	2,695	3,291	3,532
44	1,301	1,680	2,015	2,414	2,692	3,286	3,526
45	1,301	1,679	2,014	2,412	2,690	3,281	3,520
46	1,300	1,679	2,013	2,410	2,687	3,277	3,515
47	1,300	1,678	2,012	2,408	2,685	3,273	3,510
48	1,299	1,677	2,011	2,407	2,682	3,269	3,505
49	1,299	1,677	2,010	2,405	2,680	3,265	3,500
50	1,299	1,676	2,009	2,403	2,678	3,261	3,496
51	1,298	1,675	2,008	2,402	2,676	3,258	3,492
52	1,298	1,675	2,007	2,400	2,674	3,255	3,488
53	1,298	1,674	2,006	2,399	2,672	3,251	3,484
54	1,297	1,674	2,005	2,397	2,670	3,248	3,480
55	1,297	1,673	2,004	2,396	2,668	3,245	3,476
56	1,297	1,673	2,003	2,395	2,667	3,242	3,473
57	1,297	1,672	2,002	2,394	2,665	3,239	3,470
58	1,296	1,672	2,002	2,392	2,663	3,237	3,466
59	1,296	1,671	2,001	2,391	2,662	3,234	3,463
60	1,296	1,671	2,000	2,390	2,660	3,232	3,460
61	1,296	1,670	2,000	2,389	2,659	3,229	3,457
62	1,295	1,670	1,999	2,388	2,657	3,227	3,454
63	1,295	1,669	1,998	2,387	2,656	3,225	3,452
64	1,295	1,669	1,998	2,386	2,655	3,223	3,449
65	1,295	1,669	1,997	2,385	2,654	3,220	3,447
66	1,295	1,668	1,997	2,384	2,652	3,218	3,444
67	1,294	1,668	1,996	2,383	2,651	3,216	3,442
68	1,294	1,668	1,995	2,382	2,650	3,214	3,439
69	1,294	1,667	1,995	2,382	2,649	3,213	3,437
70	1,294	1,667	1,994	2,381	2,648	3,211	3,435
71	1,294	1,667	1,994	2,380	2,647	3,209	3,433
72	1,293	1,666	1,993	2,379	2,646	3,207	3,431
73	1,293	1,666	1,993	2,379	2,645	3,206	3,429

74	1,293	1,666	1,993	2,378	2,644	3,204	3,427
75	1,293	1,665	1,992	2,377	2,643	3,202	3,425
76	1,293	1,665	1,992	2,376	2,642	3,201	3,423
77	1,293	1,665	1,991	2,376	2,641	3,199	3,421
78	1,292	1,665	1,991	2,375	2,640	3,198	3,420
79	1,292	1,664	1,990	2,374	2,640	3,197	3,418
80	1,292	1,664	1,990	2,374	2,639	3,195	3,416
81	1,292	1,664	1,990	2,373	2,638	3,194	3,415
82	1,292	1,664	1,989	2,373	2,637	3,193	3,413
83	1,292	1,663	1,989	2,372	2,636	3,191	3,412
84	1,292	1,663	1,989	2,372	2,636	3,190	3,410
85	1,292	1,663	1,988	2,371	2,635	3,189	3,409
86	1,291	1,663	1,988	2,370	2,634	3,188	3,407
87	1,291	1,663	1,988	2,370	2,634	3,187	3,406
88	1,291	1,662	1,987	2,369	2,633	3,185	3,405
89	1,291	1,662	1,987	2,369	2,632	3,184	3,403
90	1,291	1,662	1,987	2,368	2,632	3,183	3,402
91	1,291	1,662	1,986	2,368	2,631	3,182	3,401
92	1,291	1,662	1,986	2,368	2,630	3,181	3,399
93	1,291	1,661	1,986	2,367	2,630	3,180	3,398
94	1,291	1,661	1,986	2,367	2,629	3,179	3,397
95	1,291	1,661	1,985	2,366	2,629	3,178	3,396
96	1,290	1,661	1,985	2,366	2,628	3,177	3,395
97	1,290	1,661	1,985	2,365	2,627	3,176	3,394
98	1,290	1,661	1,984	2,365	2,627	3,175	3,393
99	1,290	1,660	1,984	2,365	2,626	3,175	3,392
100	1,290	1,660	1,984	2,364	2,626	3,174	3,390

**Documentation of Research in Islamic Boarding school Of Sultan
Hasanuddin**

Experimental Class



UNIVERSITAS ISLAM NEGERI

ALAUDDIN





Controlled Class



AI AUDDIN



CURICULUM VITAE



The writer, **Siti Emma Rachmawaty** was born on May 31, 1995 in Balikpapan. She is the daughter of Askary Samad, SE. and Andriani Askary. She has two sisters, Siti Nurul Afifah and Siti Nurul Azisyah.

The writer began her study in SDN Bontokamase, Gowa, South Sulawesi and graduated in 2007. She continued her study in MTs Sultan Hasanuddin. She graduated in 2010. Then she continued her study in MA Sultan Hasanuddin graduated in 2013.

In 2013, she continued her study at State Islamic University of Alauddin Makassar. She was majoring in English Education Department in Tarbiyah and Teaching Science Faculty.