

**INCREASING THE STUDENTS' WRITING SKILL THROUGH
ROUNDTABLE TECHNIQUE AT THE SECOND YEAR STUDENTS OF
SMPN 1 SINJAI TENGAH**



A Thesis

**Submitted in partial Fulfillment of the Requirements for the Degree of
Sarjana Pendidikan in English Education Department of Tarbiyah and
Teaching Science Faculty of UIN Alauddin Makassar**

By

Sri Sepianita

Reg. Number : 20401106073

**ENGLISH EDUCATION DEPARTMENT OF TARBIYAH AND TEACHING
SCIENCE FACULTY OF ALAUDDIN STATE
ISLAMIC UNIVERSITY MAKASSAR
2010**

PERNYATAAN KEASLIAN SKRIPSI

Dengan penuh kesadaran, penulis yang bertanda tangan dibawah ini menyatakan bahwa skripsi ini benar-benar hasil karya penulis sendiri. Dan jika kemudian hari skripsi ini terbukti merupakan duplikat, tiruan atau dibuat orang lain secara keseluruhan atau sebagian, maka skripsi dan gelarnyang diperoleh karenanya batal demi hukum.



Makassar, Februari 2011

Penulis

UNIVERSITAS ISLAM NEGERI
ALAUDDIN
M A K A S S A R

Sri Sepianita

ACKNOWLEDGEMENTS

Syukur Alhamdulillah, the writer would like to pass the highest gratitude to the Almighty Allah SWT for his guidance, blessing and merciful so the writer finish the thesis with the tittle **“Increasing the Students’ Writing Skill through Roundtable Technique at the Second Year Students of SMPN 1 Sinjai Tengah”**. Shalawat and Salam are addressed to chosen messenger, the prophet Muhammad SAW.

The writer realized that many hands given their helps and valuate suggestion for the completion of this writing thesis. Without the assistance of these people, this writing thesis would never have existed. Therefore, the writer would like to express her appreciation and sincere thanks to all them particularly:

1. The deepest and unending thank to the writer parents, Syahrir Johan(Alm) and Cici, also to all writer family who always supports, helps, motivates, and prays for the writer’s success.
2. Prof. Dr. H. Azhar Arsyad, M.A as the Rector of UIN Alauddin Makassar, for his advice during the period study at the University.
3. Prof. Dr. H. Moh. Natsir Mahmud, M.A as the Dean of Tarbiyah and Teacher Training Faculty for his advice and motivation.
4. Dra. St. Azizah, M. Ed. St. as the first consultant. Drs. H. Wahyudin Naro, M. Hum, as the second consultant who have given the writer guidance, correction, and overall support since the preliminary stage of manuscript until the completion of this thesis.

5. All the lecturer and staff of English Department for their guidance and assistance during the years of the writer's study.

Makassar, Februari 2011

The writer

Sri Sepianita

20401106073




TABLE OF CONTENTS

	Page
HALAMAN JUDUL.....	i
PERNYATAAN KEASLIAN SKRIPSI.....	ii
HALAMAN PERSETUJUAN PEMBIMBING.....	iii
HALAMAN PENGESAHAN SKRIPSI.....	iv
ACKNOWLEDGEMENT.....	v
TABLE OF CONTENTS	vii
ABSTRACT.....	ix
CHAPTER I INTRODUCTION.....	1
A. Background.....	1
B. Problem Statement.....	3
C. Objective of the Research	4
D. Significance of the Research.....	4
E. Scope of the Research.....	4
CHAPTER II REVIEW OF THE RELATED LITERATURE.....	5
A. Previous Related Research Findings.....	5
B. Some Basic Concepts	6
1. Writing.....	6
2. Components of Writing.....	7
3. The Concept of Paragraph	10
CHAPTER III RESEARCH METHOD.....	22
A. Research Method and Design	22
B. Research Variable	23
C. Research Hypothesis	23
D. Population and Sample	24
E. Research Instrument	24
F. Data Collection	25
G. Data Analysis	28
CHAPTER IV FINDINGS AND DISCUSSION	31
A. The Findings	31
B. Discussion.....	34
CHAPTER V CONCLUSION AND SUGGESTION	41
A. Conclusion.....	41
B. Suggestion.....	41
BIBLIOGRAPHY	43
APPENDIX	
SURAT KETERANGAN PENELITIAN	
CURRICULUM VITAE	

ABSTRACT

Topic : **INCREASING THE STUDENTS' WRITING SKILL THROUGH ROUNDTABLE TECHNIQUE AT THE SECOND YEAR STUDENTS OF SMPN 1 SINJAI TENGAH.**

Researcher : **Sri Sepianita**

Consultant I : **Dra. St. Azisah, M. Ed. St.**

Consultant II : **Drs. H. Wahyuddin Naro, M. Hum.**

This thesis aimed to find out the significant increase of the writing skill of the students by using Roundtable Technique at SMPN 1 Sinjai Tengah.

The population of this research is all students of SMPN 1 Sinjai Tengah. The total number of students is 104 and the sample was 30 students. The instrument of this research was writing test which consists of pre-test and post-test.

The result of the data analysis indicated that the writing skill of the second year students of SMPN 1 Sinjai Tengah was poor before treatment. It was indicated by the mean score of pre-test was 5,3 while post-test was 7,6. So the comparison between pre-test and post-test was 43,40%. It was concluded that the use of roundtable technique was more effective in increasing students' writing skill. It was proved statistical analyses by t-test for writing skill (11,25) was greater than t-table (2,045) at level significant 0,5 with degree of freedom (df) = $n-1=30-1=29$. It meant that there was significant development of the students' writing skill through roundtable technique.

CHAPTER 1

INTRODUCTION

A. Background

Language consists of four kinds of skill; they are, listening, reading, writing, and speaking. Listening and reading referred to as receptive skills. While speaking and writing referred to as productive skill.

Writing is the skill that is possessed by human being to produce ideas and thoughts into the writing people are able to share their experiences, explain opinions and suggest or persuade the reader to write. It is also very important for education in completing their assignments like the report, proposal and scientific writing.

Many students have low skill in writing English paragraph. Most of them get some difficulties in expressing their ideas into the written form. Most of students can not complete their writing assignment in doing their writing assignment. The students' difficulties in expressing their ideas into a piece of writing are caused by their low ability in developing their ideas and organizing their ideas into a good paragraph.

In teaching and learning English, the students are asked to write short stories, comparisons, elaborate definitions, arguments, descriptions of people, places, or objects and more. Many teachers just give composition assignments, such as to write about the character of a person, and immediately the students focus on vocabulary and grammar that can be used to complete the assignment. Then, the teacher gives the scores for their assignments. But it is not enough to

give an assignments, to let the students write, and then to evaluate the product of their work. Teacher must take the students' thought a process of recreating a piece of writing until discover and rediscover their ideas as they attempt to put meaning into prose. Similarly, Gebhard, (1996: 221) states that a teacher cannot teach the students to write by looking only at what the students have written. The teacher also does hard thing, examine the intangible process, rather than the easy thing, and evaluate the tangible product.

Many students tend to jump right into the writing task without using prewriting strategies to generate ideas and organize thoughts. They also take much time to write down their ideas and to organize their thoughts into paper, as well as focus primarily on grammar and word choice, struggling with form over meaning.

Understanding the writing behaviors of students are a start of writing. A teacher should provide chances for students to develop workable strategies for getting started like generating writing ideas, focusing, planning content and organization. To accomplish this, the teachers are encouraged to have students' work thought process of producing a piece of writing.

In order to enable students to express their ideas in writing form, teacher must create effective methods in teaching it. One of the alternatives is by using cooperative learning techniques. In cooperative learning, group activities are the major mode of learning. Group activities are carefully planned to maximize students' interaction and to facilitate students' contributions to each others learning.

Roundtable technique is one of the cooperative learning techniques that can be used for increasing students' writing skill. Roundtable is a technique that can be used for brainstorming. In roundtable, the student is designed to generate a large number of ideas about a topic in a group with the other students. It can be an excellent teambuilding technique ensures that all member of a group are involved.

The reason it is important to do roundtable technique is so that the students can see their ideas down on paper before they actually begin. That way they're sure to cover all of the key points they want to cover. The students will also be covering them in a logical fashion.

Roundtable technique is a great thing to do before each thing the students' write; it is very common these days to see writing that is jumbled without any logical flow. If they've fallen into the trap of just writing as they go, it's time to take a step back.

B. Problem Statements

Based on the statements above, the writer formulates research questions as follows:

“Is the use of Roundtable Technique effective to increase the students' skill to write descriptive paragraph at the second year students of SMPN 1 Sinjai Tengah“.

C. Objective of the Research

The objectives of the study are:

“To find out whether or not the use roundtable technique can increase the skill of the second year students of SMPN 1 Sinjai Tengah to write descriptive paragraph”.

D. Significant of the Research

The findings of the research are expected to be useful information and positive contribution to the English teacher and English learning and those who concern about language teaching process. It is also expected that the roundtable can increase students' writing skill at SMPN 1 Sinjai Tengah.

E. Scope of the Research

The scope of this research is restricted on the use of roundtable technique in increasing the students' skill in writing descriptive paragraph which focused on content and organization.

CHAPTER II

REVIEW OF RELATED LITERATURE

A. Previous Related Research Findings

Many researches have reported their research both to developing writing of the students. Some of the findings of related research are presented in the following section.

Abdul Rajab (2008) in his research about increasing writing ability formulated. Problem statement, namely: does the students' writing ability increase through free topic writing? In Abdul Rajab research, he found that the free topic writing ability of the students' were very good.

Other research, Nasrah (2003) in her research she wants to develop the writing ability formulated problem statement, namely: (1) how is the ability to write English paragraph through guide paragraph and (2) does the use of guided paragraph significantly develop the ability to write English? After finishing her research, she found that using guided paragraph was very effective and good in teaching writing and also can help the students writing well.

Nurhaidah Rahman (2009) in her research about the writing ability formulated problem statement, namely: (1) How is the improving of the students' skill to write descriptive paragraph through the use of Roundtable Technique, and (2) Was the descriptive paragraph improve the students' skill? In this Nurhaidah Rahman research, she found that the Roundtable Technique is effective and significant in improving students' writing, skill in term of students' writing content and organization

B. Some Basic Concepts

1. Writing

Bram (1995: 3) defines that writing is producing or reproducing written message. It is an active process to organize and formulate the ideas on the paper. Therefore, before we write we need to determine what the writer shall have something meaningful to convey.

Lindholm (1983) states that writing is learning to focus our mind on important matters, and learning about them. By writing activity, a person can find the solution of difficult problem, master the fact even the writing, a person can also communicate through the way that is impossible through other means. Harmer (1997) states that writing is a productive skill which involves thought and emotion. It is a media of communication.

Writing involves, there are two problematic areas namely what to write and how to write it, which becomes two competences for a writer, refers to knowledge of referents Seleskovitch in Brislin (1976: 100), or language and thought (Brown, 1987:57), or linguistic competence and communicative competence (Littlewood, 1981: 3). It is then understandable that linguistic skill are meant as the ability to manipulate the rules of language usage conventionally, while extra-linguistic system or knowledge of world to what the writer know about the subject to write.

Writing is not a simple language skill to perform because of its large areas that must be involved. In a broad sense, writing covers two areas,

linguistic competence and extra-linguistic competence. In producing a piece of writing, these two areas are always involved. The evidence is that writing is not only a means of expression, but it is also an essential criterion of to have something to say through the applications of linguistic systems. So, writing is of two problematic areas, what to write and how to do it.

Writing is complex. In addition to the knowledge of vocabulary, grammar, and syntax, writer must also have good knowledge of other writing mechanics such as the use for punctuations such as capitalization, question mark, comma, etc. these mechanics are used to reveal syntactic structure (Fromkin and Rodman, 1983: 154).

2. Components of Writing

Jacobs et al (1981: 31) point out five significant components in writing. These are content, organization, vocabulary, language use and mechanics.

1. Content

The content of writing should be clear for the readers so that the readers can understand the message conveyed and gain information from it. In order to have a good content writing, its contents should be well unified and completed. This term is usually known as unity and completeness, which become characteristic of good writing.

Every good paragraph has unity, which means that in each paragraph; only one main idea is discussed. If you start to discuss a new idea, begin a new paragraph. Furthermore, every supporting sentence in the paragraph must be directly related to the main idea. Do not include any information that does not directly support the topic sentences.

Completeness means that the main idea must be explained and developed fully completeness as comments out that the controlling idea which is developed thoroughly by these of particular information. It is relative to know how complex or general the topic sentences. By having a complete writing, it is expected that the content of writing will be clear and understandable for the readers.

2. Organization

In organization of the writing, the writer focuses on how arrange and organize the ideas chronologically. They also should present their ideas based on the order which flow from the beginning to the end. There are many ways used to organized or arrange the writing. This organization is mainly recognized as order.

Coherence means that sticking together and in coherent essay, all the ideas stick together. A coherent paragraph is paragraph that all of the ideas are put in right order and never confused. This makes the writer's thought is essay to follow sentences and paragraph.

3. Vocabulary

Vocabulary is one of the language aspects dealing with the process of writing study. In the process of writing, the writer always think about putting words into sentences and then putting sentences into paragraph until they can create a piece of writing. So, mastering word choice can help us to develop our writing.

4. Language use

Language use in writing involves correct usage of the rules of language or grammar. It focuses on verbs, noun, and agreement. Specific nouns and strong verbs give a reader a mental image of description. This specific noun can be characterized by using modifier of adjective, adverbs, and participle forms. A modifier can be phrase. There are many opportunities for errors in the use of verbs and mistake in arrangement are very common. Mistake in writing work and however, are much serious, and since we have an opportunity to re-read and to correct what we have written. We should avoid errors in verbal forms, subject- verb agreement, and pronoun antecedent agreement in a case of noun and pronoun.

5. Mechanics

Mechanics in writing deal with capitalization, punctuation and spelling appropriately. This aspect is very important since it leads reader to understand or recognized immediately what the writer means to express definitely. The use of favorable mechanics

in writing will make readers easy to understanding the conveying ideas other message stated in the writing.

a. Capitalization

The use of capitalization in the writing can clarify the ideas. If the sentences are capitalized correctly, ambiguous meaning and misunderstanding would be appeared. Beside, correct capitalization also helps the reader to differentiate one sentence to others.

b. Punctuation

It can be used as a unit of meaning and suggest and how the units of its relation to each other.

c. Spelling

There are three important rules followed in using spelling appropriately. They are suffix addition, plural formation and handling error within the words.

3. The Concept of Paragraph

a. Definition of Paragraph

1. A paragraph is a group of several sentences dealing with main idea of a piece of writing, starting on a new line (Homy,1963)
2. A paragraph is a group of sentences which contain relevant information about one main or central ideas (Bram, 1995: 13)
3. A good paragraph has topic sentences, preferably placed at beginning a number of supporting sentences, and a concluding

sentence. Each type of sentences plays an important different role (Bram, 1995: 13)

b. Main Part of Paragraph

Oshima (1997: 71) classify three main parts of paragraph namely: topic sentences, supporting sentences, and concluding sentences.

1. Topic Sentences

The topic sentence is the most general statement of the paragraph. It is the key sentences because it names the subject and the controlling idea, the writer's main idea, opinion, or feeling about that topic. The topic sentence is a complete sentence. It has three parts: a subject, a verb, and a controlling idea. The topic sentence tells the readers what the paragraph is about.

2. Supporting Sentences

The supporting sentences develop the topic sentence by giving specific details about the topic. The supporting sentences that follow a topic sentence should develop the main idea of the paragraph. The topic sentence can be supported by supporting sentences to develop and explain the topic sentence by giving definition, reason example, facts, comparison and effect. In order to choose details to support the topic, rephrase it is as a question, and answer that question with your supporting sentences. The

supporting sentences follow the topic sentence and make up of paragraph

3. Concluding Sentences

This sentence tells the reader that the paragraph is finished, and it completes the development of the subject of the paragraph. The concluding sentence reminds the reader of the topic sentence. When you write a concluding sentence, you can state the topic sentence in different word or summarize some of the main point in the paragraph.

c. The Characteristics of Good Paragraph

Saraka (1988) points out that there are four characteristic of a good paragraph, namely unity, completeness, order and coherence

1. Unity

Unity means that all the sentences in the paragraph focus on the topic. A paragraph has a unity if every sentence develops one central idea. A paragraph does not have unity if it does not develop or support the main idea of a paragraph. In other words, unity means that all sentences in the directly support the topic sentence.

2. Completeness

A good paragraph is adequately developed. Thus, the writer must tell enough about the main idea to make it clear to the

reader. A complete paragraph provides information well enough and it develops the truth for the reader.

3. Order

Order in paragraph can be achieved by presenting the information of paragraph in a desirable sequence. The order of a paragraph depends on the subject matter, the purpose of writing, the writer's preference and so on.

4. Coherence

Coherence means sticking together. Coherence in a paragraph can be achieved by connecting one sentence to other. Each sentence should be closely related to the next, so that ideas stick one together. Coherence also means that all the information of the paragraph is well organized, logically ordered and easy to follow.

d. Type of Paragraph

Christensen et al (1997) state that there are four types of paragraph, namely narrative paragraph, descriptive paragraph, persuasive paragraph and explanatory paragraph.

1. Narrative paragraph

Narrative paragraph is the simplest most natural of writing which may be based upon fact imagination, or combination both. In the narrative essay you are not telling a

story, you are using a narrative to illustrate, support or prove a clearly stated thesis.

2. Descriptive paragraph

A descriptive paragraph is a paragraph that provides the readers a “word picture” of specific person, the flavor or special place, or the look of particular object.

3. Persuasive paragraph

A persuasive paragraph is a paragraph that aims to persuade or convince others that ought to believe or act. In persuasive writing, your purpose is not only to inform your reader but to change your reader’s attitude, believe, or behavior.

4. Explanatory paragraph

An explanatory paragraph is also known as exposition paragraph whose purpose is to explain something to the readers.

e. **The Concept of Descriptive Paragraph**

Littell (1981: 82) defines that a descriptive paragraph is a word picture. Descriptive paragraph describes people, place and object. Through descriptive the writers are able to reveal a person, a scene, or an object either real or imaginary. Descriptive paragraph are often used to describe what a person looks and acts like. The purpose of descriptive writing is to make the readers see, feel, and hear what the writers have, felt, and heard.

Descriptive paragraph also describes about a sense of impression such as: feel, sound, taste, smell. Emotion may be described too, feel such as: happiness, fear loneliness, gloom, and joy. A good description is like a “word picture”, the reader can imagine the object, place, or person in his or her mind. Besides, it helps the reader to visualize and to understand a sensation or emotion.

In summary, a descriptive paragraph is aimed to give the reader a clearer understanding of an object. This can be achieved by giving the exact definition of the object, presenting examples, explaining its function as well as indicating different aspects of the referred object.

Littell (1981) points out that there are some basic patterns for organizing effective description, namely:

1. Using Sensory Details

In order to write an effective description, the writer needs to explore both the detail and the feelings related to his or her experience. Begin by selecting details that appeal to all the sense-sight, hearing, touch, taste and smell. Because the writer senses' are what tell you about his or her surrounding, use them to provide the vivid details of a description. Select specific sensory words that will bring an experience to life. Work from

the vocabulary of the senses that writer have been building. By using specific detail, the writer also is able to create a mood, or special feeling.

2. Using Spatial Order

An effective description creates a vivid impression through the use of sensory details. An effective description is also well organized. One clear way to organize a descriptive paragraph is to use spatial order. In other words, spatial order shows how the various parts of items in order by space. Start from one significant part and describe everything else in relation to it. There are some logical patterns that can be used, namely: general to specific/specific to general; small to large/large to small; front to back/ back to front; and inside to outside/outside to inside.

There are transitions that help the writer to make the spatial order clear. In other words, to make any pattern clear, use transition. By using transitional words and phrases, the writer is helped to organize the details within each paragraph.

There are three important qualities in writing good description, namely: have a dominant impression supported by specific detail, a clearly recognizable mood and logical development.

a. Dominant Impression

The first sentence or even the first word of a description may establish the dominant impression. Succeeding will then reinforce and expand it by supplying further information and filling in details. In other words, the sentence which establishes the dominant impression usually the serves as topic sentences the paragraph.

b. Mood

A mood is feeling that goes beyond measurable physical appearances. Feeling and emotion such as joy, happiness, fear, or create mood. Mention of good or bad qualities may contribute to establishing the general mood.

c. Logical Development

A good piece of descriptive has some logical plan of development. The writer tries to give a picture of impression of a person, place, or thing but, unlike the photographer or the painter, who has chemical or pigments to work with; the writer has only words to use. Therefore, to be effective, written description should have an efficient, sensible, carefully through-out, logical plan. The writer must have a vantage point from which she/he views what is being described. The writer proceeds from that vantage point step

by step. Or the writer may start with the specific details and conclude with a dominant impression.

According to Anderson (1998) that a typical description has two sections. The first section introduces the subject by mentioning the special participant the name, occupation, profession and career. And the second section tells the readers about the features of the subjects or describes part, quality, and characteristics of the subject. The generic structure of descriptive writing consists of identification and description. It can be described below.

a. Identification

To creating a descriptive, the first thing to do is to make identification. It introduces or identifies the phenomenon to be described. It tells about the name, the address, or the location of the object. For clarifications of descriptive texts are exemplified as follows:

1. Identification in Describing a Person

All personal names are considered not unique.

All Indonesian people know that ida, joko, and lisa are personal names. They need no definition. It is not necessary to be defined. In identification, the writer introduces everything sorting that person out of others such as nationality, job, and relationship to

other person, and address. The main purpose is to identify which person the writer meant. In a paragraph form, the point above can be as follows:

Debby putri is a model from Surabaya. Now she is a student of State Senior School 71 Surabaya. Debby is the first daughter of Mr. Fajar putri and Mrs. Ana Karaeng.

(Sudarwati and Audia Grace, 2007:133)

2. Identification in Describing an Animal

In describing particular animal, the identification must tell about something that shorts that animal out of others the same kinds. In identification, the writer tells about the sense impressions of its uniqueness, as exemplified bellow:

The model of Deinonychus, a dinosaur from the Cretaceous period, can be found in the Museum of Natural Science.

(Anderson, 1998: 27)

3. Identification in Describing a Place

Identification in describing a place needs to introduce that place. This can be done by telling everything about the place such as the name of the place, location, how we can get there, etc.

Example:

One of the most famous buildings in Washington, D. C. is the White House. It is the home of the Presidents of the United States.

(Mukarto, et. Al, 142:2007)

b. Description

Description is the second element of the generic structures of descriptive text. It tells about what the phenomenon, introduced in the identification, looks like. It is to say that identification is the opening of the descriptive text, while description is the body of it.

Description can be sub-divided into several terms according to what it tells about the phenomenon. One that tells about physical appearance can be termed as description of features. One that tells about the use of something can be termed as description of use etc.

Example;

The White House is a very large white building. It has three main parts: the main building and two wings (i.e.: the West Wing and the Each Wing). The main building has large central porches. The porches have tall

columns. Large lawns and gardens surround the White House.

(Mukarto, et.al, 142:27)



CHAPTER III

RESEARCH METHOD

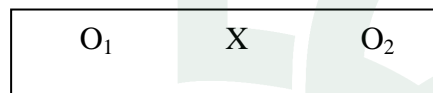
A. Research Method and Design

1. Research Method

Research design employed a pre-experimental design with one pre-test and post-test design. The design involved one group that was given a pre-test and then exposed to a treatment and post-test. The success of the treatment was determined by comparing the pre-test and post-test scores.

2. Research Design

The research design was Pretest –Treatment-Posttest, as figured out as follows:



Where:

O_1 : Pre-test

X: Treatment

O_2 : Post-test

a. Pre-test

Pre-test is a form of question, what thrown by teacher to the pupil before start lesson.

b. Treatment

Treatment is as independent variable which tried at group of experiment firstly which given by pre-test and group of experiment both which have been given by pre-test.

c. Post-test

Post-test is form of question which given after study have been applied. In short, Post-test is evaluation.

B. Research Variables

1. The independent variable

Independent variable was the use of roundtable as teaching technique.

2. The dependent variable

Dependent variable was increasing the students writing skill.

C. Research Hypothesis

The hypotheses of this research were formulated as follows:

1. H0 (Null Hypotheses): there was no significance of the difference of the students' writing skill before and after teaching writing through roundtable technique.

2. H1 (Alternative hypotheses): there was a significance of the students' writing skill before and after teaching writing through roundtable technique.

D. Population and Sample

1. Population

The population of the research was the second year students of SMPN 1 Sinjai Tengah in the 2010 academic years. The numbers of the students in the second year were 104 students. It was distributed in four classes

2. Sample

The sampling technique was used in this research was a purposive sampling technique. The sample was class VIII D that consisted of 30 students. The main reason for choosing them was that they had mastered adequate level of vocabulary and English grammar which were very helpful for them in writing descriptive paragraph. The data was based on the documentation from the school.

E. Research Instrument

The instrument of the research was a writing test. The test was given to the students as pre-test and post-test, which applied writing skill test. The pre-test was given to the students before the treatment to get the data on the students' prior knowledge or the starting point of writing skill. Post-test was given to them after the treatment to get the data of the impact of using roundtable technique in increasing students' writing skill.

F. Data Collection

Procedure of Data Collection:

1. Pre-test

Before doing the treatment, the students were given pre-test on October 12th 2010, that will be the writing test in order to know the students' prior knowledge. In this case, the researchers give topic and ask the students to write a descriptive paragraph. The students spent 45 minutes. After the students finished their writing, the researcher collected it.

2. Treatment

The treatment is done on October 13-22th 2010. After giving the pre-test, the students were treated by using roundtable technique. This technique was held in five times and each meeting took 80 minutes. For detail information, the research explained the treatment in the form of teaching steps as follows:

1. Opening

- a. The teacher made informal greeting
- b. The teacher told the students what they were going to learn and why it was important.

2. Main Activities

- a. The teacher explained the material about the concept and how to write descriptive paragraph
- b. The teacher wrote down the topic.

- c. The teacher divided the students into three or more groups that were seated around a table.
 - d. Each group had one piece of paper
 - e. Each student of a group took a paper and wrote down one idea. He or she then passed the card to the students on the right.
 - f. That person read the card and used it to generate a new idea and passed the paper to next students, etc.
 - g. The process of writing new ideas and passing to the person on the right continued for a set amount of time, perhaps ten minutes,
 - h. At the end, the facilitator gathers the cards. Each idea on the cards are arranged and grouped on a whiteboard, with duplicates discarded and ask each students to write based on the list of ideas.
3. Closing
- a. The teacher asked about the students' difficulties in teaching learning process.
 - b. The teacher gave some review about the material.

3. Post-test

The post-test way gives to find out the students' achievement and their progress. The test was conducted with the same activities in pre-test.

The procedure of collecting data was performed through these steps:

1. The researcher told the students that they were going to learn about descriptive paragraph.

2. The researcher wrote on the whiteboard the title of the descriptive paragraph.
3. The researcher explained the concept and how to write descriptive paragraph.
4. The researcher asked the students to write

The writer corrected the students' writing based on the analogies scale for writing proposed by Jacobs et al (1981) as follow:

Table 1: the scores of students' writing

No.	ELEMENT	CLASSIFICATION	CRITERIA	SCORE
1.	Content	EXCELLENT TO VERY GOOD	The content is clear for the reader through orientation, complication and resolution	8.6 –10
		GOOD TO AVERAGE	The content is adequate for the reader through orientation, complication and resolution	6.6 -8.5
		FAIR TO POOR	The content is vague for the reader through orientation, complication and resolution	3.6 -6.5
		VERY POOR	The content is incomprehensible for the reader through orientation, complication and resolution	0 – 3.5

Table 2: the scores of students' writing

No.	ELEMENT	CLASSIFICATION	CRITERIA	SCORE
1.	Organization	EXCELLENT TO VERY GOOD	The organization is clear for the readers through: 1. Sense 2. Space 3. Coherence	8.6 –10
		GOOD TO AVERAGE	The organization is adequate for the readers through: 1. Sense 2. Space 3. Coherence	6.6 -8.5
		FAIR TO POOR	The organization is vague for the readers through: 1. Sense 2. Space 3. Coherence	3.6 -6.5
		VERY POOR	The organization is incomprehensible for the readers through: 1. Sense 2. Space 3. Coherence	0 – 3.5

(Sources: Boonde, 2003: 27; Depdikbud, 1985: 6)

G. Data Analysis

The data was collected through quantitative analysis. The steps were taken as follows:

1. From the basic standard above the writer formulated the standard score for the total value of the student's writing by calculating the standard score given, as follow:

Table 3: The classification of students' increasing

No.	Classification	Score
1	Excellent	9,6-10
2	Very good	8,6-9,5
3	Good	7,6-8,5
4	Fairly good	6,6-7,5
5	Fairly	5,6-6,5
6	Poor	3,6-5,5
7	Very poor	0-3,5

2. To find out the students' means score, the writer applied the following formula:

$$\bar{X} = \frac{\sum X}{N}$$

Where:

\bar{X} = mean score

$\sum X$ = the sum of all score

N = the total number of subject

(Gay, 1981: 298)

3. To know the percentage of the students:

$$P = \frac{X_2 - X_1}{X_1} \times 100 \%$$

Where, P = percentage

X_1 = the mean score of pre-test

X_2 = the mean score of post-test

4. Finding out the significant differences between the pre-test and post-test

by calculating the value of the test, the following formula is employed:

$$t = \frac{\overline{D}}{\sqrt{\frac{\sum D^2 - \frac{(\sum D)^2}{N}}{N(N-1)}}$$

Note: t = test of significant difference

\overline{D} = the mean of the differences between the post-test

$\sum D^2$ = sum of the squares of the differences between the
the pre-test and post-test

$(\sum D)^2$ = the square of the differences between the pre-test
and post-test

1 = content number

N = the total number of sample.

(Gay, 1981: 331)

CHAPTER IV

FINDINGS AND DISCUSSIONS

A. The Findings

The findings consist of two answers of problems which had been formulated. The findings are as follows:

1. The Students' Increase in Writing Skill through Roundtable Technique.

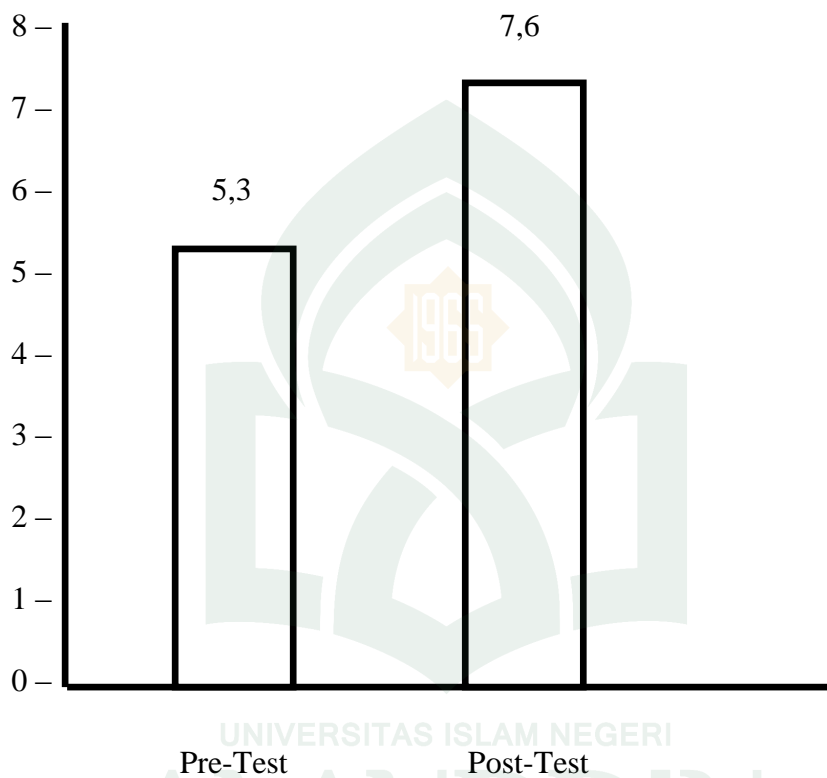
The students' writing skill through roundtable technique changes after giving treatment. It is proved by the writing test. It is indicated by the score of their pre-test and post-test as shown as the following table:

Table 4: The Students' increase in writing skill.

No	Variable	Pre-test	Post-test	Improvement
1	Content	5,17	7,56	46,23%
2	Organization	5,1	7,6	49,01%
	Descriptive paragraph	5,3	7,6	43,40%

The table above shows that the students' score in writing a descriptive paragraph based on the content and organization element. In the content element, the students' score improves from 5,17 to 7,56 and the organization element, the students' score increase from 5,1 to 7,6. It can be calculated that the percentage level of the students' development in content is 46,23% and for the organization is 49,01%. In the pre-test, the students' achievement in the descriptive paragraph is just about 5,3 which classified as poor score. In the post-test, the students' achievement improved

until 7,6 which classified as good score. So the researcher analysis that there is the development of the students' achievement in writing content (43,40%). It means that the use of roundtable technique is effective. It is more clearly shown in the graphic below.



Graphic 1 : The Improvement of the students' writing skill.

The graphic above indicates that the score of pre-test 5,3 is greater than post-test 7,6. It means that there is a improvement of students' writing skill 2,4 (43,40%) by using roundtable technique and teaching English writing by using roundtable technique is effective for the student.

2. The Significant Increase of the Students' Writing Skill.

The calculating of data analysis, it shows that there is a significant difference between the students' skill to write a descriptive paragraph using roundtable technique. It is indicated by the t-test value.

Table 5 : The value of T-Test and T-Table

Pre-test	Post-test	T-test	T-table
5,3	7,6	11,25	2,045

The table 4 above, it shows that before giving treatment, the students have a poor skill to read. But after giving a treatment, the students' have a significant difference for the skill in which they get a good score. The result of data analysis above indicated that T-test value is greater that T-table value. After calculating the T-test value, that it is compared whit the level of significant $p = 0,5$. With the degree of freedom (df) = 39 the value of T-test is greater than T-table (T-test value is 11,25 > T-table value 2,045). Based on the analysis above, it is conclude that there is a significance development by using roundtable technique in teaching writing skill in other word. Roundtable technique significantly increases the students' skill to write descriptive paragraph.

3. Hypothesis Testing

Table 6 : The T-Test value and the T-Table value

Pre-test	Post-test	T-test	T-table
5,3	7,6	11,25	2,045

The result of T-test value in writing is greater than T-table value. These findings are used to determine the hypothesis that occurred in this research as being stated in the previous chapter that the null hypothesis (H₀) is rejected when the value of T-test is greater than the value of T-table and the alternative hypothesis (H₁) was accepted. Therefore, in this research the alternative hypothesis is accepted and the null hypothesis is rejected.

B. Discussions

The research findings prove that roundtable technique successfully increased the students' skill to write descriptive paragraph. The interpretation of findings above is presented as follows:

1. The Improvement of Students' Writing Content by using Roundtable Technique.

The previous finding section shows the improvement in writing content by using roundtable technique. The mean score of post-test is higher than the mean score of the pre-test. In table 3 shows that in pre-test the students get 5,17 which classified as poor score and after treatment the students get 7,56. This categorized as good score. It means that there is a

improvement of the students' writing content and the improvement is 46,23%. Therefore, the students' improvement of writing content toward post-test indicates that the value of T-test (26,85) is greater than T-table (2,045). It means that alternative hypothesis (H1) is accepted while null hypothesis (H0) is rejected.

The result above concludes that the implementation of roundtable technique is effective in improving the students' writing content in second year students of SMPN 1 Sinjai Tengah. It is also indicates that there is significant improvement of the students writing content by using roundtable technique.

Based on the description before the writer finds that the students have difficulties in writing paragraph especially about how to put it down they have their mind. Therefore, they find difficulties in organizing the idea. The students have less skill in content element of writing.

The pre-test, the unity of the students' content is vague for the readers and the paragraph is undeveloped. There are sentence of the paragraph do not support the main idea. In their paragraph contain a sentence or same sentences that are not relevant to the main topic. They write two main ideas in their paragraph. For example, in their paragraph, they write about the hotel and their ambition to be a receptionist of a hotel. It means that their sentences do not support the main idea.

Meanwhile, the students' skill to write descriptive paragraph in the post-test is higher than pre-test based on content element. The unity of

the students' content is adequate for the readers. The paragraph contains all the sentences that are related to the main idea. For example, just write relevant information about Bantimurung. It means that all the sentence have a relationship with the main idea and supported the main idea.

Before giving the treatment the completeness is vague for the readers, the sentences do not develop and explain about the topic fully. For example, in their paragraph, they do not describe enough about the hotel. They only describe the name of the hotel and location of the hotel. And they also just describe a little.

Parts of the hotel. The students' just describe the amount or the quantity of the floors without describing the rooms that provided by the hotel. They do not write about the quality and the characteristic of the hotel. It means that the paragraph is not adequately developed and they do not tell enough about the main idea to make it clear to the reader.

After treatment, the completeness of the students' content is adequate for the readers, the paragraph developed and explained about the topic fully. For example, in their paragraph, they describe enough about Bantimurung and the part of Bantimurung but they also write about the quality, they weather and the characteristics of Bantimurung. It means that tell enough about the main idea to make it clear to the reader. And also the paragraph is adequately developed, therefore, their skill to write descriptive paragraph in the pos-test is higher than pre-test.

Based on the interpretation before can be concluded that implementation of roundtable technique increases the content of the students' writing.

2. The Improvements of Students' Writing Organization by using Roundtable Technique.

Applying the learning strategy in the class, the researcher finds that the mean score of post-test of students' improvement for organization element is greater than pre-test, in the table 4 shows that in pre-test get 5,1 and after treatment get 7,6. Therefore the researcher indicates that there is improvement of the students' writing organization by using roundtable technique. It means that the improvement of the students writing organization is 49,01%. Therefore the result of the data analysis from the students' achievement in writing organization toward post-test indicates that value of t-test (11,25) is greater than t-table (2,045).

Based on the result before the researcher concludes that the implementation of the teaching writing for organization element through roundtable technique at the second year students of SMPN 1 Sinjai Tengah is effective to develop the students writing organization.

Based on the description before the writer finds that the students have difficulties in writing paragraph especially about how to put it down what they have in their mind. Therefore they find difficulties in organization the idea. The students have less in organization element of writing.

The pre-test, the sense of the students' organization is vague for the readers. The sentences do not give a complete description about the subject to the readers. For example, they have to give a description about the hotel in clearly.

The space of the students' organization is vague for the readers. They do not finish one space then they move to another. For example, they have to finish describing about the location of the hotel then they describe about the part of the hotel.

The coherences in the students' organization are vague for the readers. One sentence and another sentence are not connecting their sentences. For example, the students do not use transition in describing the location of the hotel.

Meanwhile, the students' skill to write a descriptive paragraph in the post-test is higher than pre-test based on organization element. The sense of the students' ability is adequate for the readers. Their sentences give a description about the subject to the readers. For example, they give a detail description about Bantimurung by using sensory detail.

The space of the students' organization is adequate for the readers. They finish one space then they move to another space after describing about the location of Bantimurung then they describe about the quality and the part of the Bantimurung.

The coherence in the students' organization is adequate for the readers. One sentence and another sentence are connected by a transition. They wrote a transition to connect their sentences. For example, in their paragraph, they wrote preposition to link and describe among parts of Bantimurung. Therefore, their progress to write a descriptive paragraph in the post-test is higher than pre-test based on organization element.

Based on the interpretation before can be concluded that implementation of roundtable technique increase the content of the students' writing.

3. The Increase of the Students' Writing Skill

By the increasing of the content and organization of the students' writing automatically the students' writing skill is improved. Table 4 shows that before the implementation of roundtable technique, the students' skill to write descriptive paragraph is low. It indicated by the students' mean score in pre-test is 5,3 which classified as poor score. But after teaching writing through roundtable technique, the students' skill in writing descriptive paragraph is improved. It indicated by the students' mean score in post-test is 7,6 which categorized as good score. It means that the mean score of students in pre-test is lower than the students' mean score in post-test. It can be concluded that using roundtable technique can increase the students' skill to write descriptive paragraph. And the improvement of the students' writing skill is significant. It indicated by the value of t-test (11,25) was higher than the value of t-table (2,045)

Based on the description before it means that by using roundtable technique students could produce the ideas that related to the topic with their own group. And the result of roundtable technique is the list of ideas. With the list of the ideas, the students are easy to write descriptive paragraph. They can reduce the list to the most important items, combine items that the are similar and eliminate the ideas the are not relevant with the topic. After that, the students have informal outlines that help them in organizing their descriptive paragraph.

The statement before the students get a new tool in writing English paragraph. Beside that, they can make a good descriptive English paragraph by using roundtable technique. In the other word, roundtable technique is designed to help the students to develop their ideas into a good descriptive paragraph and arrange or organize their ideas in the descriptive paragraph.

CHAPTER V

CONCLUSIONS AND SUGGESTIONS

A. Conclusions

The chapter contains conclusions and suggestions based on the research findings in previous chapter, the writer puts forward the following conclusions :

1. Roundtable technique is effective and significant in increasing students' writing skill in term of students' writing content and organization.
2. The implementation of roundtable technique is effective in increasing the students' writing skill in the second year student of SMPN 1 Sinjai. It is abdicated by the research findings show that the students skill to write descriptive paragraph is significantly increased through the application of roundtable technique. The students' mean score increase from 5,3 which classified as poor score to 7,6. Where categorized as good score, it can be calculated that the students' improvement is 43,40 %.
3. There is significant difference between the students' skill before and after teaching writing through roundtable technique it is proved t-Test (11,25) is higher than t -Table (2,045).

B. Suggestions

Concerning the conclusion above, the writer puts same suggestions as follows:

1. It is suggested to the English teacher that they apply roundtable technique as one of the alternative ways in teaching writing skill.

2. The students' are effected to increase their interesting in learning writing trough roundtable technique.
3. It is suggested to the English teacher to use roundtable technique in the other language skill, such as; speaking skill.



BIBLIOGRAPHY

- Anderson, Mark. 1998. *Text types in English*. Australia: Macmillan Education.
- Bram, Balley. 1995. *Write well improving writing skill*. Yogyakarta: Kanisius.
- Brisling, Richard W. 1976. *Translation Application and Research*. New York: Gardner
- Brown, H. D 1987. *The Teaching of Language Learning and Teaching*. London: Prentice-Hall.
- Christensen, J. A. 1997. *Building Writing Skill Composition*. USA: Mc Dougal, littell and Company.
- Depdikbud, 1985. *Petunjuk Proses Pelaksanaan dan Petunjuk System Pendidikan*. Jakarta: Depdiknas
- Fromkin, V. and R. Rodman. 1983. *An Introduction to Language*. New York: Holt, Rinehart and Winston.
- Gay, L. R, 1981. *Educational Research: Competencies for analysis and application*. Columbus: A Bell and Howell Company, Charles, E. Merrill Publishing Co.
- Gerhard, Jerry Greer, 1996. *Teaching English as a Foreign or Second Language*. USA: The University of Michigan Press.
- Harmer, Jeremy, 1991. *The Practice of English Language Teaching: New Edition*, London: Longman.
- Heaton, B. J, 1988. *Writing English Language Tests: New Edition*, USA: Longman
- Hornby, A. S .1973. *The advance learner's dictionary of current English nineteenth impression*. London: Oxford University press.

- Jacobs et al. 1981. *Testing ESL composition, a practical approach*. Massachuset: Newburg House.
- Kagan, S, 1992. *Cooperative Learning*. San Juan Capistrano. Calif. Cooperative Learning. [Http://www.users.muohio.edu/shermalw/aera91AA.html#roundtable](http://www.users.muohio.edu/shermalw/aera91AA.html#roundtable).
- Lindbolm, Peter, 1983. *The Elements of Writing*. New York: Me Milan Publishing Co. Inc.
- Littell, Joy, 1981. *Basic Skill in English*. ILLinois: Mc. Dougat, Littell and Company
- Littlewood, W, 1981. *Commonicative Language Teaching*. Cambridge: Cambridge University Press.
- Mukarto, et al, 2007. *English on Sky 1 for Junior High School Students Year VII*. Jakarta: Erlangga.
- Nasrah. 2003. *The Students' Writing Ability through Guided Paragraph*. A thesis Unismuh Makassar.
- Olsen, R. and S. Kagan, 1992. *Cooperative Language Learning: A teacher's Resource Book*. New York: Prentice Hall.
- Oshima, Alice, 1997. *Introduction to Academic Writing*. Second Edition: London. Longman.s
- Rajab, Abdul. 2008. *Students' Writing Ability Trough Free Topic Writing*. A thesis Unismuh Makassar.
- Rahman, Nurhaidah, 2009. *Improving the Students' Writing Skill by Using Roundtable Technique*.
- Sudarwati, M and Audia Grace, 2007, *Look Ahead 1 for Senior High School Students Year X*, Jakarta: Erlangga.

CURICULUM VITAE



Sri Sepianita was born in Boro-boro, Kendari on September 03th 1987 from the marriage of her parents Syahrir Johan and Cici. She is the second child and has one daughter and one brother.

She began elements school at SDN 3 Poleang East and graduate in 2000. She continued study at SMPN 3 Poleang East in 2003 and graduated. The same year she continued her study at SMAN 1 Sinjai North and graduated in 2006. After that she admitted her study at the English Department of Tarbiyah and Teaching Science Faculty of Alauddin State Islamic University 2010.

Appendix A

Pre-Test


Activity : Writing Test

Time : 40 minutes

Instruction :

Write a descriptive paragraph based on one of the following topics?

- a. My English Teacher
- b. Bantimurung Waterfall
- c. My School



Appendix B

Post-Test

Activity : Writing Test

Time : 40 minutes

Instruction :

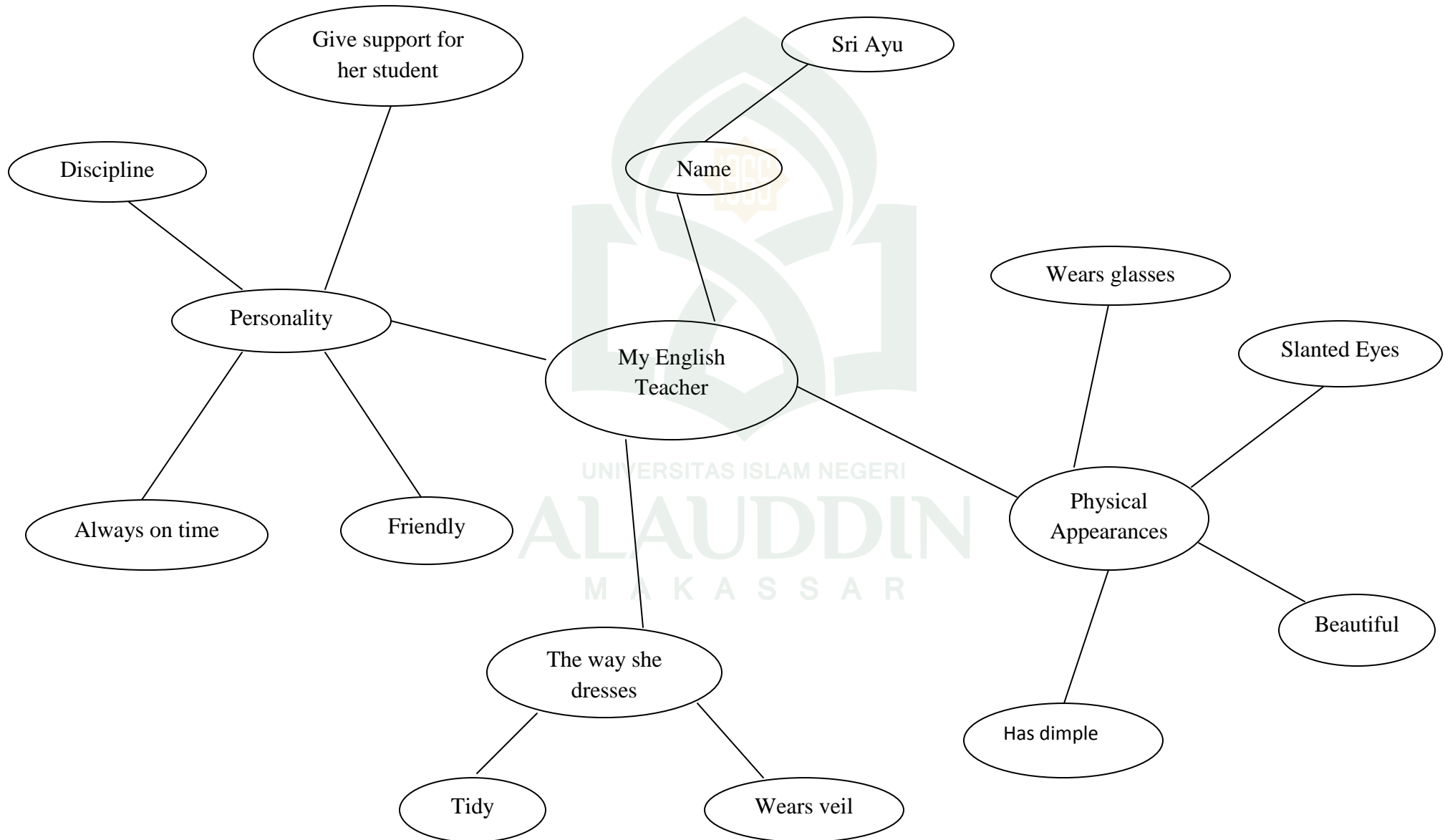
Write a descriptive paragraph based on one of the following topics

- a. The Sahid Hotel
- b. Makassar Trade Centre (MTC)

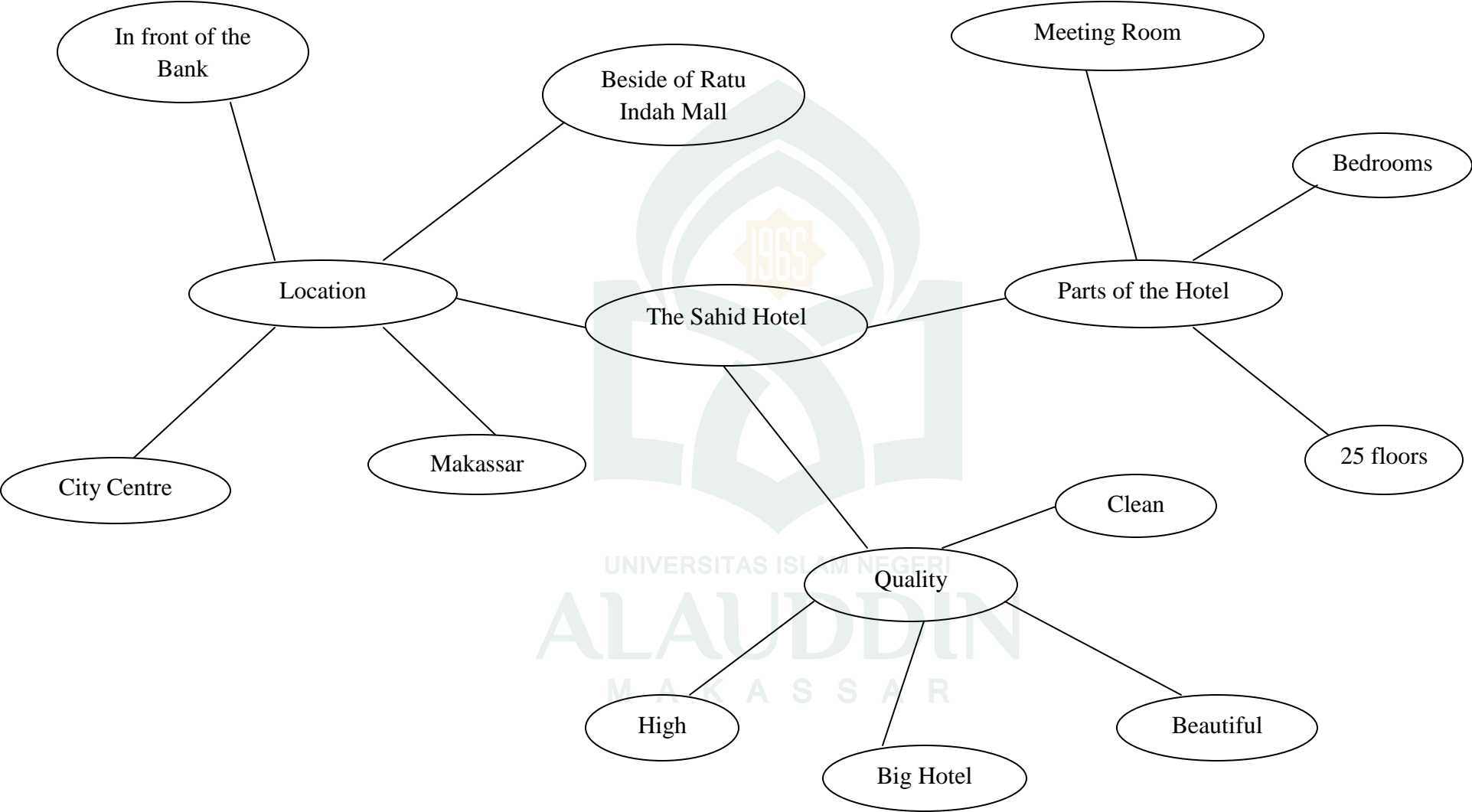


Appendix C
Teaching Material

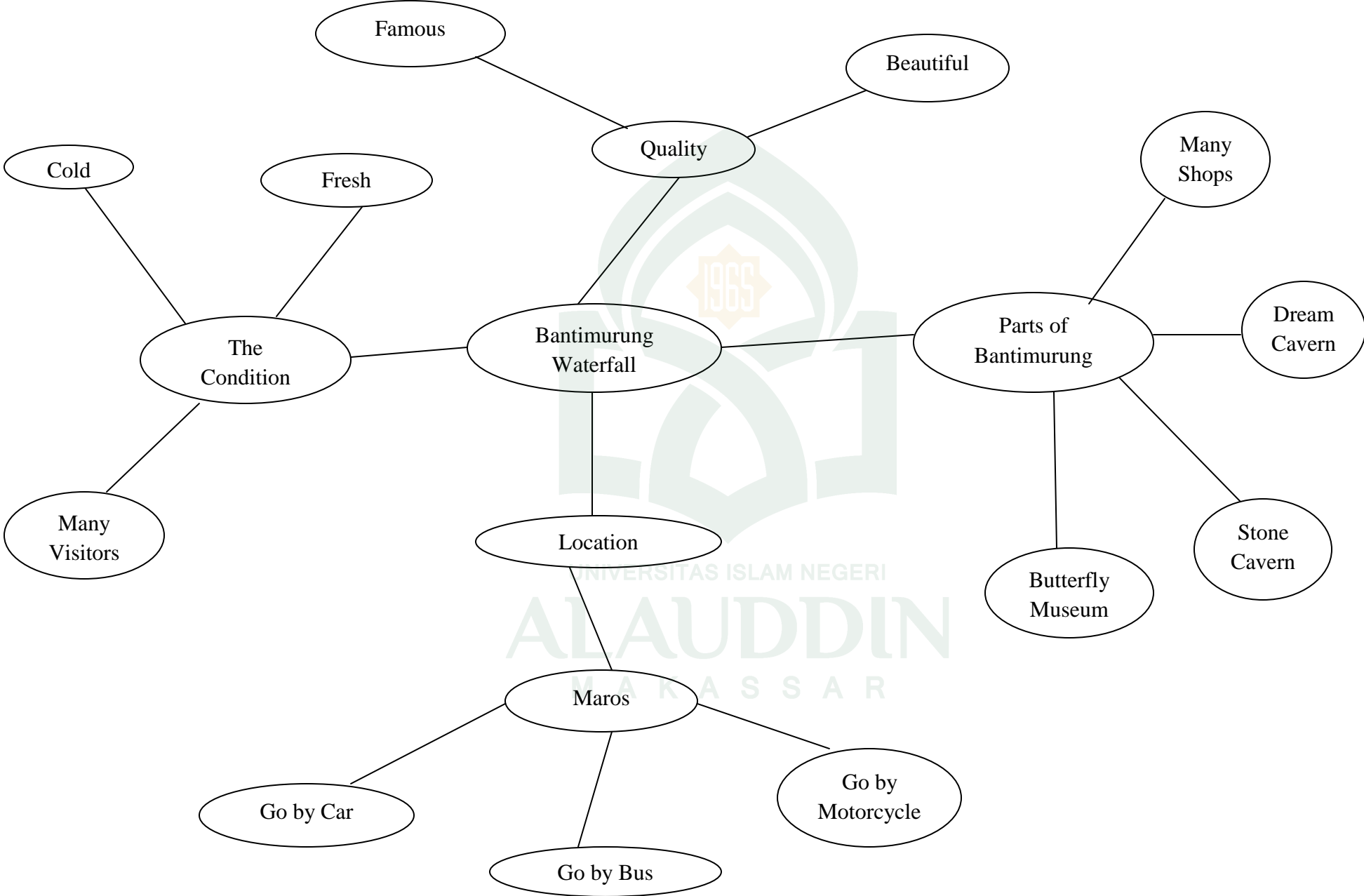
My English Teacher



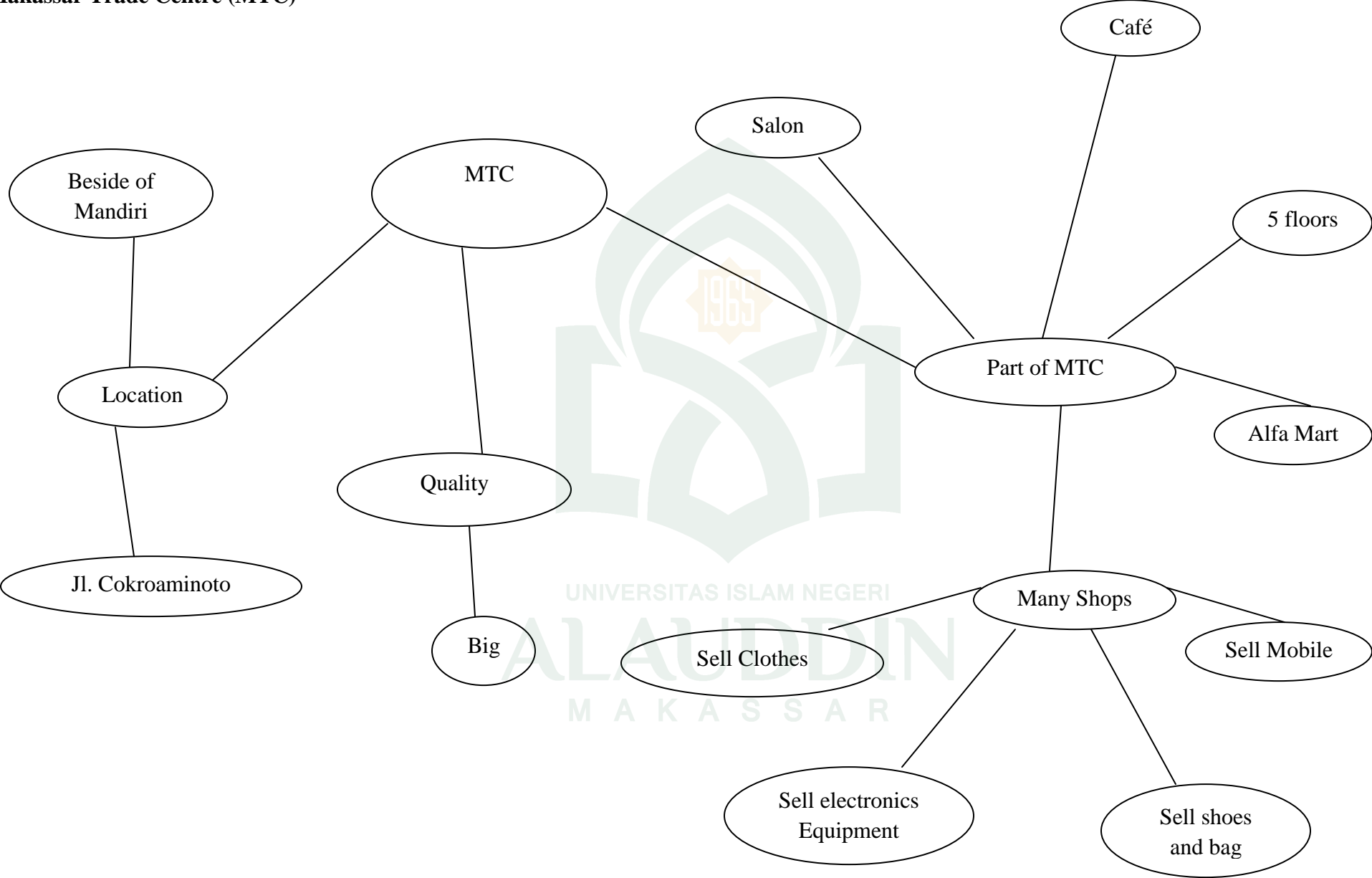
The Sahid Hotel



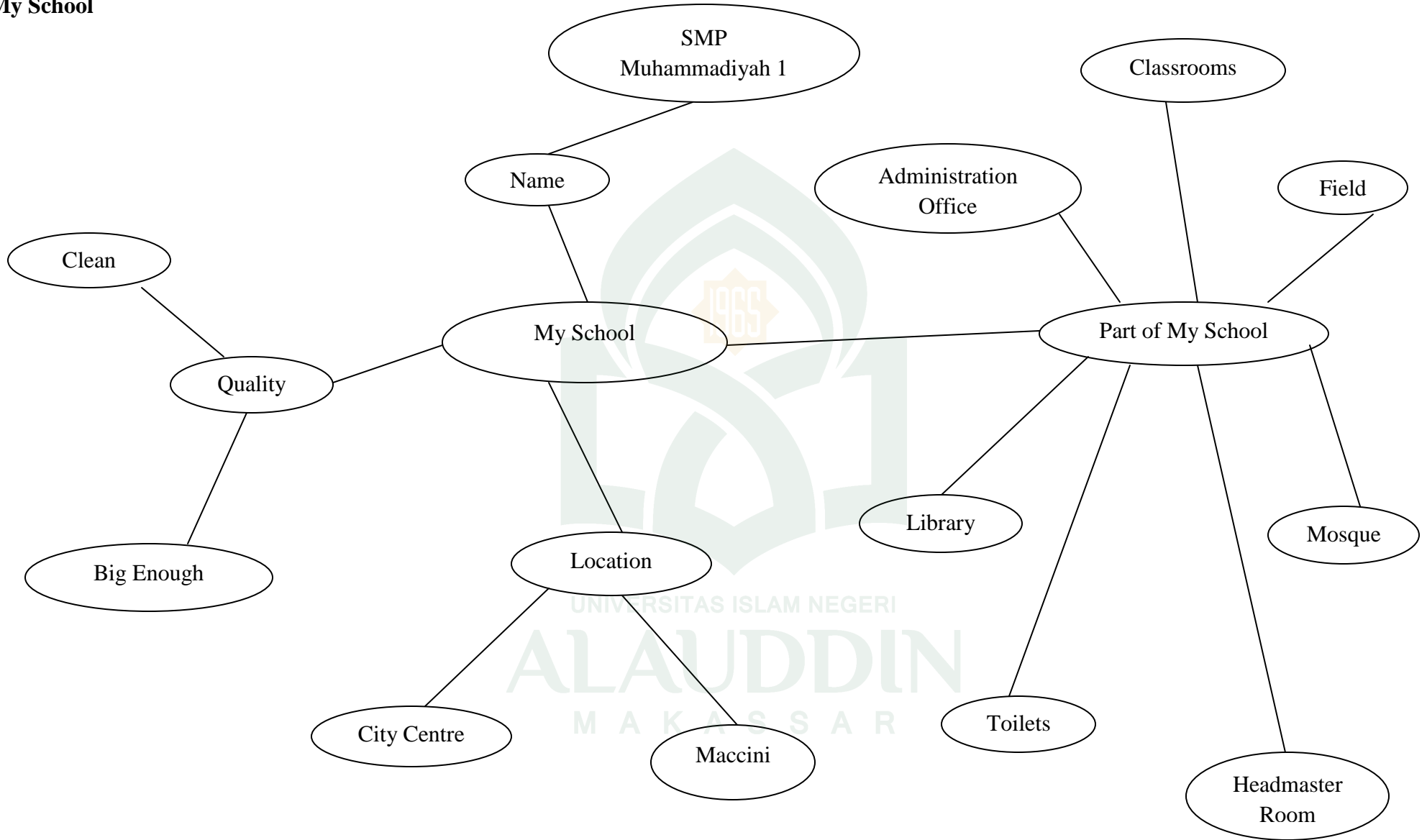
Bantimurung Waterfall



Makassar Trade Centre (MTC)



My School



Appendix D

The Students' Score of Pre-Test and Post-Test

NO	Pre-Test		X ₁	Post-Test		X ₂
	Component of Writing			Component of Writing		
	Content	Organization		Content	Organization	
1	4,0	5,0	4,5	7,5	7,25	7,38
2	4,5	4,75	4,63	8,0	7,0	7,5
3	5,25	6,0	5,63	7,75	8,25	8,0
4	6,0	4,25	5,13	8,25	6,75	7,5
5	6,0	5,75	5,87	8,0	7,25	7,63
6	5,5	4,25	4,87	7,5	7,0	7,25
7	5,0	5,25	5,13	7,75	7,0	7,13
8	4,25	6,25	5,25	6,25	8,5	7,38
9	4,5	6,0	5,25	6,5	8,5	7,5
10	5,0	5,25	5,13	7,0	7,75	7,38
11	5,75	4,0	4,87	8,25	6,75	7,5
12	4,75	4,75	4,75	8,0	7,0	7,5
13	6,25	4,5	5,38	8,25	7,25	7,75
14	5,75	5,25	5,5	7,75	8,25	8,0
15	4,5	5,0	4,75	6,75	8,0	7,38
16	5,25	4,75	5,0	7,0	7,75	7,38
17	4,75	4,5	4,63	6,75	7,0	6,87
18	6,25	5,0	5,63	8,0	7,5	7,75
19	5,25	6,25	5,75	7,25	8,25	7,75
20	4,75	6,0	5,38	6,75	7,75	7,25
21	5,5	4,25	4,87	8,0	7,0	7,5
22	6,0	5,0	5,5	8,25	8,0	8,13
23	5,0	4,25	4,63	7,75	7,75	7,75
24	4,25	5,25	4,75	6,75	8,0	7,38
25	4,5	4,0	4,75	7,0	7,75	7,38
26	5,0	4,25	4,63	8,0	6,75	7,38
27	6,0	5,25	5,63	8,0	8,25	8,13
28	5,75	6,0	5,87	7,75	8,0	7,87
29	4,75	5,25	5,0	7,75	7,75	7,75
30	5,0	6,0	5,5	8,25	7,75	8,0
Total	155	152,25	159,41	226,75	227,75	227,05

Appendix E

The Students' Score in Descriptive Paragraph

No	Pre-Test	Post-Test	D	D ²
1	4,5	7,38	2,88	8,2944
2	4,63	7,5	2,87	8,2369
3	5,63	8,0	2,37	5,6169
4	5,13	7,5	2,37	5,6169
5	5,87	7,63	1,76	3,0976
6	4,87	7,25	2,38	5,6644
7	5,13	7,13	2,0	4,0
8	5,25	7,38	2,13	4,5369
9	5,25	7,5	2,25	5,0625
10	5,13	7,38	2,25	5,0625
11	4,87	7,5	2,63	6,9169
12	4,75	7,5	2,75	7,5625
13	5,38	7,75	2,37	5,6169
14	5,5	8,0	2,5	6,25
15	4,75	7,38	2,63	6,9169
16	5,0	7,38	2,38	5,6644
17	4,63	6,87	2,24	5,0176
18	5,63	7,75	2,12	4,4944
19	5,75	7,75	2,0	4,0
20	5,38	7,25	1,87	3,4969
21	4,87	7,5	2,63	6,9169
22	5,5	8,13	2,63	6,9169
23	4,63	7,75	3,12	9,7344
24	4,75	7,38	2,63	6,9169
25	4,75	7,38	2,63	6,9169
26	4,63	7,38	2,75	7,5625
27	5,63	8,13	2,5	6,25
28	5,87	7,87	2,0	4,0
29	5,0	7,75	2,75	7,5625
30	5,5	8,0	2,5	6,25
Total	159,41	227,05	67,64	180,1525

Appendix F

The Students' Score in Contents Element

No	Pre-Test	Post-Test	D	D ²
1	4,0	7,5	3,5	12,25
2	4,5	8,0	3,5	12,25
3	5,25	7,75	2,5	6,25
4	6,0	8,25	2,25	5,0625
5	6,0	8,0	2,0	4,0
6	5,5	7,5	2,0	4,0
7	5,0	7,75	2,75	7,5625
8	4,25	6,25	2,0	4,0
9	4,5	6,5	2,0	4,0
10	5,0	7,0	2,0	4,0
11	5,75	8,25	2,5	6,25
12	4,75	8,0	3,25	10,5625
13	6,25	8,25	2,0	4,0
14	5,75	7,75	2,0	4,0
15	4,5	6,75	2,25	5,0625
16	5,25	7,0	1,75	3,0625
17	4,75	6,75	2,0	4,0
18	6,25	8,0	1,75	3,0625
19	5,25	7,25	2,0	4,0
20	4,75	6,75	2,0	4,0
21	5,5	8,0	2,5	6,25
22	6,0	8,25	2,25	5,0625
23	5,0	7,75	2,75	7,5625
24	4,25	6,75	2,5	6,25
25	4,5	7,0	2,5	6,25
26	5,0	8,0	3,0	9,0
27	6,0	8,0	2,0	4,0
28	5,75	7,75	2,0	4,0
29	4,75	7,75	3,0	9,0
30	5,0	8,25	3,25	10,5625
Total	155	226,75	71,75	179,3125

Appendix G

The Students' Score in Organization Element

No	Pre-Test	Post-Test	D	D ²
1	5,0	7,25	2,25	5,0625
2	4,75	7,0	2,25	5,0625
3	6,0	8,25	2,25	5,0625
4	4,25	6,75	2,5	6,25
5	5,75	7,25	1,5	2,25
6	4,25	7,0	2,75	7,5625
7	5,25	7,0	1,75	3,0625
8	6,25	8,5	2,25	5,0625
9	6,0	8,5	2,5	6,25
10	5,25	7,75	2,5	6,25
11	4,0	6,75	2,75	7,5625
12	4,75	7,0	2,25	5,0625
13	4,5	7,25	2,75	7,5625
14	5,25	8,25	3,0	9,0
15	5,0	8,0	3,0	9,0
16	4,75	7,75	3,0	9,0
17	4,5	7,0	2,5	6,25
18	5,0	7,5	2,5	6,25
19	6,25	8,25	2,0	4,0
20	6,0	7,75	1,75	3,0625
21	4,25	7,0	2,75	7,5625
22	5,0	8,0	3,0	9,0
23	4,25	7,75	3,5	12,25
24	5,25	8,0	2,75	7,5625
25	4,0	7,75	3,75	14,0625
26	4,25	6,75	2,5	6,25
27	5,25	8,25	3,0	9,0
28	6,0	8,0	2,0	4,0
29	5,25	7,75	2,5	6,25
30	6,0	7,75	1,75	3,0625
Total	152,25	227,75	75,5	197,625

Appendix H

The Students' Mean Score for Descriptive Paragraph

A. Pre-Test

$$\begin{aligned}\bar{X}_1 &= \frac{\sum X}{N} \\ &= \frac{159,41}{30} \\ &= 5,3\end{aligned}$$

B. Post-Test

$$\begin{aligned}\bar{X}_2 &= \frac{\sum X}{N} \\ &= \frac{227,05}{30} \\ &= 7,6\end{aligned}$$

C. Percentage

$$\begin{aligned}P &= \frac{X_2 - X_1}{X_1} \times 100 \% \\ &= \frac{7,6 - 5,3}{5,3} \times 100 \% \\ &= \frac{2,3}{5,3} \times 100 \% \\ &= 43,40 \%\end{aligned}$$



UNIVERSITAS ISLAM NEGERI

ALAUDDIN

MAKASSAR

Appendix I

The Students' Mean Score for Content Element

A. Pre-Test

$$\begin{aligned}\bar{X}_1 &= \frac{\sum X}{N} \\ &= \frac{155}{30} \\ &= 5,17\end{aligned}$$

B. Post-Test

$$\begin{aligned}\bar{X}_2 &= \frac{\sum X}{N} \\ &= \frac{226,75}{30} \\ &= 7,56\end{aligned}$$

C. Percentage

$$\begin{aligned}P &= \frac{X_2 - X_1}{X_1} \times 100 \% \\ &= \frac{7,56 - 5,17}{5,17} \times 100 \% \\ &= \frac{2,39}{5,17} \times 100 \% \\ &= 46,23 \%\end{aligned}$$



UNIVERSITAS ISLAM NEGERI

AL AUDDIN

MAKASSAR

Appendix J

The Students' Mean Score for Organization Mean

A. Pre-Test

$$\begin{aligned}\bar{X}_1 &= \frac{\sum X}{N} \\ &= \frac{152,25}{30} \\ &= 5,1\end{aligned}$$

B. Post-Test

$$\begin{aligned}\bar{X}_2 &= \frac{\sum X}{N} \\ &= \frac{227,75}{30} \\ &= 7,6\end{aligned}$$

C. Percentage

$$\begin{aligned}P &= \frac{X_2 - X_1}{X_1} \times 100 \% \\ &= \frac{7,6 - 5,1}{5,1} \times 100 \% \\ &= \frac{2,5}{5,1} \times 100 \% \\ &= 49,01 \%\end{aligned}$$



UNIVERSITAS ISLAM NEGERI

ALAUDDIN

MAKASSAR

Appendix K

Test Value Analysis for Descriptive Paragraph

A.

$$\begin{aligned}\bar{D} &= \frac{\sum D}{N} \\ &= \frac{67,64}{30} \\ &= 2,25\end{aligned}$$

B.

$$\begin{aligned}t &= \frac{\bar{D}}{\sqrt{\frac{\frac{\sum D^2 - (\sum D)^2}{N}}{N(N-1)}}} \\ &= \frac{2,25}{\sqrt{\frac{180,1525 - (67,64)^2}{30 \cdot (30-1)}}} \\ &= \frac{2,25}{\sqrt{\frac{180,1525 - 45,74}{870}}} \\ &= \frac{2,25}{\sqrt{0,04}} = 11,25\end{aligned}$$

Appendix L

Test Value Analysis for Content Element

A.

$$\begin{aligned}\bar{D} &= \frac{\sum D}{N} \\ &= \frac{71,75}{30} \\ &= 2,39\end{aligned}$$

B.

$$\begin{aligned}t &= \frac{\bar{D}}{\sqrt{\frac{\frac{\sum D^2 - (\sum D)^2}{N}}{N(N-1)}}} \\ &= \frac{2,39}{\sqrt{\frac{179,3125 - (71,75)^2}{30 \cdot (30-1)}}} \\ &= \frac{2,39}{\sqrt{\frac{179,3125 - 171,60}{870}}} \\ &= \frac{2,39}{\sqrt{0,008}} = 26,85\end{aligned}$$

Appendix M

Test Value Analysis For Organization Element

A.

$$\begin{aligned}\bar{D} &= \frac{\sum D}{N} \\ &= \frac{75,5}{30} \\ &= 2,52\end{aligned}$$

B.

$$\begin{aligned}t &= \frac{\bar{D}}{\sqrt{\frac{\frac{\sum D^2 - (\sum D)^2}{N}}{N(N-1)}}} \\ &= \frac{2,52}{\sqrt{\frac{197,625 - \frac{(75,5)^2}{30}}{30(30-1)}}} \\ &= \frac{2,52}{\sqrt{\frac{197,625 - 190,008}{870}}} \\ &= \frac{2,52}{\sqrt{0,008}} = 28,31\end{aligned}$$

Appendix N

The Students' Achievement in Writing Descriptive Paragraph

Pre-Test

Bantimurung Waterfall

Bantimurung is the one location of tour in South Sulawesi. It is located in Maros. When holiday, many visitors come to Bantimurung. Bantimurung is the vacation place. It is so famous and comfortable. The weather is very cold. In the centre of Bantimurung, we can find and see waterfall and the butterfly museum. In the right side of Bantimurung we can find a cavern. In the entrance of Bantimurung we can see the statue of monkey. We need car or motorcycle if we want to go to Bantimurung.

Post-Test

The Sahid Hotel

There is a hotel in my city. The hotel is the Sahid Hotel. I want to work in the Sahid Hotel. I want to be receptionist in Sahid Hotel. The Sahid Hotel in Makassar. Hotel Sahid has about twenty floors. The Sahid Hotel is located in Jl. Ratulangi. There is mall Ratu indah and Bumi Asih Hotel. There are receptionists and bellboys that can help you.

Appendix O

Key Answer of Pre-Test and Post-Test

A. Key Answer of Pre-Test

Bantimurung Waterfall

Bantimurung waterfall is one the famous tourism object in Makassar. It is located in maros. We can go there by car, bus and motorcycle. Bantimurung waterfall is very beautiful and interesting place for vacation. There are two caverns in Bantimurung, they are Stone Cavern and Dream Cavern. There are also butterfly museum and many shop. The weather of Bantimurung is cold and fresh. Many visitors come to Bantimurung Waterfall. There to swim, walk around, and take picture. Bantimurung Waterfall is good place for vacation.

My English Teacher

Ms. Sri Ayu is my English teacher. She comes from Sinjai. Now, she lives on jl. Pettarani. She teacher English I my class. She is a kind teacher. Ms, Sri ayu is very discipline teacher. She is also friendly teacher. She wears veil. She also wears glasses. She has dimple in her cheeks. Ms, Sri ayu always gives support and motivation for all of her students.

B. Key Answer of Post-Test

The Sahid Hotel

The Sahid Hotel is one of the big hotels in Makassar. It is in the city centre. The Sahid Hotel is located on jl. Ratulangi. The Sahid Hotel is very beautiful and famous. In front of the Sahid Hotel, there is a bank. Ratu Indah Mall is the left side of the Sahid Hotel. The Sahid Hotel is open al year. The Sahid Hotel has about 25 floors. There are about forty bedrooms. There is also meeting room. The Sahid Hotel is good place for meeting and relaxing.

Appendix P

Distribution of t-table

df	Level of Significant for one failed					
	10 20	5 10	25 5	1 2	5 1	5 1
1	3.076	6.314	12.706	31.821	63.657	36.619
2	1.886	2.921	4.303	6.965	9.925	31.598
3	1.628	2.353	3.182	4.541	5.747	12.941
4	1.533	2.132	2.776	3.747	4.604	8.610
5	1.476	2.015	2.571	3.365	4.032	6.858
6	1.440	1.943	2.447	3.143	3.707	5.594
7	1.415	1.895	2.365	2.228	3.499	5.405
8	1.397	1.860	2.306	2.896	3.355	5.041
9	1.387	1.833	2.262	2.891	3.250	5.781
10	1.372	1.812	2.226	2.764	3.169	4.587
11	1.363	1.796	2.201	2.718	3.106	4.437
12	1.356	1.782	2.179	2.681	3.005	4.318
13	1.350	1.772	2.160	2.650	3.012	4.221
14	1.345	1.761	2.145	2.624	2.977	4.140
15	1.341	1.753	2.131	2.602	2.947	4.073
16	1.337	1.746	2.120	2.583	2.921	4.015
17	1.333	1.740	2.111	2.567	2.898	3.965
18	1.330	1.743	2.101	2.552	2.878	3.922
19	1.328	1.729	2.093	2.539	2.861	3.883
20	1.325	1.725	2.086	2.528	2.845	3.820
21	1.323	1.721	2.080	2.518	2.831	3.849
22	1.321	1.717	2.074	2.508	2,819	3.792
23	1.319	1.714	2.060	2.500	2.807	3.767
24	1.318	1.711	2.040	2.492	2.797	3.745
25	1.316	1.708	2.030	2.485	2.787	3.725
26	1.315	1.706	2.036	2.479	2.779	3.707
27	1.314	1.703	2.032	2.473	2.771	3.609
28	1.313	1.701	2.048	2.476	2.763	3.674
29	1.311	1.699	2.045	2.462	2.758	3.659
30	1.310	1.697	2.142	2.457	2.750	3.646
40	1.303	1.684	2.021	2.423	2.704	3.551
60	1.296	1.671	2.000	2.390	2.600	3.460
130	1.285	1.285	2.980	2.358	2.605	3.373
X	1.282	1.282	2.960	2.326	2.617	3.372

