

**IMPROVING THE FIRST YEAR STUDENTS'
UNDERSTANDING ON SIMPLE PAST TENSE THROUGH
SONG AT SMKN 3 SELAYAR ISLAND REGENCY**



A Thesis

Submitted in Partial Fulfillment of the Requirements for the Degree of
Sarjana Pendidikan in English Education Department of
Tarbiyah and Teaching Science Faculty of
UIN Alauddin Makassar

By

RIA RESKI AWAL

Reg. No. 20400113001

**ENGLISH EDUCATION DEPARTMENT
TARBIYAH AND TEACHING SCIENCE FACULTY
ALAUDDIN STATE ISLAMIC UNIVERSITY OF MAKASSAR
2017**

PERNYATAAN KEASLIAN SKRIPSI

Mahasiswi yang bertanda tangan di bawah ini:

Nama : Ria Reski Awal
NIM : 20400113001
Tempat/Tgl. Lahir : Benteng, 29 Maret 1995
Jurusan : Pendidikan Bahasa Inggris
Fakultas : Tarbiyah dan Keguruan
Alamat : Jl. H. Yasin Limpo No.36 Samata, Sungguminasa Gowa
Judul : *Improving the First Year Students' Understanding on Simple Past Tense through Song at SMKN 3 Selayar Island Regency*

Menyatakan dengan sesungguhnya dan penuh kesadaran bahwa skripsi ini benar adalah hasil karya sendiri. Jika di kemudian hari terbukti bahwa skripsi ini merupakan duplikat, tiruan, plagiat, atau dibuat oleh orang lain, sebagian atau seluruhnya, maka skripsi dan gelar yang diperoleh karenanya batal demi hukum.

UNIVERSITAS ISLAM NE
Makassar, 18 Agustus 2017

Penyusun,



RIA RESKI AWAL

NIM. 20400113001


PERSETUJUAN PEMBIMBING


Pembimbing penulisan skripsi saudara **Ria Reski Awal**, NIM: **20400113001** mahasiswi Jurusan Pendidikan Bahasa Inggris pada Fakultas Tarbiyah dan Keguruan UIN Alauddin Makassar, setelah meneliti dan mengoreksi secara seksama skripsi yang bersangkutan dengan judul "*Improving the Students' Understanding on Simple Past Tense through Song in the First Year at SMKN 3 Benteng*" memandang bahwa skripsi tersebut telah memenuhi syarat-syarat ilmiah dan dapat disetujui ke sidang munaqasah.

Makassar, 18 Agustus 2017

Pembimbing I

Pembimbing II


Dr. H. Erwin Hafid, Lc., M.Th.I., M.Ed.
NIP. 19740912 200003 1 002



Indah Fadhilah Rahman, S.Pd.I., M.Hum.
NUPN. 9920100165


PENGESAHAN SKRIPSI


Skripsi yang berjudul, “**Improving the First Year Students’ Understanding on Simple Past Tense through Song at SMKN 3 Selayar Island Regency**”, yang disusun oleh **Ria Reski Awal**, NIM: 20400113001, mahasiswa Jurusan Pendidikan Bahasa Inggris pada Fakultas Tarbiyah dan Keguruan UIN Alauddin Makassar, telah diujikan dan dipertahankan dalam sidang munaqasyah yang diselenggarakan pada hari Kamis, Tanggal **24 Agustus 2017** bertepatan pada Tanggal **2 Dzulhijjah 1438 H**, dinyatakan telah dapat diterima sebagai salah satu syarat untuk memperoleh gelar Sarjana Pendidikan (S.Pd) pada Fakultas Tarbiyah dan Keguruan, Jurusan Pendidikan Bahasa Inggris dengan beberapa perbaikan.


Samata-Gowa, 24 Agustus 2017
2 Dzulhijjah 1438 H.


DEWAN PENGUJI (SK.Dekan No.1762 Tertanggal 24 Agustus 2017)


Ketua : Dr. Kamsinah, M.Pd.I. 


Sekretaris : Sitti Nurpahmi, S.Pd., M.Pd. 


Munaqisy I : Dr. H. Wahyuddin Naro, M.Hum. 

Munaqisy II : Dr. H. Abd. Muis Said, M.Ed. 

Pembimbing I : Dr. H. Erwin Hafid, Lc., M.Th.I., M.Ed. 

Pembimbing II: Indah Fadhilah Rahman, S.Pd.I., M.Hum. 

Mengetahui :
Dekan Fakultas Tarbiyah dan Keguruan
UIN Alauddin Makassar 


Dr. H. Muhammad Amri, Lc., M.Ag.
NIP: 19730120 200312 1 001

ACKNOWLEDGEMENT



Alhamdulillah Rabbil Alamin, The researcher would like to praise and express her high gratitude to Allah swt., who has given the blessing, health, opportunity and inspiration to finish this writing thesis. And also, she does not forget to express Salam and Sholawat to the prophet Muhammad saw., who has guided moslems from the darkness to the lightness and brought us from the stupidity to the cleverness era.

Special thanks to my beloved parents, **Awaluddin** and **Jumriati** who always love, pray, motivate and support the researcher for all of their life. The greatest persons in researcher's heart ever. The researcher realizes that this writing would not finish without helping and the guidance from the other people, so the researcher would like to express her deepest thanks to the following person:

1. **Prof. Dr. H. Musafir Pababbari, M.Si** the Rector of Islamic State University of Alauddin Makassar for his advice during her studied at the university.
2. **Dr. H. Muhammad Amri, Lc., M.Ag.** The Dean of Tarbiyah and Teaching Science Faculty for advice and motivation.
3. **Dr. Kamsinah, M.Pd.I,** and **Sitti Nurpahmi, S.Pd., M.Pd,** The Head and the Secretary of English Department of Tarbiyah and Teaching Science Faculty of Alauddin State Islamic University (UIN) of Makassar and all of the staffs.

4. The researcher's consultants, **Dr. H. Erwin Hafid, Lc., M.Th.I., M.Ed.**, and **Indah Fadhilah Rahman, S.Pd.I., M.Hum.** who have helped, guided, and supported the researcher during the writing of this thesis.
5. **Usman, S.Pd., MM**, the headmaster of SMKN 3 Benteng who has given permission for the researcher to conduct the study there, and the entire teachers, especially for **Muhammad Ikhsan**, the English teachers for all the time, the information about the teaching-learning process of English and also the school administration staff, thanks for the cooperation.
6. The first grade students of SMKN 3 Benteng **X D** intake 2016-2017 who gave their time to participate in her research.
7. For the researcher best friends, **Sukma, Astri Yanti Jafar, Nurjasmini Samir, Hardianti, Suhaida, Ita Trisnawati** and thanks for their help, support, attention, suggestion, in writing this thesis.
8. Her beloved family of English education department group **1 and 2 (Academic year 2013)** gives her much love and motivation.

Makassar, 18 Agustus 2017
The researcher,



Ria Reski Awal
NIM: 20400113001

TABLE OF CONTENTS

	Pages
COVER PAGE	i
PERNYATAAN KEASLIAN SKRIPSI	ii
PERSETUJUAN PEMBIMBING	iii
PENGESAHAN THESIS	iv
ACKNOWLEDGEMENT	v
TABLE OF CONTENTS	vii
LIST OF TABLES.....	ix
LIST OF FIGURES	x
LIST OF APPENDIX	xi
ABSTRACT.....	xii
CHAPTER I INTRODUCTION.....	1-6
A. Background	1
B. Research Problem	4
C. Research Objective	4
D. Research Significance.....	4
E. Research Scope	5
F. Operational Definition of Term	6
CHAPTER II REVIEW OF RELATED LITERATURES	8-22
A. Some Previous Related Studies	8
B. Some Pertinent Ideas	11
1. Simple past tense.....	11
2. Songs	22
CHAPTER III RESEARCH METHOD	31-35
A. Research Method	31
B. Research Participant	33
C. Research Target	33
D. Research Instrument	33
E. Data Collecting Procedure.....	34

F. Data Analysis Technique.....	35
CHAPTER IV FINDINGS AND DISCUSSION	40-52
A. Findings.....	40
1. First Cycle.....	40
2. Second Cycle.....	45
3. Third Cycle.....	48
B. Discussion	52
CHAPTER V CONCLUSIONS AND SUGGESTIONS	55-57
A. Conclusions	55
B. Suggestions	57
BIBLIOGRAPHY.....	58
APPENDIXES.....	61
CURRICULUM VITAE	




LIST OF TABLES

Table 3.1 The classification of students' score.....	36
Table 4.1 Frequency distribution and percentage of the test in the pre-test.....	39
Table 4.2 Frequency distribution and percentage of the test in the first cycle.....	43
Table 4.3 Frequency distribution and percentage of the test in the second cycle.....	47
Table 4.4 Frequency distribution and percentage of the test in the third cycle.....	50
Table 4.5 The percentage of the test from the pre cycle until post cycle.....	51



LIST OF FIGURE

Figure 1 Action Research Cycle.....	31
Figure 2 Diagram of the Whole Test.....	53



LIST OF APPENDIX

Appendix I	: Research Journal in Classroom Action Research.....	61
Appendix II	: Students Name List.....	62
Appendix III	: Lesson Plan.....	63
Appendix IV	: The results of the pre-test.....	66
Appendix V	: The results of the first cycle.....	67
Appendix VI	: The results of the second cycle.....	68
Appendix VII	: The results of the third cycle.....	69
Appendix VIII	: The results of the test from the first cycle until third cycle	70
Appendix IX	: Observation Checklist in Pre-Test.....	71
Appendix X	: Observation Checklist in First Cycle.....	73
Appendix XI	: Observation Checklist in Second Cycle.....	75
Appendix XII	: Observation Checklist in Third Cycle.....	77
Appendix XIII	: Instrument of the Research in Pre-Test.....	79
Appendix XIV	: Instrument of the Research in First Cycle.....	80
Appendix XV	: Instrument of the Research in Second Cycle.....	81
Appendix XVI	: Instrument of the Research in Third Cycle.....	82
Appendix XVII	: Answer Key of Evaluation of Pre-Test.....	83
Appendix XVIII	: Answer Key of Evaluation of First Cycle.....	84
Appendix XIX	: Answer Key of Evaluation of Second Cycle.....	85
Appendix XX	: Answer Key of Evaluation of Third Cycle.....	86
Appendix XXI	: Documentation.....	87

ABSTRACT

Name : Ria Reski Awal
Reg. Number : 20400113001
Department/faculty : English Education/Tarbiyah and Teaching Science
Title : *Improving the First Year Students' Understanding on Simple Past Tense through Song at SMKN 3 Selayar Island Regency*
Consultant I : Dr. H. Erwin Hafid, Lc., M.Th.I., M.Ed.
Consultant II : Indah Fadhilah Rahman, S.Pd.I., M.Hum.

This research discusses the use of song to improve the students' understanding on simple past tense. The researcher focused on simple past tense because most of students cannot distinguish simple past tense in sentence. The researcher used song because everybody likes music. Song also one of teaching technique to solve students' boredom when teaching and learning process. The research problem were how does the improvement of students' understanding on simple past tense through song.

The researcher used Classroom Action Research as the research method. This research was done at the first year students of SMKN 3 Selayar Island Regency. The subject was all the students of the class which consists of 24 students. The instruments are test and observation checklist.

The research finding indicated that song improved the students' understanding on simple past tense at SMKN 3 Selayar Island Regency. It consists of three cycles. Each cycle consisted of three meetings and four steps. Those are Planning, Acting, Observation and Reflection. The result of this research before doing cycle, the researcher did pre-test was to know the students' ability in simple past tense and mean score in pre-test was **54.58**. First cycle showed the students' achievement and performance was low. It could be seen from the students' mean score in the first cycle was **65.42**. The students' mean score in the second cycle was **92.08**. The students' mean score in the third cycle was **94.58**. Then, the result of the research in the second cycle showed that the students' achievement and performance have improved.

Finally, the result of this research showed that students' understanding improved in each cycle after they were taught using song. It was signed by their improvement of each result test.

CHAPTER I

INTRODUCTION

A. Background

The skills and components of English have to be mastered by someone who teach and learn English because English is a key to interact with people in the world. However, English is not our own language; everyone will feel that it is difficult. In senior high school, students learn the four language skills. Those skills cannot stand alone. They need another language component such as grammar to support them. Without grammar, these skills will not be complete.

In teaching and learning English, grammar has a big effect in assisting the students to master the major target of learning English in communication. For example in writing, if a student wants to write a text but she/he does not understand about grammar, she/he will not produce a good text. This is one of the consideration in which grammar must be understood by the learner before she/he used English. In this case, the teachers have a big role in teaching grammar. English teacher must be capable of teaching grammar.

Grammar is important because to arrange sentence and conveys the meaning clearly, the speaker have know about it. Grammar is a foundation in learning language.

According to Harmer (2010) states:

Grammar can thus be partly as knowledge of word can go where and what form these words should take. Studying grammar means knowing how different grammar element can be strung together to make chain of words.

That means Grammar is a study about how to construct words into sentence in grammatical order. The matter of teaching and learning processes which has the relation to grammatical context could be seen like the problem faced by students of one senior high school in Selayar Island Regency, Selayar Regency namely, SMKN 3 Selayar Island Regency. The students' learning outcome in grammar test was still low. Meanwhile, the minimum standard competency result that the students should reach in this school is 75. According to the interview on November 15th 2016 with the teacher of the school, the teacher has already tried to give better teaching and learning processes in the class by using some methods. Unfortunately, it did not show significant changes on the English students' learning outcomes. Many students did not know the rules/patterns for both and also how to use it of simple past tense. They could not achieve the minimum standard competency result decided by the school. In this case, the student still had problem in understanding them.

According to the curriculum KTSP for senior high school, teaching English is done with for skills, listening, speaking, reading and writing. The additional in senior high school, the students do learn about grammar. The teaching and learning grammar is done around 40% in the classroom. It can be seen from syllabus of SMKN 3 Selayar Island Regency.

Tense is verb form in showing time of action. According to Hinkel (2004), states in English, as in other language, other language, the tense marks the time

connects an action and event to particular time. Furthermore, Decleek (2006) says that tense is a linguistic concept which has verb and express the time in situation. In English there are twelve tenses that express different combinations of time (present, past and future) and aspect (simple, perfect and continuous).

Simple past tense is an action or situations that occur in the past. According to Biber Conrad and Leech (2002) state that Simple Past Tense is most often used in past time.

Furthermore, Folse (2009) states that past tense, “the most common devices used to indicate sequencing of action are the use of time adverbials such as *yesterday or before I arrived*”.

The teaching and learning process will becomes more valuable if there is cooperative between both of teacher and students. The teacher should be creative to select teaching media and techniques to draw the students’ interest and motivation in learning English. The teacher must choose one of media to make the class fresh and interesting. In addition, the students can be happy and will not get bored learning English, especially in grammar. In order to help learners learn better, a lot of researchers suggest to using song in teaching and learning process.

Songs are the most enhanting and culturally rich resources that can easily be used in language classrooms. Songs offer a change form routine classroom activities. They are precious resources to develop students’ abilities in listening, speaking, reading, and writing. They can also be used to teach a variety of language items such as sentences patterns, vocabulary, pronunciation, rhythm, adjectives, and adverbs. As stated by Lo and Fai Li (1998), learning English

through songs also provides a non-threatening atmosphere for students, who usually are tense when speaking English in a formal classroom setting. Teaching by using song actually is very enjoyable because suggestion of song music can make students relaxed and free from pressure.

Based on this problem, the teacher necessary to choose unique techniques which are best for their students, to cut down students' problem and motivate them to learn grammar. Because of the problem, the researcher was interested in doing research titled, *Improving the First Year Students' Understanding on Simple Past Tense through Song at SMKN 3 Selayar Island Regency.*

B. Research Problem

The researcher intends to focus on answering this questions: "How is the improvement of students' understanding on simple past tense through song at SMKN 3 Selayar Island Regency?".

C. Research Objective

The objective of study is based on the statement of the problem above: To describe the improvement of students' understanding on simple past tense through song at SMKN 3 Selayar Island Regency.

D. Research Significance

1. Theoretical Significance

This research will give some useful information about how to describe the improvement of students' understanding on simple past tense through song. This research is expected to use as reference for other researcher to conduct a research

in English teaching-learning process. Hopefully, the result of this study is useful for students, teachers, and all of the readers.

2. Practical significance

a. Students

The students are expected to practice learning English grammar by themselves by using songs. They can learn by themselves at home when they listening songs just like when they learn at the school. Hopefully it can help the students to solve their problem in learning English grammar.

b. Teacher

The English teachers can use songs in teaching English. They can use songs to improve students' understanding on simple past tense. The teacher is able to use the songs by sending the material of the lesson to the students. Hopefully makes the students be more interest with the teacher and easy to catch the materials.

c. The next researcher

It is expected to give meaningful information and to give motivation for the next researcher to create another research about teaching English technique.

E. Research Scope

The scope of this research is limited on the pop song to improve students' understanding on simple past tense at SMKN 3 Selayar Island Regency in Academic year 2016/2017. The researcher focuses to improve students' understanding on simple past tense by using pop song.

F. Operational Defenition of Term

1. Understanding

Understanding is knowlegde and ability to valuated subject based on learning or experience about simple past tense. Understanding on simple past tense is the ability of students in learning simple past tense, they know the formula of simple past tense, and they understand how to use it.

2. Simple Past Tense

Simple past tense is an action or situation that occur in the past. Patricia K. Weiner (1990) states the simple past tense describes an action or situation that began and ended in the past. According to Marcella Frank (1972), the past tense indicates definite time terminating in the past. In addition, Eugene J. Hallstated (1993) that simple past tense indicates a past action that occurred at a definite time in the past.

3. Pop Songs

Pop song is a genre of popular music general that happening in teenagers. Pop music is the genre of popular music that produces the most hits. A hit is a song that sells many copies, and the latest hits are listed every week on the charts. To get on the charts, a song must be released as a single, although most singles are also released on an album. Songs that become hits almost always share certain features that are sometimes called the pop-music formula.

4. Action Research

Action research is part of a broad movement that has been going on in education generally for sometime. It is related to the ideas of ‘reflective practice’ and ‘the teacher as researcher’. Action research involves taking a self-reflective, critical, and systematic approach to exploring your own teaching contexts.

According to Anne (2010) Action research is something that many language teachers seem to have heard about, but often they have only a hazy idea of what it actually is and what doing it involves. Action research is part of a broad movement that has been going on in education generally for some time. It is related to the ideas of ‘reflective practice’ and ‘the teacher as researcher’. Action research involves taking a self-reflective, critical, and systematic approach to exploring your own teaching contexts. So, in action research, a teacher becomes an ‘investigator’ or ‘explorer’ of his or her personal teaching context, while at the same time being one of the participants in it. The central idea of the *action* part of action research is to intervene in a deliberate way in the problematic situation in order to bring about changes and, even better, improvements in practice.

Importantly, the improvements that happen in action research are ones based on information (or to use the research term, *data*) that an action researcher collects systematically. So, the changes made in the teaching situation arise from solid information rather than from our hunches or assumptions about the way we think things are.

APPENDIX X
OBSERVATION CHECKLIST
FIRST CYCLE

NO.	Activity	Indicator	Option		Description
			Yes	No	
1.	Opening	Teacher begins the learning process by greeting then ask to the students for praying together and check the students presence list.	✓		
		Teacher is asking about last material.	✓		
		Teacher tells the aim of the subject that will be reached.	✓		
		Teacher tell the material scope and description of activities according to lesson plan.	✓		
2.	Main activity	Students listen to the teacher's explaining about subject that they learn.	✓		
		Students ask for the question about something that they don't	✓		

		know according to the material.			
		Teacher answer the question from the students.	✓		
		Teacher gives the exercise to do by students.	✓		
		Teacher invites the students to collect their answer.	✓		
		Teacher gives feedback to the students.			
3.	Closing	Teacher and students together to make a resume for the material they have done.	✓		
		Teachers ask questions to students to help them do reflection on learning activities they have done.	✓		
		Teacher gives task to students about the material that they have done.	✓		
		Teacher explains the learning activity about the material in next meeting.	✓		

CHAPTER II

REVIEW OF RELATED LITERATURE

A. Some Previous Related Studies

Zain (2010) in her skripsi about, *The Effectiveness of Teaching Simple Past Tense by Using the Medium of English Songs*. She said that English song medium can improve the student's simple past achievement. It had happened after they got some treatments; it was proven by the comparison between the result of the pre and the post-test in which the post-test result was higher. The difference of this research with her studies is this research does a study about the use of Song to improve students' understanding on simple past tense. Researcher believes using the medium of English Songs can improve students' simple past tense achievement.

Ovalina (2010) in her skripsi about, *Improving Students' Ability in Using the Simple Past Tense through Contextual Teaching Learning*. She said that it can be seen from the result of data gained from the quantitative study; test result (pretest and posttest) and questionnaire result, and qualitative study; observation and interview result. Related to qualitative study; *The first*, it is derived from the observation result in which the Contextual Teaching Learning is successful in improving students' participation in the teaching simple past tense. They seem more enthusiastic in the teaching learning process rather than before the implementation of the approach. *The second*, based on the interview result with the teacher, it can be known that students of grade 8.6 at SMPN 17 Tangerang Selatan are able to improve in using the simple past tense. The difference of this

research with her studies is this research does a study about the use of Song to improve students' understanding on simple past tense. Researcher believes contextual teaching learning can improve overall students' understanding on simple past tense.

Istirokhah (2010) in her skripsi about, *Improving Students' Understanding on Simple Past Tense through Song*. Based on research songs method applied in teaching simple past tense could be an effective method; the researcher draws some conclusions based on the discussion. The conclusions are:

- 1) Teaching simple past tense using songs can be interested experience for teacher and students.
- 2) The students can recognize the most important ideas and information from songs lyric and completing a song lyric with simple past tense verb to help their understanding on simple past tense. By using this method will help students focus on simple past tense verb in their own words understand and remember. Students' understanding on simple past tense increased as well as their motivation to learn English and they have were understood simple past tense verb well. Song in teaching learning English that it encourages their spirit to study and reduce boredom.

The difference of this research with her studies is this research does a choose senior high school as a target of the research to improve students' understanding on simple past tense through song. Researcher believes songs can improve overall students' understanding on simple past tense.

Rahmawati (2008) an UNNES' student in her entitled, *The Use of English Pop Songs as Teaching Media to Improve the Students' Mastery in Vacabulary at the Senior High School*. The objective of her study is to find out whether listening to English pop romantic songs is effective to improve the students' mastery in vocabulary or not. The result of data analysis was $t\text{-value} > t\text{-table}$. It showed that after the treatment there was a significant difference of vocabulary achievement between students who was treated by using English pop romantic song emong year XI students of senior high school. So, the working hypothesis (H_a) is accepted and the null hypothesis is resjected. Beside that it used questionnaire, it showed that most of the students like English pop romantic songs as teaching media. The conclution of this tsudy is that English pop romantic songs is affective and aplicable to be use as teaching media to improve the students' mastery in vocabulary. The difference of this research with her studies is this research does a study about the use of Song to improve students' understanding on simple past tense. Researcher believes the use of English Pop songs as Teaching Media to Improve the Students' Mastery in Vacabulary.

Sunarsih (2008) an UNNES' student in her entitled, *The Affectiveness of Using English Songs by "The Click Five" as Media in Teaching Listening to SMP Students*. The main objective of her study was to find out whethere there was any significant difference in the achievement between student who are taught listening using English and those who are taught listening by using a conventional technique. In this study, the population was the eighth grade students of SMPN 2 Jakean, Pati in the academic year 2008/2009. The reasearch design used was the

experimental research. The result of the test was then analyzed using the t-test formula. The working hypothesis is accepted. It means that there is a significant difference. The difference of this research with her studies is this research does a study about the use of Song to improve students' understanding on simple past tense. Researcher believes that using English Songs by the click five effective to teaching listening.

The difference of the previous findings above indicates that Song will bring reality to the classroom and make interaction meaningful. Based on the research the student did not just make interaction meaningful but more than it. The use of song in teaching learning process has good implication those are: create a welcoming atmosphere, as facilitate a positive learning mood and motivate students to learning, connect students to content topics, reduce learning stress levels, teach pronunciation efficiently stimulate imagination and creativity.

B. Some Pertinent Ideas

1. Simple past tense

a. The definition of simple past tense

According to Schramper (1989) states, The simple past is used to talk about activities or situations that began and ended in the past. Simple past tense is one of important component to built some sentence in the past.

In addition, Eugene J. Hall (1993) stated that, simple past tense indicates a past action accured at a definite time in the time, whether the time is stated or not. It is in line with A. J Thomson and A. V Martinet (1986) who defined the simple past tense as the action completed in the past at definite time.

b. The forms of simple past tense

There are two kinds of verbs in simple past tense, regular and irregular verbs. As state by Lindell and Hagiwara (1990) there are four forms of regular verbs in simple past tense that are affirmative statements, question, negation, and short answer.

The first, affirmative statements, it makes the past tense of regular verbs add –ed to the present tense form for example; I call up my friend everyday become I “**called**” up my friend yesterday. Then the spelling rules of affirmative statement divided into three, they are; *the first*, when a simple verb and with –e, it is only necessary to add –d to form the simple past for example: smile – smiled, agree – **agreed**. *The second*, when simple past verb ending in consonant y; change the y to – i and add –ed for example; hurry – **hurried**, try – **tried**. *The third*, when simple past have one-syllable verbs end in a consonant is double before –ed for example; stop – **stopped**, occur – **occurred**.

Next the pronunciation rules of affirmative statement also divided into three, they are; *The first*, simple past verbs are ending in the sound /t/ or /d/: add the sound /d/ for example; want – **wanted** (wontid), need – **needed** (ni:did). *The second*, simple past verbs are ending in a vowel or a voiced consonant (except /d/): add the sound /d/ for examples; answer – **answered** (anse:d), call – **called** (ka:ld). *The third*, simple past verbs are ending in a voiceless consonant (except /t/): add the sound /t/ for example; stop – **stopped** (sto:pt), kiss – **kissed** (kist).

The second, in question; the past tense form of the auxiliary verb did is used before the subject, and the main verb remains in its regular present form

example; I work everyday become I **worked** everyday. And do I work everyday?
Become **did** I work everyday?

The third, in negation; the past tense of **don't** (do not) and doesn't (does not) is **didn't** (did not). Note that the main verb occurs in its regular present form example; I don't work everyday become I didn't work everyday.

The fourth, in short answer; simple past used the auxiliary did/didn't is used in sort answers to yes/no question in the past tense for example; did you call Eko yesterday? Yes, I did. (**I called** Eko yesterday) Or No, I didn't. (**I didn't call** Eko yesterday).

Simple past tense of irregular verb is also divided into four. Those are; *the first*, the simple past tense used was and were in the past tense form of be for example; I am at home today become I **was** at home yesterday and we are in class now become we **werein** class yesterday. *The second*, the simple past used verbs be and the subjects are reserved in questions for example; I **was** late this morning become **was** I late this morning? And we **were** on time today become **were** we on time today?. *The third*, the simple past tense used of be are was not and were not in negative forms. The contraction wasn't and weren't occurs in the spoken English and in informal written English example; I **was** home yesterday become I **wasn't** home yesterday. They were in class become they **weren't** in class. *The fourth*, the simple past tense is the part of the sentence after be is omitted in sortanswer for example; were you at home this morning? Yes, I **was** or No, Iwasn't.

c. The Formula of sentences in Simple Past Tense.

a.) Verbal sentences

1) Affirmative sentence

Subject + Verb 2

Exp: *I studied English yesterday.*

2) Negative sentence

Subject + did + not + Verb 1

Exp: *I did not study English yesterday.*

3) Interrogative sentence

Did + subject + Verb 1?

Exp: *Did you study English yesterday?*

4) Interrogative sentence with question word

Qw + did + subject + Verb 1

Exp: *Why did you go yesterday?*

b.) Nominal sentences

1) Affirmative sentence

Subject + was/were + Non Verb

Exp: *She was happy yesterday*

2) Negative sentence

Subject + was/were + not + Non verb

Exp: *She was not happy yesterday*

3) Interrogative sentence

Was/were + subject + Non verb?

Exp: *Was she happy yesterday?*

d. The Use of Simple Past Tense

1. According to Rudy Hariyono and Bryan L Wilkinson (2008)

They stated that the simple past tense is the time used explains an actions or events at the specific time in the past in the form of modestly. It is used for; ***The first***, the simple past tense expresses an action which has done and has finished in the past or describes an event that happened in the specific time in the past for example; he helped me last week. ***The second***, the simple past tense expresses the habitual action in the past but it does not happen in this time for example; he worked in the restaurant, but now he is working in a factory. ***The third***, the simple past tense expresses a situation that happened in the past for example; we were at home last night.

2. According to Thomson and Martinet (1986)

They stated that the simple past tense is the tense that is used for an action completed in the past at definite time. It is therefore used for; ***the first***, the simple past tense used an action completed in the past at definite time. It is divided into four they are; ***the first***, the simple past have a past action and the time is given for example; I **met** him yesterday and Pasteur **died** in 1895. ***The second***, the simple past when the time is asked about for example; when **did** you meet him?. ***The third***, the simple past have the action clearly took place at a definite time even though this time is not mentioned for example; the train **was** teen minutes late and

how did he get his present job?. *The fourth*, the simple past sometimes the time becomes definite time because of a question and answer in the present perfect tense for example; where have you been?, I've been to the opera? And **did** you enjoy it?

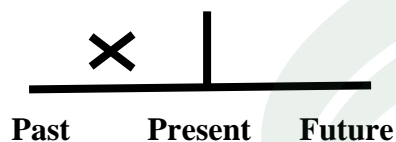
The second, the simple past tense is used for an action whose time is not given but which occupied a period of time now terminated, or occurred at a moment in a period of time now terminated for example; he worked in that bank for four years and my grandmother once saw Queen Victoria. *The third*, the simple past tense is also used for past habit for example; he always **carried** an umbrella and they never **drank** wine.

The fourth, the simple past tense is used conditional sentence for example: if it were rain, I would carry an umbrella. He will invite me if he had a party. The time signals that are usually applied in simple past tense, they are; yesterday (yesterday morning, yesterday afternoon, yesterday evening), last (last night, last Sunday, last week, last year, last month, last century), ago (a few minute ago, a month ago, an hour ago, two weeks ago, two hours ago, a year ago, two days ago, a fortnight ago, a week ago, a century ago), in (in 1999, in 2005), before (the day before yesterday), other (the other day, the other week, the other month, the other year), when (when she was a girl, when he was a boy), on (on Monday morning, on Monday afternoon, on Monday evening).

3. According to Megan B. Wyatt in Istirokhah (2010)

He stated that the simple past tense is probably the most common tense used, especially in print media. It is similar to simple present tense in that it can

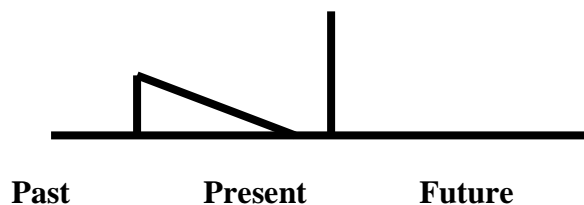
consist of a sequence that just happened or has been happening for a longer amount of time. The use for: *the first*, the simple past tense use completed action in the past; it is that the simple past expresses the idea that an action started and finished at a specific time in the past. Sometimes, the speaker may not actually mention the specific time, but they do have one specific time in mind for example; I saw a movie yesterday.



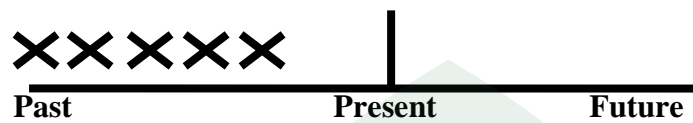
The second, the simple past tense uses a series of completed actions; it is that the simple past lists a series of completed actions in the past. These actions happened 1st, 2nd, 3rd, 4th, and so on for example; He **arrived** from the airport at 8:00, **checked** into the hotel at 9:00, and **met** the others at 10:00.



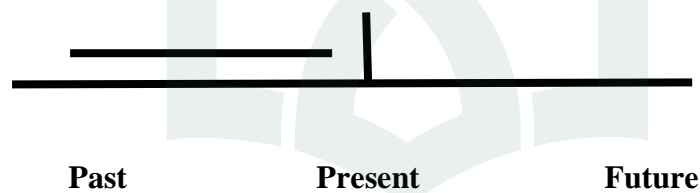
The third, the simple past tense has duration in the past; it is that the simple past can be used with a duration which starts and stops in the past. Duration is a longer action often indicated by expressions such as; for two years, for five minutes, all day, all year, for example; Shauna studied Japanese for five years.



The fourth, the simple past tense has habits in the past; it is that The Simple Past can also be used to describe a habit which stopped in the past. It can have the same meaning as "used to". To make it clear that we are talking about a habit, we often add expressions such as; always, often, usually, never, when I was a child, when I was younger, for example; I studied French when I was a child.



The five, the simple past have fact or generalization; it is that the simple past can also be used to describe past facts or generalizations which are no longer true. That the Simple Past is quite similar to the expression "used to" for example; she was shy as a child, but now she is very outgoing.



e. The Principle of Teaching Simple Past Tense

In teaching simple past tense, teacher has to manage the learning situation where the learners can make sentences with the pattern of simple past tense. Therefore, it is importance to develop principle for the perforation of language teachers, especially for simple past tense teaching.

According to Nunan (1990) there principle for teaching grammar especially for simple past tense to intermediate learners as follows:

The first, begin to move learners along the continuum from reproductive to creative language use. Reproductive language exercises are those that require

learners to mimic the language models provided by a text book, audio/video sources, or by you, the teacher. Common reproductive include drill of various kinds, fill in the blank passages, word and sentence sequencing work, matching exercises, listen and repeat, and so on. Despite their differences, all these exercise require the students to generate language that accurately reproduces the target language form.

The second, where possible, personalize the content of practice activities. Personalization is a key principle regardless of the focus of the lesson (whether it is listening, speaking, reading, writing, grammar, pronunciation, or vocabulary), and irrespective of the level of students. Task involving personalization encourages the learners to bring in their own ideas, feelings, attitudes, and opinion. It is, therefore, a perfect strategy for linking what students already know whit what they have to learn.

Personalization can often be problematic for beginning students. Such students are often frustrated by their limited vocabulary for expressing opinions and attitudes. However, it can work wonderfully well whit intermediate level students who have sufficient language by this stage to enable you, the teacher, to exploit the principle.

The third, encourage learners to see grammar as a process as much as a product. A number of people have made the point that grammar is both a product and a process.

f. Teaching Simple Past Tense In Senior High School

In learning a foreign language, there are many factors, which influence the result, including personal factors like age, motivation, experiences and certain environmental factors. Age is one of the influential factors, which affect learning. Children should learn English as early as possible, because children are better in attaining the target language than adult people. Children do not find it easy to use language to talk about language, in other words they do not have the same access as older learners to metalanguage that teacher can use to explain about grammar or discourse. The range of the age of senior high school students varied between fifteen to seventeen years old. They were in the process of changing from children to adult. So, the children of fifteen to seventeen seemed to be less lively and humorous than adults. They were so much less motivated and they presented outright discipline problems. The way children learn a foreign language depends on their development stage. Some children develop early, while others in leaps and a bound. We can not say that at the same age, the children will have the same ability. The students' culture and community play an important role in learning. Teachers do not only pay attention to the students' characteristics, but also the students' personally, individual differences because the students have different abilities and point of view background and experience.

In teaching, teacher should have an objective. The common objective of teaching a foreign language is to make learners able to communicate by using the target language orally and in written form. However, since the emphasis of learning and teaching English as the first foreign language in Indonesia is

generally on the mastery of grammar or structure, it makes students learn English through written most of time. It does not mean the other skill such as listening, speaking, and writing are completely ignored. The lesson in each English teaching and learning process involves listening and speaking skills. The writing skill is also involved in which students are asking to do exercises on structure or vocabulary in written form.

Teaching a language, especially a foreign language is not an easy task. Since English is a foreign language for Indonesia students, it will surely cause some problem for them but it does not mean that they will always fail in learning it. Because, teaching English in Indonesia is teaching a language to students whose native language is quite different both phonologically and grammatically from that of the foreign language.

It is, therefore understandable why it is difficult for Indonesian students to learn English. From the argument above, it assumed that students will meet learning problems. The problems, which are faced by students, may be due to the differences between English and Indonesian, in grammatical as well as phonological system.

The problems are; in phonological is, when students meet the sound that occur in English but do not in Indonesian. In grammar, when students meet the usage of various tense but there is no tense in Indonesian.

2. Songs

a. The definition of song

According to Oxford Learner's Pocket Dictionary the song is a short piece of music with words that you sing. As Saricoban & Metin (2000) that using English songs in EFL classrooms can be authentic and meaningful material. Using songs benefits teachers and learners in all phases of teaching and learning grammar. However, Saricoban & Metin (2000) that it is essential to consider the age, interests of the learners and the language being used in the song while selecting a song. For example, Harmer (2004) that approaches taken in using songs among children would be different from those used for teenagers and adults. Since most children enjoy singing fun lyrics, using easy children songs will be useful. Furthermore, choosing lively action songs through which they can dance or act while singing will ensure a lively atmosphere. For teenagers or adults in the intermediate or advanced level, Saricoban & Metin (2000) that it is better to use more meaningful or popular songs. Teaching English especially teaching by using songs can make a new situation in the classroom and can make students get interesting with it. Students can express their own and reduce boredom.

b. The Characteristics and Component of Song

According to Jan Peterson in Istirokhah (2010) that a good song contains four important characteristics they are; *the first*, a good song needs a universal message and a story worth telling. It means that songs ideas whirl around us everyday, but you need to catch that one special message. *The second*, a good song needs memorable hook. Usually the hook line appears in the chorus, or if

there is no chorus it is in the first or last line of each verse. **The third**, a good song is easily understood. It means that you use song as media for teaching you need to tell the 'who, where and why' of the story. **The fourth**, a good song uses imagery. If you listen to a song, listen for the images. The component of songs they are; song structure (chorus, verse, bridge) lyric (lyric topic, lyric title, lyric themselves) Rhyme (rhyme scheme, rhyme types, rhyme your lyric) composing vs song writing (song's music convention, music after lyric, music before lyric, arrangement, chord progressions) melody vs chord progression (chord music in theory, song write habit).

c. The Keys To Using Songs For Teaching

According to Larry M. Lynch in Istirokhah (2010) stated that the keys to using songs for teaching children English as a foreign language there are 12 keys they are; **the first**, teacher uses most popular song in language teaching. **The second**, teacher should also select song with easy to understand lyrics absolutely, no profanity (violent, illegal or immoral themes like sex drug use, prostitution, gang violence, kill your mother, suicide, etc). **The third**, teacher can give motivate their students (teacher takes along children's songs on cassette or CD with the lyrics). **The fourth**, teacher will need to be very careful of downloads most popular song lyric from sites (like this since they frequently full of viruses). **The fifth**, teacher uses films and shorts directly or just a recording with display pictures for visual support. **The sixth**, teacher should use the standard children's song (teacher do not use children's song difficulty to understand). **The seventh**, teacher should use inter-active games and total physical response (TPR) along

with the songs. *The eighth*, teacher keeps a fairly past faced class going as children get bored and restless easily with their short attention, and teacher can change activities every is minutes. *The ninth*, teacher tries incorporating some simple dance moves into the songs too for some added benefit (like pantomime, swing, sway, kick, jump etc). *The tenth*, teacher uses pictures as an aid in teaching key words in the song lyrics (like posters, drawings anything that provides positive visual support and reinforcement for lexical elements, grammatical then connected speech, pronunciation or use on context is fair game in EFLclasses for children). *The eleventh*, teacher give practice a couple of the songs and activities before hand in front of a mirror or your own. *The twelfth*, teacher should make classroom interesting with teaching is fun.

d. The Techniques Using Song For Teaching English

Ethan Pendleton state that there are two techniques using song for teaching English because song can help a person learn English they are; *the first*, Lyrics. Employ lyrics as mnemonic reminders in song that you write yourself. For example, it can be very difficult to conjugate verbs, particularly irregular ones. Write lyrics that will fix the tenses in the student's mind: "catch, caught/ buy, bought/ go, went/ spend and spent. *The second*, Performance encourages students to perform song in English, as correct their pronunciation and difficult words in the context of sentence. Set lyrics to easy songs that all of your students understand, like local nursery rhymes. Star with easy topics, such as the weather or eating, but begin increasing the difficulty.

e. The Use Songs To Teach Simple Past Tense In Senior High School

In learning English, there are some methods to teach English one of them is songs methods. Many reasons why songs are used in learning process, there are; *the first*, songs almost always contain authentic and natural language. *The second*, songs have a variety of new vocabulary can be introduced to students. *The third*, songs are usually very easily obtainable. *The fourth*, songs can be selected to suit the needs and interests of the students. *The fifth*, songs have grammar and cultural aspects can be introduced. *The sixth*, songs have a time length that is easily to control. *The seventh*, students can experience a wide range of accents. *The eighth*, Songs lyrics can be used in relating to situations of the world around us. *The ninth*, songs are natural and fun.

Senior high school was formed to provide a school for adolescents in whom they would study a curriculum different from that the junior high school but not as advanced as that of the high school. Teaching simple past tense to adolescents is different from teaching them to children or to adult. There are some characteristics of adolescent's learner, they are; They seem to be less lively and humorous than adults, Identity has to be forged among classmates and friends; peer approval may be considerably more important for the student than the attention of the teacher, They would be much happier if such problems did not exist, They may be disruptive in class, and They have great capacity to learn, have a great potential for creativity, and a passionate commitment to things, which interest them.

To teach simple past tense to adolescents who have wider knowledge than children, a teacher must have some technique. Furthermore, in this case the writer has to draw adolescents' interest and arouse their motivation by choosing a song. If the adolescents are motivated, they will participate actively and will learn hard during the teaching learning process.

Teaching using songs as an alternative of teaching simple past tense for young learners is such a good choice as they offer change in routine classroom. Furthermore, song is one of the richest resources of cultures that can be applied in the classroom easily. It is a precious resource to develop students' abilities in listening, speaking, reading, writing and even grammar. Finally, children songs contain authentic text that can be used to motivate young learners.

By exploiting children songs to teach young learners, teacher as well as students will obtain many advantages. The teacher will find new insight in teaching simple past tense by using songs. They will also experience a new challenge with students' need that teacher should create something inexperienced in instructing students that he or she has not encountered before. The students will also acquire the class fascinating instead of being bored.

f. The Procedure of Using Songs

The procedure of using songs in teaching English; *the first*, teacher explains about the simple past tense (there are two kinds of verbs in simple past tense, regular and irregular verb. There are four forms of regular verbs in simple past tense: affirmative statements, question and negation, and short answer). *The second*, teacher gives students song lyrics that will be played and explains about

the activities that will be done with work sheet (Teacher asks to students to listen to song while they are completing the sentences of songs lyric). *The third*, Teacher plays a full song as long as 3-5 times and guides to students in completing the song lyric. Finally, Teacher plays again the song and asks students to sing a song together.

Songs lyric include the poetic text type. The poetic text type is used to express feelings and views of life. A poem can tell a story or give the poet's thoughts on experiences, people or events. The purpose of poems is to give description or point of view. The poet uses words to make images in our minds. The poet's purpose may also be to make the reader or listener think and feel. Poetry is usually written to be read aloud.

For example song lyric:

ON TOP OF SPAGHETTI

(A children song by Tom Glazer)

On top of spaghetti,

All _____ (cover) with cheese,

I _____ (loss) my poor meatball,

When somebody _____ (sneeze).

It _____ (roll) off the table,

And onto the floor,

And then my poor meatball,

_____ (roll) out of the door.

It _____ (roll) in the garden,

And under a bush,
 And then my poor meatball,
 Was nothing but mush.
 The mush _____ (is) as tasty
 As tasty could be,
 And then the next summer,
 It _____ (grow) into a tree.
 The tree _____ (is) all covered,
 All _____ (cover) with moss,
 And then it _____ (grow) meatballs,
 And tomato sauce.
 So, if you eat spaghetti,
 All _____ (cover) with cheese,
 Hold on to your meatball,
 And don't ever sneeze!

The structure of poem: **the first**, title of poem (on top of spaghetti). **The second**, use of a rhyming pattern A, B, C, B (The mush was as tasty, as tasty could be, and then the next summer, It grew into a tree). **The third**, stanzas of four lines (The tree was all covered, All covered with moss, and then it grew meatballs, and tomato sauce). **The fourth**, surprise ending (So, if you eat spaghetti, All covered with cheese, Hold on to your meatball, and don't ever sneeze!). **The fifth**, the poet (Tom Glazer) the advantages and disadvantages of using song.

g. The Advantages and disadvantages of Using Songs

As a teaching media, song prevents students' boredom in language classroom. The use of song in teaching learning process has good implication, those are: *the first*, create a welcoming atmosphere (It is the function of song as a warmer; students are expected to be enthusiastic in the learning process). *The second*, facilitate a positive learning mood and motivate students to learning (Music helps students to focus on the material discussed and raise their concentration in the learning activities). *The third*, connect students to content topics (Students are expected to understand the topic that they studied through song lyrics). *The fourth*, reduce learning stress levels (As a filler, when students are boring teacher can stimulate them by playing music to make they active again). *The fifth*, deepen understanding and reinforce memory through emotional association because songs are familiar with students live. So, students are easy to understand the material. *The sixth*, stimulate imagination and creativity (Music is good stimulus to imagine and it can explore students' creativity). *The seventh*, reinforce grammatical structures (Students are easy to understand the grammatical structure of a song by analyze the tenses from the lyrics of a song). *The eighth*, Embed new vocabulary (Students can enrich their vocabulary after listen to a song). *The ninth*, teach pronunciation efficiently (It is possible to us to imitate the native speaker pronunciation by listening English song). *The tenth*, make learning English fun for learners (They create a relaxed atmosphere and get learners motivated with enthusiasm for learning). In other hand, the use of song in teaching learning process has disadvantages. Those are; *the first*, music disturbs

concentrations when applying to people who hate a genre of music. *The second*, Music can hurt eardrums if it is set up so loud. According the advantages and the disadvantages above, the researcher concluded that the use of song in teaching learning process has good effect than bad effect. It gives good effects to activate understanding and make students easy to memorize the material.



APPENDIX XI
OBSERVATION CHECKLIST
SECOND CYCLE

NO.	Activity	Indicator	Option		Description
			Yes	No	
1.	Opening	Teacher begins the learning process by greeting then ask to the students for praying together and check the students presence list.	✓		
		Teacher is asking about last material.	✓		
		Teacher tells the aim of the subject that will be reached.	✓		
		Teacher tell the material scope and description of activities according to lesson plan.	✓		
2.	Main activity	Students listen to the teacher's explaining about subject that they learn.	✓		
		Students ask for the question about something that they don't know according to the material.	✓		

		Teacher answer the question from the students.	✓		
		Teacher gives the exercise to do by students.	✓		
		Teacher invites the students to collect their answer.	✓		
		Teacher gives feedback to the students.			
3.	Closing	Teacher and students together to make a resume for the material they have done.	✓		
		Teachers ask questions to students to help them do reflection on learning activities they have done.	✓		
		Teacher gives task to students about the material that they have done.	✓		
		Teacher explains the learning activity about the material in next meeting.	✓		

CHAPTER III

RESEARCH METHOD

A. Research Method

This research researcher used Kemmis and Taggart model of Classroom Action Research. Kemmis and Taggart described the model or the procedures of Classroom Action Research into four tests. They are; (1) plan (identify the problem), (2) action (collect the data), (3) observation (analyze and interpret data) and evaluation (4) reflection (develop an action). The relations among them was called a cycle. It meant that a cycle consists of plan, action, observation, evaluation, and reflection. Cyclical action research can be drawn as follows:

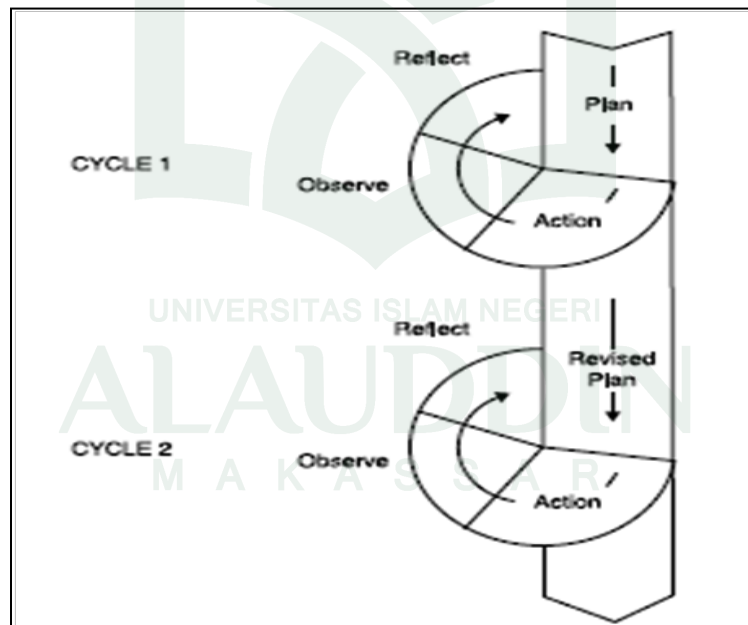


Figure 1 Kemmis and Taggart model

Based on the model in figure 1, there are four stages in Kemmis and Taggart model. They are; plan, action, observation and reflection. The relation among them is called cycle. The activities can be stated as follows:

a. Plan

This test, the researcher was prepared the classroom instructional strategy as prepares what the students have to do in the action test based on the problems faced by students toward the past tense understanding. In this case, the researcher was prepared the instrument of research to get valid data, such as lesson plans, materials, observation sheet, first test, second test as evaluation test, and present list in order to know students' activeness in joining teaching learning process.

b. Action

This test, the researcher was conducted activities according to schedule that was arrange in planning stage.

c. Observation

This test, the researcher was observed the learning process of song techniques. The purpose of this activity is to evaluate the results, collect the data and monitor the teaching learning process. The score of observation as follow.

d. Reflection

This test, the researcher was assessed the students' past tense understanding result after whole activity had finished. After analyzed the weaknesses, the researcher looked for the problems causing the weakness. However, if there is a problem it shall move to the next cycle regarding re-planning, re-acting, and re-observing. Also, in this test, the researcher had to think

what the researcher had to do at the next test.

B. Research Participant

The subject of this research was students of SMKN 3 Selayar Island Regency, where the total number 24 students. There are four classes at the first grade. They are grading A, B, C, and D. The researcher only used one classes as the subject of study. They are students of class X D.

C. Research Target

To achieve the successfulness indicator of students' score which there was minimal 75% of the students got the KKM standard score of SMKN 3 Selayar Island Regency. SMKN 3 Selayar Island Regency point 75 as a KKM standard score. Therefore, the students give good response of songs.

D. Research Instrument

1. Test

As Arikunto (2006) states that test was a series of question or exercise as well as other equipment used to measure the skills, knowledge, intelligence, ability or talents of individuals or groups. In this research, there are three evaluations tests that given in the end of each three meetings to know the result of the students after they are treated through songs in the action. These test used for measuring the students' understanding on simple past tense. The researcher uses complete the songs lyric tests consist of ten numbers. This type of test is chosen because technique of scoring is easy and it is more practical for students to answer.

2. Observation Checklist

Observation checklist was used to monitor the teacher's activities during the teaching learning process. Researcher observes the stimulation in class when teacher gave explanation. In conducting this Classroom Action Research, the researcher decides to use observation form. The observation appraised the activities during teaching and learning process. How the teacher carries out the material and what the teacher would arrange the classroom and the students' response. It can also use to appraise the students' motivation during teaching learning process, to see their difficulties, the problem, and their understanding to the materials which given.

E. Data Collection Procedure

In collecting data, the researcher plans to conduct three cycles. The test also consist of pre-test to know the students' ability before doing the cycle. In this classroom action research, the English teacher was teach simple past tense through songs. The cycle consists of:

a. The first cycle

In the last meeting of cycle 1 the researcher was give the second test to know students' improvement, if the score is not reached the research target the researcher was continue to cycle 2 until reached the research target.

b. The second cycle

In the last meeting of cycle 2 the researcher was give the third test to know students' imrovement from cycle 1, if the score is not reached the research target the researcher was continue to cycle 3 until reached the research target.

c. The third cycle

In the last meeting of cycle 3 the researcher was give the fourth test to know students' improvement from cycle 2.

F. Data Analysis Technique

After collecting the data, the researcher analyzed them to get valid data.

Two techniques were used in analyzing the data. They are:

1. Quantitative Data

The quantitative data were obtained from the result of the test (achievement data) that was carried out at the end of the cycles. In terms of the achievement data.

The quantitative data was be analyzed as follows:

a. The students score:

$$\text{Score} = \frac{\text{Students correct answer}}{\text{Total Number of items}} \times 100$$

(Arikunto, 2006)

b. The mean score of the students' achievement:

$$\bar{X} = \frac{\sum X}{N}$$

Where:

\bar{X} = Mean Score

$\sum X$ = The sum of all score

N = The number of subject (students)

(Sudijono, 2014)

- c. Calculating the rate percentage of the students' scores:

$$P = \frac{F}{N} \times 100 \%$$

Where:

P : Percentage

F : Frequency

N : The total number of the students

(Sudijono, 2014)

- d. Assessing the students' past tense mastery scores by using the rubric below.

Table 3.1
The Classification of Students' score

No	Classification	Score
1.	Excellent	81-100
2.	Good	61-80
3.	Fair	41-60
3.	Less	21-40
4.	Poor	0-20

(Arikunto, 1993)

2. Qualitative Data

The qualitative data was taken from description checklist being applied during the treatment in each cycle. Qualitative data is the data which in sentence forms that involve the information about learning activities, creativities, understanding, enthusiastic and interaction.



APPENDIX XII
OBSERVATION CHECKLIST
THIRD CYCLE

NO.	Activity	Indicator	Option		Description
			Yes	No	
1.	Opening	Teacher begins the learning process by greeting then ask to the students for praying together and check the students presence list.	✓		
		Teacher is asking about last material.	✓		
		Teacher tells the aim of the subject that will be reached.	✓		
		Teacher tell the material scope and description of activities according to lesson plan.	✓		
2.	Main activity	Students listen to the teacher's explaining about subject that they learn.	✓		
		Students ask for the question about something that they don't know according to the material.	✓		

		Teacher answer the question from the students.	✓		
		Teacher gives the exercise to do by students.	✓		
		Teacher invites the students to collect their answer.	✓		
		Teacher gives feedback to the students.			
3.	Closing	Teacher and students together to make a resume for the material they have done.	✓		
		Teachers ask questions to students to help them do reflection on learning activities they have done.	✓		
		Teacher gives task to students about the material that they have done.	✓		
		Teacher explains the learning activity about the material in next meeting.	✓		

CHAPTER IV

FINDINGS AND DISCUSSION

This chapter described the findings and the discussion of this research. In the finding section, show all the data which were collected in all cycles. In the discussion section, analyzed and discussed all the data from the findings section. This research was conducted by using a classroom action research. The research consist of cycle I, cycle II and cycle III. Before conducting this action research, a pre-test (preliminary research) was given. The objective of pre-test was to know the students' ability in simple past tense. This activity was done on Tuesday February 28th, 2017 from 11.45-13.00 am. In this test, the teacher was used conventional method in teaching simple past tense this is done to know students' basic score of simple past tense when taught by using non-songs.

This activity, the teacher was doing teaching and learning process as usual, the teacher learning process began with explained about simple past tense. But not all the students paid attention to the teacher. There were only some students active to ask questions to teacher during the teaching learning process. After that the teacher gave pre-test to got students basic score using method that usually applied by the teacher. They were 24 students who followed the test.

The teacher asks students to fill the blanks (song lyrics simple past tense) by using the words on the right column. But not all words are used and a certain word can be use more than once or they can choose one word to fill it. The time allotment was 30 minutes for them to do the test. The pre-test result would be compared to the students' test results after treatment to know the improvement of

the students' ability in simple past tense. So, the purpose of the test was to measure the skill of the students in grammar especially simple past tense and to know basic score of simple past tense when taught by using conventional method.

Based on the observation in this activity, most of the students had difficulties to do it. It can be seen from their faced which appeared nervous and also from their activities. After doing the test, the teacher asks them to difficult for them as long as to do the test. The students said that almost of the verb that use is irregular verb and they do not understand before. So make them difficult to answer. This condition was not interesting for class. The teacher and researcher decided to use another method to make students interested and enjoyed the class in order to improve students' understanding on simple past tense through songs.

From the pre-test test, the researcher presents the percentage of the students' understanding on simple past tense as drawn below:

Table 4.1
Frequency distribution and percentage of the test in the pre-test

NO.	Classification	Score	Frequency	Percentage (%)
1.	Excellent	81-100	1	4.17%
2.	Good	61-80	7	29.17%
3.	Fair	41-60	8	33.33%
4.	Less	21-40	8	33.33%
5.	Poor	0-20	-	0%
			24	100%

From the table 4.1 there was 1 (4.17%) of 24 students got excellent mark. There were 7 (29.17%) of 24 students got good mark, 8 (33.33%) of 24 students got fair mark, and 8 (33.33%) of 24 students got less mark. The computation of the average score was follow:

$$\frac{1310}{24} = 54.58$$

The calculation result shows that the average of students' test result of preliminary cycle was 54.58. The highest score was 8 and the lowest score was 1. From the result above, the mean of students in comprehend of simple past tense was low. The result of the average score was 54.58. (See Appendix IV: 66) This score was still low from the minimum standard score (KKM). After giving the test, the researcher intended to use Song to the next activity to make students interest and enjoy the learning process.

A. Findings

1. First Cycle

a. Plan

In this test, I was as a teacher prepared the teaching learning design, such as: arranging lesson plan based on the teaching material, simple past tense material (song lyric), test, attendance list, observation checklist and camera.

b. Action

Actions consist of three meetings; in the first and the second meeting using contextual teaching and learning approach in teaching and learning process. In the third meeting the students were given achievement test.

1) *The first meeting*

The first meeting focused on improving students' understanding on simple past tense. In this meeting was conducted on Friday March, 3th 2017 from 09.25-11.00 am. In this activity, the researcher became a teacher and she was accompanied by the observer or collaborator.

In the first meeting were focused on understanding on simple past tense pattern. Tests in teaching and learning process were:

- a) The researcher opened the class by greeting and then checking students' attendance.
- b) The researcher gave explanation about simple past tense, started from introduces the songs technique, definition, the aim of simple past tense, form of simple past tense, how to used it.
- c) The researcher presented some examples of simple past tense. Then the researcher together with the students analyzed them by its form through song.

2) *The second meeting*

The second meeting was conducted on Tuesday March, 7th 2017 from 11.45-13.00 am. The action in the second meeting was focused on understanding simple past tense. In addition, the researcher also gave some clarifications for the action which was not understood by the students in the first meeting yet.

The researcher tried to make the students be more understood about what simple past tense is. The researcher gave time to the students for asking to the teacher what they did not understand yet about the explanation of simple past tense which has been explained in the first meeting.

In the second meeting, the researcher gave explanation more detailed about in simple past tense, the teacher prepared other song lyrics that more interesting than before. The teacher organized the students into the seat position that suitable with the students list to make easy for researcher in observation. The teacher spread the song lyrics to each student then the teacher asks students to complete song lyrics from the text. The teacher provided 30 minutes to students to do the test. Each student does it individually and they cannot open the book or another.

3) *Third meeting*

The Third meeting was conducted on Friday March, 10th 2017 from 09.25-11.00 am. The third meeting was conducted on understanding and comprehends the song lyrics well. The researcher reviewed the previous lesson and asked the students about the lesson which has not understood yet. Then, the researcher gave explanation to the students based on their questions. After that, the researcher gave the students grammar test to measure the students' understanding on simple past tense through song.

From the first cycle, the researcher presents the percentage of the students' understanding on simple past tense as drawn below:

Table 4.2
Frequency distribution and percentage of the test in the first cycle

NO.	Classification	Score	Frequency	Percentage (%)
1.	Excellent	81-100	4	16.67%
2.	Good	61-80	9	37.5%
3.	Fair	41-60	7	29.17%
4.	Less	21-40	3	12.5%
5.	Poor	0-20	1	4.17%
			24	100%

From the table 4.2, it could be seen that 4 (16.67%) of 24 students got excellent mark, 9 (37.5%) of 24 students got good mark, 7 (29.17%) of 24 students got fair mark, 3 (12.5%) of 24 students got less mark and 1 (4.17%) of 24 students got poor mark. After that, the researcher calculated the mean using the same formula with previous research. The computation of the average score was follow:

$$\frac{1570}{24} = 65.42$$

The researcher's analysis shows that the average of students' test result of the first cycle was 65.42. The highest score was 9 and the lowest score was 1. The average of students test result increased 9.84. It was from 54.58 to be 65.42. Researcher concluded that students' understanding on simple past tense improved. (See Appendix V: 67)

c. Observation

The researcher and the observer observed the first and the second meeting. They observed learning process in order to know the learning process in its relation to the improvement of the students' achievement in simple past tense through song. The observer wrote the success and the problem (anything that has to be improved by the teacher) of the teacher in teaching.

The aspects of the observation were teaching preparation, teaching presentation, teaching method, and teaching attitude. All of them focused on the teacher's behavior in learning process. The researcher and observer used observation checklist to observe all of the aspects. The result of the observation was analyzed to find the weaknesses of the teacher in teaching process.

Based on the result of the observation checklist, the observer found some weakness in the first and the second meeting of the first cycle. In the first meeting, the observer found some weaknesses of the teacher, e.g. 1) the researcher did not prepare learning media well. 2) The researcher did not conclude the lesson at the end of the class.

d. Reflection

Based on the data of the test, there were still some weaknesses of students in simple past tense. Some students' difficult to understanding simple past tense through song because they did not focus to listened the

song well. However, the students' simple past tense mastery on the focused song in the first cycle has improved.

In other side, teacher in teaching learning process was not maximal. Most of the students did not ask question about the explanation and instruction if they do not understanding. The students' participation in asking question and the students' participation in suggesting ideas and following the lesson were still bad.

According to the observer, some students were interacted, and they participated well in the learning process. However, some other students were not giving their best attention in learning process. They sometimes interact with their classmate or did other activity during the learning process. It could affect the focus of the students' which make the students understanding on simple past tense though song can improve. Therefore, the researcher needed to solve this problem and make the students more active in participating in the second cycle.

3. Second Cycle

a. Planning

Basically, planning in the first cycle and the second cycle has same Tests. The second cycle was conducted for three meetings which were conducted on Tuesday April, 10th 2017 from 11.45-13.00 am. In this cycle, the researcher focused on the enhancement of the students' understanding on simple past tense through song.

Besides that, in this cycle there was an emphasis on the stabilization of the weaknesses in the first cycle. The stabilization of the action that would be improved focused on the preparation of the learning media by the researcher and the involvement of the students in learning process.

b. Action

The action of this cycle was mostly the same as the first cycle, but the researcher focused on the betterment of the teacher weaknesses in teaching in the first cycle.

1) *First meeting*

The first meeting in the second cycle was conducted on Tuesday April, 10th 2017 from 11.45-13.00 am. The procedures were given below:

- a) The researcher gave handout to the students
- b) The researcher gave explanation about

2) *Second meeting*

The second meeting was conducted on Tuesday April, 11th 2017 from 11.45-13.00 am. The action in the second meeting was the same as the action in the first meeting but it was challenge then before. In this meeting, the students were given an understanding more about simple past tense through song.

3) *Third meeting*

The third meeting conducted on Friday April, 14th 2017 from 09.25-11.00 am. The researcher just reviews the lesson to the students and clarified the lacking in the first cycle. The students also were given a

competence test to measure the students' improvements and achievement of simple past tense in this meeting.

From the second cycle, the researcher presents the percentage of the students' understanding on simple past tense as drawn below:

Table 4.3
Frequency distribution and percentage of the test in the second cycle

NO.	Classification	Score	Frequency	Percentage (%)
1.	Excellent	81-100	21	87.5%
2.	Good	61-80	3	12.5%
3.	Fair	41-60	-	0%
4.	Less	21-40	-	0%
5.	Poor	0-20	-	0%
			24	100%

From the table 4.3, it could be seen that 21 students (87.5%) of students from X D got excellent mark, and 3 (12.5 %) students got good mark. The computation of the average score was follow:

$$\frac{2210}{24} = 92.08$$

The result of students' average result was better than before. Although, still there were some students got score close to standard of minimum score. (See Appendix VI: 68)

3. Third Cycle

a. Plan

In this Test, I was as a teacher prepared the teaching learning design, such as: arranging lesson plan based on the teaching material, simple past tense material (song lyric), test, attendance list, observation checklist and camera.

b. Action

Actions consist of three meetings; in the first and the second meeting using contextual teaching and learning approach in teaching and learning process. In the third meeting the students were given achievement test.

1) *The first meeting*

The first meeting focused on improving students' understanding on simple past tense. In this meeting was conducted on Tuesday April, 17th 2017 from 11.45-13.00 am. In this activity, the researcher became a teacher and she was accompanied by the observer or collaborator.

In the first meeting were focused on understanding on simple past tense pattern. Tests in teaching and learning process were:

- a) The researcher opened the class by greeting and then checking students' attendance.
- b) The researcher gave explanation about simple past tense, started from introduces the songs technique, definition, the aim of simple past tense, form of simple past tense, how to used it.

c) The researcher presented some examples of simple past tense. Then the researcher together with the students analyzed them by its form through song.

2) *The second meeting*

The second meeting was conducted on Tuesday April, 18th 2017 from 11.45-13.00 am. The action in the second meeting was focused on understanding simple past tense. In addition, the researcher also gave some clarifications for the action which was not understood by the students in the first meeting yet.

The researcher tried to make the students be more understood about what simple past tense is. The researcher gave time to the students for asking to the teacher what they did not understand yet about the explanation of simple past tense which has been explained in the first meeting.

In the second meeting, the researcher gave explanation more detailed about in simple past tense, the teacher prepared other song lyrics that more interesting than before. The teacher organized the students into the seat position that suitable with the students list to make easy for researcher in observation. The teacher spread the song lyrics to each student then the teacher asks students to complete song lyrics from the text. The teacher provided 30 minutes to students to do the test. Each student does it individually and they cannot open the book or another.

3) *Third meeting*

The third meeting was conducted on Tuesday April, 18th 2017 from 11.45-13.00 am. The third meeting was conducted on understanding and comprehends the song lyrics well. The researcher reviewed the previous lesson and asked the students about the lesson which has not understood yet. Then, the researcher gave explanation to the students based on their questions. After that, the researcher gave the students grammar test to measure the students' understanding on simple past tense through song.

From the third cycle, the researcher presents the percentage of the students' understanding on simple past tense as drawn below:

Table 4.4
Frequency distribution and percentage of the test in the second cycle

NO.	Classification	Score	Frequency	Percentage (%)
1.	Excellent	81-100	18	75%
2.	Good	61-80	6	25%
3.	Fair	41-60	-	0%
4.	Less	21-40	-	0%
5.	Poor	0-20	-	0%
			24	100%

From the table 4.4, the result of student score increased significantly. There were 18 (75%) of 24 students got excellent mark, 6 (25%) of 24 students got good mark. The computation of the average score was follow:

$$\frac{2270}{24} = 94.58$$

From the researcher's analysis, it shows that the average of students' test result of third cycle was 94.58 with the highest score was 100 and the lowest score was 80. (See Appendix VII: 69) There were improvements from one cycle to the other cycle. The result of this cycle was also considered as implementation. The researcher concluded that the students' difficulties in understanding on simple past tense were solved enough through the use of song.

So, the improvement of result test score from the category of cycle I to cycle III can be seen as follow:

Table 4.5

Frequency and percentage of the test from the first cycle until third cycle

NO.	Classification	Score	Percentage		Percentage		Percentage	
			F	(%) Cycle 1	F	(%) Cycle 2	F	(%) Cycle 3
1.	Excellent	81-100	4	16.67%	21	87.5%	18	75%
2.	Good	61-80	9	37.5%	3	12.5%	6	25%
3.	Fair	41-60	7	29.17%	-	0%	-	0%
4.	Less	21-40	3	12.5%	-	0%	-	0%
5.	Poor	0-20	1	4.17%	-	0%	-	0%
	Total		24	100%	24	100%	24	100%

From the table 4.5, the use of song in teaching grammar can improve students' understanding on simple past tense. So, this classroom action research of the use songs to improve students' understanding on simple past tense at SMKN 3

Selayar Island Regency was success. It can be seen from first cycle until third cycle shows any improvement. It showed that the above of achievement indicator of this research which had to fulfill by the students were not achieved yet at the first cycle. On the first cycle the percentage of the students' achievement was 16.67% students get excellent, 37.5% students get good, 29.17% students get fair, 12.5% students get less, and 4.17% students get poor. On the second cycle the percentage of the students' achievement was 87.5% students get excellent, and 12.5% students get good. On the third cycle the percentage of the students' achievement was 75% students get excellent, and 25% students get good a significant progress is shown in the result of the third cycle. (See Appendix VIII: 70)

B. Discussion

In grammar, the teacher need to be creative enough to make students cannot feel bored in teaching and learning process. So, there most of students think that grammar isn't difficult subject. Using song in simple past tense learning in the class is a suitable method for active class. This method can apply in teaching and learning process. Beside students is given some song lyric exercise many times and students also have change to respond or correct other friend.

During observation (First meeting), the researcher was introduced the song method in teaching simple past tense, gave overview songs and how to practice this method. After that, the researcher gave the songs lyric then the researcher asked the students to complete it using simple past tense verb, the

researcher also gave explain the verb that use in simple past tense to help students more easy to understood the song's lyrics. But there were some students who sit in the backside of the class did not pay attention with explanation the researcher's instruction and they tried to talk each other by her friend, look bored and feel sleepy. To solve the problem, the researcher gave more attention to the students and sometimes the researcher walk to behind of class.

After the researcher implemented Song in teaching simple past tense, she got the data. There were significant improvements from the students' understanding on simple past tense. Students were being enthusiastic in teaching and learning process by using song. Most of students are active in respond to students or teacher questions. Students also could distinguish verb I and Verb II. It was analyze from each cycle and then the researcher got the result of the classroom action research as followed:

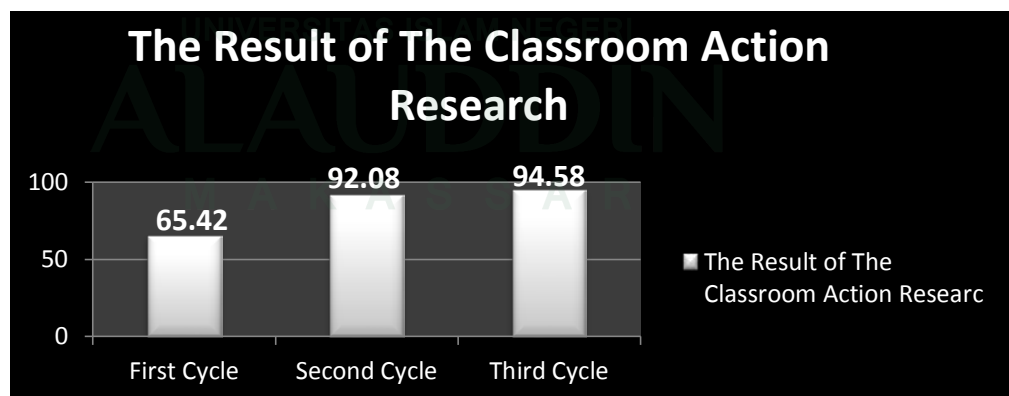


Figure 2 Diagram of the Whole Test

From the figure 2, the researcher concludes that was an improvement on students' achievement in simple past tense after taught using song method. From

first cycle showed that students' achievement was 65.42 it means that still low ability in some students, because the standardized from KKM was 75. In second cycle showed that there was increasing students' achievement up to 92.08 from third cycle the students' achievement more increase 94.58. It means there was improvement in every cycle after using songs method.

There were many factors that influenced the result of study. One of the factors was teaching aid or media. When a teacher employed an appropriate teaching aid or media that is suitable with the method, the students enjoyed the lesson. Based on the test result that had been done, it can be described that using song as a teaching media in the process of learning English at X D students' of SMKN 3 Selayar Island Regency could improve students' understanding on Simple Past tense. Actually, the use of appropriate teaching media made students easy to understand material that is delivered by the teacher. Learning used game is effective to encourage students' ability. It can stimulate students' to be active. Song was not only appropriate to teach simple past tense but also it was appropriate for teaching vocabulary, spelling or simple future tense. Song stimulates students' mind and it is one way of encouraging students' creativity to create a sentence. Thus, in fact song was good medium to improve students' understanding on simple past tense.

The assumes of this research that the application of using song was really helpful to improve students' understanding on simple past tense because there was a significant improvement after the cycle was conducted and also the

students have great enthusiasm in learning process. It was indicated by the result observation checklist.

To conclude this research, it was shown that all data found and discussed in this chapter refer to the research target. It means that using song was effective to improve the students' understanding on simple past tense of the first year students of X D of SMKN 3 Selayar Island Regency.



APPENDIX XIII

Research instrument

Pre-test

Research instrument

Improving the First Year Students' Understanding on Simple Past Tense through Song at SMKN 3 Selayar Island Regency

Name :

Class :

Score

Direction:

1. This **research instrument (pre-step/post-test)** is administered in order to describe students' improvement of SMKN 3 Selayar Island Regency before using song to improve the students' understanding on simple past tense.
2. This pre-test will not take any effect on your grading point at any courses you are taking in the semester.
3. Please answer this pre-test carefully and independently.
4. This pre-test will be administered for around 20 to 30 minutes.
5. During the test, you are not allowed to use dictionary.

Missing Word

Missing the word below with the correct answer according to simple past tense!

MAHER ZAIN - ALHAMDULILLAH

I 1. _____ (to be) so far from you
 Yet to me you are always so close
 I wander lost in the dark
 I close my eyes
 Toward the signs
 You 2. _____ (put) in my way
 I 3. _____ (walk) everyday
 Further and further away from you
 ooh Allah, you 4. _____ (bring) me home
 I thank you with every breath I take
 Alhamdulillah Alhamdulillah
 All praises to Allah All praises to Allah
 Alhamdulillah Alhamdulillah
 All praises to Allah All praises to Allah
 I never 5. _____ (think) about
 All the things you have given to me
 I never 6. _____ (thank) you once
 I 7. _____ (to be) to proud

To see the truth
 And prostrate to you
 Until I 8. _____ (take) the first step
 And that's when you open the doors for me
 Now Allah, I realize what I was missing
 By being far from you
 Alhamdulillah Alhamdulillah
 All praises to Allah All praises to Allah
 Alhamdulillah Alhamdulillah
 All praises to Allah All praises to Allah
 Allah I wanna thank you
 I wanna thank you for all the things that you've
 done
 You've done for me through all my years I've
 been lost
 You've guided me from all the ways that
 9. _____ (to be) wrong
 And 10. _____ (do) you give me home

CHAPTER V

CONCLUSION AND SUGGESTION

This chapter consists of two sections. The first section deals with the conclusion and the second one deals with suggestion.

A. Conclusion

Based on discussion and analyzed data, the researcher can conclude:

The first cycle 4 (16.67%) of 24 students got excellent mark, 9 (37.5%) of 24 students got good mark, 7 (29.17%) of 24 students got fair mark, 3 (12.5%) of 24 students got less mark and 1 (4.17%) of 24 students got poor mark.

The second cycle 21 students (87.5%) of students from X D got excellent mark, and 3 (12.5 %) students got good mark.

The third cycle the result of student score increased significantly. There were 18 (75%) of 24 students got excellent mark, 6 (25%) of 24 students got good mark. Above of achievement indicators increased rapidly in the third cycle than in first cycle (75% >16.67%).

B. Suggestion

Based on the conclusion before, the researcher proposes the following suggestion:

1. For the teacher, the researcher suggests to creatively find some interesting method which can motivate students in learning and effective to teach English.
2. The researcher also suggest to the English teacher to try to use song in teaching English especially in grammar.
3. The researcher hopes that other next researchers can use this research as a reference to conduct their research on the same field. It is really possible that there are other effective methods to teach English Grammar.
4. Classroom Action Research is very good for the lecturers or teachers. It is a research method conducted by the lecturers who want to help students master the material. The main purpose of Classroom Action Research is to identify and to solve the students' problem in the class and improve their achievements. It is very helpful for the educators and students. Therefore the teachers or the lecturers are suggested to conduct classroom action research if their students have problems in the teaching and learning process.

APPENDIX XIV

Research instrument

First Cycle

Research instrument



Improving the First Year Students' Understanding on Simple Past Tense through Song at SMKN 3 Selayar Island Regency

Name :

Score

Class :

Direction:

1. This **research instrument (first cycle)** is administered in order to describe students' improvement of SMKN 3 Selayar Island Regency before using song to improve the students' understanding on simple past tense.
2. This first cycle will not take any effect on your grading point at any courses you are taking in the semester.
3. Please answer this first cycle carefully and independently.
4. This first cycle will be administered for around 20 to 30 minutes.
5. During the cycle, you are not allowed to use dictionary.

Missing Word

Missing the word below with the correct answer according to simple past tense!

Harris J - My Hero

You (1)_____ (to be) always unselfish and

(2)_____ (sacrifice)

Everything you (3)_____ (risk) to change life

Even when there (4)_____ (to be) darkness

You (5)_____ (break) the shackles and

(6)_____ (bring) light

You (7)_____ (call) everyone to believe in Allah

O Muhammad! You are my...

You are my hero, you are my Hero

You are my hero, always my Hero

It's the way that you (8)_____ (smile) with serenity

And how you (9)_____ (forgive) all your enemies

I will always hold your love

And all your teachings in my heart

You (10)_____ (call) everyone to believe in Allah

O Muhammad! You are my...

You are my hero, you are my Hero

You are my hero, always my Hero

You are my hero, you are my Hero

You are my hero, always my Hero

You are my hero

and I'll keep you safe in my heart

You are my hero

till the end and from the very start

You are my hero

and you'll always be the best part Of every single day

I will follow you

You are my hero

and I'll keep you safe in my heart

You are my hero

till the end and from the very start

You are my hero

and you'll always be the best part

Of every single day

I will follow you

Bibliography

- Agsari, Elisah. *Improving Students' Developing Ideas in Writing a Paragraph by Using Brainstorming Technique at the Eight Grade of MTsN Liberung Bone Regency*. Thesis: Tarbiyah and Teaching Faculty Alauddin State Islamic University of Makassar. 2016.
- Arikunto, Suharsimi. *Prosedur Penelitian Suatu Pendekatan Praktek*. Jakarta: Reineka Cipta. 1993.
- Arikunto, Suharsimi. *Prosedur Penelitian Suatu Pendekatan Praktek*. Jakarta: Reineka Cipta. 2006.
- Azar, B, S. *Understanding and Using English Grammar*, New Jersey: Prentice-Hall, Inc. 1989.
- Biber ,Corad and Leech. *A Student Grammar of Spoken and Written English*. London: Longman. 2002.
- Burns, Anne. *Doing Action Research in English Language Teaching "A Guide for Practitioners"*. New York: Routledge Taylor and Francis Group. 2010.
- Declerck, R. *The Grammar of the English Tense System: a Comprehension Analysis*, Berlin: Walter de Gruyter GmbH & Co. KG. 2006.
- Frank, Marcella. *Modern English; a Practical Reference Guide*. New York University: Prentic-Hall, Inc. 1972.
- Folse, K.S. *Keys to Teaching Grammar to English Language Learners*. Washington: The University of Michigan Press. 2009.
- Hall, Eugene J. *Grammar for Use*. Jakarta: Binarupa Aksara. 1993.
- Handayani, Nelfi, dkk. *Teaching-Learning Processes: Simple Past Tense and Simple Future Tense and Their Perception*. FBS State Padang University, Vol. 1 No. 2, Maret 2013, Serie D.journal
<http://ejournal.unp.ac.id/index.php/jelt/article/view/1964> (Accessed on July, 15 2016)
- Hankel, E. *Teaching Academic ESL Writing: Practical Tecniques in Vocabulary and Grammar*. New Jersey: Lawrence Erlbaum Associates, Inc.,Publishers. 2004.
- Hariyono, Rudy and Wilkinson, Bryan L. *Essential ABC English Grammar*. Jombang: Lintas Media, first edition. 2008.

- Harmer, Jeremy. *The Practice of English Language Teaching fourth edition*. London: Longman. 2010.
- Istirokhah, *Improving Student's Understanding on Simple Past Tense through Song*. Thesis: Fakultas Tarbiyah Walisongo State Intitute for Islamic Studies. Semarang. 2010.
<http://library.walisongo.ac.id/digilib/download.php?id=21124> (Accessed on July, 15 2016)
- Lindell, A and Peter M Hagiwara. *Intensive English for Communication Book I*. the University of Michigan Press – Jakarta: Binarupa Aksara 1990.
- Lo, R and Fai Li, H.C. *Song Enhance Learner Involvement*. English Teaching FORUM. 1998.
- Nunan, David. *Research Methods in Language Learning*. New York: Cambridge University Press. 1992.
- Ovalina. *Improving Student's Ability in Using Simple Past Tense through Contextual Teaching Learning*. Thesis: Faculty of Tarbiyah and Teaching Training Syarif Hidayatullah State Islamic University. Jakarta. 2010.
<http://repository.uinjkt.ac.id/dspace/bitstream/123456789/3500/1/OVALINA-FIKT.pdf> (Accessed on July, 15 2016)
- Rahmawati, Yeny ricka. *The Use of English Pop Songs as Teaching Media to Improve the Students' Mastery in Vocabulary at the Senior High School*. FBS Unnes: Unpublishing Paper. 2008.
<http://eprints.walisongo.ac.id/3215/3/3105322Bab2.pdf> (Accessed on July, 15 2016)
- Riskawatihajir, A. *Improving students' vocabulary by using visual media at SMP Negeri 10 Makassar*. Thesis: Tarbiyah and Teaching Faculty Alauddin State Islamic University of Makassar. 2014.
- Sofyan, Deddy, dkk. *An Analysis Student's Difficulties in Understanding Simple Past Tense and Present Perfect Tense*. Pakuan: 2013.
[http://ejournal.unpak.ac.id/download.php/file=mahasiswa&id=675&name=E-Journa%20-%20M.%20Baiquni%20Syukron\(031108051\)2.pdf](http://ejournal.unpak.ac.id/download.php/file=mahasiswa&id=675&name=E-Journa%20-%20M.%20Baiquni%20Syukron(031108051)2.pdf)
 (Accessed on July, 15 2016)
- Sudijono, Prof. Drs. Anas. *Pengantar Statistik Pendidikan*. Cet.25: Jakarta: PT Raja Grafindo Persada. 2014.
- Sunarsih, Anik. *The Effectiveness of Using English Songs by "the Click Five" as Media in Teaching Listening to SMP students*. FBS Unnes: Unpublishing Paper. 2008.

http://eprints.walisongo.ac.id/3215/3/3105322_Bab2.pdf (Accessed on July, 15 2016)

Thomson, A.J and Martinet, A.V. *A Practical English Grammar*. Oxford University Press: Low-Priced Edition. 1986.

Weiner, Patricia K. *Mosaic I: A Content- Based Grammar*, New York: McGraw-Hill Companies, Inc. 1990.

Wicaksono, Anggun. *Improving Students' Ability in Writing Recount Text through Contextual Teaching and Learning Approach at the Second grade Student of XI Exact 1 of SMAN 2 Palopo*. Thesis: Tarbiyah and Teaching Faculty Alauddin State Islamic University of Makassar. Makassar. 2016.

Zain, Mazira Mohd, dkk. *Using Songs in Enhancing the Teaching of Grammar*. *Advances in Language and Literary Studies* Vol. 2 No. 2: July 2013. <http://www.researchgate.net/publication/272991514UsingSongsinEnhancingtheTeachingofGrammar> (Accessed on July, 15 2016)

Zain, Noorma Fitriana M. *The Affectiveness Teaching Simple Past Tense by Using the Medium of English Songs*. Thesis: Tarbiyah Faculty State Institute of Islamic Studies Walisongo. Semarang. 2010.

<http://www.englishclub.com/vocabulary/music-pop.htm> [online] (Accessed on January, 5 2017)

APPENDIX XV

Research instrument

Second Cycle

Research instrument



Improving the First Year Students' Understanding on Simple Past Tense through Song at SMKN 3 Selayar Island Regency

Name :

Score

Class :

Direction:

1. This **research instrument (second cycle)** is administered in order to describe students' improvement of SMKN 3 Selayar Island Regency before using song to improve the students' understanding on simple past tense.
2. This second cycle will not take any effect on your grading point at any courses you are taking in the semester.
3. Please answer this second cycle carefully and independently.
4. This second cycle will be administered for around 20 to 30 minutes.
5. During the cycle, you are not allowed to use dictionary.

Missing Word

Missing the word below with the correct answer according to simple past tense!

Maher Zain - Awaken

We were given so many prizes

I'm walking with my head lowered from my race

We (1) _____ (change) the desert into oasis

Yes It's easy to blame everything on the west

We (2) _____ (build) buildings of different lengths and sizes

When in fact all focus should be on ourselves

And we (3) _____ (feel) so very satisfied

We were told what to buy and we'd bought

We (4) _____ (buy) and bought

We (7) _____ (go) to London, Paris and

We couldn't stop buying

We(8) _____ (make) show we were seen

We (5) _____ (give) charity to the poor 'cause

in the most exclusive shops

We couldn't stand their crying

Yes we felt so very satisfied

We (6) _____ (think) we paid our dues

We felt our money gave us infinitive power

But in fact

We (9) _____ (forget) to teach our children about history and honor

To ourselves we're just lying

We (10) _____ (do not) have any time to lose

I'm walking with my head lowered in shame from my place

When we were so busy feeling so satisfied

APPENDIX XVI

Research instrument

Third Cycle

Research instrument

Improving the First Year Students' Understanding on Simple Past Tense through Song at SMKN 3 Selayar Island Regency

Name :

Score

Class :

Direction:

1. This **research instrument (third cycle)** is administered in order to describe students' improvement of SMKN 3 Selayar Island Regency before using song to improve the students' understanding on simple past tense.
2. This third cycle will not take any effect on your grading point at any courses you are taking in the semester.
3. Please answer this third cycle carefully and independently.
4. This third cycle will be administered for around 20 to 30 minutes.
5. During the cycle, you are not allowed to use dictionary.

Missing Word

Missing the word below with the correct answer according to simple past tense!

Maher Zain - Paradise

I remember when I first (1) _____ (meet)

It's not a dream, this is so true

you

Feeling the peace all around

I (2) _____ (feel) that God (3) _____

Seeing things we could never imagine

(answer) my call

Hearing the sound of rivers flow

There (4) _____ (to be) that one place I

And we know we'll be here forever

always (5) _____ (think) about

The feeling is indescribable

And I just (6) _____ (want) to be there

MAKASSAR

with you

Knowing that this is our reward

The place that no eye has ever seen

Do you remember the hard times we went

The place that no heart has ever perceived

through?

I had a great feeling inside of me

And those days we (9) _____ (use) to

The one dal I'll be there with you

argue

And now that we (7) _____ (to be) here,

that could bring us down

feeling so good

'cause we always had in our minds

About all the things that we (8) _____

The place that no eyes has ever seen

(go) through

The place that no heart has ever perceived

Knowing that God is pleased with us too

APPENDIX XVII**ANSWER KEY****EVALUATION OF PRE-TEST**

1. Was
2. Put
3. Walked
4. Brought
5. Though
6. Thanked
7. Was
8. Took
9. Were
10. Guided



UNIVERSITAS ISLAM NEGERI
ALAUDDIN
M A K A S S A R

APPENDIX XVIII**ANSWER KEY****EVALUATION OF FIRST CYCLE**

1. Were
2. Sacrificed
3. Risked
4. Was
5. Broke
6. Brought
7. Called
8. Smiled
9. Forgave
10. Called



UNIVERSITAS ISLAM NEGERI
ALAUDDIN
M A K A S S A R

APPENDIX XIX**ANSWER KEY****EVALUATION OF SECOND CYCLE**

1. Changed
2. Built
3. Felt
4. Bought
5. Gave
6. Thought
7. Went
8. Made
9. Forgot
10. Did not



UNIVERSITAS ISLAM NEGERI
ALAUDDIN
M A K A S S A R

APPENDIX XX**ANSWER KEY****EVALUATION OF THIRD CYCLE**

1. Met
2. Felt
3. Answered
4. Was
5. Thought
6. Wanted
7. Were
8. Went
9. Used
10. Was



UNIVERSITAS ISLAM NEGERI
ALAUDDIN
M A K A S S A R

APPENDIX XXI

Documentation of Research in SMKN 3 Selayar Island Regency



CURRICULUM VITAE



The writer, **Ria Reski Awal** was born on March 29, 1995 in Benteng Selayar. She is the daughter of Awaluddin and Jumriati. She has two sisters and two brothers, Kristin Pratiwi, Nurul Fajrianti, Muh. Alam Kibar and Muh. Fathir Ramadhan.

The writer began her study in SD Inpres Benteng II, Selayar, South Sulawesi and graduated in 2007. She continued her study in SMPN II Benteng Selayar. She graduated in 2010. Then she continued her study in SMAN I Benteng Selayar graduated in 2013.

In 2013, she continued her study at State Islamic University of Alauddin Makassar. She was majoring in English Education Department in Tarbiyah and Teaching Science Faculty. During studied at the university, the writer active in some organizations they are United English Forum and English Devotee Community.

UNIVERSITAS ISLAM NEGERI
ALAUDDIN
M A K A S S A R