

**THE EFFECTIVENESS OF GROUP INVESTIGATION (GI)  
MODEL TO IMPROVE STUDENT'S VOCABULARY AT  
THE FIRST GRADE SMAN 1 GALESONG SELATAN**



**A THESIS**

Submitted in Partial Fulfillment of the Requirements for the Degree of  
Sarjana Pendidikan in English Education Department of  
Tarbiyah and Teaching Science Faculty of  
UIN Alauddin Makassar

By

**SUKMA**

Reg. No. 20400113028

**ENGLISH EDUCATION DEPARTMENT  
TARBIYAH AND TEACHING SCIENCE FACULTY  
UIN ALAUDDIN MAKASSAR  
2017**

## PERNYATAAN KEASLIAN SKRIPSI

Mahasiswa (i) yang bertandatangan di bawah ini:

Nama : Sukma  
NIM : 20400113028  
Tempat/Tgl. Lahir : Tapango, 10 Oktober 1995  
Jurusan : Pendidikan Bahasa Inggris  
Fakultas : Tarbiyah dan Keguruan  
Alamat : Samata, Gowa  
Judul : The Effectiveness of Group Investigation (GI) Model to  
Improve Students' Vocabulary at the First Grade SMAN 1  
Galesong Selatan

menyatakan dengan sesungguhnya dan penuh kesadaran bahwa skripsi ini benar adalah hasil karya sendiri. Jika dikemudian hari terbukti bahwa skripsi ini merupakan duplikat, tiruan, plagiat, atau dibuat oleh orang lain, sebagian atau seluruhnya, maka skripsi dan gelar yang diperoleh karenanya batal demi hukum.

Makassar, Agustus 2017

Penyusun,



**Sukma**

**NIM. 20400113028**

## PENGESAHAN SKRIPSI

Skripsi yang berjudul, “**The Effectiveness of Group Investigation (GI) Model to Improve Students’ Vocabulary at the First Grade SMA Negeri 1 Galesong Selatan**”, yang disusun oleh **Sukma, NIM: 20400113028**, mahasiswa Jurusan Pendidikan Bahasa Inggris pada Fakultas Tarbiyah dan Keguruan UIN Alauddin Makassar, telah diujikan dan dipertahankan dalam sidang munaqasyah yang diselenggarakan pada hari Rabu, Tanggal **23 Agustus 2017** bertepatan pada Tanggal **1 Dzulhijjah 1438 H**, dinyatakan telah dapat diterima sebagai salah satu syarat untuk memperoleh gelar Sarjana Pendidikan (S.Pd) pada Fakultas Tarbiyah dan Keguruan, Jurusan Pendidikan Bahasa Inggris dengan beberapa perbaikan.

Samata-Gowa, 23 Agustus 2017

1 Dzulhijjah 1438 H.

### DEWAN PENGUJI

(SK.Dekan No.1701 Tertanggal 23 Agustus 2017)

Ketua : Dr. Kamsinah, M.Pd.I.

Sekretaris : Sitti Nurpahmi, S.Pd., M.Pd.

Munaqisy I : Prof. Hamdan Juhannis, M.A. Ph.D.

Munaqisy II : Dr. H. Erwin Hafid, Lc., M.Th.I., M.Ed.

Pembimbing I : Dr. M. Rusdi T. M. Ag.

Pembimbing II : Dahniar, S. Pd, M. Pd.



Mengetahui :

Dekan Fakultas Tarbiyah dan Keguruan  
UIN Alauddin Makassar




Dr. H. Muhammad Amri, Lc., M.Ag.  
NIP: 19730120 200312 1 001

## PERSETUJUAN PEMBIMBING

Pembimbing penulisan skripsi saudara **Sukma**, NIM: 20400113028 mahasiswi Jurusan Pendidikan Bahasa Inggris pada Fakultas Tarbiyah dan Keguruan UIN Alauddin Makassar, setelah meneliti dan mengoreksi secara seksama skripsi yang bersangkutan dengan judul “The Effectiveness of Group Investigation (GI) Model to Improve Students’ Vocabulary at the First Grade SMAN 1 Galesong Selatan” memandang bahwa skripsi tersebut telah memenuhi syarat-syarat ilmiah dan dapat disetujui ke sidang munaqasah.

Makassar, Juli 2017

**Pembimbing I**



Dr. H. Muh. Rusdi T., M.Ag.  
NIP. 19661215 199403 1 006

**Pembimbing II**



Dahniar, S.Pd., M.Pd.  
NUPN. 9920100353

## ACKNOWLEDGMENT



*Alhamdulillah*RabbilAlamin, The writer would like to praise and express her high gratitude to Allah SWT, who has given the blessing, health, opportunity and inspiration to finish this writing thesis. And also, she does not forget to express Salam and Sholawat to the prophet Muhammad SAW who has guided moslems from the darkness to the lightness and brought us from the stupidity to the cleverness era.

The researcher realizes that this writing would not finish without helping and the guidance from the other people, so the writer would like to express her deepest thanks to the following people:

1. **Prof. Dr. Musafir Pababbari, M. Si.** the Rector of Islamic State University of Alauddin Makassar for his advice during she studied at the university.
2. **Dr. H. Muhammad Amri, Lc., M. Ag.** The Dean of Tarbiyah and Teaching Science Faculty for advice and motivation.
3. **Dr. Kamsinah, M. Pd. I.,** and **Sitti Nurpahmi, S. Pd., M. Pd.,** The Head and the Secretary of English Department of Tarbiyah and Teaching Science Faculty of Alauddin State Islamic University (UIN) Makassar and all of the staffs.
4. The researcher's consultants, **Dr. H. Muh. Rusdi T., M. Ag.,** and **Dahniar, S. Pd., M. Pd.** who have helped, guided, and supported the researcher during the writing of this thesis.


5. **The principal**, the English teacher, and the administration staffs who have given the writer opportunity to do the research in the First Grade SMAN 1 Galesong Selatan.
6. The second grade students of **SMAN 1 Galesong Selatan class PIA 1 and PIA 2** intake 2016-2017 who gave their time to participate in her research.
7. Beloved parents, **H. Sumang** and **Hj. Rahma** who always love, pray, motivate and support the researcher for all of their life. The greatest persons in researcher's heart ever.
8. The special thank you so much would like to be said by the researcher to my Sister and Brother is **Ansar, Salam, Masrida, Arfa and Rahyang**, thanks for being researcher's.
9. My lovely friends, **Suhaidah, Ria reski awal, , Astrianti Jafar, Hardianti, Ita trisnawati**. I love you all so much.
10. My lovely friends in my boarding house, **Riska wardani azis, Reskia, Muliana**. Thanks for giving me motivation.
11. Her beloved family of English education department group **1 and 2** who cannot mention one by one (**Academic year 2013**), thanks for giving me a lot of assistance and motivation.

Researcher also thanks to the others who cannot be mentioned one by one, who have helped supported the writer to finish this thesis. The writer realized that this thesis would not be created without their participation.

Researcher admits that this thesis is not perfect, so that the writer will accept suggestion from the readers in order to make it better. The writer hopes that this thesis would be beneficial to everyone. Amin.

Makassar, Juni 2017

The researcher,



**Sukma**  
**NIM: 20400113028**



UNIVERSITAS ISLAM NEGERI  
**ALAUDDIN**  
M A K A S S A R

## PERSETUJUAN PEMBIMBING

Pembimbing penulisan skripsi saudari **Sukma**, NIM: 20400113028 mahasiswi Jurusan Pendidikan Bahasa Inggris pada Fakultas Tarbiyah dan Keguruan UIN Alauddin Makassar, setelah meneliti dan mengoreksi secara seksama skripsi yang bersangkutan dengan judul “The Effectiveness of Group Investigation (GI) Model to Improve Students’ Vocabulary at the First Grade SMAN 1 Galesong Selatan” memandang bahwa skripsi tersebut telah memenuhi syarat-syarat ilmiah dan dapat disetujui ke sidang munaqasah.

Makassar, Agustus 2017

**Pembimbing I**

**Pembimbing II**

**Dr. H. Muh. Rusdi T., M.Ag.**  
NIP. 19661215 199403 1 006

**Dahniar, S.Pd., M.Pd.**  
NUPN. 9920100353

UNIVERSITAS ISLAM NEGERI  
**ALAUDDIN**  
M A K A S S A R



## LIST OF FIGURES

Figure 1. : Theoretical Framework.....	31
Figure 2. : Experimental Design.....	34



## ABSTRACT

**Name** : Sukma  
**NIM** : 20400113028  
**Department** : English Education  
**Faculty** : Tarbiyah and Teaching Science  
**Title** : *The Effectiveness of Group Investigation (GI) Model to Improve Students' Vocabulary at the First Grade SMAN 1 Galesong Selatan*  
**Consultant I** : Dr. M. Rusdi T, M,Ag  
**Consultant II** : Dahniar, S.Pd., M.Pd

---

This research aimed to find out the effectiveness of Group Investigation (GI) Model in Teaching Vocabulary and to find out the significant different achievement between students' Vocabulary mastery before and after being taught using Group Investigation (GI) Model at The First Grade Students of SMAN 1 Galesong Selatan in Academic Year 2016/2017.

The method This research employed quasi-experimental method with two groups pre-test and post-test design. There were two variables in this research; they were independent variable and dependent variable, while independent variable was Group Investigation (GI) Model and dependent variable was students' Vocabulary.

The population of this research was the Firts grade at the SMAN 1 Galesong Selatan in Academic Year 2016/2017 consisting of 400 students. The sample of the research consisted of 40 students which were taken by using Quasi experimental design, The technique which was used to analysis the data was t-test. Base on the result of data analysis students' t-test score is (3.34) and t-table (1.77) from degree of freedom (df) 38. Base on the result of the study, it can be conclude that the Type Group Investigation (GI) model has positive effect in teaching vocabulary at the first grade students of SMAN 1 Galesong Selatan in academic year 2016/2017. So, alternative hyphotesis was accepted and Null hyphotesis was rejected.

**Key words:** *Vocabulary, Group Investigation (GI) Model*

## CHAPTER 1

### INTRODUCTION

This chapter is divided into six main sections, namely background, research statements, research objective, research significance, research scope, and operational definition of terms.

#### *A. Background*

One of the important in learning about Language is Vocabulary. Vocabulary build up communication and easy to understand people. In formal situation or even in daily conversation, people should have enough vocabulary to understand one each another. Lack of vocabulary will make people find the difficulties to understand what people talking about. The more words you have, the more you will be able to catch whatever you hear and you read. Finally, if people want to express their ideas through verbal or non-verbal like in speaking or writing which vocabulary is the priority to carry out the ideas they do need vocabulary mastery to be fulfilled. Wilkins (2002:13) stated that the importance of vocabulary learning in his book. He stated that without grammar very little can be conveyed, without vocabulary nothing be conveyed. Vocabulary was support other skills such as speaking, Reading, Writing and Listening. They are considered to be essential as a basic of language learning. On the other words, students who learn English need to master of word as basic of language especially for the beginner level.

Vocabulary is very important in learning a language. Especially, in English language. The teacher should have the strategy in giving material about

vocabulary. To make students become mastering English the teachers have to think how to make students mastery English for their own purposes. There are so many approaches, methods, and techniques that can be used by the teacher.

There are many kinds reason of students to not interest when they study English language. Because students have assumption that study of English language will find difficulties when you study about it. They did'nt know vocabulary one of the key in English language. There fourth skill in English language is Speaking skill, Listening skill, Reading skill and Writing skill. But to become mastery in one of the skill in English language you should become mastery Vocabulary old.

The students often find problem when they learn about vocabulary. There are two kinds of factors which affect someone in learning English: internal and external factors come from the learners themselves. Internal factors such as the motivation, interest, attitude and intelligence, while external factors such as the situation and condition of the environment, learning materials and the teachers ability in handling the English teaching and learning program. Furthermore the common difficulties that find the reseacher is students bored when they learning vocabulary and tudents will get the new vocabulary when the teacher teach vocabulary.

Base on the researcher observation on November 7<sup>th</sup> 2016, the researcher found that some difficulties when learning about vocabulary such as difficulties to memorize the word, pronounce the word, and the other problems when they study in the class teacher still as a teacher center. But the important problem was

the teacher only taught vocabulary by using the classical method, specially using the speech method. Such as, this is consist of make student difficult to students to easy understand when study about vocabulary.

Therefore, the teachers should have several tricks to make their students to motivated to learn English. Researcher will using one of model in cooperative learning. Researcher needed the strategy in this research. Strategy or technique can make student interest when the teacher giving material and also to avoid students will bored in this class.

One of the ways is the Group Investigation (GI) model. Group Investigation (GI), developed by Shlomo Sharan and Yael Sharan in 1992, is a general classroom organization plan in which students work in small group using cooperative inquiry, group discussion and cooperative palnning and projects.

One of that will used by the teacher to develop the students' ability in English is model. Through model there are so many advantages for students and teachers in learning process. The students can be more motivated and challanged. With using model provide language practice in various skills of speaking, listening, writing, and reading.

The reseacher was exam the students mastering of vocabulary through group investigation model because it have been shown to have advantages and effectiveness in learning vocabulary in various ways. Therefore, the role of group investigation model in teaching and learning vocabulary cannot be denied. However, in order to achieve the most important from vocabulary group

investigation model, it is essential that suitable group investigation model are chosen.

One of the aims of teaching English is to enhance students to be able to understand English words which they might find in their environment. In fact, students often find problems in learning the words. So it needs more teacher's attention to make the transfer of the vocabulary process easier to grasp and more fun to learn. To do this hard job, teachers are hoped to have ingenuity in teaching by using any kind of teaching aids that already exist in their environment. One of those aids is using group investigation model. The researcher chose group investigation model because group investigation model help and encourage many learners to sustain their interest and work. With group investigation model student have a lot of fun and get rid off their tiresome during the lesson.

Based on the background above the research title is *The Effectiveness Of Group Investigation (GI) Model to Improve Students' Vocabulary at the First Grade SMAN 1 Galesong Selatan.*

#### **B. Research Problem**

Base on the previous statements, the researcher formulates problem satatemen that

1. Is the use of Group investigation (GI) model effective to improve students' vocabulary at the First Grade SMAN 1 Galesong Selatan?

2. Is there any significant difference between students' vocabulary comprehension taught by using Group Investigation (GI) model and conventional strategy at the First Grade SMAN 1 Galesong Selatan?

### ***C. Research Objective***

Base on the formulated above, the objectives of the research can be specified that:

1. To find out the effective of Group Investigation (GI) Model to improve vocabulary students' at the First Grade SMAN 1 Galesong Selatan.
2. To find out there are any significant different achievement between student's vocabulary mastery before and after being taught using group investigation model at the First Grade SMAN 1 Galesong Selatan.

### ***D. Research Significance***

1. Theoretical Significance

This research was gave about how to develop the vocabulary with use the group investigation model. This research is expected to use as reference for other researcher to conduct a research in English teaching-learning process. Hopefully, the result of this study is useful for students, teachers, and all of the readers.

## 2. Practical significance

There are many significance of the research while can be usefull for:

### a. For Teacher

Group investigation model can be used by the teacher to develop their teaching technique. Hopefully, the teacher can make student interest to subject and the pupil not bored in learning.

### b. For Student

It will hope to make the First Grade SMAN 1 Galesong Selatan be more interest to subject and student can easy to understand when they learning about vocabulary.

### c. For the Next Researcher

The researcher hopes it can be usefull for the readers particularly the students of English education department of UIN Alauddin Makassar to teaching.

## **E. Research Scope**

This research was focus in process of teaching vocabulary. The scope of vocabulary material that the reseacher give is noun. Noun is the common vocabulary in the school and noun will study commonly in the text book. Why the reseacher chose the class noun because noun as a basic in study about Vocabulary. Which one restricted to identify vocabulary that find in school by using Group Investigation (GI) model in class X PIA 1 and at the First Grade SMAN 1 Galesong Selatan.



### ***F. Operational Definition of Terms***

The are some key terms of this study, as follows:

*Vocabulary* is all of the word on the language specially English language. One of the key in language is vocabulary. Someone cannot use English language in communication without you know the vocabulary.

According to Hierbert (2005: 3), vocabulary is the knowledge of meanings of words. What complicates this definition is the fact that words come in at least two forms: oral and print.

Nilawati (2009 : 9) says that Vocabulary is a central of language and of critical importance of typical language. Without sufficient vocabulary, people cannot communicate effectively or express his or her ideas in both oral written form. Therefore the students should have obtain vocabulary mastery.

*Group investigation (GI) model* is a technique in that can use in giving material to students or learner. Which one in use this technique the teacher should divided student in some group.

Robert E. Slavin states that Group Investigation is a planning of common class setting where the students work in small group using cooperative question, group discussion, planning and project cooperative.

## CHAPTER II

### REVIEW OF RELATED LITERATURE

This chapter is divided into four main sections, namely review of related research finding, pertinent idea, theoretical framework, and hypothesis.

#### *A. Literature Review*

##### **1. Review of related findings**

Rahmawati (2014) in her research “The use of Group Investigation (GI) Strategy to Improve Students’ Reading Skill (A Classroom Action Research of X.2 Class of MAN Tengaran, Semarang in The Academic Year 2013/2014)” she states that Group Investigation (GI) have positive effect in teaching the reading skill because before the researcher using this treatment, researcher find some problems is when the teacher asking them to read, they were shy and afraid if the teacher asking to read. The student has lack of motivation so it could influence of students’ reading skill. After the using Group Investigation (GI) Strategy the students reading skill increases.

Mayasari (2011) in her research “*The use of Group Investigation (GI) Model to Improve Students’ Ability in Writing Skill on Analytical Exposition Text*”. It can be conclude that Group Investigation (GI) model be used as alternative media in teaching writing especially in writing text type, because base on the phenomena which happen in school, there were how many students who like writing but they do not know how to write. So, the alternative that use

the researcher is Group Investigation (GI) Model that the students can write text more easily and more interested in writing activity.

Mabrurroh (2011) in her research "*The use of Group Investigation (GI) Method to Improve Students' Reading Ability in Descriptive Text*". She states that Group Investigation (GI) Method can be used by the teachers to improve students' ability in reading comprehension. Group Investigation (GI) Model base on the resarch can help the students to solve their problems. The test result indicated that the students varied in their reading skill achievement. After the researcher conducted pre cycle up to second cycle, there was a significant improevement in every test and good responses by the students. Base on calculating result after getting all of the treatment using Group Investigation (GI) Method, the students average score increased significantly, the student's average score from pre cycle was 57.73, score from the first cycle was 64.05, and score from the second cycle was 75.23.

Based on the explanation above, the researcher concludes that using Group Investigation (GI) Model can be used improve students' writing skill, and reading skill. The comparison between the previous research with that researchers are doing now is located in the skill that is the previous research proves the effectiveness Group Investigation (GI) Model is used to develop students' skill in terms of reading and writing. So, the researcher now do the same using Group Invetigation (GI) Model but the skill developed differently.

## 2. Some Pertinent Ideas

### a. Vocabulary

#### 1. General Concept of Vocabulary

In everyday situation, we say something, express our feeling and tell what we want to say. All the things need the words, and these words are called vocabulary.

Vocabulary plays an important role in improving our skills in English. It becomes one of aspect for improving communication skill. Without having enough vocabularies, communication will end up in unpleasant situation and make the students difficult to continue their sentences or ideas.

Therefore it is highly essential for English teacher to help their students in mastering vocabulary.

#### 2. Defenition of vocabulary

There are many defenitions of vocabulary proposed by some experts. It is very important for one to know what vocabulary is before discussing vocabulary mastery. Mastering a large number of vocabularies is very important for foreign language learners. Without mastering it, of course, foreign language learners will get some difficulties in developing the four language skill. Hatch and Brown (1995 : 1) states that terms of vocabulary refers to a list or set of words for particular language or a list of words that individual speakers of language use. French (1983 : 4) says The choice in vocabulary selection and methods used in teaching vocabulary are important factors. It needs the process of learning in

context to get the meaning of word Vocabulary is a fundamental component of second language proficiency; one of the primary goals of language learning is to know the meanings of the words. It is needed to communicate successfully in the second language. According to Hornby (1995 : 985) Vocabulary is the total number of the words (with their meaning and with rules for combining them) making up the language.

From definition above, it can be concluded that vocabulary is the total numbers of words, a list or set of words in a particular language that a person knows or uses.

Vocabulary mastery is always being an essential part of English. Lewis and Hill (1990 : 12) states that vocabulary mastery is important for the students It is more than grammar for communication purpose, particularly in the early stage when students are motivated to learn the basic words. Without having proportional English Vocabulary, students will get some difficulties in using English. Vocabulary mastery can be measured by the requirements of generalization (being able to define words) and application (selecting an appropriate use of it). According Schmitt and McCharly (1997:326) receptive and productive knowledge may prove the only realistic way to measure depth of vocabulary knowledge. Receptive knowledge is words that the learners recognize and understand when they occur in a context. While productive knowledge relates to words which the learners understand, able to pronounce correctly and use constructively in speaking and writing. Madsen (1983:12) said that The purpose of vocabulary test is to measure the comprehension and

production of words used in speaking or writing, further. It can be said that vocabulary mastery is a complete skill to understand the stock of words and their meanings of a particular language.

### 3. The Importance Vocabulary

Vocabulary is one element of the language that should be learnt and taught. It will be hard to master the language without mastering or understanding a certain number of vocabularies. Vocabulary is the first step to be taught before teaching other aspects of language. According to Zimmerin in Coady and Huckin (1997:5) Vocabulary is central to language and critical importance to the typical language learner.

Wilkins (1982:111) states that language without grammar very little can be conveyed; without vocabulary nothing can be conveyed. It has to be realized that the student's ability to read, to write, to listen, and to speak is conditioned by their vocabulary. In reading ability, vocabulary helps learners in comprehending the text. In writing, it helps them to expand their ideas based on the topic sentence that they want. In listening, they comprehend and understand what other person speaks. In speaking ability, vocabulary facilitates the learners to explain their ideas orally. Coady and Huckin (1997:5) states that Vocabulary is central and critical importance to typical language learner. It makes vocabulary becomes the basic element to master the four language skills, namely listening, speaking, reading and writing. Without having adequate vocabulary, a language learner will not be able to master the language skills. The meaning shows that vocabulary mastery has important roles in communication.

#### 4. Parts of Speech in Vocabulary

According to Richard Nordquist, parts of speech is a term used in traditional grammar for one of the eight main categories into which words are classified according to their functions in sentence. Also known as “word classes” these are the building blocks of grammar.

Learning the name of the parts of speech probably won't make you witty, wealthy, or wise. In fact, learning just the names of the parts of speech won't even make you a better writer.

There are eight parts of speech. They are Nouns, Pronouns, Adjectives, Verbs, Adverbs, Conjunctions, Prepositions, and Interjections.

##### a. Nouns

A noun is a word used to name something, a person / animal, a place, a thing, or an idea. For example, all of the following are nouns.

1. Leah, Ignacio, Lan, Marek
2. Japan, Venezuela, Atlanta, Kroger, the Gap
3. Pencil, store, music, air
4. Biology, theory of Relativity, Pythagorean theory

They are sometimes preceded by noun markers are also called determiners and quantifiers. They are words like a, an, the, this, that, these, those, each, some, any, every, no, numbers, several, many, a lot, few, possessive pronouns.

##### b. Pronouns

A pronoun is a word that replaces a noun. They eliminate the need for repetition. For example:

Instead of *Emma talked to Emma's child*, you might say *Emma talked to her child*. **Her** is pronoun. It renames the antecedent, *Emma*.

c. Adjective

An adjective modifies (describes) a noun or pronoun. Normally in English, the adjective comes before the noun. For example:

*The **smart** student.*

d. Adverbs

An adverb is a word that modifies an action verb, an adjective, or another adverb. For example:

*The teacher **carefully** graded the homework.*

**Carefully** is an adverb that modifies the action verb to **grade**.

*Tommy was **extremely** enthusiastic about doing his homework.*

**Extremely** is an adverb that modifies the adjective **enthusiastic**.

e. Conjunctions

Conjunctions are the scotch tape of the grammatical world. They join together words and phrases. There are three kinds of conjunctions, correlative conjunctions, subordinating conjunctions.



## 1. Coordinating Conjunctions

There are seven coordinating conjunctions in English. You can use the mnemonic device *fanboys* to remember them.

For

And

Nor

But

Or

Yet

So

They can be used with commas to create compound sentence. **For example:**

*Ignacio loves to dance, **but** Rocio has no rhythm.*

*Kyong Mee works hard, **yet** she still earns low grades.*

## 2. Correlative Conjunctions

Correlative conjunctions also join ideas, but they work in pairs. They are:

*Both...and*

*Neither...nor*

*Whether...or*

*Either...or*

*Not only... but also*

For example:

*Not only am I happy about the grades, but I am also excited that you are learning!*

### 3. Subordinating Conjunctions

Subordinating conjunction join an independent clause to a subordinate clause. That is, they join a clause that can stand alone with a clause that cannot stand alone. Some frequently used subordinating conjunctions are:

*After, although, as, as if, even though, if, since, so that, though, unless, until, when, whenever, where, wherever, whether, while.*

**For Example:**

*Although the students were tired, they still came to class.*

### F. Interjections

Interjections are words used to express emotional states. They can usually be found in narrative writing, interviews, and in spoken English. They can stand alone. For example:

*Oh!, wow!, Ouch!, Oops!, Hey!,*

*Oh, we're late for the movie.*

Generally, the movie is not an important destination. Therefore, the person making this statement will sound less urgent than the next example.

**Oh!** I'm late for work.

Work, unlike the movies, is generally considered a very important destination. If one doesn't arrive on time, there is the possibility of being fired or of losing face. Here, the speaker will have a greater sense of urgency.

## G. Prepositions

Prepositions are words that, like conjunctions, connect a noun or pronoun to another word in a sentence. Some common prepositions:

About	Before	Down	Into	Through
Above	Behind	During	Like	To
Across	Below	Except	Of	Toward
After	Beneath	For	Off	Under
Among	Beside	From	On	Up
Around	Between	In	Over	With
At	By	Instead of	Since	Without

A prepositional phrase is a group of words that begins with a preposition and ends with a noun or pronoun. They can act as adjectives or as adverbs.

*Manuela, The student **from Germany**, wrote an excellent paper **on the computer**.*

## H. Verbs

Verbs generally express action or a state of being. There are several classifications for verbs-action verbs/linking verbs, main verbs/auxiliary verbs, transitive/intransitive and phrasal verbs.

1. Action verbs show action.

He **runs**. He **plays**. They **study**.

2. Linking Verbs, link the subject to an adjective.

Ayu **is** beautiful.

The linking verb is links the adjective beautiful with the subject *Ayu*.

## 5. Types of Vocabulary

Some experts have classified types of vocabulary. According to Shepherd (1980 : 1) Classifies vocabulary into two kinds: a receptive vocabulary and expressive vocabulary (productive vocabulary). Further, he defines the receptive vocabulary as the words known when the learner listens and reads. The receptive vocabulary is also called a passive process because the learner only receives thought from others. In language application, the receptive vocabulary is considered as the basic vocabulary. Later, expressive vocabulary is defined as the words used when the learner speaks and writes. Harmer (1959) says that Active vocabulary refers to vocabulary that students have been taught or learnt and which the students will recognize when they meet then but which they will probably not be able to produce. Hatch and Brown (1995) states that There are two kinds of vocabulary, namely receptive and productive vocabulary

### a. Receptive Vocabulary

Receptive vocabulary is words that the learners recognize and understand when they occur in context, but which cannot produce correctly. It is vocabulary that the learners recognize when they see it in reading context but do not use it in speaking and writing. The receptive vocabulary is also called a passive process because the learner only receives thought from others. In language application, the receptive vocabulary is considered the basic vocabulary. It is much larger than productive vocabulary because there are many words recognized when the learner hears or reads but do not use when he speaks or writes.

## b. Productive Vocabulary

Productive vocabulary is the words, which the learners understand, can pronounce correctly, and use constructively in speaking and writing. It involves what is needed for receptive vocabulary plus the ability to speak or write the appropriate time. Therefore, productive vocabulary can be addressed as an active process, because the learners can produce the words to express their thought to others.

## 6. Teaching and Learning Vocabulary

### a. Vocabulary Strategy

It is important to know about learner's strategies. Hatch and Brown, (1995:373) said that There are five essential steps in vocabulary learning that represent what learners must to do. The five steps are: (1) having sources for encountering new words, (2) getting a clear image, either visual or auditory or both, for the forms of the new words, (3) learning the meaning of the words, (4) making a strong memory connection between the forms and meanings of the words, and (5) using the words. According to Schmitt and McCharty (1997) Taxonomy of vocabulary learning strategies divided into four groups

#### 1. Discovery Strategies

In this stage, when learners do not know the words, they must discover their meaning by guessing from structural knowledge of the language.

#### 2. Social Strategies

A second way to discover new meaning employs the social strategy of asking someone who knows. Teacher are often in this position. They can be

asked to help in a variety of ways. They can be asked to help in a variety of ways; giving the L1 translation, giving a synonym, definition, and paraphrase.

### 3. Memory Strategies

Most memory strategies involve relating the word to be retained with some previously learners' knowledge, using some form of imagery or grouping. The strategies used in this stage are pictures/imagery, related words, unrelated words, grouping and ect.

### 4. Cognitive Strategies

Language strategies in this taxonomy are similar to memory strategies, but are not focused specially on manipulative mental processing; they include sorting, classifying, comparing, predicating, repeating and using mechanical means to study vocabulary.

### 5. Problems in Teaching and Learning Vocabulary

There are some problems in learning vocabulary faced by the students. The easy or difficulty of vocabulary items depends on a number of factors by (Roger 1995:43). They are:

#### a. Similarity L1

The difficulty of vocabulary items often depends on how a similar item is in form and meaning to the students' first language. There are many examples of these: someone described as sensible in English will be understood sensitive by many European and if you say and embarrassed to a Spanish speaker, they may will think that you are expecting a baby.

#### b. Similarity to English words already known

Once the students have some English words that relate to an English word that they are related to an English word that they are already familiar which is easier than one, which is not. For example, if students have already met the word *friendly*, they should be able to guess the meaning of *unfriendly*.

c. Connotation

Connotation of the word is another difficult aspect the learners have to get to grip. For example, either *skinny* or *slim* could be used to describe someone who is *thin*. But these two words have very different in their connotation and by choosing one of them however; the speaker actually conveys a particular attitude. *Skinny* is negative connotation, while *slim* is positive connotation.

d. Spelling and Pronunciation

The spelling of English word can cause problems for students who speak languages with very regular spelling systems. Particular spelling patterns can also cause confusion where the pronunciation concerned. For example: *Through, though, tough*.

e. Multi-Word Items

A lexical item may consist of more than one word, as in a compound like *tennis shoes*, or *rally car* or a phrasal verb such as *to put some one up*.

f. Collocation

How a lexical item collocates can also cause difficulty. For example we say that people *injured* or *wounded* but things are *damaged*.

## 6. Techniques in Teaching Vocabulary

There are many kinds of techniques that can be applied in teaching vocabulary. Allen (1983) mentions some techniques of vocabulary teaching that can be prepared and chosen as follows:

### a. Demonstration

The technique, which belongs to demonstration, is gesture and action performing. The teacher can use real objects and command. Teacher may demonstrate the material using of real objects available in the classroom such as door, windows, clock, desk and etc. When use a command technique, teacher may ask student to do something such as touching the pen, pointing the picture and so on.

### b. Visual aids

Visual means something visible. Teacher may use visual aids in the teaching of vocabulary to enable students to observe and identify the objects vividly. Beside that, visualization may interest the students in their learning vocabulary.

### c. Verbal Explanation

Verbal explanation can be carried out through definition and translation. Teacher can use explanation in the students' own language, definitions in simple English, and using vocabulary that students have already known to show the meaning (Allen 1983). For instance, the word 'umbrella' can be introduced by explaining what it looks like and when the people usually use it.

### d. Word List



When using word list technique, teacher should pay attention to vocabulary selection. The words taught should relate and appropriate to the students need and relate to their level.

From all the explanation above, it can be conclude that vocabulary is stock of words used by a person or class.

## b. The General Concept of Group Investigation

### 1. Defenition of Group Investigation (GI) model

Hornby, 1974 Strategy is certain action that someone uses in order to get certain purposes and Webster, 1981states that strategy is the art of devising or employing plans or stratagem to a goal.

Learning strategy is specific action taken by the learner to make learning easier, faster, more directed and effective. So, strategy has the important role in the process of creting something in teaching learning process. Without the strategy, we will not know what we have to do during the process. Group investigation is part of cooperative learning method. Cooperative learning actually can be as alternative method in teaching because the useful integrated elements of cooperative learning relates to the nature of human life that can not alone, they always need other man to life together. Group investigation (GI) was introduced by Slavin as an alternative method with cooperative learning.

Group Investigation (GI) Model is a cooperative learning strategy in which students work in small groups to “ Investigate” a learning topic.

The type demands to the student’s abilities of communication or the group skill. Group Investigation (GI) model exercises the students to grow up their

brain skill. The students as the followers actively will show from the first step until the last step of the learning process.

Group Investigation (GI) model is Cooperative Learning in which students help define topics for study and then work together to complete their investigations. In Group Investigation (GI) model students divide into four or five members with heterogeneities in each group. The group may form about friendship from the students' group based on their friendship or the same interest, students are likely to feel more comfortable in their groups and possibly to share in similar working style.

The Group Investigation (GI) model involves students in planning both the topics for study and the ways to proceed with their investigations. Students choose the subject based on the topic given by teacher, the subject will be discussed in their group to make a draft, then arranged as composition text.

## 2. Basic Features of Group Investigation (GI) Model

There are four basic features of Group Investigation:

### 1. Investigation

The classroom becomes a "Inquiring community" and each student is an investigator of the class topic or problem.

### 2. Interaction

Students interact in small groups throughout the stages of investigation.

### 3. Interpretation

Students interpret findings from the information they gather from a variety of sources.

#### 4. Intrinsic Motivation

Students are intrinsically motivated by their active role in the task and their natural curiosity in the subject matter.

### 3. The Procedure of Group Investigation (GI) Model

According to Slavin in cooperative learning (2005:218) states that in the Group Investigation (GI) model, the students work through six stages:

1. Identifying the topic and organizing students into groups.
  - a. The students scan sources, purpose topics, and categorize suggestions.
  - b. The students join the group studying the topic of their choice.
  - c. Group composition is based on interest and heterogeneity.
  - d. The teacher assists in information gathering and facilities organization.

#### 2. Planning the learning tasks

The students make the planning together: about what we will learn? How we learn? What the purpose we investigate the topics? And divide the assignment.

#### 3. Carrying out the investigation

- a. The students gather the information, analyze the data, and reach conclusions.
- b. Each group member contributes to their group effort.
- c. The students share their mind, discuss, clarify, and synthesize all of the ideas.

#### 4. Preparing a final report

- a. Group members determine the essential messages of their topic.

- b. Group members plan what they will make their presentation.
- c. Group representative form a steering committee to coordinate plans for the presentation.

#### 5. Presenting the final report

- a. The presentation is made to the entire class in a variety of forms .
- b. Part of the presentation should actively involved the audience.
- c. The audience evaluate the clarity and appeal of presentation according to criteria determined in advanced by the whole class.

#### 6. Evaluation

- a. The students share feedback about the topic, about the work they did, and about their affective experience.
- b. The teacher and student collaborate in evaluating student learning.
- c. Assesment of learning should evaluate higher-level thinking.

#### 4. The use of Group Investigation (GI) Model

There are some methods in English teaching as second language, each method has own strenghts and weakness. Group investigation (GI) model as one of teaching strategies was introduced by Slavin as an alternative method with cooperative learning, but has been refined and researched in more recent years by Shlomo and Yael Sharan. Sharan argues that group investigation gives students more opportunity to have ethnic attitude and cooperative better than the students who study in traditional class. Group Investigation (GI) Model offers th development of moral and social issues; students are organized by cooperative

inquiry on social and moral problem or academic problems. According to Slavin (2005: 220) explain the six stages in details:

a. Stage 1: identifying the topic and organizing into research group.

This stage is devoted to organizational matters. Stage begins with classwide cooperative learning, which can proceed in several ways:

1. The teacher presents a problem to the entire class and asks, "What do you want to know about this problem?" each student raises questions about the aspect of the problem he or she would like to investigate.
2. Students meet in discussion groups where each person expresses his or her ideas about what to investigate. In each group writes down all ideas and then they report them to the whole class. A short class discussion results in a shared list of suggestions for subtopics to be investigated.
3. Planning begins with each student writing down his or her suggestion, and continues in progressively larger groups where members compare their lists and the final list represents the interests of all members.
4. To make all the suggestions available to the whole class, the teacher or students can do this by writing all suggestions on the board. After each student has a list of everyone's suggestions, the class classifies them into several categories.
5. Participation in this stage enables students to express their own interests and to exchange ideas and opinions with their classmates. Full, unhurried implementation of this initial planning stage demonstrates that the group learning process is based on individual members' experiences and needs.

6. In the final step of this stage the subtopics are the whole class, usually on the board. Groups are formed based on students' interests; each student joins the group studying the subtopic of his or her choice.
- b. Stage 2: Planning the investigation in groups. At this stage group members determine the aspect of the topic. Many groups find it useful to fill out a worksheet containing questions relevant to this planning stage. The worksheet may look like this:

OUR RESEARCH TOPIC	:
GROUP MEMBERS	:(NAMES)
WHAT DO WE WANT INVESTIGATE	:
WHAT ARE OUR RESOURCES	:
HOW WILL WE DIVIDE THE WORK	:

The teacher can post a copy of each group's worksheet in order to present graphic evidence that the class is a "Group of groups". Each student contributes to the small group's investigation, and each group contributes to the whole class's study of the larger unit.

- c. Stage 3: carrying out the investigation. In this stage each group carries out the plans it formulated earlier and needs more time. During this stage students, singly or in pairs, gather, analyze, and evaluate information, reach conclusions, and apply their share of new knowledge to the resolution of the group's research problem. Groups may choose to have one member

record their conclusions, or each member may present a written summary of his or her findings.

- d. Stage 4: preparing a final report. This stage is a transition from the data-gathering and classifying stage to the stage where the groups reports the result of its activities to the class. At the conclusion of the investigation stage the teacher asks each group to appoint a representative to a steering committee. Of course, students have been telling their group mates all along about what they are doing and learning, but now they begin to plan how to teach their classmates in a more organized fashion the essence of what they have learned.

When teacher meet steering committee, her or she may wish to highlight the following guidelines to help the group plan their reports:

1. Emphasize the main ideas and conclusions of the Investigation.
  2. Inform the class about the source the group consulted and how it obtained information.
  3. Allow for questions and answers.
  4. Involve classmates as much as possible in the presentation by giving them roles to perform; don't have them sit and listen for long periods.
  5. Make sure everyone in the group plays an important role in the presentation.
  6. Make sure all necessary equipment or materials have been requested.
- e. Stage 5: Presenting the final report. The groups are now prepared to present their final report to the class. These final reports afforded an experience. All members of the class participate in many of the presentation, by performing

tasks or answering questions; the presentation were not just a matter of performing rehearsed roles and reciting line. The following guidelines may helpful:

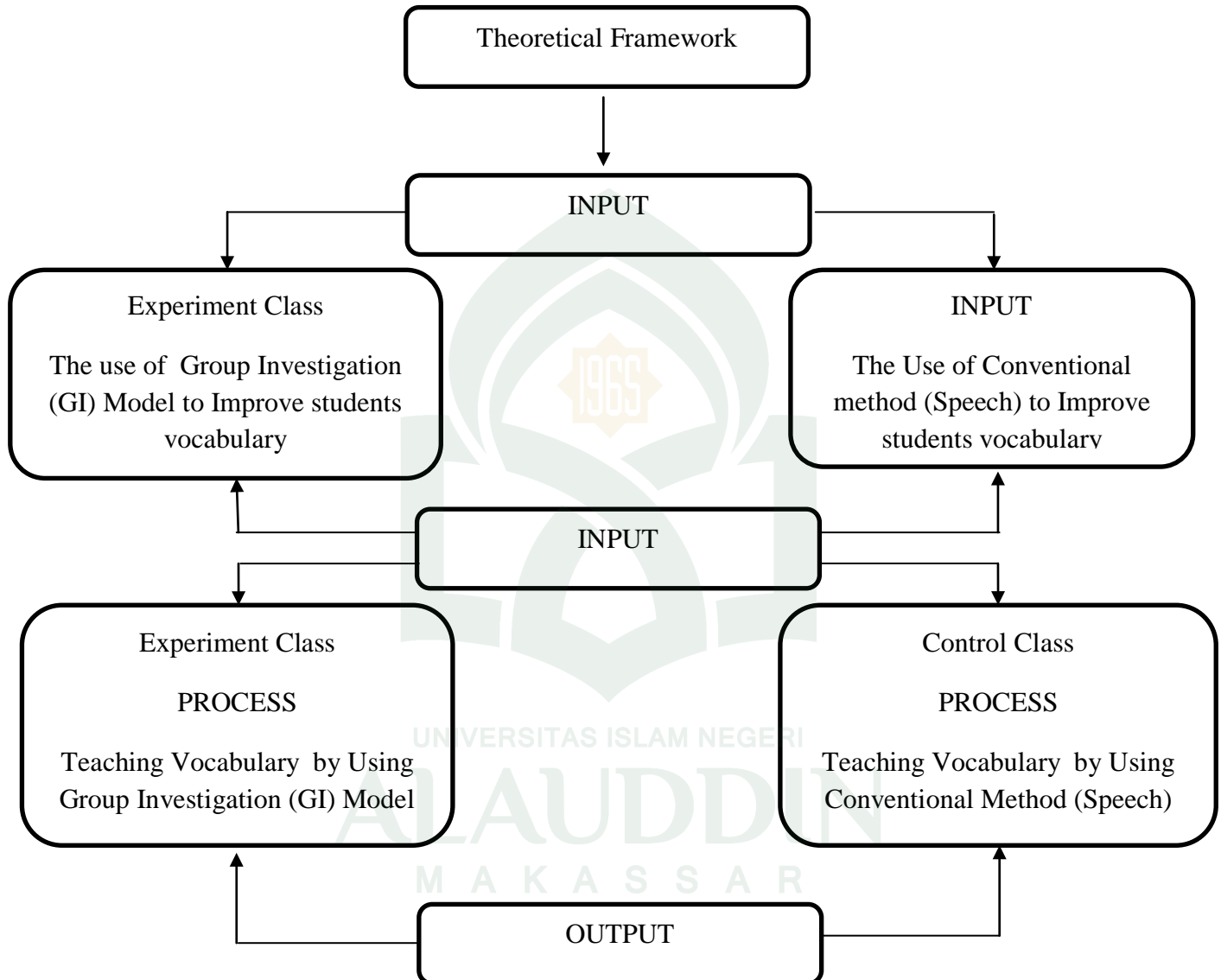
1. Speak clearly and succinctly when addressing the class, but the lecture as little as possible.
  2. Use the blackboard to illustrate concepts.
  3. Use audiovisual equipment, such as an overhead projector.
  4. Conduct formal debates in front of the class if appropriate.
  5. Think of preparing learning situations where classmate can perform tasks prepared by the group.
  6. Consider dramatizing some portion of the work, or simulating certain events.
  7. Consider quiz programs as one way to get an audience interested.
  8. Consider displays of picture, drawing, or photographs to liven up the presentation.
- f. Stage 6: Evaluating achievement

In Group Investigation(GI) Model teacher should evaluate students' higher level thinking about the subject they studied-how they investigated certain aspects of the subject, how they applied their knowledge to the solution of new problems, how they used inferences from what they learned in discussion questions requiring analysis and judgment, and how they reached conclusion from sets of data. This kind of evaluation is best achieved through a cumulative view of the individual's work during the entire



investigation project. Teachers and students can collaborate in evaluating student learning. One possible suggestion is peer evaluation.

### ***B. Theoretical Framework***



*Figure: 1 Framework*

The three variables above, input, process, and output are briefly classified as follows:

1. **INPUT** : Refers to Group Investigation (GI) Model which consists of vocabulary materials. A teaching media which is hoped to be a good device in teaching and learning English Vocabulary.
2. **PROCESS** : Refers to the imlementation of the input variable in the classroom activities both teaching and learning through Goup Investigation (GI) Model.
3. **OUTPUT** : Refers to student's improvement in learning vocabulary by using Group Investigation (GI) Model.

Input refers to teaching method in both classes (experimental group and control group), and process refers to give treatment in teaching vocabulary using Group Investigation (GI) model in experimental group and teaching vocabulary by using conventional method in control group. The output refers to students' vocabulary after treatment.

### ***C. Hypothesis***

Based on problem statement presented by the reseacher, The hypothesis of this research is formulated as follows:

**H<sub>1</sub>**: The use of Group Investigation (GI) model is effective the students' Vocabulary at the First Grade SMAN 1 Galesong Selatan.

**H<sub>0</sub>**: The use of Group Investigation (GI) model is not effective the students' Vocabulary at the First grade SMAN 1 Galesong Selatan.

## **CHAPTER III**

### **RESEARCH METHOD**

This chapter deals with research method, population and sample, variables and instrument, data collection procedures, data analysis techniques and data collection procedures.

#### ***A. Research Method***

##### **1. Research Design**

The design of this research used quasi-experimental research. A Quasi-experiment is simply defined as not a true experiment. Since the main component of a true experiment was randomly assigned groups, this means a quasi-experiment does not have randomly assigned groups. According to Sugiyono (2009) stated that quasi experimental design is a study which was aimed at a discovering the influence of particular treatment. In this design, the data had been collected through pre-test and post-test to experimental and control class.

Class PIA 1 as the Experimental Groups Using Group Investigation (GI) Model. While the class PIA 2 as the control Groups are treated without using Group Investigation (GI) in teaching vocabulary.

This is a model of Quasi-Experimental design, exactly Non-equivalent Control Group design:

E	O <sub>1</sub>	X	O <sub>2</sub>
—————			
C	O <sub>3</sub>	-	O <sub>4</sub>

Figure. 2

Explanation:

E : Experimental class

C : Control class

O<sub>1</sub> : Pretest in experimental class

O<sub>2</sub> : Pretest in control class

X : Treatment for experimental class by using *group investigation* (GI) model

O<sub>3</sub> : post test in experimental class

O<sub>4</sub> : post test in control class

(Adapted from Sugiyono, 2010)

## 2. Research Variable

A variable is defined as anything that has a quantity or quality that varies. The kinds of variable related to research consisted of independent and dependent variable. Arikunto (2006) mentions that Independent variable is the variable that was influenced by another variable to achieve what is expected by researcher; whereas, the dependent variable is the result that is expected through the implementation of the independent variable.

a. Independent variable

According to Schreiber & Asner-Self (2011:152) states that Independent variable is a variable that is stated to cause some outcome. The independent variable in this research is Group Investigation (GI) model, which is the teaching aids that help the students to improve their vocabulary. Independent variable will be affected dependent variable.

b. Dependent variable

According to Schreiber & Asner-Self (2011:152) states that dependent variable is the outcome of the dependent variable; it is the effect. The dependent variable in this research is vocabulary students. Dependent variable is affected by independent variable.

**B. Population and Sample**

1. Population

Miller (2005: 45) states that Population is the term used in statistics to refer to all positive objects of a particular type.

The population of this research used the whole students at X classes of the First Grade SMAN 1 Galesong Selatan of 2017/2018 the population consist of twelve classes, class X PIA 1, X PIA 2, X PIA 3, X PIA 4, X PIA 5, X PIA 6, X PIS 1, X PIS 2, X PIS 3, X PIS 4, X PIS 5, X PIB. The total of population is 400 students.

2. Sample

Richards, et al, (1992:321) states that Sample was any group of individual, which selected to present a population.

This research used the purposive sampling because the studying was already determine by the school system and to make it easy for the reseacher as well. The reearcher will chose class X PIA 1 as the experimental class because average value of students' under assessment standars and class X PIA 2 as the control class because in this class the average value of their students' be better. Each of the classes consists of 20 students, therefore the total number of students are 40.

### ***C. Research Instrument***

The instrument of the research were two kinds ; multiple choice, and matching test. Multiple choices was 15 items with four options namely a,b,c,d. Picture and matching test consist of 10 items of question. It is used to find out description about students' vocabulary in Pre-test or post-test. The pre-test conducted to find out the students' prior knowledge of English vocabulary. While the post- test perform to find out development of the students' vocabulary after learning group investigation (GI) model. The question contents of the pre-test and post-test are the same.

### ***D. Data Collection Procedure***

To collect the data of this study. The researcher used method of data collection as follows:

1. Pre-test

Pre-test was the first method of data gathering that used by the researcher. Pre-test aimed at knowing the students' vocabulary ability. Before having treatment, The test conducted by the researcher.

## 2. Treatment

Treatment is the way to improve students' vocabulary by using Group Investigation (GI) Model. After given the pre-test the students taught by using Group Investigation (GI) model. The treatments taken place within six meeting and it takes 90 minutes for each class.

The procedure of the treatment:

The first treatment was conducted at Saturday, 4<sup>th</sup> March 2017. The first topic is *Things Near You*. It was the first day I came in their class with some steps as following:

1. The teachers give students some sub topics ( There are Five sub topics that teacher given).
2. The teacher provides the rules and explains about the material.
3. The teacher divides the students into five group.
4. Each group chose one of the sub topics.
5. Students starting to investigate the vocabulary base on the sub topic appropriate what they choose.
6. Each student presented in front of the friends and which the first group that present is that choose sub topics about Things near you.
7. The teacher/researcher and the students drill the vocabularies
8. The students do their assignment individually based on the teacher's instruction.
9. The teacher was gave suggestion and conclusion.

The second treatment was conducted in Friday, 10<sup>th</sup> March 2017. The first topic is *what you wear in the school* with some steps as following:

1. The teachers give students some sub topics ( There are Five sub topics that teacher given).
2. The teacher provides the rules and explains about the material.
3. The teacher divides the students into five group.
4. Each group chose one of the sub topics.
5. Students starting to investigate the vocabulary base on the sub topic appropriate what they choose.
6. Each student will present in front of the friends and which the first group that present is that choose sub topics about What You Wear in School .
10. The teacher/researcher and the students drill the vocabularies
11. The students do their assigment individually based on the teacher's instruction.
12. The teacher was gave suggestion and conclusion.

The third treatment was conducted in Saturday, 11<sup>th</sup> March 2017. The topic is *Things in the class* some steps as following:

1. The teachers give students some sub topics ( There are Five sub topics that teacher given).
  2. The teacher provides the rules and explains about the material.
- The teacher divides the students into five group.



3. Each group chose one of the sub topics.
4. Students starting to investigate the vocabulary base on the sub topic appropriate what they choose.
5. Each student presented in front of the friends and which the first group that present is that choose sub topics about Things in The Class.
6. The teacher/researcher and the students drill the vocabularies
7. The students do their assignment individually based on the teacher's instruction.
8. The teacher was gave suggestion and conclusion.

The fourth treatment was conducted in Friday, 17<sup>th</sup> March 2017. The topic is Parts of the school with some steps as following:

1. The teachers give students some sub topics ( There are Five sub topics that teacher given).
2. The teacher provides the rules and explains about the material.  
The teacher divides the students into five group.
3. Each group chose one of the sub topics.
4. Students starting to investigate the vocabulary base on the sub topic appropriate what they choose.
5. Each student presented in front of the friends and which the first group that present is that choose sub topics about parts of the school.
6. The teacher/researcher and the students drill the vocabularies
7. The students do their assignment individually based on the teacher's instruction.

8. The teacher was gave suggestion and conclusion.

The Fifth treatment was conducted in Saturday, 18<sup>th</sup> March 2017. The topic is *Things in the school outside the class* with some steps as following:

1. The teachers give students some sub topics ( There are Five sub topics that teacher given).
2. The teacher provides the rules and explains about the material.  
The teacher divides the students into five group.
3. Each group chose one of the sub topics.
4. Students starting to investigate the vocabulary base on the sub topic appropriate what they chose.
5. Each student presenting in front of the friends and which the first group that present is that choose sub topics about things in the school outside the class.
6. The teacher/researcher and the students drill the vocabularies
7. The students do their assigment individually based on the teacher's instruction.
8. The teacher was gave suggestion and conclusion.

### 3. Post-test

In this part, after the students treated by group investigation model. The researcher delivered a test to all of students as the sample and asked them to do the test individually carefully on certain given time. Finally, the students' paper

sheet submitted and the students' results were treat as the data of the study. The test was similar to the pre-test.

### ***E. Technique of data analyses***

The quantitative data was analyzed as follows:

1. The formula will be used in scoring the students' correct answers is

$$\text{score} = \frac{\text{Student correct answer}}{\text{Total number of items}} \times 100$$

(adopted from depdikbud in Sukirman 2010:36)

2. The Classification of students' score

No.	Score	Criteria
1.	91 – 100	Very good
2.	76 – 90	Good
3.	61 – 75	Fair
4.	51 – 60	Poor
5.	≤ 50	Very poor

( Depdiknas, 2005)

3. Calculating the mean score of the students' answer by using the following formula:

$$\bar{X} = \frac{\sum X}{N}$$

Where,

- $\bar{X}$  = mean score  
 $\sum X$  = the sum of all scores  
 $N$  = the total number of subject

(Gay, 1981: 320)

4. To illuminate the statistically data a research analysis data quantity using following the formula:

$$P = \frac{F}{N} \times 100$$

Where :

- $P$  = persentage  
 $F$  = number of correct frequency  
 $N$  = total number of sample

(Arikunto, 1993)

5. Finding out the standard deviation by applying this formula:

$$SD = \sqrt{\frac{SS}{N-1}}$$

(Gay, 1981:321)

Where :

- $SD$  = standard deviation  
 $SS$  = the sum of square  
 $N$  = total number of the subjects

6. The formula used in finding out the difference between students' score in pre-test and post-test.

$$t = \frac{\bar{x}_1 - \bar{x}_2}{\sqrt{\left(\frac{SS_1 + SS_2}{n_1 + n_2 - 2}\right) \left(\frac{1}{n_1} + \frac{1}{n_2}\right)}}$$

(Gay, 1981: 349)

Where:

t = Test of significance

$\bar{x}_1$  = Mean score of experimental group

$\bar{x}_2$  = Mean score of controlled group

SS<sub>1</sub> = Sum square of experimental group

SS<sub>2</sub> = Sum square of controlled group

n<sub>1</sub> = Number of students of experimental group

n<sub>2</sub> = Number of students of controlled group

## CHAPTER IV

### FINDINGS AND DISCUSSION

This chapter describes both the findings and the discussions of this research.

#### **A. Findings**

Findings of the study deal with the presentation rate of the students' score obtained from the test to find the mean score, standard deviation, test of significance, and hypothesis testing.

##### **1. The Classification of Students' Pre-test Scores in Experimental and Control Class.**

The next page table show the distribution of frequency and percentage of final score of students' vocabulary at the second grade of SMAN 1 Galesong Selatan in pre-test and post-test experimental class.

**Table 1**

The distribution of frequency and percentage score of  
experimental class in pre-test

<b>No</b>	<b>Classification</b>	<b>Score</b>	<b>Frequency</b>	<b>Percentage</b>
1.	Very Good	91-100	0	0%
2.	Good	76-90	2	10%
3.	Fair	61-75	8	40%
4.	Poor	51-60	5	25%
5.	Very Poor	Less than 50	5	25%
<b>Total</b>			<b>20</b>	<b>100%</b>

Table above shows the rate percentage of score of experimental class in pre-test from 20 students, there were 5 (25 %) of the students obtained very good. There were 5 (25%) students obtained por, there were 8 (40%) students obtained fair and there were 2 (10%) students good. There were 40 % students get obtained fair and 50 % get poor or very poor. It means that students class PIA 1 still have low vocabulary and with the result of the test, the researcher was used the treatment to improve vocabulary students in class PIA 1.

**Table 2**  
The distribution of frequency and percentage score of  
Control class in pre-test

No	Classification	Score	Frequency	Percentage
1.	Very Good	91-100	0	0%
2.	Good	76-90	3	15%
3.	Fair	61-75	10	50%
4.	Poor	51-60	6	30%
5.	Very Poor	Less than 50	1	5%
<b>Total</b>			<b>20</b>	<b>100%</b>

Table 2 shows the percentage of score of control class in pre-test from 20 students, none of the students obtained very good score. There were students 3 (15%) obtained good score, 15 (60%) students obtained fair score, 6 (30%) students obtained poor score and 1 (5%) students obtained very poor score.

Based on the table 1 and 2, it can be concluded that the rate percentage in pre-test for experimental class was lower than the rate percentage for control class.

## 2. The Classification of Students' Post-test Scores in Experimental and Control Class.

Following the table shows the distribution of frequency and percentage of final score of teaching vocabulary at the second grade of sman 1 Galesong Selatan in post-test for experimental class and control class.

**Table 3**  
The distribution of frequency and percentage score of  
Experiment class score in post-test

No	Classification	Score	Frequency	Percentage
1.	Very Good	91-100	2	10%
2.	Good	76-90	14	70%
3.	Fair	61-75	4	20%
4.	Poor	51-60	0	0%
5.	Very Poor	Less than 50	0	0%
<b>Total</b>			<b>20</b>	<b>100%</b>

The rate percentage of score of experimental class in post-test from 20 students as table 3 above shows that there were 2 (10%) students obtained very good score, 14 (70%) students obtained Good score, 4 (20%) students obtained fairly score. There were 20 % students get category fair and there were 70% students get category good, It means that Group Investigatin (GI) Model got improve students vocabulary.



**Table 4**  
The distribution of frequency and percentage score of  
Control class score in post-test

No	Classification	Score	Frequency	Percentage
1.	Very Good	91-100	0	0%
2.	Good	76-90	8	40%
3.	Fair	61-75	6	30%
4.	Poor	51-60	4	20%
5.	Very Poor	Less than 50	2	10%
<b>Total</b>			<b>20</b>	<b>100%</b>

The rate percentage of score of Control class in post-test from 20 students as table 4 above shows that there were 8 (40%) students obtained good score, 6 (30%) students obtained fair score, 4 (20%) students obtained poor score and 2 (10%) students obtained very poor score.

Based on result above, it can be concluded that the rate percentage in post-test for experimental class was higher than rate percentage control class score.

### 3. Mean Score of Experimental Class and Control Class

After calculating the result of the students score, the mean n of both classes can be presented in the following table.

**a. Mean Score of Pre - test**

**Table 5**

<b>Class</b>	<b>Pre – test</b>
Experimental	60.4
Control	67

The table above indicated the mean score of Experimental class in the pre-test was 60.4 and the mean score of the Control class in the per-test was 67. While in class experimental class 60.4 and consist of category fair and in control class 67 consist of category fair. It is indicated that both of the class still have low vocabulary.

**b. Mean Score of Post – Test**

**Table 6**

<b>Class</b>	<b>Post – Test</b>
Experimental	80.6
Control	69.2

The table above indicated the mean score of Experimental class in the pre-test was 80.6 and the mean score of the Control class in the per-test was 69.2. Base on the table above it is indicated that in experimental class get score 80.6 and consist of category good and in control class get score 69.2 and consist of category fair. It means that in experimental class after gave treatment used Group Investigation (GI)

Model can improve students vocabulary and control class still consist of category fair after gave treatment by used Calssical method (speech).

**c. Combination Mean Score of Pre – Test and Post – test**

**Table 7**

<b>Class</b>	<b>Pre – Test</b>	<b>Post – Test</b>	<b>Value</b>
Experimental	60.4	80.6	20.2
Control	67	69.2	2.2

Base on the table above showed that the value in experimental class was 20.2 and the value of control class was 2.2. It means that there was significant progress in experimental class after gave treatment used Group Investigation (GI) Model. The progress in control class after gave treatment used classical method (Speech) only 2.2 and it means that Group Investigation (GI) Model can used in teaching Vocabulary to improve students vocabulary

**4. Standard Deviation of Experimental Class and Control Class**

**Table 8**

<b>STANDARD DEVIATION</b>		
<b>Class</b>	<b>Pre – test</b>	<b>Post - test</b>
Experimental	90.59	7.92
Control	12.62	13.05

Base on the table above showed that standard deviation experimental class specially in pre – test was 90.59 and in post – test in experimental class was 7.92. Standard deviation in control class was 12.62 in pre – test and 13.05 in post – test.

### 5. Test of Significance Testing

The significant score between experimental and control class can be calculated by using t-test. The result of the t-test can be seen in table 6 as follows:

**Table 9**

The T-test of Students' Achievement

<b>Variable</b>	<b>t-test</b>	<b>t-table</b>
$X_1 - X_2$	3.34	2.00

Table 6 showed the result of test of significance testing. For the level of significance ( $p$ ) 0, 05 and the degree of freedom ( $df$ )  $(N_1 + N_2) - 2 = (20 + 20) - 2 = 38$ , showed that the value of the t-test was higher than t-table. The result of the test clearly showed that there was a significant difference between the students' score in the experimental and control class after the treatment Group Investigation method. It indicated that the Group Investigation method was effective in improving the students' Vocabulary mastery. It meant  $H_0$  was rejected and  $H_1$  was accepted because the t-test was higher than t-table ( $3.34 > 2.00$ ). Therefore, the hypothesis of the research was accepted.

## **B. Discussion**

Group investigation (GI) Model was a suitable method applied in the classroom in teaching vocabulary. This method help the students to learn a new word and they can write much vocabulary that related with the theme then it could help student to remind information that they got before and their information to connect with the topic. They worked together with their friends in pairs by doing collaboration in making summary that their investigate, and they took turns talking disclose summary that they made. It is respond as a speaker and listener. So it can be being them more active and creative participation and involvement of the subjects under study.

In this study, several things have been inferred logically. First, for both of classes, they were inclined to have similar problems, they had lack vocabulary. For example when they were conducting a pre-test, the most of them difficult to answer the test. Second, the subjects in Experimental class show their big desire in learning process. For instance, they were anthusiastic in learning process; they built creativity to write much vocabulary that related with the topic. Third, students in Experimental class show their improvement after applied the Group Invesigation (GI) Model.

Analysis of the mean score gap in the post-test between the Experimental and control ensures if the approach used was effective. The mean score of the Experimental class was 80.6 and 69.2 for Control class. It means the gap of the students' score of the Experimental and Control class was 11.4. The explanation of

the gap between the two classes indicated that the Experimental class showed higher improving than the Control class while the Control class scores were decreased.

To sum up, based on the the result of this study, which showed the students' scores were higher after the treatment in Experimental class using Group Investigation (GI) Model effective to improve their vocabulary mastery. Therefore, this method could apply in teaching English especially vocabulary. And also the researcher used Group Investigation (GI) Model as the teaching method.

Therefore, the students' vocabulary mastery was improved after the implementation of Group Investigation (GI) Model.

## CHAPTER V

### CONCLUSION AND SUGGESTION

#### A. Conclusion

The research was conclude the presented according to the data which have been analyzed in the previous chapter. From all the data analysis about using The effectiveness Group Investigation (GI) model students' vocabulary at the first grade SMAN 1 Galseong Selatan in academic year of (2017/2018), it can be conclude:

1. Group Investigation (GI) model was effective to use in teaching vocabulary, because Group Investigatin (GI) model was appropriate with the students' level since it requires high vocabulary proficiency. Base on the result of data analysis students' t-test score is (3.34) and t-table (1.77) from degree of freedom (df) 38.
2. There were significant difference between students' vocabulary comprehension taught by using Group Investigation (GI) model and Conventional Strategy at the first grade SMAN 1 Galesong Selatan. The data showed that students' competence in Experimental class was higher than in Control class. The t-test for both classes in post-test was 3.34 compared to the t-table with 1.77, since the score of t-test was larger than the score of t-table, null hypothesis (H0) was rejected and alternative hypothesis (H1) was accepted. It meant that the Group Investigation (GI) Model which

was applied in the Experimental class was effective to improve the students' vocabulary.

## **B. Suggestion**

Based on the result of the study, this thesis that the researcher presents is still far from perfection and has many weaknesses. Therefore the researcher expects some more advice or suggestion in order to perfect this thesis. Moreover the researcher would like to give the following

1. suggestion to the further researcher:
  - a. The further researcher should use a better methodology than this research.
  - b. The further researcher should take a sample more than the sample in this research.
  - c. To increase the student's interest in English, the researcher should create a situation of teaching and learning process to be fresh and friendly. Give the chance to the students to express their ideas without any stress. Giving motivation to the students by using complete media.
  - d. The researcher also wants to give some suggestion to the English teacher and students.



2. For the teacher:

- a. The teacher should give some more exercise and emphasize to the students in daily practicing.
- b. The teacher should encourage the students in learning to develop their speaking skill.

3. For the students:

- a. The students should keep or develop the vocabulary skill in order that they can have a better achievement in learning English.
- b. The students should use their time to learn English vocabulary because without learning and practicing by themselves, they will not be able to improve their English well.

## BIBLIOGRAPHY

- Allen, Virginia. *Technique in Teaching Vocabulary*. Oxford: Oxford University Press.
- Arista, Sri Devi. *1 Jam Menguasai Vocabulary Bahasa Inggris Secara Otodidak*. Lembar Pustaka Indonesia. 2015.
- Arikunto, Suharsimi. *Prosedur Penelitian Suatu Pendekatan Praktek*. Jakarta: Reineka Cipta. 2006.
- Brown, H., Douglas. *Language assessment, and classroom practices*. U.S.A: Pearson Education. 2014.
- Harmer, Jeremy. *How to teach English*. England. Pearson Education limited. 1998
- Mabruroh, Izzatul. *The use of Group Investigation (GI) Method to Improve Students' Reading Ability in Descriptive Text*. Thesis: IAIN Walisongo Semarang 2011. Downloaded on November 17<sup>th</sup> 2016
- Mayasari, Rina. *The use of Group Investigation (GI) Model to Improve Students' Ability in Writing Skill on Analytical Exposition Text*. Thesis: IAIN Walisongo Semarang 2012. Downloaded on November 22<sup>th</sup> 2016
- McCharty, Michael. *Vocabulary Oxford*: Oxford University Press. 1990.
- Richards, Jack C. and Rodgers, Theodore S. *Approach and methods in Language Teaching*. Cambridge: Cambridge University Press. 1986
- Richards, Jack C and Renandya Willy A. *Methodology in Language Teaching*. New York : Cambridge University Press. 2002
- Slavin E, Robert. *Cooperative Learning: Theory Research and Practice*. London: Allyn and Bacon, 1995.
- Sugiyono. *Metode Penelitian Pendidikan*. Edisi Kedua. Alfabeta, 2015.
- Sugiyono. *Metode Penelitian Pendidikan: Pendekatan Kuantitatif, Kualitatif, dan R&D*. Cet. XXII; Bandung: Alfabeta. 2015.
- Sugiyono. *Cara Mudah Menyusun Skripsi, Tesis, dan Disertasi*. Cet. II; Bandung: Alfabeta. 2014.

Sugiyono, *Metode Penelitian Bisnis: Pendekatan Kuantitatif, Kualitatif, dan R&D*. Bandung: Alfabeta, 2009.

Sugiyono, *Metode Penelitian Pendidikan: Pendekatan Kuantitatif, Kualitatif, dan R&D*. Cet. X; Bandung: Alfabeta, 2010.

Sukirman. *The ability of the fifth semester Students of English Language and Literature Department at Alauddin Islam State University Makassar in Analyzing Sentence in Reading Text Using Cooperative Learning*. Graduating Paper. Makassar: UIN Alauddin. 2010.

Wallace, L; Marry. *Vocabulary Building and Word Study*. New York: Mc. Graw-Hill Book Company. 1982

Wilkins, D. A. *Linguistic in Language Teaching*. London: The English Language Book Society. UK. 1972.

## DRAFT OF THESIS

**Name** : Sukma  
**NIM** : 20400113028  
**Department** : English Education  
**Faculty** : Tarbiyah and Teaching Science  
**Title** : *The Effectiveness of Group Investigation (GI) Model to Improve Students' Vocabulary at the First Grade SMAN 1 Galesong Selatan*  
**Consultant I** : Dr. M. Rusdi T, M,Ag  
**Consultant II** : Dahniar, S.Pd., M.Pd

---

### **A. Background**

One of the important in learning about Language is Vocabulary. Vocabulary can build up communication and easy to understand people. In formal situation or even in daily conversation, people should have enough vocabulary to understand one each another. Lack of vocabulary will make people find the difficulties to understand what people talking about. The more words you have, the more you will be able to catch whatever you hear and you read. Finally, if people want to express their ideas through verbal or non-verbal like in speaking or writing which vocabulary is the priority to carry out the ideas they do need vocabulary mastery to be fulfilled. Wilkins (2002:13) importance of vocabulary learning in his book. He states that without grammar very little can be conveyed, without vocabulary nothing be conveyed. Harmer (1993 : 153) states that if language structures make up the skeleton of language, then it is vocabulary provides the vital organs and the flesh.

Vocabulary is very important in learning a language. Especially, in English language. The teacher should have the strategy in giving material about vocabulary. To make students become mastering English the teachers have to

think how to make students mastery English for their own purposes. There are so many approaches, methods, and techniques that can be used by the teacher.

There are many kinds reason of students to not interest when they study English language. Because students have assumption that study of English language will find difficulties when you study about it. They did'nt know vocabulary one of the key in English language. There fourth skill in English language is Speaking skill, Listening skill, Reading skill and Writing skill. But to become mastery in one of the skill in English language you should become mastery Vocabulary old.

The students often find problem when they learn about vocabulary. There are two kinds of factors which affect someone in learning English: internal and external factors come from the learners themselves. Internal factors such as the motivation, interest, attitude and intelligence, while external factors such as the situation and condition of the environment, learning materials and the teachers ability in handling the English teaching and learning program. Furthermore the common difficulties that find the researcher is students bored when they learning vocabulary and tudents will get the new vocabulary when the teacher teach vocabulary.

Base on the researcher observation on November 7<sup>th</sup> 2016, students found some difficulties when learning about vocabulary such as difficulties to memorize the word, pronounce the word, and the other problems when they study in the class teacher still as a teacher center. But the important problem is the teacher only teaches about vocabulary still use the classical method. Such as,

this is consist of make student difficult to students to easy understand when study about vocabulary.

Therefore, the teachers should have several tricks to make their students to motivated to learn English. Researcher will using one of model in cooperative learning. Researcher needed the strategy in this research. Strategy or technique can make student interest when the teacher giving material and also to avoid students will bored in this class.

One of the ways is the Group Investigation (GI) model. Group Investigation (GI), developed by Shlomo Sharan and Yael Sharan in 1992, is a general classroom organization plan in which students work in small group using cooperative inquiry, group discussion and cooperative palnning and projects.

One of that will used by the teacher to develop the students' ability in English is model. Through model there are so many advantages for students and teachers in learning process. The students can be more motivated and challanged. With using model provide language practice in various skills of speaking, listening, writing, and reading.

The reseacher will examines the students mastering of vocabulary through group investigation model because it have been shown to have advantages and effectiveness in learning vocabulary in various ways. Therefore, the role of group investigation model in teaching and learning vocabulary cannot be denied. However, in order to achieve the most important from vocabulary group investigation model, it is essential that suitable group investigation model are chosen.

One of the aims of teaching English is to enhance students to be able to understand English words which they might find in their environment. In fact, students often find problems in learning the words. So it needs more teacher's attention to make the transfer of the vocabulary process easier to grasp and more fun to learn. To do this hard job, teachers are hoped to have ingenuity in teaching by using any kind of teaching aids that already exist in their environment. One of those aids is using group investigation model. The researcher chooses group investigation model because group investigation model help and encourage many learners to sustain their interest and work. With group investigation model student can have a lot of fun and get rid off their tiresome during the lesson.

Based on the background above the research title is *The Effectiveness Of Group Investigation (GI) Model to Improve Vocabulary Students' at the First Grade SMAN 1 Galesong Selatan.*

#### **B. Research Problem**

Base on the previous statements, the researcher formulates problem satatemen that

1. Is the use of Group investigation (GI) model effective to improve students' vocabulary at the First Grade SMAN 1 Galesong Selatan?
2. Is there any significant difference between students' vocabulary comprehension taught by using Group Investigation (GI) model and conventional strategy at the First Grade SMAN 1 Galesong Selatan?

### **C. Research Objective**

Base on the formulated above, the objectives of the research can be specified that:

1. To find out the effective of Group Investigation (GI) Model to improve vocabulary students' at the First Grade SMAN 1 Galesong Selatan.
2. To find out there are any significant different achievement between student's vocabulary mastery before and after being taught using group investigation model at the First Grade SMAN 1 Galesong Selatan.

### **D. Research Significance**

#### 1. Theoretical Significance

This research will give about how to develop the vocabulary with use the group investigation model. This research is expected to use as reference for other researcher to conduct a research in English teaching-learning process. Hopefully, the result of this study is useful for students, teachers, and all of the readers.

#### 2. Practical significance

There are many significance of the research while can be usefull for:

##### a. For Teacher

Group investigation model can be used by the teacher to develop their teaching technique. Hopefully, the teacher can make student interest to subject and the pupil not bored in learning.



b. For Student

It will hope to make the First Grade SMAN 1 Galesong Selatan be more interest to subject and student can easy to understand when they learning about vocabulary.

c. For the Next Researcher

The researcher hopes it can be usefull for the readers particularly the students of English education department of UIN Alauddin Makassar to teaching.

**E. Research Scope**

This research will focus in process of teaching vocabulary. The scope of vocabulary material that the reseacher give is noun. Noun is the common vocabulary in the school and noun will study commonly in the text book. Which one restricted to identify vocabulary that find in school by using Group Investigation (GI) model in class X PIA 1 and at the First Grade SMAN 1 Galesong Selatan.

**F. Operational Definition of Terms**

This section, the researcher will give operational definition of tittle, there are some terms that are necessary to be explained to prevent misunderstanding of the reader at the concepts and ideas. They are as follows:

**1. Vocabulary**

Vocabulary is all of the word on the language specially English language. One of the key in language is vocabulary. Someone cannot use English language in comunication without you know the vocabulary.

Good (1973) states that Vocabulary as content and function word of language which are learned throughly so that become part of child's understanding, speaking, and later reading and writing vocabulary. It also means words having been heard or seen even though not produced by individual himself to communicate with others.

Nilawati (2009 : 9) says that Vocabulary is a central of language and of critical importance of typical language. Without sufficient vocabulary, people cannot communicate effectively or express his or her ideas in both oral written form. Therefore the students should have obtain vocabulary mastery.

## **2. *Group investigation model***

Group investigation model is a technique in that can use in giving material to students or learner. Which one in use this technique the teacher should divided student in some group.

According to Robert E. Slavin states that Group Investigation is a planning of common class setting where the students work in small group using cooperative question, group discussion, planning and project cooperative.

## **G. *Literature Review***

### **1. *Review of related findings***

Jumriatin (2013) in her research, "*The effectiveness of Cooperative Learning Type Group Investigation in Teaching Vocabulary; An Experimental Study at The Second Grade Students of SMA NW.Sukarara in Academic year 2013/2014*" concluded that this technique can be conclude that the Cooperative Learning Type Group Investigation (GI) has positive effect in teaching

vocabulary at the second Grade students of SMA NW Sukarara in academic year 2013/2014.

Rina Mayasari (2011) in her research "*The use of Group Investigation (GI) Model to Improve Students' Ability in Writing Skill on Analytical Exposition Text*". It can be conclude that Group Investigation (GI) model be used as alternative media in teaching writing especially in writing text type, in order that the students can write text more easily and more interested in writing activity.

Izzatul Mabruroh (2011) in her research "*The use of Group Investigation (GI) Method to Improve Students' Reading Ability in Descriptive Text*". It can be conclude that Group Investigation (GI) Method can be used by the teachers to improve students' ability in reading comprehension.

Based on the explanation above, the researcher concludes that using Group Investigation (GI) Model can be used improve students' writing skill, and reading and also Group Investigation (GI) model has positive effect in teaching Vocabulary. And for this research, the researcher will use Group Investigation (GI) model to teach Vocabulary students.

## 2. Some pertinent ideas

### a. The General Concept of Group Investigation

#### 1) Defenition of Group Investigation (GI) model

Robert E. Slavina stated that Group Investigation as follow;

“Group Investigation (GI) is a form of cooperative learning that dates back to John Dewey, but has been refined and researched in more recent years by Shlomo and Yael Sharan and Rachel Herts-Lazarowitz in Israel.”

Group Investigation (GI) model is one of cooperative learning method Which focused on student's participation and activity. the teacher who use this method firstly he/she divides the class into small heterogeneous groups. This group consists of four to five and may form around friendships or around an interest in a particular topic. Students select topic for study, then every group decides what subtopics are to be investigated as well as the goals of their study, and then prepare and present a report in front of class. The type demands to the student's abilities of communication or the group skill. Group Investigation (GI) model exercises the students to grow up their barain skill. The students as the folowers actively will show from the first step until the last step of the learning process.

Group Investigation (GI) model is Cooperative Learning in which students help define topics for study and then work together to complete their investigations. In Group Investigation ( GI) model students divides into four or five members with heterogeneities in each group. The group may form about

friendship form the students' group based on their friendship or the same interest, students are likely to feel more comfortable in their groups and possibly to share in similar working style.

The Group Investigation (GI) model involves students in planning both the topics for study and the ways to proceed with their investigations. Students choose the subject based on the topic given by teacher, the subject will be discussed in their group to make a draft, than arranged as composition text.

## 2) The Steps of Group Investigation (GI) Model

In Group Investigation (GI), pupils progress through six step. The steps of using Group Investigation (GI) model as follow;

- a) Topic selection, Student choose specific subtopics within a general problem area, usually described by the teacher. Students are placed into small two-to six member task oriented groups. Group composition is academically and ethnically heterogenous.
- b) Planning the investigation in group, in the second steps Students in each group and the teacher plans specific learning procedures, tasks and goals consistent with the subtopics of the problem selected in step1 ( first ).
- c) Implementation or crying out the investigation, typically this is the longest steps. Each group gathers information, review the subtopic, analyze or evaluate it, reach some conclusions and apply their share of new knowledge to the resolution of the group's reseacrh problem. Kinds of sources of information can be obtained both inside and outside the school.

- d) Preparing final project, students preparing final project, analyze and evaluate information obtained during step 3 (third) and must prepare a summary activity. It may be informed of plan their reports.
- e) Presentation of final project, each group in the class give an interesting presentation of the topics studied in order to get classmates involved in one another's work and to achieve a broad perspective on the topic. Group presentations are coordinated by the teacher.
- f) Evaluation, in cases where groups followed different aspects of the same topics, students and the teacher evaluate each group's contribution to the work of the class as a whole. Evaluation can include either individual or group assessment or both.

#### 1. The advantages of group investigation (GI) model

In group investigation, students not only work together but also help plan both the topics for the study and the investigation procedure used. Group investigation has many advantages:

- a. Providing a shared cognitive set of information between students.
- b. Motivating students to learn the material.
- c. Providing that students construct their own knowledge.
- d. Providing formative feedback.
- e. Developing social and group skills necessary for success outside the classroom, and
- f. Promoting positive interaction between members of different cultural and socio-economic groups.

## **b. The concept of Vocabulary**

### 1. Defenition of vocabulary

There are many defenitions of vocabulary proposed by some experts. It is very important for one to know what vocabulary is before discussing vocabulary mastery. Mastering a large number of vocabularies is very important for foreign language learners. Without mastering it, of course, foreign language learners will get some difficulties in developing the four language skill. Hatch and Brown (1995 : 1) states that, The term vocabulary refers to a list or set of words for particular language or a list of words that individual speakers of language use. Allen French (1983 : 4) says The choice in vocabulary selection and methods used in teaching vocabulary are important factors. It needs the process of learning in context to get the meaning of words Vocabulary is a fundamental component of second language profeciency; one of the primary goals of ;language learning is tknow the meanings of the words. It is neede to communicate succesfully in the second language. According to Hornby (1995 : 985) Vocabulary is the total number of the words (with their meani g and with rules for combining them) making up the language.

Form definition above, it can be concluded that vocabulary is the total numbers of words, a list or set of words in a particular language that a person knows or uses.

Vocabulary mastery is always being an essential part of English. Lewis and Hill (1990 : 12) states that Vocabulary mastery is important for the students It is more than grammar for communication purpose, particularly in the early stage

when students are motivated to learn the basic words. Without having proportional English Vocabulary, students will get some difficulties in using English. Vocabulary mastery can be measured by the requirements of generalization (being able to define words) and application (selecting an appropriate use of it). According Schmitt and McCharty (1997:326) receptive and productive knowledge may prove the only realistic way to measure depth of vocabulary knowledge. Receptive knowledge is words that the learners recognize and understand when they occur in a context. While productive knowledge relates to words which the learners understand, able to pronounce correctly and use constructively in speaking and writing. Madsen (1983:12) says that The purpose of vocabulary test is to measure the comprehension and production of words used in speaking or writing, further. It can be said that vocabulary mastery is a complete skill to understand the stock of words and their meanings of a particular language.

## **2. The Importance Vocabulary**

Vocabulary is one element of the language that should be learnt and taught. It will be hard to master the language without mastering or understanding a certain number of vocabularies. Vocabulary is the first step to be taught vbefore teaching other aspects of language. According to Zimmermin in Coady and Huckin (1997:5) Vocabulary is central to language and critical importance to the typical language learner.

Wilkins (1982:111) says that Language language without grammar very little can be conveyed; without vocabulary nothing can be conveyed It has to be



realized that the student's ability to read, to write, to listen, and to speak is conditioned by their vocabulary. In reading ability, vocabulary helps learners in comprehending the text. In writing, it helps them to expand their ideas based on the topic sentence that they want. In listening, they comprehend and understand what other person speaks. In speaking ability, vocabulary facilitates the learners to explain their ideas orally. Coady and Huckin (1997:5) states that Vocabulary is central and critical importance to typical language learner. It makes vocabulary becomes the basic element to master the four language skills, namely listening, speaking, reading and writing. Without having adequate vocabulary, a language learner will not be able to master the language skills. The meaning shows that vocabulary mastery has important roles in communication.

### 3. Types of Vocabulary

Some experts have classified types of vocabulary. According to Shepherd (1980 : 1) Classifies vocabulary into two kinds: a receptive vocabulary and expressive vocabulary (productive vocabulary). Further, he defines the receptive vocabulary as the words known when the learner listens and reads. The receptive vocabulary is also called a passive process because the learner only receives thought from others. In language application, the receptive vocabulary is considered as the basic vocabulary. Later, expressive vocabulary is defined as the words used when the learner speaks and writes. Harmer (1959) says that Active vocabulary refers to vocabulary that students have been taught or learnt and which the students will recognize when they meet then but which they will

probably not be able to produce. Hatch and Brown (1995) states that There are two kinds of vocabulary, namely receptive and productive vocabulary

a. Receptive Vocabulary

Receptive vocabulary is words that the learners recognize and understand when they occur in context, but which cannot produce correctly. It is vocabulary that the learners recognize when they see it in reading context but do not use it in speaking and writing. The receptive vocabulary is also called a passive process because the learner only receives thought from others. In language application, the receptive vocabulary is considered the basic vocabulary. It is much larger than productive vocabulary because there are many words recognized when the learner hears or reads but do not use when he speaks or writes.

b. Productive Vocabulary

Productive vocabulary is the words, which the learners understand, can pronounce correctly, and use constructively in speaking and writing. It involves what is needed for receptive vocabulary plus the ability to speak or write the appropriate time. Therefore, productive vocabulary can be addressed as an active process, because the learners can produce the words to express their thought to others.

4. Teaching and Learning Vocabulary

a. Vocabulary Strategy

It is important to know about learner's strategies. There are five essential steps in vocabulary learning that represent what learners must do (Hatch and Brown, 1995:373). The five steps are: (1) having sources for encountering new

words, (2) getting a clear image, either visual or auditory or both, for the forms of the new words, (3) learning the meaning of the words, (4) making a strong memory connection between the forms and meanings of the words, and (5) using the words. According to Schmitt and McCharty (1997) Taxonomy of vocabulary learning strategies divided into four groups

#### 1. Discovery Strategies

In this stage, when learners do not know the words, they must discover their meaning by guessing from structural knowledge of the language.

#### 2. Social Strategies

A second way to discover new meaning employs the social strategy of asking someone who knows. Teachers are often in this position. They can be asked to help in a variety of ways. They can be asked to help in a variety of ways; giving the L1 translation, giving a synonym, definition, and paraphrase.

#### 3. Memory Strategies

Most memory strategies involve relating the word to be retained with some previously learners' knowledge, using some form of imagery or grouping. The strategies used in this stage are pictures/imagery, related words, unrelated words, grouping and ect.

#### 4. Cognitive Strategies

Language strategies in this taxonomy are similar to memory strategies, but are not focused specially on manipulative mental processing; they include sorting, classifying, comparing, predicating, repeating and using mechanical means to study vocabulary.

## 5. Problems in Teaching and Learning Vocabulary

There are some problems in learning vocabulary faced by the students. The easy or difficulty of vocabulary items depends on a number of factors by (Roger 1995:43). They are:

### a. Similarity L1

The difficulty of vocabulary items often depends on how a similar item is in form and meaning to the students' first language. There are many examples of these: someone described as sensible in English will be understood sensitive by many European and if you say and embarrassed to a Spanish speaker, they may will think that you are expecting a baby.

### b. Similarity to English words already known

Once the students have some English words that relate to an English word that they are related to an English word that they are already familiar which is easier than one, which is not. For example, if students have already met the word *friendly*, they should be able to guess the meaning of *unfriendly*.

### c. Connotation

Connotation of the word is another difficult aspect the learners have to get to grip. For example, either *skinny* or *slim* could be used to describe someone who is *thin*. But these two words has very different in their connotation and by choosing one of them however; the speaker actually conveys a particular attitude. *Skinny* is negative connotation, while *slim* is positive connotation.

### d. Spelling and Pronunciation

The spelling of English word can cause problems for students who speak languages with very regular spelling systems. Particullar spelling patterns can also cause confusion where the pronunciation concerned. For example: *Through, though, tough.*

e. Multi-Word Items

A lexical item may consist of more than one word, as in a compound like *tennis shoes*, or *rally car* or a phrasal verb such as *to put some one up*.

f. Collocation

How a lexical item collocates can also cause difficulty. For example we say that people *injured* or *wounded* but things are *damaged*.

6. Techniques in Teaching Vocabulary

There are many kinds of techniques that can be applied in teaching vocabulary. Allen ( 1983) mentions some techniques of vocabulary teaching that can be prepared and choosen as follows:

a. Demonstration

The technique, which belongs to demostration, is gesture and action performing. The teacher can use real objects and command. Teacher may demonstrate the material using of real objects available in the classroom such as door, windows, clock, desk and etc. When use a command technique, teacher may ask student to do something such as touching the pen, pointing the picture and so on.

b. Visual aids

Visual means something visible. Teacher may use visual aids in the teaching of vocabulary to enable students to observe and identify the objects vividly. Beside that, visualization may interest the students in their learning vocabulary.

c. Verbal Explanation

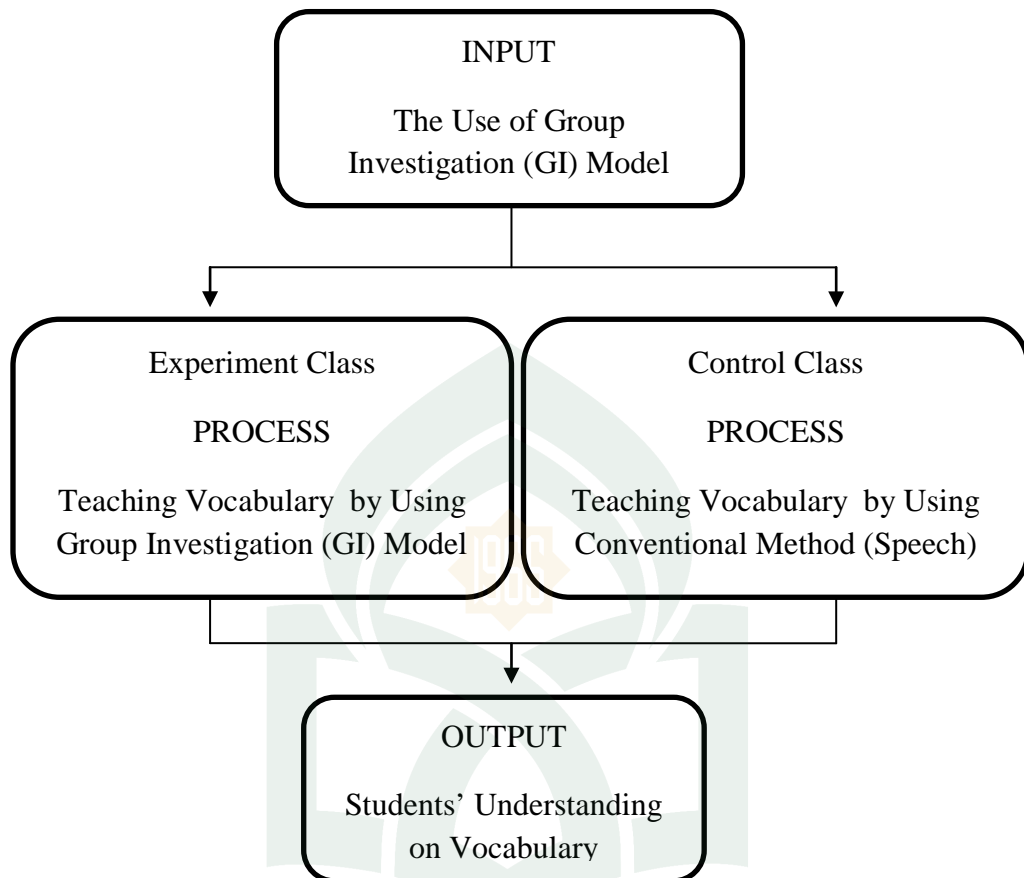
Verbal explanation can be carried out through definition and translation. Teacher can use explanation in the students' own language, definitions in simple English, and using vocabulary that students have already known to show the meaning (Allen 1983). For instance, the word 'umbrella' can be introduced by explaining what it looks like and when the people usually use it.

d. Word List

When using word list technique, teacher should pay attention to vocabulary selection. The words taught should relate and appropriate to the students need and relate to their level.

From all the explanation above, it can be conclude that vocabulary is stock of words used by a person or class.

## H. Theoretical Framework



*Figure. 1 framework*

Input refers to teaching method in both classes (experimental group and control group), and process refers to give treatment in teaching vocabulary using Group Investigation (GI) model in experimental group and teaching vocabulary by using conventional method in control group. The output refers to students' vocabulary after treatment.

## ***I. Hypothesis***

Based on problem statement presented by the reseacher, The hypothesis of this research is formulated as follows:

**H<sub>1</sub>:** The use of Group Investigation (GI) model is effective the students' Vocabulary at the First Grade SMAN 1 Galesong Selatan.

**H<sub>0</sub>:** The use of Group Investigation (GI) model is not effective the students' Vocabulary at the First grade SMAN 1 Galesong Selatan.

## ***J. Research Method***

### **1. Research Design**

The design of this research is quasi-experimental research. A Quasi-experiment is simply defined as not a true experiment. Since the main component of a true experiment is randomly assigned groups, this means a quasi-experiment does not have randomly assigned groups. According to Sugiyono (2009) stated that quasi experimental design is a study which is aimed at a discovering the influence of particular treatment. In this design, the experiment and control group is compared. In this case the researcher wants to know the significant effect of group investigation model to develop the students' vocabulary.



This is a model of Quasi-Experimental design, exactly Non-equivalent Control Group design:

E	O <sub>1</sub>	X	O <sub>2</sub>
—————			
C	O <sub>3</sub>	-	O <sub>4</sub>

Explanation:

E : Experimental class

C : Control class

O<sub>1</sub> : Pretest in experimental class

O<sub>2</sub> : Pretest in control class

X : Treatment for experimental class by using *group investigation (GI)* model

O<sub>3</sub> : post test in experimental class

O<sub>4</sub> : post test in control class

UNIVERSITAS ISLAM NEGERI

ALAUDDIN  
M A K A S S A R

(Adapted from Sugiyono, 2010)

## 2. Research Variable

A variable is defined as anything that has a quantity or quality that varies. The kinds of variable related to research consisted of independent and dependent variable. Arikunto (2006) mentions that Independent variable is the variable that was influenced by another variable to achieve what is expected by researcher; whereas, the dependent variable is the result that is expected through the implementation of the independent variable.

a. Independent variable

According to Schreiber & Asner-Self (2011:152) states that Independent variable is a variable that is stated to cause some outcome; it is the cause. In this research, the independent variable is Group Investigation (GI) model, which is the teaching aids that help the students to increase their vocabulary. Independent variable will be affected dependent variable.

b. Dependent variable

According to Schreiber & Asner-Self (2011:152) states that dependent variable is the outcome of the dependent variable; it is the effect. In this research that consist of dependent variable is vocabulary students. Dependent variable is affected by independent variable.

**K. Population and Sample**

1. Population

Miller (2005: 45) says that Population is the term used in statistics to refer to all positive objects of a particular type.

According to Creswell (2012:142) states that Population or target population as a group of individuals who have the same characteristic with are some commonn defining characteristic that the researcher can identify and study  
The population of this research will the whole students at X classes of the First Grade SMAN 1 Galesong Selatan of 2017/2018 the population consist of twelve classes, class X PIA 1, X PIA 2, X PIA 3, X PIA 4, X PIA 5, X PIA 6, X PIS 1, X PIS 2, X PIS 3, X PIS 4, X PIS 5, X PIB. The total of population is 400 students.

## 2. Sample

Richards, et al, (1992:321) states that Sample is any group of individual, which selected to present a population.

This research will be using purposive sampling because the studying is already determine by the school system and to make it easy for the reseacher as well. The reearcher will choose class X PIA 1 as the experimental class because average value of students' under assessment standars and class X PIA 2 as the control class because in this class the average value of their students' be better. Each of the classes consists of 20 students, therefore the total number of students are 40.

### ***L. Research Instrument***

The instrument of the research use two kinds ; multiple choice, and matching test. Multiple choices are 15 items with four options namely a,b,c,d. Picture and matching test consist of 10 items of question. It is use to find out description about students' vocabulary in Pre-test or post-test. The pre-test conducted to find out the students' prior knowledge of English vocabulary. While the post- test perform to find out development of the students' vocabulary after learning group investigation (GI) model. The question contents of the pre-test and post-test are the same.

### ***M. Data Collection Procedure***

To collect the data of this study. The writer used method of data collection as follows:

#### **1. Pre-test**

Pre-test will be the first method of data gathering that will be used by the researcher. Pre-test aimed at knowing the students' vocabulary ability. Before having treatment, the test conducted by the researcher.

#### **2. Treatment**

After pre-testing the samples will be treated/ taught by using group investigation model. They tested using a post-test by using the same item as pre-test.

#### **3. Post-test**

In this part, after the students treated by group investigation model. The researcher delivered a test to all of students as the sample and asked them to do the test individually carefully on certain given time. Finally, the students' paper sheet submitted and the students' results were treated as the data of the study. The test is similar to the pre-test.

**N. Technique of data analyses**

The quantitative data will be analyzed as follows:

1. The formula will be used in scoring the students' correct answers is

$$\text{score} = \frac{\text{Student correct answer}}{\text{Total number of items}} \times 100$$

(adopted from depdikbud in Sukirman 2010:36)

2. The Classification of students' score

No.	Score	Criteria
1.	90 – 100	Excellent
2.	80 – 89	Very good
3.	70 – 79	Good
4.	60 – 69	Fairly good
5.	50 – 59	Fairly
6.	40 – 49	Poor
7.	40	Very poor

( Depdiknas, 2005)

3. Calculating the mean score of the students' answer by using the following formula:

$$\bar{X} = \frac{\sum X}{N}$$

Where,

- $\bar{X}$  = mean score  
 $\sum X$  = the sum of all scores  
 $N$  = the total number of subject

(Gay, 1981: 320)

4. To illuminate the statistically data a research analysis data quantity using following the formula:

$$P = \frac{F}{N} \times 100$$

Where :

- $P$  = persentage  
 $F$  = number of correct frequency  
 $N$  = total number of sample

(Arikunto, 1993)

5. Finding out the standard deviation by applying this formula:

$$SD = \sqrt{\frac{SS}{N-1}}$$

(Gay, 1981:321)

Where :

- $SD$  = standard deviation  
 $SS$  = the sum of square

$N$  = total number of the subjects

6. The formula used in finding out the difference between students' score in pre-test and post-test.

$$t = \frac{\bar{x}_1 - \bar{x}_2}{\sqrt{\left(\frac{SS_1 + SS_2}{n_1 + n_2 - 2}\right) \left(\frac{1}{n_1} + \frac{1}{n_2}\right)}}$$

(Gay, 1981: 349)

Where:

$t$  = Test of significance

$\bar{x}_1$  = Mean score of experimental group

$\bar{x}_2$  = Mean score of controlled group

$SS_1$  = Sum square of experimental group

$SS_2$  = Sum square of controlled group

$n_1$  = Number of students of experimental group

$n_2$  = Number of students of controlled group

## BIBLIOGRAPHY

- Allen, Virginia. *Technique in Teaching Vocabulary*. Oxford: Oxford University Press.
- Arista, Sri Devi. *1 Jam Menguasai Vocabulary Bahasa Inggris Secara Otodidak*. Lembar Pustaka Indonesia. 2015.
- Arikunto, Suharsimi. *Prosedur Penelitian Suatu Pendekatan Praktek*. Jakarta: Reineka Cipta. 2006.
- Brown, H., Douglas. *Language assessment. and classroom practices*. U.S.A: Pearson Education. 2014.
- Harmer, Jeremy. *How to teach English. England*. Pearson Education limited. 1998
- Mabruroh, Izzatul. *The use of Group Investigation (GI) Method to Improve Students' Reading Ability in Descriptive Text*. Thesis: IAIN Walisongo Semarang 2011. Downloaded on November 17<sup>th</sup> 2016
- Mayasari, Rina. *The use of Group Investigation (GI) Model to Improve Students' Ability in Writing Skill on Analytical Exposition Text*. Thesis: IAIN Walisongo Semarang 2012. Downloaded on November 22<sup>th</sup> 2016
- McCarthy, Michael. *Vocabulary Oxford*. Oxford University Press. 1990.
- Richards, Jack C. and Rodgers, Theodore S. *Approach and methods in Language Teaching*. Cambridge: Cambridge University Press. 1986
- Richards, Jack C and Renandya Willy A. *Methodology in Language Teaching*. New York : Cambridge University Press. 2002
- Slavin E, Robert. *Cooperative Learning: Theory Research and Practice*. London: Allyn and Bacon, 1995.
- Sugiyono. *Metode Penelitian Pendidikan*. Edisi Kedua. Alfabeta, 2015.
- Sugiyono. *Metode Penelitian Pendidikan: Pendekatan Kuantitatif, Kualitatif, dan R&D*. Cet. XXII, Bandung. Alfabeta. 2015.
- Sugiyono. *Cara Mudah Menyusun Skripsi, Tesis, dan Disertasi*. Cet. II; Bandung: Alfabeta. 2014.




Sugiyono, *Metode Penelitian Bisnis: Pendekatan Kuantitatif, Kualitatif, dan R&D*. Bandung: Alfabeta, 2009.

Sugiyono, *Metode Penelitian Pendidikan: Pendekatan Kuantitatif, Kualitatif, dan R&D*. Cet. X; Bandung: Alfabeta, 2010.

Sukirman. *The ability of the fifth semester Students of English Language and Literature Department at Alauddin Islam State University Makassar in Analyzing Sentence in Reading Text Using Cooperative Learning*. Graduating Paper. Makassar: UIN Alauddin. 2010.

Wallace, L; Marry. *Vocabulary Building and Word Study*. New York: Mc. Graw-Hill Book Company. 1982

Wilkins, D. A. *Linguistic in Language Teaching*. London: The English Language Book Society. UK. 1972.



UNIVERSITAS ISLAM NEGERI  
**ALAUDDIN**  
M A K A S S A R

## APPENDIX II

The test results of students' pretest are calculated in the following table:

Number of Respondents	Experimental Class		Control Class	
	X	X <sup>2</sup>	X	X <sup>2</sup>
1.	64	4096	68	4624
2	64	4096	60	3600
3	68	4624	60	3600
4	44	1936	70	4900
5	64	4096	56	3136
6	44	1936	72	5184
7	60	3600	52	2704
8	52	2704	70	4900
9	68	4624	70	4900
10	84	7056	64	4096
11	60	3600	80	6400
12	72	5184	68	4624
13	52	2704	92	8464
14	68	4624	96	9216
15	64	4096	72	5184
16	80	6400	74	5476
17	44	1936	56	3136
18	48	2304	68	4624
19	52	2704	56	3136
20	56	3136	36	1296
<b>∑</b>	<b>1208</b>	<b>75456</b>	<b>1340</b>	<b>93200</b>
Average	<b>60,4</b>		<b>67</b>	

Where:

$\Sigma$  : Sum of each datum

Average : Mean score

The test results of students' post – test are calculated in the following table:

Number of Respondents	Experimental Class		Control Class	
	X	X <sup>2</sup>	X	X <sup>2</sup>
1	84	7056	72	5184
2	76	5776	68	4624
3	84	7056	84	7056
4	76	5776	56	3136
5	88	7744	88	7744
6	64	4096	72	5184
7	88	7744	76	5776
8	80	6400	80	6400
9	96	9216	64	4096
10	80	6400	60	3600
11	72	5184	76	5776
12	72	5184	72	5184
13	80	6400	56	3136
14	84	7056	84	7056
15	80	6400	56	3136
16	84	7056	48	2304
17	72	5184	84	7056
18	76	5776	76	5776
19	80	6400	72	5184
20	96	9216	40	1600
<b>Σ</b>	<b>1612</b>	<b>131120</b>	<b>1384</b>	<b>99008</b>
<b>Average</b>	<b>80.6</b>		<b>69.2</b>	

## APPENDIX IV

### The Mean Score of Experimental and Controlled Class

#### A. Experimental Class

1. Pre-test

$$\begin{aligned}\bar{X}_1 &= \frac{\sum X}{N} \\ &= \frac{1204}{20} \\ &= \mathbf{60.2}\end{aligned}$$

2. Post-test

$$\begin{aligned}\bar{X}_1 &= \frac{\sum X}{N} \\ &= \frac{1612}{20} \\ &= \mathbf{80.6}\end{aligned}$$

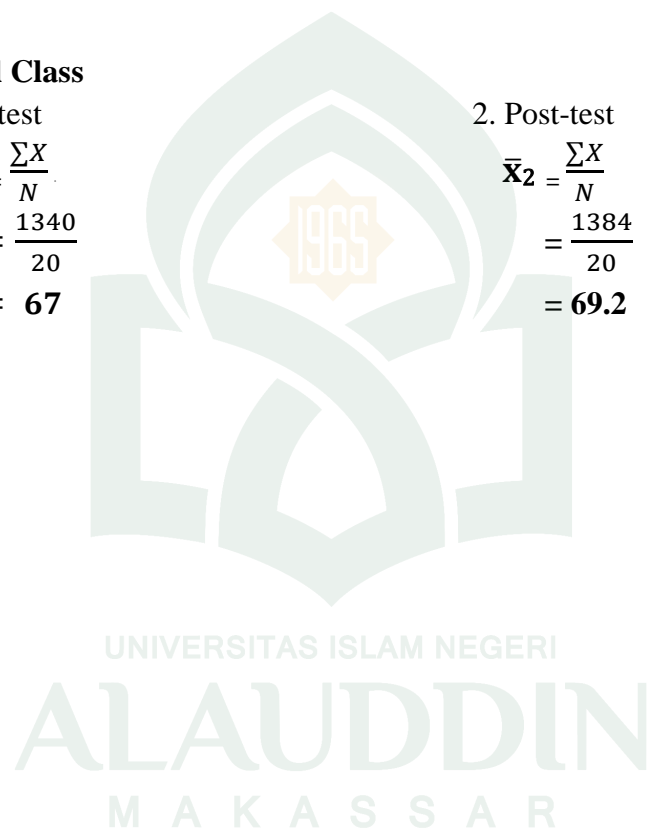
#### B. Control Class

1. Pre-test

$$\begin{aligned}\bar{X}_2 &= \frac{\sum X}{N} \\ &= \frac{1340}{20} \\ &= \mathbf{67}\end{aligned}$$

2. Post-test

$$\begin{aligned}\bar{X}_2 &= \frac{\sum X}{N} \\ &= \frac{1384}{20} \\ &= \mathbf{69.2}\end{aligned}$$



### APPENDIX III

#### The Standard Deviation and T-Test of Experimental and Control Class in pre-test

##### 1. Standard Deviation of Pre-test in Experimental Class

$$SD = \sqrt{\frac{SS}{N-1}}, \text{ where } SS = \sum X^2 - \frac{(\sum X)^2}{N}$$

SD = Standard Deviation

$\sum$  = Total Row Score

N = Total Number Of he Student

$$SS = \sum X^2 - \frac{(\sum X)^2}{N}$$

$$70832 - \frac{1208^2}{20}$$

$$70832 - \frac{1459264}{20}$$

$$70832 - 72963.2$$

$$SS1 = -2131.2$$

$$SD = \sqrt{\frac{SS}{N-1}}$$

$$SD = \sqrt{\frac{-2131.2}{20-1}}$$

$$= \sqrt{\frac{-2131.2}{19}}$$

$$= \sqrt{-112.17}$$

$$SD = -10.59$$

## 2. Standard Deviation of Pre-test in Control Class

$$SD = \sqrt{\frac{SS}{N-1}}, \text{ where } SS = \sum X^2 - \frac{(\sum X)^2}{N}$$

$$SS = \sum X^2 - \frac{(\sum X)^2}{N}$$

$$88100 - \frac{(1350)^2}{20}$$

$$88100 - \frac{1822500}{20}$$

$$96404 - 91125$$

$$SS = -3025$$

$$SD = \sqrt{\frac{SS}{N-1}}$$

$$SD = \sqrt{\frac{-3025}{20-1}}$$

$$= \sqrt{\frac{-3025}{19}}$$

$$= \sqrt{-159.21}$$

$$SD = -12.62$$

## 3. T-test in the pre-test

$$t = \frac{\bar{x}_1 - \bar{x}_2}{\sqrt{\left(\frac{SS_1 + SS_2}{n_1 + n_2 - 2}\right) \left(\frac{1}{n_1} + \frac{1}{n_2}\right)}}$$

$$t = \frac{60.4 - 67.5}{\sqrt{\left(\frac{(-2131.2) + (-3025)}{20 + 20 - 2}\right) \left(\frac{1}{20} + \frac{1}{20}\right)}}$$

$$t = \frac{60.4 - 67.5}{\sqrt{\left(\frac{-5156.2}{38}\right) \left(\frac{2}{20}\right)}}$$

$$t = \frac{60.4 - 67.5}{\sqrt{(-71.84) \cdot (0.08)}}$$

$$t = \frac{60.4 - 67.5}{\sqrt{(161.13) \cdot (0.1)}}$$

$$t = \frac{-7 - 1}{-4.01}$$

$$t = 1.77$$



**The Standard Deviation and T-Test of Experimental and Control Class in Post-test**



**1. Standard Deviation of Post-test in Experimental Class**

$$SD = \sqrt{\frac{SS}{N-1}}, \text{ where } SS = \sum X^2 - \frac{(\sum X)^2}{N}$$

$$SS = \sum X^2 - \frac{(\sum X)^2}{N}$$
$$131120 - \frac{(1612)^2}{20}$$
$$117568 - \frac{2598544}{20}$$
$$131120 - 129927.2$$
$$SS1 = 1192.8$$

$$SD = \sqrt{\frac{SS1}{N-1}}$$
$$SD = \sqrt{\frac{1192.8}{20-1}}$$
$$= \sqrt{\frac{1192.8}{23}}$$
$$= \sqrt{62.77}$$
$$SD = 7.92$$



**2. Standard Deviation of Post-test in Control Class**

$$SD = \sqrt{\frac{SS}{N-1}}, \text{ where } SS = \sum X^2 - \frac{(\sum X)^2}{N}$$

$$SS = \sum X^2 - \frac{(\sum X)^2}{N}$$

$$99008 - \frac{(1384)^2}{20}$$

$$99008 - \frac{1915456}{20}$$

$$99008 - 95772.8$$

$$SS = 3235.2$$

$$SD = \sqrt{\frac{SS}{N-1}}$$

$$SD = \sqrt{\frac{3235.2}{20-1}}$$

$$= \sqrt{\frac{3235.2}{19}}$$

$$= \sqrt{170.27}$$

$$SD = 13.04$$



### 3. T-test in the post-test

$$t = \frac{\bar{x}_1 - \bar{x}_2}{\sqrt{\left(\frac{SS_1 + SS_2}{n_1 + n_2 - 2}\right) \left(\frac{1}{n_1} + \frac{1}{n_2}\right)}}$$

$$t = \frac{80.6 - 69.2}{\sqrt{\left(\frac{1192.8 + 3235.2}{20 + 20 - 2}\right) \left(\frac{1}{20} + \frac{1}{20}\right)}}$$

$$t = \frac{11.4}{\sqrt{(116.52)(0.1)}}$$

$$t = \frac{11.4}{\sqrt{(11.652)}}$$

$$t = \frac{11.4}{3.41}$$

$$t = 3.34$$



**APPENDIX I**  
**LESSON PLAN**  
**LESSON PLAN 1**  
1<sup>st</sup> Meeting

Subject	: Vocabulary
Level	: Senior High School
Class	: PIA 1
Topic	: Things near you
Time Allocation	: 2 x 30 menit
Method/Technique	: Group Investigation Model

**1. Standard Competence**

- Students are able to know vocabulary that correlated with sub topic should be known the word class of word.
- Students are able to memorize the words.

**2. Basic Competence**

- Students are able to know the vocabulary based on the sub topic.
- Students are able to present in front of the class about the vocabulary related with daily activity.

**3. Teaching Procedure:**

**a. First Activity**

- Greeting/Recognizing.
- The teacher/Researcher takes attendance list and read the student name.
- The teacher/researcher give motivation.
- Recognizing about the material.

**b. Initial Activity**

- The teachers give students some sub topics ( There are Five sub topics that teacher given).
- The teacher provides the rules and explains about the material.
- The teacher divides the students into five group.
- Each group will choose one of the sub topics.
- Students will start to investigate the vocabulary base on the sub topic appropriate what they choose.
- Each student will present in front of the friends and which the first group that present is that choose sub topics about Things near you.

**c. Final Activity**

- The teacher/researcher and the students drill the vocabularies
- The students do their assignment individually based on the teacher's instruction.
- The teacher will give suggestion and conclusion.

**4. Assesment**

Write 15 and the meaning New Words that have you get today



**APPENDIX**  
**LESSON PLAN**  
**LESSON PLAN 2**  
**2<sup>st</sup> Meeting**

Subject	: Vocabulary
Level	: Senior High School
Topic	: What You Wear in School
Time Allocation	: 2 x 30 menit
Method/Technique	: Group Investigation Model

**1. Standard Competence**

- Students are able to know vocabulary that correlated with sub topic should be known the word class of word.
- Students are able to memorize the words.

**2. Basic Competence**

- Students are able to know the vocabulary based on the sub topic.
- Students are able to present in front of the class about the vocabulary related with daily activity.

**3. Teaching Procedure:**

**a. First Activity**

- Greeting/Recognizing.
- The teacher/Researcher takes attendance list and read the student name.
- The teacher/researcher give motivation.
- Recognizing about the material.

**b. Initial Activity**

- The teachers give students some sub topics ( There are Five sub topics that teacher given).
- The teacher provides the rules and explains about the material.
- The teacher divides the students into five group.
- Each group will choose one of the sub topics.
- Students will start to investigate the vocabulary base on the sub topic appropriate what they choose.
- Each student will present in front of the friends and which the first group that present is that choose sub topics about What You Wear in School .

**c. Final Activity**

- The teacher/researcher and the students drill the vocabularies
- The students do their assignment individually based on the teacher's instruction.
- The teacher will give suggestion and conclusion.

**d. Assesment**

Write 15 and the meaning New Words that have you get today



**APPENDIX**  
**LESSON PLAN**  
**LESSON PLAN 3**  
**3<sup>st</sup> Meeting**

Subject	: Vocabulary
Level	: Senior High School
Topic	: Things in The Class
Time Allocation	: 2 x 30 menit
Method/Technique	: Group Investigation Model

**1. Standard Competence**

- Students are able to know vocabulary that correlated with sub topic should be known the word class of word.
- Students are able to memorize the words.

**2. Basic Competence**

- Students are able to know the vocabulary based on the sub topic.
- Students are able to present in front of the class about the vocabulary related with daily activity.

**3. Teaching Procedure:**

**a. First Activity**

- Greeting/Recognizing.
- The teacher/Researcher takes attendance list and read the student name.
- The teacher/researcher give motivation.
- Recognizing about the material.

**b. Initial Activity**

- The teachers give students some sub topics ( There are Five sub topics that teacher given).
- The teacher provides the rules and explains about the material. The teacher divides the students into five group.
- Each group will choose one of the sub topics.
- Students will start to investigate the vocabulary base on the sub topic appropriate what they choose.



- Each student will present in front of the friends and which the first group that present is that choose sub topics about Things in The Class.

**c. Final Activity**

- The teacher/researcher and the students drill the vocabularies
- The students do their assignment individually based on the teacher's instruction.
- The teacher will give suggestion and conclusion.

**4. Assesment**

Write 15 and the meaning New Words that have you get today



**APPENDIX**  
**LESSON PLAN**  
**LESSON PLAN 4**  
**4<sup>st</sup> Meeting**

Subject	: Vocabulary
Level	: Senior High School
Topic	: Parts of The School
Time Allocation	: 2 x 30 menit
Method/Technique	: Group Investigation Model

**1. Standard Competence**

- Students are able to know vocabulary that correlated with sub topic should be known the word class of word.
- Students are able to memorize the words.

**2. Basic Competence**

- Students are able to know the vocabulary based on the sub topic.
- Students are able to present in front of the class about the vocabulary related with daily activity.

**3. Teaching Procedure:**

**a. First Activity**

- Greeting/Recognizing.
- The teacher/Researcher takes attendance list and read the student name.
- The teacher/researcher give motivation.
- Recognizing about the material.

**b. Initial Activity**

- The teachers give students some sub topics ( There are Five sub topics that teacher given).
- The teacher provides the rules and explains about the material. The teacher divides the students into five group.
- Each group will choose one of the sub topics.
- Students will start to investigate the vocabulary base on the sub topic appropriate what they choose.

- Each student will present in front of the friends and which the first group that present is that choose sub topics about parts of the school.

**c. Final Activity**

- The teacher/researcher and the students drill the vocabularies
- The students do their assignment individually based on the teacher's instruction.
- The teacher will give suggestion and conclusion.

**4. Assesment**

Write 15 and the meaning New Words that have you get today



**APPENDIX**  
**LESSON PLAN**  
**LESSON PLAN 5**  
**5<sup>st</sup> Meeting**

Subject	: Vocabulary
Level	: Senior High School
Topic	: Things in the School outside the class
Time Allocation	: 2 x 30 menit
Method/Technique	: Group Investigation Model

**1. Standard Competence**

- Students are able to know vocabulary that correlated with sub topic should be known the word class of word.
- Students are able to memorize the words.

**2. Basic Competence**

- Students are able to know the vocabulary based on the sub topic.
- Students are able to present in front of the class about the vocabulary related with daily activity.

**3. Teaching Procedure:**

**a. First Activity**

- Greeting/Recognizing.
- The teacher/Researcher takes attendance list and read the student name.
- The teacher/researcher give motivation.
- Recognizing about the material.

**b. Initial Activity**

- The teachers give students some sub topics ( There are Five sub topics that teacher given).
- The teacher provides the rules and explains about the material. The teacher divides the students into five group.
- Each group will choose one of the sub topics.
- Students will start to investigate the vocabulary base on the sub topic appropriate what they choose.

- Each student will present in front of the friends and which the first group that present is that choose sub topics about things in the school outside the class.

**c. Final Activity**

- The teacher/researcher and the students drill the vocabularies
- The students do their assignment individually based on the teacher's instruction.
- The teacher will give suggestion and conclusion.

**4. Assesment**

Write 15 and the meaning New Words that have you get today



APPENDIX  
Research Instrument

Pre-test

---

## *Research instrument*



*The Effectiveness Group Investigation (GI) Model to Improve Students' Vocabulary at the First Grade of SMA Negeri 1 South Galesong*

<b>Name</b> :		<b>Score</b>
<b>Class</b> :		
<b>Id Number</b> :		

**Direction:**

1. This research instrument (pre-test/post-test) is administered in order to find out students' vocabulary skill performance of the SMA Negeri 1 South Galesong.
2. before the application of Group Investigation (GI) Model to improve the students' vocabulary mastery.
3. This pre-test will not take any effect on your grading point at any courses you are taking in the semester.
4. Please answer this pre-test carefully and independently.
5. This pre-test will be administered for around 20 to 30 minutes.
6. During the test, you are not allowed to use dictionary.

**A. Multiple Choice**

**Choose the best answer by crossing (X) a, b, c, d!**

1. Please open the ...!
  - a. Class
  - b. Door
  - c. Pen
  - d. Table
2. One of forty the students in this ... is chosen as the chairman of the class.
  - a. Students
  - b. Classroom
  - c. Class
  - d. Chairman
3. Students need a ... to write
  - a. Book
  - b. Pen
  - c. eraser
  - d. Bag

4. What is students need to write in whiteboard?
  - a. Pencil
  - b. Pen
  - c. Marker
  - d. Eraser
5. Where is the students usually save the bag?
  - a. Drawer
  - b. Chair
  - c. Floor
  - d. Window
6. Which one that consist of vocabulary at the school?
  - a. Restaurant
  - b. Cafeteria
  - c. Traffic jump
  - d. Bank
7. Who does teach students in the school?
  - a. Farmer
  - b. Police
  - c. Teacher
  - d. Nurse
8. I wear ... school when I go to school
  - a. Uniform
  - b. Sliper
  - c. Bookmark
  - d. Textbook
9. Which one usually you can found at the class, Except
  - a. Marker
  - b. Spoon
  - c. Eraser
  - d. Bag
10. Which one you can found at the class?
  - a. Marker
  - b. spoon
  - c. Cup
  - d. Knife

**What is the meaning the underline word below:**

11. Flagpole
  - a. Tiang bendera
  - b. Lemari
  - c. laci
  - d. Kunci
12. Football Field
  - a. Lapangan Volly
  - b. Lapangan Basket
  - c. Lapangan Bola
  - d. Tenis Meja
13. Lesson schedule
  - a. Jadwal mata pelajaran
  - b. Jadwal kebersihan
  - c. Jadwal piket
  - d. Jadwal Kultum
14. Trouser
  - a. Rok
  - b. Baju
  - c. Celana
  - d. Celana Panjang
15. Bookmark
  - a. Pembatas Buku
  - b. Pembatas Kertas
  - c. Buku Tulis
  - d. Buku Catatan

**B. Matching word**

**Match the words in the left side with the Meaning on the right side!**

- |                 |                         |
|-----------------|-------------------------|
| 16. Headmaster  | 16. Kantin              |
| 17. Broom       | 17. Spidol              |
| 18. Desk        | 18. Perpustakaan        |
| 19. Duster      | 19. Lapangan            |
| 20. Library     | 20. Kaos kaki           |
| 21. Square      | 21. Sapu                |
| 22. School yard | 22. Kepala sekolah      |
| 23. Marker      | 23. Penghapus           |
| 24. Socks       | 24. Meja (bangku) tulis |
| 25. Cafeteria   | 25. Halaman sekolah     |





## Key Answer Instrument of the Research on the Pre-test

### A. Multiple Choice

1. B
2. C
3. B
4. C
5. D
6. B
7. C
8. A
9. B
10. B
11. A
12. C
13. A
14. D
15. A

### B. Matching word

- 16.16-22
- 17.17-21
- 18.18-24
- 19.19-23
- 20.20-18
- 21.21-19
- 22.22-25
- 23.23-17
- 24.24-20
- 25.25-16



## CHAPTER IV

### FINDINGS AND DISCUSSION

This chapter describes both the findings and the discussions of this research.

#### A. Findings

Findings of the study deal with the presentation rate of the students' score obtained from the test to find the mean score, standard deviation, test of significance, and hypothesis testing.

##### 1. The Classification of Students' Pre-test Scores in Experimental and Control Class.

The next page table show the distribution of frequency and percentage of final score of students' vocabulary at the second grade of SMAN 1 Galesong Selatan in pre-test and post-test experimental class.

**Table 1**  
The distribution of frequency and percentage score of  
experimental class in pre-test

No	Classification	Score	Frequency	Percentage
1.	Very Good	91-100	0	0%
2.	Good	76-90	2	10%
3.	Fair	61-75	8	40%
4.	Poor	51-60	5	25%
5.	Very Poor	Less than 50	5	25%
<b>Total</b>			<b>20</b>	<b>100%</b>

Table above shows the rate percentage of score of experimental class in pre-test from 20 students, there were 5 (25 %) of the students obtained very good. There were 5 (25%) students obtained poor, there were 8 (40%) students obtained fair and there were 2 (10%) students good.

**Table 2**

The distribution of frequency and percentage score of Control class in pre-test

No	Classification	Score	Frequency	Percentage
1.	Very Good	91-100	0	0%
2.	Good	76-90	3	15%
3.	Fair	61-75	10	50%
4.	Poor	51-60	6	30%
5.	Very Poor	Less than 50	1	5%
<b>Total</b>			<b>20</b>	<b>100%</b>

Table 2 shows the percentage of score of control class in pre-test from 20 students, none of the students obtained very good score. There were students 3 (15%) obtained good score, 15 (60%) students obtained fair score, 6 (30%) students obtained poor score and 1 (5%) students obtained very poor score.

Based on the table 1 and 2, it can be concluded that the rate percentage in pre-test for experimental class was lower than the rate percentage for control class.

## 2. The Classification of Students' Post-test Scores in Experimental and Control Class.

Following the table shows the distribution of frequency and percentage of final score of teaching vocabulary at the second grade of sman 1 Galesong Selatan in post-test for experimental class and control class.

**Table 3**

The distribution of frequency and percentage score of Experiment class score in post-test

No	Classification	Score	Frequency	Percentage
1.	Very Good	91-100	2	10%
2.	Good	76-90	14	70%
3.	Fair	61-75	4	20%
4.	Poor	51-60	0	0%
5.	Very Poor	Less than 50	0	0%
<b>Total</b>			<b>20</b>	<b>100%</b>

The rate percentage of score of experimental class in post-test from 20 students as table 3 above shows that there were 2 (10%) students obtained very good score, 14 (70%) students obtained Good score, 4 (20%) students obtained fairly score.

**Table 4**

The distribution of frequency and percentage score of  
Control class score in post-test

<b>No</b>	<b>Classification</b>	<b>Score</b>	<b>Frequency</b>	<b>Percentage</b>
1.	Very Good	91-100	0	0%
2.	Good	76-90	8	40%
3.	Fair	61-75	6	30%
4.	Poor	51-60	4	20%
5.	Very Poor	Less than 50	2	10%
<b>Total</b>			<b>20</b>	<b>100%</b>

The rate percentage of score of Control class in post-test from 20 students as table 4 above shows that there were 8 (40%) students obtained good score, 6 (30%) students obtained fair score, 4 (20%) students obtained poor score and 2 (10%) students obtained very poor score.

Based on result above, it can be concluded that the rate percentage in post-test for experimental class was higher than rate percentage control class score.

### 3. Mean Score and Standard Deviation of Experimental Class and Control Class

#### a. The Mean Score of Pre – test and Standard Deviation In

**Table 5**

The Mean Score and Standard Deviation of Experimental and Control Class

Class	Pre-test		Post-test	
	Mean Score	Standard Deviation	Mean Score	Standard Deviation
Experimental	60.4	10.59	80.6	7.92
Control	67	12.62	69.2	13.05

The table above indicated the mean score of Experimental class in the pre-test was 60.4 and the standard deviation was 10.59 and the mean score of the Control class in the pre-test was 67 and the standard deviation was 12.62. While the mean score of experimental class in post-test was 80.6 and the standard deviation was 7.92 and the mean score of control class in the post-test was 69.2 and its standard deviation was 13.05. It can be concluded from both of the classes ; the experimental class obtained the higher mean score in the post-test than the control class..

#### 4. Test of Significance Testing

The significant score between experimental and control class can be calculated by using t-test. The result of the t-test can be seen in table 6 as follows:

**Table 6**

The T-test of Students' Achievement

<b>Variable</b>	<b>t-test</b>	<b>t-table</b>
$X_1 - X_2$	3.34	2.00

Table 6 showed the result of test of significance testing. For the level of significance ( $p$ ) 0, 05 and the degree of freedom ( $df$ )  $(N_1 + N_2) - 2 = (20 + 20) - 2 = 38$ , showed that the value of the t-test was higher than t-table. The result of the test clearly showed that there was a significant difference between the students' score in the experimental and control class after the treatment Group Investigation method. It indicated that the Group Investigation method was effective in improving the students' Vocabulary mastery. It meant  $H_0$  was rejected and  $H_1$  was accepted because the t-test was higher than t-table ( $3.34 > 2.00$ ). Therefore, the hypothesis of the research was accepted.

### **B. Discussion**

Group investigation (GI) Model was a suitable method applied in the classroom in teaching vocabulary. This method help the students to learn a new word and they can write much vocabulary that related with the theme then it could help student to remind information that they got before and their information to connect with the topic. They worked together with their friends in pairs by doing collaboration in making summary that their investigate, and they took turns talking disclose summary that they made. It is respond as a speaker and listener. So it can be

being them more active and creative participation and involvement of the subjects under study.

In this study, several things have been inferred logically. First, for both of classes, they were inclined to have similar problems, they had lack vocabulary. For example when they were conducting a pre-test, the most of them difficult to answer the test. Second, the subjects in Experimental class show their big desire in learning process. For instance, they were enthusiastic in learning process; they built creativity to write much vocabulary that related with the topic. Third, students in Experimental class show their improvement after applied the Group Investigation (GI) Model.

Analysis of the mean score gap in the post-test between the Experimental and control ensures if the approach used was effective. The mean score of the Experimental class was 80.6 and 69.2 for Control class. It means the gap of the students' score of the Experimental and Control class was 11.4. The explanation of the gap between the two classes indicated that the Experimental class showed higher improving than the Control class while the Control class scores were decreased.

To sum up, based on the the result of this study, which showed the students' scores were higher after the treatment in Experimental class using Group Investigation (GI) Model effective to improve their vocabulary mastery. Therefore, this method could apply in teaching English especially vocabulary. And also the researcher used Group Investigation (GI) Model as the teaching method.



The result of this research supported Brown's statement above. Therefore, the students' vocabulary mastery was improved after the implementation of Group Investigation (GI) Model.



## LIST OF TABLES

Table 4.1 : The Classification of Students' score	
Pre- test in Experimental Class .....	44
Table 4.2 : The Classification of Students' score	
Pre- test in Control Class.....	45
Table 4.3 : The Classification of Students' score	
Post – test in Experimental Class .....	46
Table 4.4 : The Classification of Students' score	
Post - Test in Control Class.....	47
Table 4.5 : The Mean Score of Pre – test .....	48
Table 4.6 : The Mean Score Post test .....	48
Table 4.7 : The Combination Mean Score of Pre – test and Post – test .....	49
Table 4.8 : Standard Deviation of Experimental and control class .....	49
Table 4.9 : The t-Test Value of The Students	
Vocabulary Achievement.....	50

APPENDIX  
Research instrument

Post-test

---

## *Research instrument*



*The Effectiveness Group Investigation (GI) Model to Improve Students' Vocabulary at the First Grade of SMA Negeri 1 South Galesong*

<b>Name</b> :		<b>Score</b>
<b>Class</b> :		
<b>Id Number</b> :		

**Direction:**

1. This research instrument (post-test) is administered in order to find out students' vocabulary skill performance of the second grade junior high school 5 wonomulyo before the application of Group Investigation (GI) Model to improve the students' vocabulary mastery.
2. This post-test will not take any effect on your grading point at any courses you are taking in the semester.
3. Please answer this pre-test carefully and independently.
4. This pre-test will be administered for around 20 to 30 minutes.
5. During the test, you are not allowed to use dictionary.

**A. Multiple Choice**

**Choose the best answer by crossing (X) a, b, c, d!**

1. Please open your ...!
  - a. Book
  - b. Chair
  - c. Tie
  - d. Table
2. One of forty the students in this ... is chosen as the chairman of the class.
  - a. Chairman
  - b. Classroom
  - c. Students
  - d. Class
3. Students need a ... to drawing
  - a. Pencil
  - b. Pen
  - c. eraser
  - d. Bag

4. What is students need to save the book?
  - a. Pencil
  - b. Pen
  - c. Bag
  - d. Eraser
5. Where is the students usually save the bag?
  - a. Drawer
  - b. Chair
  - c. Floor
  - d. Window
6. Which one that consist of vocabulary in the school outside the class?
  - a. Tree
  - b. Whiteboard
  - c. Blackboard
  - d. marker
7. What is the name that teacher teach in the school?
  - a. Farmer
  - b. Police
  - c. Students
  - d. Nurse
8. I use ... when I go to school
  - a. Shoes
  - b. Paper
  - c. Bookmark
  - d. Textbook
9. Which one usually you can found at the class, Except
  - a. Marker
  - b. Spoon
  - c. Eraser
  - d. Bag
10. Which one you can found at the class?
  - a. Marker
  - b. spoon
  - c. Cup
  - d. Knife

**What is the meaning the underline word below:**

11. Hat
  - a. Topi
  - b. Dasi
  - c. Sepatu
  - d. Rok
12. Drawer
  - a. Penghapus
  - b. Jendela
  - c. Laci
  - d. Peta
13. Whiteboard
  - a. Jadwal mata pelajaran
  - b. Jadwal kebersihan
  - c. Papan tulis putih
  - d. Papan tulis hitam
14. Belt
  - a. Ikat pinggang
  - b. Baju
  - c. Celana
  - d. Rok
15. Textbook
  - a. Buku pelajaran
  - b. Pembatas Kertas
  - c. Buku Catatan
  - d. Buku Tulis

**B. Matching word**

**Match the words in the left side with the Meaning on the right side!**

- |                  |                    |
|------------------|--------------------|
| 16. Textbook     | 16. Ruang Guru     |
| 17. Paper        | 17. Alat pel       |
| 18. Tie          | 18. Tempat parkir  |
| 19. Trash box    | 19. Ikat pinggang  |
| 20. Picket list  | 20. Buku pelajaran |
| 21. Parking lot  | 21. Dasi           |
| 22. Mop          | 22. Leb komputer   |
| 23. Computer lab | 23. Daftar piket   |
| 24. Teacher room | 24. Kotak sampah   |
| 25. Belt         | 25. Kertas         |



## Key Answer Instrument of the Research on the Post-test

### A. Multiple Choice

1. A
2. D
3. A
4. C
5. A
6. A
7. C
8. A
9. B
10. A
11. A
12. C
13. C
14. A
15. A

### B. Matching word

- 16.16-20
- 17.17-25
- 18.18-21
- 19.19-24
- 20.20-23
- 21.21-18
- 22.22-17
- 23.23-22
- 24.24-16
- 25.25-19





## **CURICULUM VITAE**

The writer, **Sukma** was born on October 07, 1995 in Polman. She is the daughter of H. Sumang and Hj. Rahma. She has three brother and two sisters.

The writer began her study in SDN 027 Tapango, Polman, West Sulawesi and graduated in 2007. She continued her study in SMPN 5 Wonomulyo. She graduated in 2010. Then she continued her study in MAN POLMAN graduated in 2013.

In 2013, she continued her study at State Islamic University of Alauddin Makassar. She was majoring in English Education Department in Tarbiyah and Teaching Science Faculty.