

**THE USE OF TOTAL PHYSICAL RESPONSE (TPR) METHOD IN
TEACHING PRONUNCIATION OF COMMAND WORDS
AT THE SECOND YEAR OF MTSN 408
BINAMU JENEPONTO**



A Thesis

Submitted in Partial Fulfillment of the Requirements for the Degree of
Sarjana Pendidikan in English Education Department of
Tarbiyah and Teaching Science Faculty of
UIN Alauddin Makassar

By

SRI NURJASMINI SAMIR

Reg. No. 20400113009

**ENGLISH EDUCATION DEPARTMENT
TARBIYAH AND TEACHING SCIENCE FACULTY
UIN ALAUDDIN MAKASSAR
2017**

PERNYATAAN KEASLIAN SKRIPSI


Mahasiswa (i) yang bertandatangan di bawah ini:

Nama : Sri Nurjasmini Samir
NIM : 20400113009
Tempat/Tgl. Lahir : Jeneponto, 06 November 1995
Jurusan : Pendidikan Bahasa Inggris
Fakultas : Tarbiyah dan Keguruan
Alamat : Jl. H. Yasin Limpo No.36 Samata, Sungguminasa Gowa
Judul : *The Use of Total Physical Response (TPR) Method in Teaching Pronunciation of Command Words at the Second Year of MTsN 408 Binamu Jeneponto*

Menyatakan dengan sesungguhnya dan penuh kesadaran bahwa skripsi ini benar adalah hasil karya sendiri. Jika dikemudian hari terbukti bahwa skripsi ini merupakan duplikat, tiruan, plagiat, atau dibuat oleh orang lain, sebagian atau seluruhnya, maka skripsi dan gelar yang diperoleh karenanya batal demi hukum.

Makassar, 08 Agustus 2017

Penyusun,



Sri Nurjasmini Samir
NIM. 20400113009

PERSETUJUAN PEMBIMBING

Pembimbing penulisan skripsi saudara **Sri Nurjasmini Samir**, NIM: 20400113009 mahasiswi Jurusan Pendidikan Bahasa Inggris pada Fakultas Tarbiyah dan Keguruan UIN Alauddin Makassar, setelah meneliti dan mengoreksi secara seksama skripsi yang bersangkutan dengan judul "*The Use of Total Physical Response (TPR) Method in Teaching Pronunciation of Command Words at the Second Year of MTsN 408 Binamu Jeneponto*" memandang bahwa skripsi tersebut telah memenuhi syarat-syarat ilmiah dan dapat disetujui ke sidang munaqasah.

Makassar, 8 Juli 2017

Pembimbing I



Dr. Hj. Djuwairiah Ahmad, M.Pd., M.TESOL
NIP.19700619 199403 2 001

Pembimbing II



Andi Asmawati, S.Pd., M.Pd.
NUPN. 9920100351

PENGESAHAN SKRIPSI

Skripsi yang berjudul, "The Use of Total Physical Response Method in Teaching Pronunciation of Command Words at the Second Year of MTsN 408 Binamu Jeneponto", yang disusun oleh Sri Nurjasmini Samir, NIM: 20400113009, mahasiswa Jurusan Pendidikan Bahasa Inggris pada Fakultas Tarbiyah dan Keguruan UIN Alauddin Makassar, telah diujikan dan dipertahankan dalam sidang munaqasyah yang diselenggarakan pada hari Kamis, Tanggal 24 Agustus 2017 bertepatan pada Tanggal 2 Dzulhijjah 1438 H, dinyatakan telah dapat diterima sebagai salah satu syarat untuk memperoleh gelar Sarjana Pendidikan (S.Pd) pada Fakultas Tarbiyah dan Keguruan, Jurusan Pendidikan Bahasa Inggris dengan beberapa perbaikan.

Samata-Gowa, 24 Agustus 2017
2 Dzulhijjah 1438 H.

DEWAN PENGUJI (SK.Dekan No.1761 Tertanggal 24 Agustus 2017)

Ketua : Dr. Hamka, M.Th. I
Sekretaris : Sitti Nurpahmi, S.Pd., M.Pd.
Munaqisy I : Dr. Kamsinah, M.Pd.I.
Munaqisy II : Dr. Hj. Mardiana, M. Hum
Pembimbing I : Dr. Hj. Djuwairiah Ahmad, M.Pd., M.TESOL
Pembimbing II: Andi Asmawati, S.Pd., M.Pd.

Mengetahui :
Dekan Fakultas Tarbiyah dan Keguruan
UIN Alauddin Makassar //

Dr. H. Muhammad Amri, Lc., M.Ag.
NIP: 19730120 200312 1 001

ACKNOWLEDGMENT



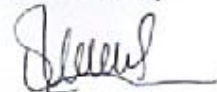
Alhamdulillah *RabbilAlamin*, The researcher would like to praise and express her high gratitude to Allah SWT, who has given the blessing, health, opportunity and inspiration to finish this writing thesis. And also, she does not forget to express Salam and Sholawat to the prophet Muhammad SAW who has guided moslems from the darkness to the lightness and brought us from the stupidity to the cleverness era.

The researcher realizes that this writing would not finish without helping and the guidance from the other people, so the researcher would like to express her deepest thanks to the following people:

1. Beloved parents, **Muhammad Samir, S.Pd.I.** and **Hj. Nurlia Hani** who always love, pray, motivate and support the researcher for all of their life. The greatest persons in researcher's heart ever.
2. **Prof. Dr. H. Musafir Pababbari, M.Si.** the Rector of Islamic State University of Alauddin Makassar for his advice during she studied at the university.
3. **Dr. H. Muhammad Amri, Lc., M.Ag.** The Dean of Tarbiyah and Teaching Science Faculty for advice and motivation.
4. **Dr. Kamsinah, M.Pd.I.,** and **Sitti Nurpahmi, S.Pd., M.Pd.,** The Head and the Secretary of English Department of Tarbiyah and Teaching Science Faculty of Alauddin State Islamic University (UIN) Makassar and all of the staffs.

5. The researcher's consultants, **Dr. Hj. Djuwairiah Ahmad, M.Pd., M.TESOL**, and **Andi Asmawati, S.Pd., M.Pd.** who have helped, guided, and supported the researcher during the writing of this thesis.
6. **Nuraedah, S.Ag., M.Pd.**, the headmaster of MTsN 408 Binamu Jeneponto who has given permission for the researcher to conduct the study there, and the entire teachers, especially for **Ustadzah Mugfirah**, the English teachers for all the time and the information about teaching-learning process of English and also the school administration staff, thanks for the cooperation.
7. The second grade students of MTsN 408 Binamu Jeneponto class **VIII A** and **VIII B** intake 2016-2017 who gave their time to participate in her research.
8. The special thank you so much would like to be said by the researcher to **Lismawati Samir, S.Pd.I.** and **Sulasmianti Samir, S.Pd.** thanks for being researcher's sisters, and also for **Mitasari, Idzni Fildza Dg. Maulana** and **Nur Asri** as her friends, inspired-persons who always accompany, help and suggest her in this research.
9. Her beloved family of English education department group **1** and **2 (Academic year 2013)** give her much love and motivation.

Makassar, Agustus 2017
The researcher,



Sri Nurjasmini Samir
NIM: 20400113009

TABLE OF CONTENTS

	Pages
COVER PAGE	i
PERNYATAAN KEASLIAN SKRIPSI.....	ii
PERSETUJUAN PEMBIMBING.....	iii
ACKNOWLEDGMENT.....	v
TABLE OF CONTENTS.....	vii
LIST OF TABLES.....	ix
LIST OF FIGURES	x
LIST OF APPENDIX	xi
ABSTRACT.....	xii
CHAPTER I INTRODUCTION	1-6
A. Background	1
B. Research Statements.....	3
C. Research Objective.....	4
D. Research Significance	4
E. Research Scope	5
F. Operational Definition of Terms.....	6
CHAPTER II REVIEW OF RELATED LITERATURES	7-24
A. Previous Related Research Findings	7
B. Some Pertinent Ideas	9
1. The concept of Pronunciation	9
2. Reasons for Pronunciation	10
3. English Pronunciation	10
C. Theoretical Framework	22
D. Hypothesis	24
CHAPTER III RESEARCH METHODOLOGY	25-34
A. Research Design	25
B. Research Variable	26
C. Population and Sample	26
1. Population	26
2. Sample	27
D. Demographic Profile	27
E. Research Setting	30
F. Research Instrument	30

G. Data Collecting Procedure	30
H. Data Analysis Technique	32
CHAPTER IV FINDINGS AND DISCUSSION	35-44
A. Findings.....	35
1. Result of the students' pre-test in Experimental and Controlled Class	35
2. Result of the students' post-test in Experimental and Controlled Class.....	38
B. Discussion	42
CHAPTER V CONCLUSIONS AND SUGGESTIONS	45-47
A. Conclusions	45
B. Suggestions	46
BIBLIOGRAPHY	
APPENDIXES	
CURRICULUM VITAE	

LIST OF TABLES

Table 3.1: The Facilities of MTsN 1 Jeneponto.....	28
Table 3.2: The list of total students in MTsN 1 Jeneponto.....	29
Table 4.1: Students' Result of Mean Score, T-test, and T-table in Pre-test.....	37
Table 4.2: Students' Score Classification in Pre-test.....	35
Table 4.3: Students' Classification Score Percentile in Post-test.....	39
Table 4.4: Mean Score and Standard Deviation in Post Test.....	40
Table 4.5: T-test of Students' Achievements.....	41

LIST OF FIGURES

Figure 1. : Theoretical Framework.....	22
Figure 2. : Experimental Design.....	25

LIST OF APPENDIX

Appendix I : Result of Students' Pre-test in Experimental and Controlled	
Class	51
Appendix II : Result of Students' Post-test in Experimental and Controlled	
Class	52
Appendix III : Instrument of The Research in Pre-test and Post-test.....	53
Appendix IV : The Calculation of Standard Deviation and T-test	55

ABSTRACT

Name : SRI NURJASMINI SAMIR
Reg. Number : 20400113009
Department/faculty : English Education/Tarbiyah and Teaching Science
Title : *The Use of Total Physical Response (TPR) Method in Teaching Pronunciation of Command Words at the Second Year of MTsN 408 Binamu Jeneponto*
Consultant I : Dr. Hj. Djuwairiah Ahmad, M.Pd., M. TESOL
Consultant II : Andi Asmawati, S.Pd., M.Pd.

This research discussed about The Use of Total Physical Resonse (TPR) method in teaching pronunciation of command words. The objectives of this research were (1) To find out the students' pronunciation of command words by using TPR method (2) To find out the students' pronunciation of command words by using conventional method (3) To find out the significant difference between students' pronunciation of command words by using TPR method and conventional method.

This research employed quasi-experimental method with two groups pre-test and post-test design. There were two variables in this research; they were independent variable and dependent variable, while independent variable was Total Physical Response (TPR) method and dependent variable was students' pronunciation of command words.

The population of this research was the second year students of MTsN 408 Binamu Jeneponto Regency academic year 2016/2017 consisting of 320 students. The sample of the research consisted of 60 students which were taken by using Cluster Sampling technique, there were 30 students from VIII A as experimental class and 30 students from VIII B as controlled class.

The instrument of this research, it was English pronunciation test. Instrument test was used in pre-test and post-test. Both of the result of the data indicated that there was a significant difference between students' post-test in experimental class and controlled class. The mean score of post-test (3.53) in experimental class was greater than the mean score of post-test (2.40) in controlled class. From t-test, the researcher found that the value of t-test (4.47) was greater than t-table (2.00). Therefore, the researcher suggested that Total Physical Response (TPR) method is effective in teaching pronunciation of command words. According to Asher, TPR is effective not only because it is in accordance with the natural sequence and mode of language learning, but also because it enables learners to feel relaxed, because they are not forced to produce utterances in an unfamiliar target language.

CHAPTER 1

INTRODUCTION

This chapter is divided into six main sections, namely background, research statements, research objective, research significance, research scope, and operational definition of terms.

A. Background

Pronunciation is one of the most important parts of English to communicate with others since there are differences between the symbol and its sounds. When we communicate with other people we should not only have a good vocabulary but also have good pronunciation. Therefore, it is important to teach pronunciation.

It is difficult for Indonesian students pronounce English words correctly, for example when they are asked to pronounce the word “Diamond” / 'daɪəmənd / they may pronounce / diamon /. It is because the differences between their mother tongue and English. The degree of difficulty in learning is also determined by the degree of difference between the two languages.

The students often find problem with pronunciation when they speak, read or listen to English words. It might be caused by some factors. Learning English pronunciation is very complex since there are many factors that determine the successor failure of learners in language learning. There are two kinds of factors, which affect someone in learning English: internal and external factors come from the learners themselves. Internal factors such as motivation, interest, attitude and intelligence, while external factors come from outside of the learners, such as the

situation and condition of the environment, learning materials and the teachers ability in handling the English teaching and learning program.

Based on the result of preliminary data, in MTsN Binamu Jeneponto, especially at the second year, there are many students can pronounce English words incorrectly and only a few of students can comprehend or can understand what they have pronounced especially pronunciation of command words. The students find difficulties in pronunciation of command words because English is not our native language, although they get an English subject in their school but they cannot master the English pronunciation well. The other problems are, firstly, the students are too shy to pronounce English words. Secondly, the students do not know how to pronounce English words.

Therefore, the teachers should have several special tricks to make their students motivated to learn English. One of the ways is using Total Physical Response (TPR) method. Total Physical Response (TPR) is a method advocated by Dr. James Asher in 1997s. TPR introduces the language through the use of commands (imperative sentence) and has students demonstrate their understanding through action responses. Asher (1977) as quoted by Richard (2001: 73) states that TPR is “A language teaching method built around the coordination of speech and action; it attempts to teach language through physical (motor) activity”.

Learning English through TPR method can be very enjoyable. TPR is one of the effective methods in teaching pronunciation of command words because it gives students an opportunity to practice communicating in different command

words and in different social physical response. Using the TPR method is taken by the researcher as a solution because the researcher had learnt about it. The researcher had learnt how to use the TPR method when learning Theories and Practice of TEFL in the fifth semester. Based on the lecture, the researcher believes that using the TPR method is one of the appropriate ways to overcome the problems stated previously.

Based on the facts stated previously, the researcher assumes that the facts will become a problem if not overcome soon. For this assumption, the researcher is interested to do experiment research with title *“The Use of Total Physical Response (TPR) Method in Teaching Pronunciation of Command Words at the Second Year of MTsN 408 BinamuJeneponto”*.

B. Research Problems

Based on the previous statements, the researcher formulated research problems as follows:

1. How is the students' pronunciation of command words by using TPR method at the second year of MTsN 408 Binamu Jeneponto in the Academic year of 2016/2017?
2. How is the students' pronunciation of command words by using conventional method at the second year of MTsN 408 Binamu Jeneponto in the Academic year of 2016/2017??
3. Is there any significant difference between students' pronunciation of command words by using TPR method and conventional method at the

second year of MTsN 408 Binamu Jeneponto in the Academic year of 2016/2017?

C. Research Objectives

Based on formulated above, the objectives of the research can be specified as follow:

1. To find out the students' pronunciation of command words by using TPR method at the second year students of MTsN 408 Binamu Jeneponto in the Academic year of 2016/2017.
2. To find out the students' pronunciation of command words by using conventional method at the second year students of MTsN 408 Binamu Jeneponto in the Academic year of 2016/2017.
3. To find out the significant difference between students' pronunciation of command words by using TPR method and conventional method at the second year students of MTsN 408 Binamu Jeneponto in the Academic year of 2016/2017.

D. Research Significance

1. Theoretical significance

This research will give some useful explanation about how to increase pronunciation of command words by using TPR (Total Physical Response) method. This research is expected to used as reference for other researcher to conduct a research in English teaching-learning process. Hopefully, the result of this study is useful for students, teachers, and all of the readers.

2. Practical significance

a. For the researcher

By doing this research, the researcher hopes that she can study and get more information to identify the problem in mastering pronunciation of command words. Besides, the researcher will get new experience and knowledge for the future of her life.

b. For the students

By learning pronunciation of command words, the students can take some information to identify their problems in mastering pronunciation of command words. Furthermore, they can also increase their ability in pronunciation.

c. For the teachers

This research is expected to provide students with the information about pronunciation of command words, in which the teachers will help their students when facing some problems in mastering it. English teachers can use the result of the study as a feedback on teaching pronunciation activities so that the objectives of the English teaching program (especially pronunciation goals) can be achieved.

d. For the next researcher

It is expected to give meaningful information and to give motivation for the next researcher to conduct another research about teaching English strategy.

E. Research Scope

The scope of this research is limited on the TPR (Total Physical Response) method in teaching pronunciation of command words in the second year students

of MTsN 408 Binamu Jenepono in the Academic year 2016/2017. The researcher focuses in teaching pronunciation of command words by using TPR method.

F. Operational Definition of Terms

There are some key terms of this study, as follow:

Total Physical Response (TPR) is a language teaching method built around the coordination of speech and action; it attempts to teach language through physical (motor) activity. In TPR, instructors give commands to students in the target language, and students respond with whole-body actions. Total physical response is often used alongside other methods and techniques. It is popular with beginners and with young learners, although it can be used with students of all levels and all age. (Widodo, 2005: 237)

Pronunciation is the way in producing the words of a language. The main point of pronunciation skill is phonemes (segmental features consonants and vowels), intonation, stress patterns (suprasegmental features) and spelling. The importance of pronunciation is an important part to be good speaking.

Command words appear in an assessment task and can also be called instructional, operational or task words. They indicate what approach should be applied to the information found.

CHAPTER II

REVIEW OF RELATED LITERATURE

This chapter is divided into four main sections, namely review of related research finding, pertinent idea, theoretical framework, and hypothesis.

A. Previous related research findings

Pujiningsih (2010) in her research, *“Improving Students’ English Vocabulary by Using Total Physical Response (A Classroom Action Research in the Sixth Year of MI NU Manafiul Ulum Kudus in the Academic Year of 2009-2010)”* concluded that this technique can help students to improve reading comprehension of the second year students of MI NU Manafiul Ulum Kudus. The result of this research showed the value of t-test (5.5916) was greater than the value of t-table (1.71).

Pimwan (2012) in his research, *“The Effect of Teaching English Pronunciation through Songs of Prathomsuksa 4 Students at Watratchaphatigaram School”* concluded that the study showed that the participants were able to pronounce the final sounds more accurately after learning English through songs and the students who learned English through songs were able to pronounce final words more effectively.

Widayanti (2012) in her research about *“Using English Songs Minilyrics Collaboration to Improve Student’s Pronunciation In LPKM Mitra English Course Jatinom In 2011/ 2012 Academic Year”* The previous research concluded that song is one of alternative media of teaching speaking and good tool for learns

English as an International fun language. Song can motivate students to learn pronunciation like native speaker. The teacher has to keep the students' ideas in improving pronunciation and must be able to make the students have fun with English.

Septiani (2013) in her research, *"Using English Song to Increase the Students Pronunciation Ability to the Eighth Year Students of SMP Negeri 1 Jatiwangi"* concluded that t-test is 11,66 and t-table is 2,02 so the hypothesis is accepted that the use of English song can increase the students' pronunciation.

Sariyati (2013) in her research, *"The Effectiveness of TPR (Total Physical Response) Method in English Vocabulary Mastery of Elementary School Children"* concluded that the result of experiment class score computation to compare pretest score with posttest score showed that there was significant difference between the pretest and posttest score of experiment class. Therefore, the vocabulary mastery of experiment group was significantly improved.

Budiarti (2012) in her research, *"The Implementation of Total Physical Response Method to Improve Students' Vocabulary Mastery (An Action Research At The Third Grade Students of Sdit Al Kamilah Semarang, Academic Year 2011/2012)"*. The finding of her research showed that there was significant from 74,06 to 97,63. It means that the method could improve the student achievement in vocabulary mastery by using TPR method.

In the researcher's point of view, the above related studies present some strategies in teaching pronunciation. They had a similarity with this research because had some objective to improve the students' pronunciation. This research

has difference with the research above, because it will be conducted by different strategy and procedure. A good strategy should present an easiest and a simplest one and it can reduce to the teacher in class activities as trigger students' creativities to independent learners. Finally, the researcher will try to use method namely TPR (Total Physical Response) method. This method can help students more understand what they have to pronounce of the command word.

B. Some pertinent ideas

1. The concept of Pronunciation

Hornby (1995:928) says that pronunciation is the way in which a language is spoken, the way in which a word is pronounced, the way a person speaks the words of a language. From the definitions above, it shows conclusion that pronunciation is the way person utters a word or a language.

Celce-Murcia (1987) defined pronunciation as the production of the sounds used to make meaning. It also includes attention to the particular sounds of language, and aspects of speech beyond the level of individual sounds, such as intonation, phrasing, stress, timing, rhythm, voice production, and in its broadest definition, the gestures and expressions related to the way we speak.

Nunan (2003) noted that most people think of pronunciation as the sounds we make while speaking. As speakers of a language, we need to be able to understand each other. The pronunciation patterns that native speakers use reflect those commonly accepted by particular speech communities.

From the definition above the researcher concludes that Pronunciation is the way in which we pronounce a word, especially in a way that is accepted or generally understood.

2. Reasons for Pronunciation

Pronunciation is an important skill in learning English as it creates not only the positive first impression of the speaker and but always conveys correct message between the speaker and the listener. In other words, pronunciation helps the speaker to be more clearly understood. On the other hand, it is difficult to understand incorrect pronunciation. Morley (1991) stated that it is necessary to teach English pronunciation in the ESL or EFL classroom. The main point of pronunciation skill is phonemes (segmental features consonants and vowels), intonation, stress patterns (supra segmental features) and spelling. The importance of pronunciation is an important part to be good speaking. The main point of pronunciation difficulties is we are not English native speaker. So, we have many difficulties likes pronouncing the words, organs speech, speech attributives, and English earning habit.

3. English Pronunciation

Pronunciation is the way we pronounce a word, especially in a way that is accepted or generally understood. The way we speak also conveys something about ourselves to the people around us. Learners with good English pronunciation are more likely to be understood even if they make errors in other areas.

Celce-Murcia (1987) defined pronunciation as the production of the sounds used to make meaning. It also includes attention to the particular sounds of language, and aspects of speech beyond the level of individual sounds, such as intonation, phrasing, stress, timing, rhythm, voice production, and in its broadest definition, the gestures and expressions related to the way we speak.

The older pronunciation textbooks usually focused on sound discrimination. This is one of the myths held by many teachers and students. A pronunciation class should include much more than the contrast of word sounds, and the pronunciation of consonants and vowels. There are six basic components of pronunciation which include intonation, stress and rhythm, vowels and consonants, initial sounds and final sounds, and voiced and voiceless sounds.

1) Intonation

Intonation refers to the way the voice goes up and down in pitch when we are speaking and the rise and fall of our voice as we speak. In the Random House Unabridged English Dictionary, intonation is defined as “the pattern or melody of pitch changes in connected speech, especially the pitch pattern of a sentence”.

According to Scarcella and Oxford (1994) and Wong (1987), it conveys and performs grammatical functions in sentences. Brazil, Coulthard and Johns (1980) pointed out that intonation in English also conveys involvement in a conversation, as well as the desire to take part or not take part in conversation. Firth (1992) suggested that teachers should check the following questions: Are the students using a suitable intonation pattern? Are yes or no questions signaled through the use of a rising intonation? Is a falling intonation used with wh-

questions? Are the students changing pitch to indicate the major stress in a sentence?

2) Stress and rhythm

Stress means that speakers of English make certain syllables and words. Stress is the amount of energy or effort that we use to pronounce words that are more important in a sentence. In English, you need to use word and sentence stress correctly if you want your listeners to accurately understand the meaning of your words. The rhythm of a language is created by the strong stresses or syllables in a sentence.

3) Vowels

A vowel is a sound in spoken language that is characterized by an open configuration of the vocal tract so that there is no build-up of air pressure above the glottis. Vowel sounds are produced by air from the lungs which vibrate when the air in the mouth is not blocked. There are five vowels in English (a, e, i, o, u) which compose the different vowel sounds and are made by lowering the jaw and by changing the position of the tongue. One definition of a diphthong would be a combination of vowel sounds. The first sound in each phoneme is longer and louder.

4) Consonants

A consonant is a part of speech and a sound that is articulated with complete or partial closure of the upper vocal tract. The upper vocal tract is the section of the vocal tract located above the larynx. There are 25 consonant sounds in English language which consist of 21 letters b, c, d, f, g, h, j, k, l, m, n, p, q, r, s,

t, v, w, x, y, z and the 4 consonant clusters, ch, sh, th, and ng. Scarcella and Oxford (1994) defined consonants as noises produced with some sort of blockage in the air passage. A consonant may appear in both the initial sound and final sound. Some consonant sounds are voiced, while others are voiceless.

5) Initial and final sounds

There are several kinds of final sounds. For example, when the final /s/ is used in the third person, there are three distinct sounds, which are the /s/ in sings, the /z/ in tells and the /is/ in watches. There are rules for using the final /s/ sound, such as the voiceless ending /s/ is used when the last sound in a word ends in a voiceless sound, and the voiced ending /z/ is used when the last sound in the base word ends in a voiced sound.

6) Voiced and voiceless

All the sounds produced in the English language are either voiced or unvoiced. All vowels in English are voiced, whereas only some of the consonant sounds are voiced. One problem faced by many students with pronunciation is whether or not a consonant is voiced or voiceless. When they pronounce consonant sounds, they will feel no vibration in their throats, just a short explosion of air. Students could pronounce each of these consonant sounds and feel no vibration in their throats. Some of these sounds, such as final sounds and voiced sounds, do not exist in the Thai language. As a result, many Thai students find English pronunciation difficult.

Nunan (2003) noted that most people think of pronunciation as the sounds we make while speaking. As speakers of a language, we need to be able to

understand each other. The pronunciation patterns that native speakers use reflect those commonly accepted by particular speech communities. In terms of speech production, the Longman Dictionary of Applied Linguistics defines pronunciation as “the way sounds are perceived by the hearer” (Richards et al., 1992, p. 296).

Nunan (2003) pointed out that the background of teaching pronunciation, as well as the place of pronunciation teaching in the ESL/EFL classroom, has undergone some dramatic changes over the past 50 years. Communicative and task-based language learning involves students using targeted sounds and sound patterns as quickly and as interactively as possible. The process can be accomplished through a four-stage sequence (Celce-Murcia, 1987) as follows:

- a. Identify what sounds or sound patterns might be in need of improvement.
- b. To find real-world contexts for the use of natural language, with many natural occurrences of the identified sounds or sound pattern.
- c. Design communication-based classroom tasks for genuine language use that incorporate the identified sounds.
- d. Develop at least three or four tasks that may be used to recycle the focus for instruction while providing new contexts for practicing the target sound patterns.

In brief, pronunciation is the way in which we pronounce a word and convey something about ourselves to people. Pronunciation refers to the production of sounds that we use to make meaning, while learning sound patterns refers to learners using targeted sounds and sound patterns as quickly and interactively as possible. The most important processes are identifying sound

patterns, to find a real world context, and designing communication-based classroom tasks. The teacher can apply teaching the processes of pronunciation in order to provide a model for teaching English pronunciation.

Nunan (2003) classified the principles of teaching pronunciation into five types, as follows:

1. Foster intelligibility during spontaneous speech. Nunan explained that a lesson should engage learners through using sounds in more personalized ways and through more spontaneous speech.
2. Keep affective considerations firmly in mind. According to Nunan, there are many learners who have what they believe to be very good reasons to resist the efforts of a teacher to modify their English pronunciation.
3. Avoid the teaching of individual sounds in isolation. Nunan claimed that it was almost always more effective to illustrate and practice sounds within the contexts of whole phrases, short sentences, and interactive classroom tasks.
4. Provide feedback on learner progress. Nunan suggests that teachers support the efforts of learners, guide them, and provide cues for improvement. Furthermore, feedback can be provided by the classroom teacher, by peers, and through self-awareness.
5. The realization that the learner controls the process of changing their pronunciation. Nunan believes that teachers can provide guidance and create opportunities for practice, but claims that the learners are ultimately responsible for any changes that may eventually take place.

According to the principles outlined above, the process of teaching pronunciation is different to the four-stage model proposed by Celce-Murcia. Nunan claimed that spending time building up the self-confidence of students is one way to build fluency and a method to develop more accurate pronunciation is through an activity called “slow motion speaking”.

Nunan (2003) classified some of the more popular types of activities and strategies which teachers currently employ in order to teach pronunciation.

- a. Openness to change: Nunan claimed that spending time building up the self-confidence of learners and attending to their emotional needs. As speakers of a new language, this is crucial at the beginning of the course. One method is to give learners the opportunity to voice what they believe to be their strengths as speakers of English. Laroy (1995) suggested asking learners to speak in their native language while mimicking a native English speaker pronouncing their own language.
- b. Contextualized minimal pairs: Nunan identified contextualized minimal pairs as one of the oldest techniques in pronunciation instruction; teaching students to distinguish between specifically targeted sounds, stress patterns or intonation patterns through the use of minimal pairs.
- c. Slow motion speaking: Nunan recommended slow motion speaking as a method to build fluency with more accurate pronunciation. The idea is for the teacher to adopt a slow, deliberate, and exaggerated way of slowly moving their tongue and lips, while maintaining accurate sound articulation, rhythm, intonation, and pausing patterns.

- d. Tracking: Nunan recommended that tracking begin with students analyzing written transcripts as produced by native speakers for which video or audio recordings are available. One of the distinctive features of tracking is that language learners are not asked to repeat after recorded voices. Rather, their challenge is to try to say the words presented in the transcript at the same time as the recorded voices they are listening to.

In addition, Kelly (2000) classified six techniques and activities to teach pronunciation including drilling, chaining, open pairs drilling, substitution drilling, minimal pairs and related activities, and reading activities. Some of the processes used by Nunan are similar to the techniques and activities suggested by Kelly. In this study, the researcher applied some of the aforementioned techniques to use in activities such as slow motion speaking, drilling, minimal pairs, and reading activities.

- a) Drilling: Drilling simply involves the teacher saying a word or structure and getting the class to repeat it. Drilling aims to help students achieve better pronunciation of language items, and to help them to remember new items.
- b) Chaining: Chaining can be used for sentences which are difficult to pronounce, either because they are long, or because they include difficult words and sounds. The teacher isolates parts of the sentences, modeling them as separate pieces for students to repeat, and gradually building the sentence up until it is complete.
- c) Open pairs drilling: Another common variation is opening pairs drilling. For example, question and answer drills might be set up across the class, with one

student (S) asking, another responding, and so on. Having drilled a question and received answers individually and chorally, the teacher (T) uses prompts and invites students to question each other and respond in turn across the class.

- d) Substitution drilling: Substitution drilling is another important and useful variation. This involves drilling a structure, but substituting items of vocabulary into the sentence.
- e) Minimal pairs and related activities: Teachers can use minimal pairs to good advantage in the classroom as a way of focusing on sounds which have been causing difficulties for students. Some ideas for activities based around minimal pairs are (1) students are given lists of words and work with a partner to decide which words have a particular sound, (2) students might also listen to a succession of words, and decide how many times a particular sound is heard, (3) sounds can also be contrasted by appearing in close proximity to each other. The teacher can drill these utterances chorally and individually, (4) the teacher can also ask students to listen for the odd one out among a list of words that they have provided.
- f) Reading activities: Reading aloud offers opportunities for the study of links between spelling and pronunciation, of stress and intonation, and of the linking of sounds between words in connected speech.

Morley (1991) listed the techniques that have traditionally been used and are still being used to teach pronunciation. The following list is fairly comprehensive.

- 1) Listen and imitate: This technique uses the Direct Method in which students listen to a teacher-provided model and repeat or imitate it. This technique has been enhanced by the use of the tape recorders, language labs, and video recorders.
- 2) Phonetic training: This is a technique from the Reform Movement, which may involve the phonetic transcription as well as reading phonetically transcribed texts.
- 3) Minimal pair drills: This technique was introduced during the audio-lingual era in order to help students distinguish between similar and problematic sounds in the target language through listening discrimination and spoken practice.
- 4) Contextualized monomial pairs
- 5) Visual aids
- 6) Tongue twisters
- 7) Developmental approximation drills
- 8) Recording learner production: Audiotapes and videotapes of rehearsed and spontaneous speeches, free conversation and role-play. Subsequent playback offers opportunities for feedback from teachers and peers, as well as teacher, peer, and self-evaluation.

Cheng (1998) recommended the following strategies to teach pronunciation: .

- a. Providing meaningful materials: Teachers should choose several articles of various styles to use as models for practice linking, rhythm, stress or

intonation, so that students feel that pronunciation class is relevant to their regular course work. As a result, they may become more active participants in pair or group work.

- b. Using songs, games and tongue twisters: Using songs, games, and tongue twisters can increase student motivation in a pronunciation class and motivation is a highly significant factor in pronunciation.
- c. Assessing students' progress: Assessing progress is a crucial factor in maintaining the motivation of the students.

Noll and Collins (2002) introduced strategies for several types of pronunciation error correction.

- 1. Elicit the sounds, syllables, words, phrases and sentences from the students
- 2. Apply some of these approaches:
 - 2.1 Mime or mouth the correction
 - 2.2 Write the phonemic, diacritic, or custom symbol on the board
 - 2.3 Mouth the ending
 - 2.4 Add a sound by inserting it between your fingers or by adding a finger.
 - 2.5 Bend a finger to remove a sound
 - 2.6 Get rid of an ending by giving it to the student to "hold"
 - 2.7 Hit the finger to indicate stress.
 - 2.8 Make a "short" or "Sh!" gesture to indicate a reduction
- 3. Elicit peer correction before correcting the mistake.
- 4. Ask the student to say the whole utterance in one smooth flow.

Kelly (2000) described a number of problems with and approaches to teaching pronunciation, identifying two key problems with pronunciation teaching. Firstly, teaching pronunciation tends to be neglected. Due to the fact that many experienced teachers lack knowledge of the theoretical basis of pronunciation, they may not feel the need to improve their pronunciation teaching skills. Secondly, when pronunciation is not neglected, it tends to be reactive to a particular problem that has arisen in the classroom, rather than being strategically planned. As a result, a lot of pronunciation teaching tends to be done in reaction to errors made by students in the classroom.

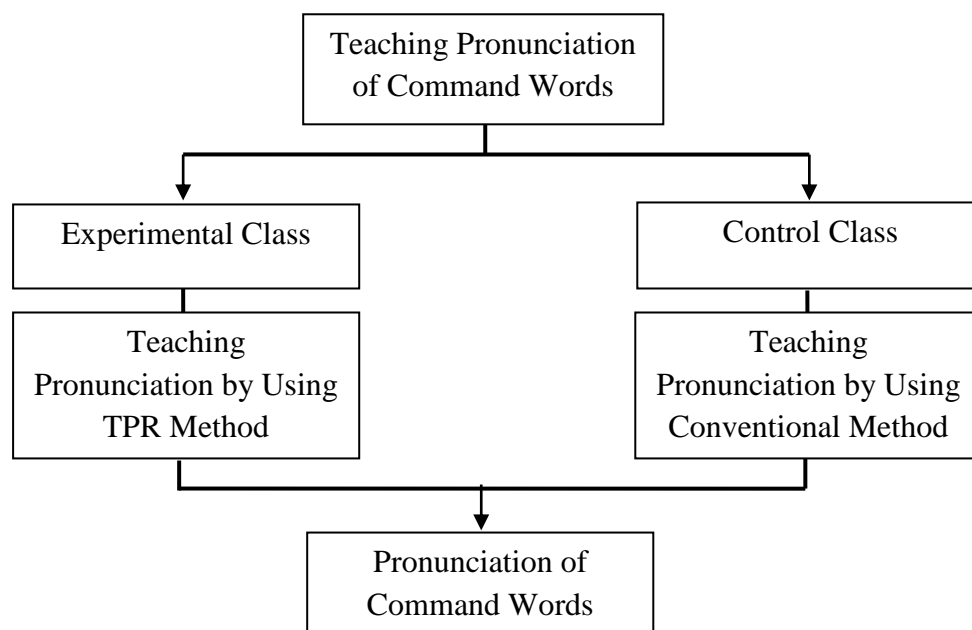
There are many studies on various aspects in teaching English pronunciation. Scarcella and Oxford (1994) collected 11 techniques for teaching pronunciation: self-monitoring, tutorial sessions and self-study, modeling and individual correction, communication activities, written versions of oral presentations, computer-assisted language learning, explanations, the utilization of known sounds, the incorporation of novel elements, communication strategies and affective strategies. Lin, Fan and Chen (1995) developed a four-part strategy to teach pronunciation: intonation, stress and rhythm, consonants and vowels. Cheng (1998) recommended strategies like providing meaningful materials, such as using songs, games and tongue twisters to assess student progress. Noll and Collins (2002) used pronunciation error correction strategies including finger correction strategies, and using mime and gestures.

In this study, the researcher applied some of these techniques to use in activities such as slow motion speaking with more accurate pronunciation, drilling

vocabulary words and grammatical structures, getting the class to repeat, minimal pairs and related activities as a way of focusing on sounds, and reading activities. Students also identified sounds or sound patterns and then provided feedback on learner progress.

C. *Theoretical Framework*

Figure 1. Theoretical Framework



Input refers to teaching pronunciation of command words in experimental class and control class. Process refers to teaching pronunciation by using TPR (Total Physical Response) method and teaching pronunciation by using Conventional method. Output refers to pronunciation of command words by the students.

Teaching pronunciation should be integrated with other skills, it has to be isolated for practice of specific items and problems. It also two fold processes; they involve the recognition of sounds as well as the sounds production. Their

techniques are showing articulatory description, giving the real example words which this nearest word/ models, ear-training, pronunciation lessons, practice and aural perception. There are two factors; internal (mentalist psychology, learned helplessness, and anxiety: personal) and external (behaviourist: the rule on the environment, cultural identity and learning methods).

There have three alternatives to convey. First, whole lesson: making pronunciation the main focus of lesson does not mean that every minute of the lesson has to be spent on pronunciation work. Second, discrete slots: some teachers insert short, separate bits of pronunciation work into lesson sequences. And the last alternative is integrated phases: many teachers get students to focus on pronunciation issues as an integrated part of lesson (Harmer, 2002:1883)

In this case, teacher decides what alternative he or she chooses. By deciding the alternatives he or she uses in teaching English pronunciation, he or she can make a strategy based on the alternative to get a maximum result. Moreover, the most important thing of the teaching and learning process is the understanding of the students about the lesson. Cameron says that “it is a crucial thing for teachers to take the responsibility for checking whether their pupils understand the language being used and the purpose of activities being carried out” (Cameron, 2001:40).

In this case, the teacher should let the students know that they are studying about pronunciation and they are expected to be able to pronounce English words correctly. It needs an enthusiasm in teaching English pronunciation so that both the teacher and the students get a good result in it. It can be done by encouraging

the students that they can do the best. Besides that, it also can be done by asking the students to present their ability in pronouncing English words so other students know that they can do it well. By this, students have a great spirit to learn how to pronounce English words well.

In conclusion, the process of Pronunciation of command words is the teacher gives the material about command words, after that, pronounce it and practice of body and follow by the students, decoding and repeat is important to the students, that they must to practice by their body too about what the command word have mention by the teacher.

D. Hypothesis

Based on problem statement presented by the reseacher, The hypothesis of this research is formulated as follows:

H1: The use of TPR (Total Physical Response) method is effective in teaching ponunciation of command words at the second year of MTsN 408 Binamu Jeneponto.

H0: The use of TPR (Total Physical Response) method is not effective in teaching pronunciation of command words at the second year of MTsN 408 Binamu Jeneponto.

CHAPTER III

RESEARCH METHODOLOGY

This chapter deals with research method, population and sample, variables and instrument, data collection procedures, data analysis techniques and statistic procedures.

A. Research Method

Research method is a procedure that used in research systematically. It starts from planning, collecting data, until step of interpretation of conclusion.

1. Research design

The design of this research is quasi-experimental research. In this case the researcher wants to know the significant effect of TPR method to increase the students' pronunciation of command word.

This is a model of Quasi-Experimental design, exactly Non-equivalent Control Group design:

E	O ₁	X	O ₂
<hr/>			
C	O ₃	-	O ₄

Figure 2. Experimental Design

(Adapted from *Sugiyono, 2014*)

Explanation:

E : Experimental class

C : Control class

O₁ : Pretest in experimental class

O₂ : Pretest in control class

X : Treatment for experimental class by using TPR (Total Physical Response) method

O₃ : Post test in experimental class

O₄ : Post test in control class

B. Research Variable

There are two variables in this research; they are independent variable and dependent variable:

1. Independent variable

The independent variable is TPR (Total Physical Respon) method, which is the teaching aids that help the students to increase their pronunciation of command word. Independent variable will be affected dependent variable. It shows how the use of the TPR method can improve students' pronunciation of comand word.

2. Dependent variable

The dependent variable is students' pronunciation of command word ability. Dependent variable is affected by independent variable.

C. Population and Sample

1. Population

Population is all subject of research (Arikunto 2013:173) The population of this research is the second year students of MTsN Binamu Jeneponto in Academic year of 2016/2017 the population consist of eight classes, class VIII/A-VIII/B. The total number of population is 320 students.

2. Sample

The researcher was applied the Cluster Sampling Technique in which two class taken as sample. In this case, the researcher chose class VIII/B as the experimental class and class VIII/A as the control class. Each of the classes consist of 40 students, therefore the total number of students are 80.

D. Demographic Profile

a. School

MTsN 408 Binamu Jeneponto or MTsN 1 Jeneponto (Binamu) is a school that included in subordinate from Depag (Departemen Agama). This school has “A” accreditation. The greatest prestation have reached of this school is the first winner of National performance Madrasah in 2012. And from the news said that this school success and got the second winner in Nasional EXPO Madrasah in Yogyakarta, in Multi Purpose building of UIN Sunan Kalijaga Yogyakarta on August 2017. This school located in Romanga on Jl. Lanto DG. Pasewang No. 349, Binamu Sub district and Jeneponto regency of South Sulawesi Provenca. It was located beside MAN Binamu Jeneponto. The distance of this school about 7 km from capital city of Jeneponto.

b. Curriculum

The curriculum in MTsN 1 Jeneponto is 2013 curriculum, because this school has got accreditation “A” and also become school with national standard.

c. Facilities

The main facilities possessed in MTsN 1 Jeneponto were teachers, textbooks, internet and classrooms. This school has twenty five classrooms; consists of eight classes for the third grade, eight classes for the second grade, and nine classes for the first grade. Each class has capacity thirty five students. An other facilities of this school were two laboratories included one language laboratory and one computer laboratory, one library, one OSIM room, one security room, three parking areas. This school also has one sanitation facilities that competent for the students and more detail about the facilities in table 3.1

Table 3.1

The facilities of MTsN 1 Jeneponto

No	Facilities	Total
1.	Head master office	1
2.	Staff office	1
3.	Teacher office	1
4.	Administration office	1
5.	Counselor office	1
6.	Library	1
7.	Computer lab	1
8.	Language lab	1

9.	Science lab	1
10.	Student's clinic room unit	1
11.	Classroom	25
12.	Mushola (school praying hall)	1
13.	Sport yard	3
14.	Parking area	3
15.	OSIM room	1
16.	Canteen	3
17.	Art studio	1
18.	Security room	1

d. Teachers and Students

The total of the teachers in MTsN 1 Jeneponto are 54 teachers, 21 male teachers and 33 female teachers that have qualification of S1 and S2. Beside that, the total of the students in academic year of 2016/2017 MTsN 1 Jeneponto were 979 students with detail of :

Table 3.2 The list of total students in MTsN 1 Jeneponto

Class	Students
VII	335
VIII	332
IX	312
Totally	979

The research source : 2017

E. Research Setting

1. Research Location

This research was about the use of Total Physical Response (TPR) Method in Teaching Pronunciation of Command Words at the second year of MTsN 408 Binamu of Jeneponto Regency (MTsN 1 Jeneponto), Sulawesi Selatan.

2. Research Time

The researcher conducted for 3 months. The research was started on 24rd January 2017 until finished on 24rd Maret 2017.

F. Research Instrument

The instrument of this research was test pronounce the list of command words. Test was taken in the material of pronunciation command word. The test was 20 items of command words that students have pronounced in assess students' pronunciation of command words. The test consisted of pre- test and post-test. The pre-test was intended to see the prior knowledge of the students in pronunciation of command words before giving treatment while the post-test was administered to know the students' achievement after giving treatment.

G. Data Collection Procedure

Before implementing a research, the researcher first of all have made research design and that cover as follows:

1. Provide planning

In planning, the researcher prepared materials, lesson plan, and list of student's name.

2. Giving Pre-test

The pre-test was given to the students before treatments. The purpose is to know the students' pronunciation ability before applying TPR (Total Physical Response) method.

3. Giving Treatments

The treatments were given to the students after giving the pre-test. The experimental class was treated by teaching pronunciation of command word by using TPR (Total Physical Respon) method. The controlled class was treated by using conventional method. Both of the class was treated in the eight meetings. For experimental class, the first meeting until the seventh meeting filled with learning activities by using TPR (Total Physical Response) method. For the eighth meeting is filled with the evaluation of the material. As long as in learning process, the learning model will be conducted in order to make students more comfortable in pronunciation.

The treatment of this research have represented as follows:

- a) The researcher prepared list of command words to pronounce.
- b) The researcher asked the students to sit in pairs.
- c) The researcher asked the students to listen the command words with their partner.

- d) The students practiced with their couple about the command words that have mention it.
- e) The researcher asked the other students to respond what the students practice with their couple. The students respond by applause.
- f) The researcher practiced with the students all of the command words together.

4. Giving a Post-test

The post-test was given to the sample after treatments; the purpose was to know the students' achievement in pronunciation of the command words after applying TPR (Total Physical Response) method.

H. Data Analysis Technique

Some formulas were used to process the data in this research. They are presented as follows:

- a. Scoring the students' pronunciation of command words, the researcher used:

No	Criteria	Score
1	Word stress	1
2	Sound (Vocal and Consonant)	1
3	Intonation	1
4	Initial and final sounds	1
5	Voiced and voiceless	1

(Jamilah and Ari P., 2016)

b. Classifying the students' score

Score	Classification
5	Very good
4	Good
3	Fair
2	Poor
1	Very poor

(Adapted from Brown, H. Douglas, 2001: 406 – 407.)

c. To calculate the mean score between the result of pre-test and post-test of the class, the researcher applied the following formula:

$$\bar{X} = \frac{\sum X}{N}$$

Where:

\bar{X} : Mean score

$\sum X$: Total rows

N : The number of students

(Gay, 2006 : 320)

d. Finding out the standard deviation by applying this formula:

$$SD = \sqrt{\frac{SS}{N - 1}}, \text{ where } SS = \sum X^2 - \frac{(\sum X)^2}{N}$$

Where:

SD = Standard Deviation

SS = The sum of square

N = Total number of the subjects

$\sum X^2$ = The sum of all square; each score is squared and all the squares are added up

$(\sum X)^2$ = The square of the sum; all the scores are added up and the sum is square, total.

(Gay, 2006: 321)

- e. The formula used in finding out the difference between students' score in pre-test and post-test.

$$t = \frac{\bar{x}_1 - \bar{x}_2}{\sqrt{\left(\frac{SS_1 + SS_2}{n_1 + n_2 - 2}\right) \left(\frac{1}{n_1} + \frac{1}{n_2}\right)}}$$

Where:

t = Test of significance

\bar{x}_1 = Mean score of experimental group

\bar{x}_2 = Mean score of controlled group

SS_1 = Sum square of experimental group

SS_2 = Sum square of controlled group

n_1 = Number of students of experimental group

n_2 = Number of students of controlled group.

(Gay, 2006: 349)

CHAPTER IV

FINDINGS AND DISCUSSION

This chapter is divided into two main sections, both of them namely findings and discussion of this research.

A. Findings

Findings of the study deal with the presentation rate of the students' score obtained from the test to find the mean score, standard deviation, test of significance, and hypothesis testing.

1. Result of Students' Pre Test in Experimental and Controlled Class

There are two main points here, the first is students' classification score in experimental and controlled class, and the second is mean score of students' pre test in experimental and controlled class.

a. Students' Classification Score in Pre-test for Experimental and Controlled Class

In the Experimental class, there were 7 students or 23.3% classified into Fair, 16 students or 53.3% were classified into Poor, and 7 or 23.3% students classified into Very Poor. For Controlled class, there were 12 students or 40% classified into Very Poor, 12 students or 40% classified into Poor, and 6 students or 20% classified into Fair. The data are shown in the following table:

No.	Score	Classification	Experimental Class		Controlled Class	
			F	%	F	%

1	5	Very Good	-	-	-	-
2	4	Good	-	-	-	-
3	3	Fair	7	23.3	6	20
4	2	Poor	16	53.3	12	40
5	1	Very Poor	7	23.3	12	40
TOTAL			30	100	30	100

In summary, for both classes nobody classified into neither Very Good nor Good. Most of student in experimental class got Poor, and there were seventeen students classified into Poor and twelve students classified into Poor for controlled. The students classified into Very Poor because they do not have ability in pronounce well. It was shown by the result of their enhancement in pronounce through pretest. They almost cannot understand all of the items of command words.

In other hand, there were many students classified into Fair in Controlled class because they have better enhanced in pronunciation of command words in pretest than Experimental class.

b. Mean Score of Students' Pre Test in Experimental and Controlled Class

Table of the result of students' pre-test in Experimental class were shown in the Appendix I. It showed that the lowest score of pre-test in Experimental class was one for seven students and the highest is three for seven students.

For the Controlled class, the data were shown in the Appendix I. It showed that the lowest score in the pretest is one for twelve students and the highest score is three for six students. After assessing the individual score, the researcher calculated the score to get the mean score. It was important to determine the mean score for both classes and the t-test to measure students' basic knowledge, to find out whether the result was significant or not and to be able to make sure whether the research can be continued or not. Students' mean score for both classes and the t-test in the pre-test were shown in the following table.

Class	Mean Score	t-test	t-table
Experimental Class	2.00	1.05	2.00
Controlled Class	1.80		

Table 4.1 Students' result of Mean Score, T-test, and T-table in pretest

The table showed that the mean score of the students in the Controlled class was lower than in the Experimental class. The result of the mean score described that the difference of the students' basic knowledge. In addition, t-test of the pre-test between Experimental and Controlled class is 1.05 and the t-table is 2.00.

Making a conclusion about students' score was by comparing the t-test and the t-table. When the result of the t-test was smaller than the t-table, it meant that there was no significance among the result of the students' basic knowledge and it was appropriate for the research to be continued. The table above showed

that there was no significance between students' score in the pre-test because the t-test was smaller than the t-table ($1.05 < 2.00$).

2. The Result of Students' Post-test in Experimental and Controlled Class

Table of the result of Students' post-test in Experimental and Controlled Class (See Appendix II) described the score of post-test in Experimental and Controlled class. For the Experimental class, the lowest score in the post-test was two for two students and the highest was five for four students. In addition, for Controlled class, the lowest score was one for seven students and the highest was five for one student. Based on the results above, it was clear that the TPR method has a positive impact to improve students' pronunciation of command words.

For the total score, the table of students' post-test shows that Experimental class got 394 and Controlled class got 206. It indicated that total score in Experimental class was higher than Controlled class. Comparing with the results in pre-tests, the experimental class showed the high enhancement, in contrast, the controlled class scores were decreased.

a. Students' Classification Score in Post-test for Experimental and Controlled Class

In the Experimental class, there were 4 students or 13.3% were classified into Very Good, 10 students or 33.3% were classified into Good, 14 students or 46.7% were classified into Fair, 2 students or 6.7% were classified into Poor, and nobody classified into Very Poor.

For Controlled class, there were 1 students or 3.3% classified into Very Good, 3 students or 10% classified into Good, 10 students or 33.3% classified into Fair, 9 students or 30% classified into Poor and 7 students or 23.3% classified into Very Poor. The data are shown in the following table:

No.	Scale	Classification	Experimental Class		Controlled Class	
			F	%	F	%
1	5	Very Good	4	13.3	1	3.3
2	4	Good	10	33.3	3	10
3	3	Fair	14	46.7	10	33.3
4	2	Poor	2	6.7	9	30
5	1	Very Poor	-	-	7	23.3
TOTAL			30	100	30	100

Table 4.3 students' classification score percentile in post-test

In summary, the data shown in the table indicated that students in Experimental class have better enhancement than Controlled class. Most of students in experimental class was classified into Good and Fair because they showed their ability in pronunciation of command words through post-test. There was 10 students got the Fair and 9 students got the Poor in controlled class. In Very Good, four students in experimental class and only one student in controlled class. The student who classified into Very Good can pronounce the command words well. Only 2 students got Poor in experimental class and there were 9 students got Poor in controlled class. In addition, nobody got Very Poor in experimental class but 7 students got Very Poor in controlled class.

There were more students classified into Very Poor in controlled class than experimental class. In Very Poor, the students cannot pronounce the command words but they wanted to know how to pronounce the command words. It seemed that they cannot pronounce the command words well.

Based on the result above it can be concluded the rate percentage in the post-test was different from the rate percentage in the pre-test.

b. Mean Score and Standard Deviation

The following table presented the mean score and standard deviation of the Experimental class and Controlled class.

The Mean Score and Standard Deviation in the posttest of the Experimental class and Controlled class:

Class	Mean Score	Standard Deviation
Experimental	3.53	0.82
Controlled	2.4	1.07

Table 4.4 Mean Score and Standard Deviation in Post Test

The table indicated the mean score of Experimental class in the Post-test was 3.53 and the standard deviation was 0.82. While the mean score of the Controlled class was 2.4 and the standard deviation was 1.07.

The standard deviation of students' post-test indicated that the mean score in this research seemed likely that it did not have good dispersion value because the standard deviation was 0.82 for Experimental class and 1.07 for controlled class. On the other hand, the good dispersion value of mean score was if the result of standard deviation was under the grade of one (<1). If the standard deviation

was more or bigger than one, it showed that the value dispersion of mean score was quite bad.

Even though the standard deviation was not good enough, it can be concluded that the use of TPRmethod was beneficial to improve the pronunciation of command words of the students' because the mean score of students' post-test in Experimental group was higher than the mean score of students' post-test in the Controlled class.

c. Test of Significance Testing

The significant score between experimental and controlled class can be calculated by using t-test. The result of the t-test can be seen in table 4.5 as follows:

Variable	t-test	t-table
$X_1 - X_2$	4.52	2.00

Table 4.5 the t-test of students' achievement

Table 4 showed the result of test of significance testing. For the level of significance (p) 0.05 and the degree of freedom (df) $(N_1 + N_2) - 2 = (30 + 30) - 2 = 58$, showed that the value of the t-test was higher than t-table. The result of the test clearly showed that there was a significant difference between the students' score in the experimental and controlled class after the treatment of TPR (Total Physical Response) Method. It indicated that the TPR (Total Physical Response) Method was effective to increase students' pronunciation of command words. It meant H_0 was rejected and H_1 was accepted because the t-test was higher than t-table ($4.52 > 2.00$). Therefore, the hypothesis of the research was accepted.

B. Discussion

TPR (Total Physical Response) Method was one of the method in teaching English that could guide students to pronounce the command words. TPR is one of the effective methods in teaching pronunciation of command words because it gives students an opportunity to practice communicating in different command words and in different social physical response.

Analysis of the mean score gap in the post-test between the Experimental and Controlled ensures if the approach used was effective. The mean score of the Experimental class was 3.53 and 2.4 for Controlled class. It meant the gap of the students' score of the Experimental and Controlled class was 1.13. The explanation of the gap between the two classes indicated that the Experimental class showed higher increasing than the Controlled class while the Controlled class scores were decreased.

To sum up, based on the result of this study, which showed the students' scores were higher after the treatment in Experimental class using TPR Method, the use of TPR (Total Physical Response) Method increase their pronunciation of command words.

The findings above were in line with previous research finding. Budiarti (2012) in her research, "*The Implementation of Total Physical Response Method to Improve Students' Vocabulary Mastery (An Action Research at the Third Grade Students of Sdit Al Kamilah Semarang, Academic Year 2011/2012)*". The finding of her research showed that there was significant from 74.06 to 97.63. It

means that the method could improve the students achievement in vocabulary mastery by using TPR method.

The conclusion of research above related to Kennedy (2000) in her research, *“Total Physical Response An Innovative Strategy for the Second Language Classroom”*. Children and adult are highly motivated by using TPR because of the continual and fast-moving action, the high rate of success, and the low level of stress involved.

In another research Vojtkova (2009) *“Application of Total Physical Response Method in Teaching Fifth Form Pupils of Primary School”*. The conclusion is TPR is a successful method achieving very good results in teaching English to young pupils and the researcher believe thay his current collagues would find interest is the fact that it makes long term recall of vocabulary easier, especially for beginners.

The conclusion above related to this research findings. Munoz (2011) in her research *“Teaching English Vocabulary to Third Graders Through the Application of the Total Physical Response Method”*. The results obtained reveal that teaching English vocabulary through physical response allows children to learn faster and easie, since children find support from the physical representation of their facilitator or their peers. On the other hand, a stress-free environment allows children to be more receptive and motivated to the target language learning.

Sariyati (2013) in her reserach *“The Effectiveness of TPR (Total Physical Response) Method in English Vocabulary Mastery of Elementary School*

Children” findings that the result of Experimental class score computation to compare pretest score with posttest score showed that there was a significant difference between the pretest and posttest score of experimental class, it can be concluded that the vocabulary mastery of experimental group was significantly improved by use TPR Method.

Therefore, the use of TPR Method could help student to pronounce the command. Besides, TPR Method also helped students to remember how to pronounce the command words well. In other hand, this method could apply in teaching pronuciation of command words.

CHAPTER V

CONCLUSION AND SUGGESTION

This chapter presents the conclusions as well as few suggestions of this study. Suggestions are taken based on findings and conclusions obtained in this research.

A. Conclusion

Based on the findings, it can be concluded:

1. The students' pronunciation of command words by using TPR method at the year student of MTsN 408 Binamu Jeneponto in the Academic year 2016/2017. The result of data analysis showed that the total score of students in Experimental class in the post-test was 394 and 206 for Controlled class. In addition, the mean score in post-test for Experimental class was 3.35 and 2.4 for Controlled class. The data showed that students' score in Experimental class was higher than in Controlled class. It meant that TPR method more effective than conventional method in teaching pronunciation of command words at second year student of MTsN 408 Binamu Jeneponto in the Academic year 2016/2017.
2. The students' pronunciation of command words by using conventional method at the second year student of MTsN 408 Binamu Jeneponto in the Academic year 2016/2017. The data analysis showed the total score of students controlled class in the post-test lower than experimental class. The total score for controlled class in post-test was 206 and the

total score in the post-test for experimental class was 394. In addition, the mean score for controlled class was 2.4 and the mean score for experimental class was 3.53.

3. There was significant difference between students' pronunciation of command words by using TPR method and conventional method at the second year student of MTsN 408 Binamu Jenepono in the Academic year 2016/2017. The data showed that students' competence in Experimental class was higher than in Controlled class. The t-test for both classes in post-test was 4.52 compared to the t-table with 2.00, since the score of t-test was larger than the score of t-table, null hypothesis (H0) was rejected and alternative hypothesis (H1) was accepted. It meant that the TPR (Total Physical Response) Method which was applied in the Experimental class was effective in teaching pronunciation of command words.

B. Suggestions

In relation to the conclusion above, the researcher proposes the following offers:

1. The teacher should find out the effective strategy in teaching pronunciation
2. The students should be good learners; they should involve themselves in the classroom and pay attention to their teacher.
3. Student should have motivation in learning English.

4. The students should respect their teacher fully attention to the lesson for supporting the learning process running well.
5. The teacher should use many alternative strategies in teaching pronunciation to increase the students' pronunciation of command words.
6. The teacher should know the students difficulties in pronunciation to help them so that they can solve their problem and get out from their difficulties.
7. The English teacher should be creative in developing teaching material and present the learning process enjoyable.

BIBLIOGRAPHY

- Arikunto, Suharsimi. *Prosedur Penelitian Suatu Pendekatan Praktik*. Cet.XV: Jakarta: Rineka Cipta. 2013.
- Asher, J. (1997). *Language by Command. The Total Physical Response Approach to Learning Language*. Retrieved February 18th 2010, From <http://www.context.org/ICLIB/IC06/Asher.htm>
- Brown, H. Douglas. *Teaching by Principle on Interactive Approach to Language Pedagogy*. San Francisco: San Francisco State University. 2001.
- Budiarti, Arum Suryaningsih. *The Implementation of Total Physical Response Method to Improve Students' Vocabulary Mastery (An Action Research at the Third Grade Students of SDIT Al Kamilah Semarang Academic Year 2011/2012)*. Graduating Paper. Semarang: Diponegoro University. 2012.
- Cameron, Lyne. *Teaching Languages to Young Learners*. London: Cambridge University Press. P.40. 2001
- Celce-Murcia, M. *Teaching Pronunciation*. New York: Cambridge University. 1987.
- Cheng, F. (1998). *The Teaching Pronunciation to Chinese Students of English*. English Teaching Forum, Jan-Mar, 1998, 37-39.
- Elena, Maria and Forero, Milton Andres Valencia. *Teaching English Vocabulary to Third Graders through the Application of the Total Physical Response Method*. Graduating Paper: Pereira. 2011.
- Fadilla, Misra. *The Effectiveness of the Teaching Vocabulary through Total Physical Response Method (An Experimental Study at the Seventh Grade Students of MTS Khazanah Kebajikan Pondok Cabe Ilir)*. Graduating Paper. Jakarta: UIN Syarif Hidayatullah. 2011.
- Firth, S. (1992). Pronunciation Syllabus Design: A Question of Focus. In P. Avery & S. Ehrlich (Eds.), *Teaching American English Pronunciation*. (pp. 173-183). Oxford: Oxford University Press.
- Gay, etc. *Educational Research: Competencies for Analysis and Applications*. Edition. VIII: New Jersey: Pearson Education Inc, 2006.
- Harmer, Jeremy. 2002. *The Practice of Language Teaching*. Kucing: Pearson Education Limited. P.1883
- Hornby, A.S. 1995. *Oxford Advanced Learner's Dictionary*. Oxford: Oxford University Press.

Jamilah and Purnawan, A. *Pengembangan Instrumen Pengukur Hasil Pembelajaran Mata Kuliah Pronunciation di Jurusan Pendidikan Bahasa Inggris FBS UNY*. Retrieved 7 March 2016 from <http://staff.uny.ac.id/sites/default/files/Artikel.doc>. 2014

Kelly, G. (2000). *How to Teach Pronunciation*. Oxford: Bluestones.

Kennedy, Angela. *Total Physical Response an Innovative Strategy for the Second Language Classroom*.isd 613. Summer 2000.

Lin, H., Fan., C., & Chen, C. (1995). *Teaching Pronunciation in the Learners-Centered Classroom*. (ERIC Document Reproduction Service No. ED3932932)

Morley, J. (1991). *The Pronunciation Component in Teaching English to Speakers of Other Language*. TESOL Quarterly, 25(3), 481-520.

Munoz, Maria Elena Munoz. *Teaching English Vocabulary to Third Graders through the Application of the Total Physical Response Method*. Graduating Paper. Pereira: Universidad Tecnologica De Pereira. 2011.

Noll, M & Collins, Elena, C. (2002). *Strategies for Teaching Pronunciation and Error Correction*. Paper presented at WATESOL Professional Development Workshop, Feb. 23, 2002.

Nunan, David. 2003. *Practical English Language Teaching*. NY: McGraw-Hill.

Pimwan, Kanlayanee. *The Effect of Teaching English Pronunciation through Songs of Prathomsuksa 4 Students at Watratchaphatigaram School*. Graduating Paper. Srinakharinwirot University. 2012.

Pujiningsih, Nining. *Improving Students English Vocabulary By Using Total Physical Response (A Classroom Action Research in the Sixth Year of MI NU Manafiul Ulum Kudus in the Academic Year of 2009/2010)*. Graduating Paper. Surakarta: Sebelas Maret University. 2010.

Richards, Jack C. and Theodore Rodgers. *Approach and methods in Language Teaching*. Cambridge: Cambridge University Press. 1986

Richards, Jack C. and Theodore Rodgers. *Approach and methods in Language Teaching Second Edition*. New York: Cambridge University Press. 2001.

Sano, Masayuki. *How to Incorporate Total Physical Response into the English Programme*. ELT 40/4: Oxford University Press. 1986.

Saputri, Erin. *The Effect of Using Total Physical Response Technique on Vocabulary Achievement of the Fourth Year Students of Madrasah*

Islamiyah Ibtidaiyah Rogojampi in the 2010/2011 Academic Year. Graduating Paper: Jember University. 2011.

Scarcell, R. & Oxford, R. L. (1994). *Second Language Pronunciation: State of the Art in Instruction*. System. 22 (2), 221-230.

Septiani, Lian Eka. *Using English Song to Increase the Students Pronunciation Ability to the Eighth Year Students of SMP Negeri 1 Jatiwangi.* Graduating Paper. Cirebon: University of Swadaya Gunung Jati. 2013.

Sugiyono. *Metode Penelitian Pendidikan: Pendekatan Kuantitatif, Kualitatif, dan R&D*. Cet. XXII; Bandung: Alfabeta. 2015.

Sugiyono. *Cara Mudah Menyusun Skripsi, Tesis, dan Disertasi*. Cet. II; Bandung: Alfabeta. 2014.

Sumatri, Erno. *Improving Students Pronunciation By Using English Songs (An Experimental Study at the Tenth Grade of SMK Cyber Media).* Graduating Paper. Jakarta: UIN Syarif Hidayatullah. 2011.

Suriyanti, Ice. *The Effectiveness of TPR (Total Physical Response) Method in English Vocabulary Mastery of Elementary School Children*. Parole vol. 3 No. 1. 2013.

Vojtkova, Mrg. Nadezda. *Application of Total Physical Response Method in Teaching Fifth Form Pupils of Primary School*. Bachelor Work: Masaryk University Brno. 2009.

Widayanti, Arsida Sri. *Using English Songs Minilyrics Collaboration to Improve Student's Pronunciation in LPKM Mitra English Course Jatinom 2011/2012 Academic Year.* Graduating Paper. Surakarta: Universitas Muhammadiyah. 2013.

Widodo, Handoyo Puji. *Teaching Children Using Total Physical Response (TPR) Method*. Rethinking: Bahasa dan Seni. 2005.

Wong, R. (1987). *Teaching Pronunciation: Focus on English Rhythm and Intonation*. Englewood Cliffs, NJ: Prentice Hall Regents.

CURICULUM VITAE



The writer, **Sri Nurjasmini Samir** was born on November 06, 1995 in Jeneponto. She is the daughter of Muhammad Samir, S.Pd.I., and Hj. Nurlia Hani. She has two sisters and one brother, Lismawati Samir S.Pd.I., Sulasmianti Samir S.Pd. and Mashuri Samir.

The writer began her study in SDN 121 Balang Loe Balang, Jeneponto, South Sulawesi and graduated in 2007. She continued her study in MTsN 408 Binamu Jeneponto. She graduated in 2010. Then she continued her study in MAN Binamu Jeneponto graduated in 2013.

In 2013, she continued her study at State Islamic University of Alauddin Makassar. She was majoring in English Education Department in Tarbiyah and Teaching Science Faculty. During studied at the university, the writer active in some organizations they are United English Forum, New Generation Club, MPM of UIN Alauddin Makassar and UKM Pramuka Racana Almaida UIN Alauddin Makassar.

APPENDIX I

Result of students' pretest in Experimental and controlled class

Number of respondents	Experimental class		Controlled class	
	X	X ²	X	X ²
1	3	9	2	4
2	1	1	1	1
3	2	4	1	1
4	2	4	1	1
5	2	4	2	4
6	2	4	2	4
7	2	4	3	9
8	2	4	1	1
9	1	1	2	4
10	3	9	1	1
11	3	9	2	4
12	1	1	2	4
13	3	9	1	1
14	2	4	3	9
15	3	9	2	4
16	2	4	1	1
17	2	4	2	4
18	2	4	3	9
19	1	1	3	9
20	1	1	1	1
21	2	4	1	1
22	3	9	1	1
23	1	1	1	1
24	2	4	2	4
25	3	3	2	4
26	1	1	2	4
27	2	4	3	9
28	2	4	2	4
29	2	4	1	1
30	2	4	3	9
Σ	60	134	54	114
average	2.00		1.80	

Where:

Σ : Sum of each datum
Average : Mean score

APPENDIX II

Result of students' posttest in Experimental class and Controlled class

Number of respondents	Experimental class		Controlled class	
	X ¹	X ²	X ¹	X ²
1	5	25	2	4
2	3	9	1	1
3	4	16	2	4
4	4	16	2	4
5	3	9	3	9
6	3	9	3	9
7	4	16	3	9
8	5	25	1	1
9	3	9	3	9
10	4	16	2	4
11	4	16	3	9
12	3	9	2	4
13	3	9	1	1
14	3	9	3	9
15	5	25	3	9
16	4	16	1	1
17	3	9	2	4
18	3	9	4	16
19	2	4	5	25
20	3	9	2	4
21	3	9	1	1
22	4	16	2	4
23	3	9	1	1
24	3	9	1	1
25	5	25	2	4
26	2	4	3	9
27	4	16	4	16
28	4	16	3	9
29	3	9	3	9
30	4	16	4	16
Σ	106	394	72	206
average	3.53		2.40	

Where:

Σ : Sum of each datum

Average : Mean score

APPENDIX III

Instrument of the Research

Pre-test and Post-test

To measure the students' pronunciation of command words before and after the treatment, the students need to take a pre-test and a post-test both controlled group and experiment group. The test of pronounce the command words are:

Attention!

1. Tes ini bertujuan untuk memperoleh data tentang *Pronunciation of Command Words* oleh siswa di MTsN Binamu Jeneponto kelas VIII.
2. Hasil tes ini diperlukan untuk data penelitian dan tidak mempengaruhi nilai Bahasa Inggris anda.
3. Atas perhatian dan kerjasamanya, peneliti mengucapkan terimakasih.

1	Sit down!	11	Comb your hair!
2	Stand up!	12	Jump!
3	Come here!	13	Attention-attention!
4	Show it!	14	Stop!
5	Write your name!	15	Close the door!
6	Raise your hand!	16	Lets pray together!
7	Erase it!	17	Don't do that!
8	Wash your face!	18	Don't sleep!
9	Open your eyes!	19	Don't be noisy!
10	Brush your teeth!	20	Speak up!

Attention!

1. Tes ini bertujuan untuk memperoleh data tentang *Pronunciation of Command Words* oleh siswa di MTsN Binamu Jeneponto kelas VIII.
2. Hasil tes ini diperlukan untuk data penelitian dan tidak mempengaruhi nilai bahasa Inggris anda.
3. Atas perhatian dan kerjasamanya, peneliti mengucapkan terimakasih.

1	Come in!	11	Run!
2	Line up!	12	Read it to me!
3	Pick it up!	13	Attention-attention!
4	Go on!	14	Follow me!
5	Tell me!	15	Look at the picture!
6	Raise your hand!	16	Open the door!
7	Say it!	17	Don't be lazy!
8	Wake up!	18	Don't sleep!
9	Close your eyes!	19	Don't go out!
10	Put your book on!	20	Don't do it!

APPENDIX IV

The Standard Deviation and T-Test of Experimental and Controlled Class in pretest

1. Standard Deviation of Pre-test in Experimental Class

$$SD = \sqrt{\frac{SS}{N-1}}, \text{ where } SS = \sum X^2 - \frac{(\sum X)^2}{N}$$

$$SS = \sum X^2 - \frac{(\sum X)^2}{N}$$

$$134 - \frac{60^2}{30}$$

$$134 - \frac{3600}{30}$$

$$134 - 120$$

$$SS1 = 14$$

$$SD = \sqrt{\frac{SS}{N-1}}$$

$$SD = \sqrt{\frac{14}{30-1}}$$

$$= \sqrt{\frac{14}{29}}$$

$$= \sqrt{0.48}$$

$$SD = 0.69$$

2. Standard Deviation of Pre-test in Controlled Class

$$SD = \sqrt{\frac{SS}{N-1}}, \text{ where } SS = \sum X^2 - \frac{(\sum X)^2}{N}$$

$$SS = \sum X^2 - \frac{(\sum X)^2}{N}$$

$$114 - \frac{(54)^2}{30}$$

$$114 - \frac{2916}{30}$$

$$114 - 97.2$$

$$SS = 16.8$$

$$SD = \sqrt{\frac{SS}{N-1}}$$

$$SD = \sqrt{\frac{16.8}{30-1}}$$

$$= \sqrt{\frac{16.8}{29}}$$

$$= \sqrt{0.58}$$

$$SD = 0.76$$

1. T-test in the pre-test

$$t = \frac{\bar{x}_1 - \bar{x}_2}{\sqrt{\left(\frac{SS_1 + SS_2}{n_1 + n_2 - 2}\right) \left(\frac{1}{n_1} + \frac{1}{n_2}\right)}}$$

$$t = \frac{2.00 - 1.80}{\sqrt{\left(\frac{(14) + (16.8)}{30 + 30 - 2}\right) \left(\frac{1}{30} + \frac{1}{30}\right)}}$$

$$t = \frac{0.2}{\sqrt{\left(\frac{30.8}{58}\right) \left(\frac{2}{30}\right)}}$$

$$t = \frac{0.2}{\sqrt{(0.53)(0.07)}}$$

$$t = \frac{0.2}{\sqrt{0.04}}$$

$$t = \frac{0.2}{0.2}$$

$$t = 1$$

The Standard Deviation and T-Test of Experimental and Controlled Class in Post-test

1. Standard Deviation of Post-test in Experimental Class

$$SD = \sqrt{\frac{SS}{N-1}}, \text{ where } SS = \sum X^2 - \frac{(\sum X)^2}{N}$$

$$SS = \sum X^2 - \frac{(\sum X)^2}{N}$$

$$394 - \frac{106^2}{30}$$

$$394 - \frac{11236}{30}$$

$$394 - 374.53$$

$$SS1 = 19.47$$

$$SD = \sqrt{\frac{SS}{N-1}}$$

$$SD = \sqrt{\frac{19.47}{30-1}}$$

$$= \sqrt{\frac{19.47}{29}}$$

$$= \sqrt{0.67}$$

$$SD = 0.82$$

2. Standard Deviation of Post-test in Controlled Class

$$SD = \sqrt{\frac{SS}{N-1}}, \text{ where } SS = \sum X^2 - \frac{(\sum X)^2}{N}$$

$$SS = \sum X^2 - \frac{(\sum X)^2}{N}$$

$$206 - \frac{(72)^2}{30}$$

$$206 - \frac{5184}{30}$$

$$206 - 172.8$$

$$SS = 33.2$$

$$SD = \sqrt{\frac{SS}{N-1}}$$

$$SD = \sqrt{\frac{33.2}{30-1}}$$

$$= \sqrt{\frac{33.2}{29}}$$

$$= \sqrt{1.14}$$

$$SD = 1.07$$

2. T-test in the pre-test

$$t = \frac{\bar{x}1 - \bar{x}2}{\sqrt{\left(\frac{SS1+SS2}{n1+n2-2}\right) \left(\frac{1}{n1} + \frac{1}{n2}\right)}}$$

$$t = \frac{3.53 - 2.40}{\sqrt{\left(\frac{(19.47+33.2)}{30+30-2}\right) \left(\frac{1}{30} + \frac{1}{30}\right)}}$$

$$t = \frac{1.13}{\sqrt{\left(\frac{52.67}{58}\right) \left(\frac{2}{30}\right)}}$$

$$t = \frac{1.13}{\sqrt{(0.19)(0.07)}}$$

$$t = \frac{1.13}{\sqrt{0.0637}}$$

$$t = \frac{1.13}{0.25}$$

$$t = 4,52$$