

**THE STUDENTS' ABILITY IN USING CONTEXTUAL GUESSING
TECHNIQUE IN READING COMPREHENSION OF SECOND
GRADE IN SMA NEGERI 1 GALESONG SELATAN**



A THESIS

Submitted in Partial Fulfillment of the Requirements for the Degree of
Sarjana Pendidikan in English Education Department of
Tarbiyah and Teaching Science Faculty of
UIN Alauddin Makassar

UNIVERSITAS ISLAM NEGERI
By
SUHAIDAH
Reg. No. 20400113032
ALAUDDIN
MAKASSAR

**ENGLISH EDUCATION DEPARTMENT
TARBIYAH AND TEACHING SCIENCE FACULTY
UIN ALAUDDIN MAKASSAR
2017**

PERNYATAAN KEASLIAN SKRIPSI


Mahasiswa(i) yang bertanda tangan di bawah ini:

Nama : Suhaidah
NIM : 20400113032
Tempat/Tgl. Lahir : Galesong, 26 September 1996
Jurusan : Pendidikan Bahasa Inggris
Fakultas : Tarbiyah dan Keguruan
Alamat : Dusun Minasa Te'ne Desa Galesong Baru
Judul : The Students' Ability in Using Contextual Guessing
Technique in Reading Comprehension of Second Grade in
SMANegeri 1 Galesong Selatan

Menyatakan dengan sesungguhnya dan penuh kesadaran bahwa skripsi ini benar adalah hasil karya sendiri. Jika dikemudian hari terbukti bahwa skripsi ini merupakan duplikat, tiruan, plagiat, atau dibuat oleh orang lain, sebagian atau seluruhnya, maka skripsi dan gelar yang diperoleh karenanya batal demi hukum.

Makassar, 28 Agustus 2017

Penyusun,



Suhaidah

NIM. 20400113032

PERSETUJUAN PEMBIMBING


Pembimbing penulisan skripsi saudara **Suhaidah**, NIM: 20400113032 mahasiswi Jurusan Pendidikan Bahasa Inggris pada Fakultas Tarbiyah dan Keguruan UIN Alauddin Makassar, setelah meneliti dan mengoreksi secara seksama skripsi yang bersangkutan dengan judul “The Students’ Ability in Using Contextual Guessing Technique in Reading Comprehension of Second Grade in SMA Negeri 1 Galesong Selatan” memandang bahwa skripsi tersebut telah memenuhi syarat-syarat ilmiah dan dapat disetujui ke sidang munaqasah.

Makassar, 24 Agustus 2017

Pembimbing I

Pembimbing II


H. Erwin Hafid, Lc., M.Th.I., M.Ed.
NIP. 19740912 200003 1 002


Andi Asmawati, S.Pd., M.Pd.
NUPN. 9920100351


PENGESAHAN SKRIPSI

Skripsi yang berjudul, “**The Students’ Ability in Using Contextual Guessing Technique in Reading Comprehension of Second Grade in SMA Negeri 1 Galesong Selatan**”, yang disusun oleh **Suhaidah, NIM: 20400113032**, mahasiswa Jurusan Pendidikan Bahasa Inggris pada Fakultas Tarbiyah dan Keguruan UIN Alauddin Makassar, telah diujikan dan dipertahankan dalam sidang munaqasyah yang diselenggarakan pada hari Senin, Tanggal **28 Agustus 2017** bertepatan pada Tanggal **6 Dzulhijjah 1438 H**, dinyatakan telah dapat diterima sebagai salah satu syarat untuk memperoleh gelar Sarjana Pendidikan (S.Pd) pada Fakultas Tarbiyah dan Keguruan, Jurusan Pendidikan Bahasa Inggris dengan beberapa perbaikan.

Samata-Gowa, 28 Agustus 2017
6 Dzulhijjah 1438 H.

DEWAN PENGUJI (SK.Dekan No.1870 Tertanggal 28 Agustus 2017) ◁

Ketua : Dr. Kamsinah, M.Pd.I.
Sekretaris : Sitti Nurpahmi, S.Pd., M.Pd.
Munaqisy I : Dr. M. Rusdi T. M.Ag.
Munaqisy II : Dra. Hj. St. Azisah, M.Ed. St.Ph.D.
Pembimbing I : Dr. H. Erwin Hafid, Lc., M.Th.I., M.Ed.
Pembimbing II : Andi Asmawati, S.Pd., M.Pd.




Mengetahui :

Dekan Fakultas Tarbiyah dan Keguruan
UIN Alauddin Makassar



Dr. H. Muhammad Amri, Lc., M.Ag.
NIP: 19730120 200312 1 001

ACKNOWLEDGMENTS



Alhamdulillah Rabbil Alamin, The writer would like to praise and express her high gratitude to Allah SWT, who has given the blessing, health, opportunity and inspiration to finish this writing thesis. And also, she does not forget to express Salam and Sholawat to the prophet Muhammad SAW who has guided moslems from the darkness to the lightness and brought us from the stupidity to the cleverness era.

The researcher realizes that this writing would not finish without helping and the guidance from the other people, so the writer would like to express her deepest thanks to the following person:

1. Beloved parents, **Mara Dg Tola** and **Compu Dg Ngasseng** who always love, pray, motivate and support the researcher for all of their life. The greatest persons in researcher's heart ever.
2. **Prof. Dr. H. Musafir Pababbari, M.Si.** the Rector of Islamic State University of Alauddin Makassar for his advice during she studied at the university.
3. **Dr. H. Muhammad Amri, Lc., M.Ag.** The Dean of Tarbiyah and Teaching Science Faculty for advice and motivation.
4. **Dr. Kamsinah, M.Pd.I.** and **Sitti Nurpahmi, S.Pd., M.Pd.** The Head and the Secretary of English Department of Tarbiyah and Teaching Science Faculty of Alauddin State Islamic University (UIN) Makassar and all of the staffs.

5. The researcher's consultants, **H. Erwin Hafid, Lc., M.Th.I., M.Ed.** and **Andi Asmawati, S.Pd., M.Pd.** who have helped, guided, and supported the researcher during the writing of this thesis.
6. **Aziz Basir, S.Pd., M.Pd.** the headmaster of SMA Negeri 1 Galesong Selatan who has given permission for the researcher to conduct the study there, and the entire teachers, especially for **Irmasanti, S.Pd** the English teachers for all the time, the information about the teaching-learning process of English and also the school administration staff **Syamsani, S.Pd.** thanks for the cooperation.
7. The Second grade students of SMA Negeri 1 Galesong Selatan **XI. IPA 1** and **XI. IPA 2** intake 2016-2017 who gave their time to participate in her research.
8. For the researcher best friends, **Sukma, Ria Reski Awal, Nurhilda, Ita Trisnawati, Hardianti, Astriyanti Jafar, Sri Nurjasmini Samir, Idzni Fildza Daeng Maulana, Nur apni** and thanks for their help, support, attention, suggestion, in writing this thesis.
9. Her beloved family of English education department group 1 and 2 (**Academic year 2013**) gives her much love and motivation.

Makassar, 28 Agustus 2017
The researcher,

Suhaidah
NIM: 20400113032

TABLE OF CONTENTS

	Pages
COVER PAGE	i
PERNYATAAN KEASLIAN SKRIPSI	ii
PERSETUJUAN PEMBIMBING	iii
ACKNOWLEDGMENT	iv
TABLE OF CONTENTS	vi
LIST OF TABLES.....	viii
LIST OF FIGURES	ix
LIST OF APPENDIX	x
ABSTRACT	xi
CHAPTER I INTRODUCTION	
A. Background	1
B. Research Statements.....	4
C. Research Objective	4
D. Research Significance.....	4
E. Research Scope	5
F. Operational Definition of Terms	6
CHAPTER II REVIEW OF RELATED LITERATURES	
A. Preview of Related Literature	8
1. Preview of Related Findings.....	8
2. Some Partinent Ideas	10
B. Theoretical Framework.....	18
C. Hypothesis	20
CHAPTER III RESEARCH METHOD	
A. Research Method	21
1. Research Design	21
2. Research Variable	22
B. Population and Sample	22
1. Population	22
2. Sample	23
C. Research Instrument	23

D. Procedure of Collecting Data	23
1. Pre-test	23
2. Treatment	24
3. Post-test	24
E. Technique of Data Analysis	25
CHAPTER IV FINDINGS AND DISCUSSION	
A. Findings.....	28
1. Result of the students' pre-test in Experimental and Control Class	28
2. Result of the students' post-test in Experimental and Control Class	31
B. Discussion	35
CHAPTER V CONCLUSIONS AND SUGGESTIONS	
A. Conclusions	39
B. Suggestions	40
BIBLIOGRAPHY	41
APPENDIXES	43
CURRICULUM VITAE	84

LIST OF TABLES

Table 4.1: Students' Result of Mean Score, T-test, and T-table in Pre-test.....	28
Table 4.2: Students' Score Classification in Pre-test.....	30
Table 4.3: Students' Classification Score Percentile in Post-test.....	32
Table 4.4: Mean Score and Standard Deviation in Post Test.....	34
Table 4.5: T-test of Students' Achievements.....	35



LIST OF FIGURES

Figure 1. : Theoretical Framework.....	18
Figure 2. : Experimental Design.....	21



LIST OF APPENDIX

Appendix I	44
Appendix II	45
Appendix III	46
Appendix IV	47
Appendix V	53
Appendix VI	65
Appendix VII	72
Appendix VIII	80
Appendix IX	82



ABSTRACT

Name : Suhaidah
Reg. Number : 20400113032
Department/faculty : English Education/Tarbiyah and Teaching Science
Title : *The Students' Ability in Using Contextual Guessing Technique in Reading Comprehension of Second Grade in SMA Negeri 1 Galesong Selatan*
Consultant I : H. Erwin Hafid, Lc., M.Th.I., M.Ed.
Consultant II : Andi Asmawati, S.Pd., M.Pd.

The researcher discusses the use of Contextual Guessing Technique to improve the students' ability in Reading Comprehension. This research aimed to find out the improvement of students' ability by Contextual Guessing Technique contains some steps in Reading Comprehension. The concept of this technique is learning by doing. The students are given the opportunity to experience by themselves, the learning process.

This research used Quasi-Experimental design as the research method. This design consist of Pre-test, treatment, and Post-test. Treatment of this research were eight meetings. This research was done at the second grade students of SMA Negeri 1 Galesong Selatan consisting of 378 students. The sample of the research consisted of 50 students which were taken by Purposive Sampling.

The research finding indicated that the use of Contextual Guessing Technique improved the students' ability in Reading Comprehension at SMA Negeri 1 Galesong Selatan. The t-test result of Pre-test was **1.75** and **3.70** in Post-test. The Post-test result was greater than t-table (**3.70 > 2.00**).

Based on the result of this research, it can be conclude that the type Contextual Guessing Technique has possitive effect in teaching Reading Comprehension at the second grade students of SMA Negeri 1 Galesong Selatan.

ALA UDDIN
M A K A S S A R

CHAPTER I

INTRODUCTION

A. Background

In the ASEAN Free Trade Area (AFTA) is very important, English as an international language is used to communicate by all people in the ASEAN Countries. English has important role to develop in many aspect, especially in our country, whether in accept of economics, education, military and politics. Those aspects use English to communicate by the purpose to improve good relationship between our country and other countries to share the education system, share the technology military, etc. So that, the English language has been learned all of people through course training or in the school and it makes the subject education try to improve the teaching and learning English language to be better through developing on the curriculum, the school facilities, teacher's quality, textbook material, etc.

Reading is one of the fourth skill in English. This skill is so important in English learning, because it develops the mind. The mind is a muscle. It needs exercise. Understanding the written word is one way the mind grows in its ability.

Reading is a necessary skill that any learner needs. Unfortunately, how to teach reading has not been given due care in some schools. In the past, according to the traditional view, reading begins with the child's mastering the names of the letters, mastering the letter-sound relationships, then, learning some easy words in isolation, and, finally, reading simple stories with highly controlled vocabularies (Harp and Brewer, 1996:17).

According to Alyousef (2005: 144), “Reading can be seen as an interactive process between a reader and a text which leads to automaticity or reading fluency.” While Grabe (1991: 377) argues “Reading can be seen as an active process of comprehending where students need to be taught strategies to read more efficiently, for example, guess from context, define expectations, make inferences about the text, skim ahead to fill in the context, etc.”

Based on the preliminary survey in SMA Negeri 1 Galesong Selatan, students said that they have some difficulties to indentifying information of the text. The difficalties are the students’ lack of interest in reading comprehension and the students’ lack of understanding to find the meaning words of context. The teacher only uses one technique namely, conventional technique. In the reading class, the teacher presents a subject in the text book and asks students to read whether silently or loudly, and then students have to answer the questions that follow. Consequently, the reading lesson becomes monotonous and boring, students lack motivation to read, even if they read, they show negative attitudes. As a result, the students are not able to get good scores in their reading achievement.

Reading cannot be separated from comprehension. That is why there appear a lot of problem dealing with reading comprehension. Many English learners find it difficult to understand the English text. Very often, they get stuck because of some problems, such as unfamiliar words, their inability in understanding the context, being reluctant, and so forth. Reading is not an easy

skill to master. It is a complex process that requires specialized skill of the reader (Dechant, 1977: 21). Besides, it is also comprehension process as well as writing.

The technique of finding the meaning of an unknown word through its use in a sentences and then guessing how it is pronounced is known as contextual guessing or context identification, or the use of context clues. Contextual guessing is the most important skill used by most readers in attacking new words (Sukri, 2012). It is closely related to comprehension and this is one of the most practical skills students learn. Contextual clues have several uses in reading. The procedures for developing abilities in contextual guessing can be incorporated in class reading presentations or special exercises. Before we go further analyzing contextual guessing, we must consider a few preliminary question concerning this skill. These questions pertain to the usefulness and to the trainability of the guessing skill.

Thus, based on the problems above, the teachers should help the students to facilitate and find the effective technique to develop students' reading comprehension. It is important for the teacher to find the technique that is easy and can be applied for the students in learning reading. By using the effective technique, the students can follow the lesson well and they can increase their reading comprehension because the technique of teaching influences the students' will be easy to understand the meaning of context. Therefore, the researchers is inspired to conduct a research under the title ***“The Students Ability in Using Contextual Guessing Technique in reading Comprehension of Second Grade in SMA Negeri 1 Galesong Selatan”***

B. Research Problem

Relating to the issues and the assumption that the teaching reading by the contextual guessing technique can be use to stimulate the students' to comprehend any English text, so the researcher formulates research question as follow :

How was the students' ability using contextual guessing technique in reading comprehension of the second grade in SMA Negeri 1 Galesong Selatan?

C. Research Objectives

The objectives of the research can be specified as follow:

To find out the students' ability in using contextual guessing technique in reading comprehension of second grade in SMA Negeri 1 Galesong Selatan.

D. Research Significance

1. Theoretical significance

The research will give some useful information about how to improve reading comprehension by using Contextual Guessing Technique. This research is expected to use as reference for other researcher to conduct a research in English teaching-learning proceess. Hopefully, the result of this study is useful for students, teachers, and all of the readers.

2. Practical significance

a. For the students

By learning reading comprehension, the students can take some information to identify their problems in mastering reading comprehension. Furthermore, they can also increase their ability in reading comprehension.

b. For the teachers

This research is expected to provide students with the information about reading comprehension, in which the teachers will help their students when facing some problems in mastering it. English teachers can use the result of the study as a feedback on teaching reading activities so that the objectives of the English teaching program (especially reading goals) can be achieved.

c. For the researcher

By doing the research, the researcher hopes that she can study and get more information to identify the problem in mastering reading comprehension. Besides, the researcher will get new experience and knowledge for the future of her life.

d. For the next researcher

It is expected to give meaningful information and to give motivation for the next researcher to create another research about strategy.

E. Research Scope

The scope of the research was limited on the Contextual Guessing Technique to improve students' reading comprehension at the second grade students' of SMA Negeri 1 Galesong Selatan. The researcher used descriptive text and recount text as the material. There were four level of comprehension (Burns ET.AI, 1984:177), e.g. literal reading, interpretive reading, critical reading, and creative reading. But the researcher choose, the *Interpretive Reading Level* because based on the researcher observation this second grade students of SMA

Negeri 1 Galesong Selatan have not be able to understand about how to find the meaning words of context.

F. Operational Definition of Terms

There are some key terms of this study, as follow:

1. Reading comprehension

Reading comprehension is a complex undertaking that involves many levels of processing. One of the most fundamental aspects of comprehension is the ability to deal with unfamiliar words encountered in text. Readers who struggle with word-level tasks use up valuable cognitive space that could be allotted to deeper levels of text analysis. It is not enough to rely on context cues to predict the meaning of new words, since this strategy often results in erroneous or superficial understandings of key terms, especially in content-area reading (Paynter, Bodrova, & Doty, 2005). Mature readers need to possess a basic knowledge of “how words work” and a set of strategies for approaching new words encountered throughout the day.

It is necessary for the students of Senior High School to master reading comprehension. Cooper (1986:11) stated that Comprehension is a process in which the reader may construct meaning by interacting with the text. In reading comprehension, a reader should have knowledge about understanding the reading passage. The common questions on the passages are primarily about the main ideas, details, and an inference that can be drawn from the passages.

2. Contextual guessing

Contextual guessing is the most important skill used by most readers in attacking new words (Sukri, 2012). It is closely related to comprehension and this is one of the most practical skills students learn. Context clues have several uses in reading. The four uses named below are of special importance to readers of foreign languages: First, context clues help readers to derive the pronunciation and meaning of a known word from its uses in a sentence. Second, context clues also help to determine the pronunciation and meaning of an unknown word from its use in a sentence. When context is used for this purpose, a student reads around an unknown word, gets the general meaning of the sentence and then guesses at the pronunciation and meaning of the unfamiliar word from the way it is used. Third, context determines how the accentuation of similar words used in different contexts or with different grammatical usages affects their meanings. Fourth, context provides clues to the meanings of words that vary according to the subject area in which they are used. Context clues can function only if the material is suited to the reader in terms of difficulty and familiarity or interest. If the context is too involved, or if there are too many unknown words, context is of little value.

CHAPTER II

REVIEW OF RELATED LITERATURE

A. Review of related literature

1. Previous of Related Findings

Sadar (2011) in her research, "*The Application of Read, Record, Recite (3R) Technique in Improving The Student's Reading Comprehension at The Second Year of MTsN Alla' Enrekang Regency*", concludes that this technique can help students to improve reading comprehension of the second year students of MTsN Alla' Enrekang Regency. The result of this research showed the value of t-test (15,55) was greater than the value of t-table (2,064).

Kamaruddin (2011) in his research, "*Using PQ4R (Preview, Question, Read, Reflect, Recite, and Review Method in Improving The Students' Reading Comprehension at The Second Year of MA DDI Alliriteng Maros*" concludes that teaching reading by using this method can improve their reading comprehension at the second year student of MTsN Alla' Enrekang Regency. The result of this research showed the value of t-test (2,90) was greater than the value of t-table 2,024).

Syatriana (2006) in her research about "*Improving reading comprehension at the English students of STKIP-YPUP trough SMQ (Students Made Question) technique,*" found that the implementation of the SMQ technique can be alternative technique that can be used by English Teacher.

Andriani (2004) in her research, "*Using Team Work Method of Teaching Reading Comprehension the Second Year Students at SMK 1 Limbung*". The finding of her research showed that there was significant with t-test 7, 32 and t-table 2, 086. While, the value of t-test ($7, 32 > 2, 086$). It means that the method could improve the student achievement in comprehending the reading material.

Hastuti (2008) on her research, *Teaching reading comprehension at the second year students of MAN 2 Pare Pare, concluded that PSQ5R (Purpose, Survey, Question, Read selectively, Recite, Reduce-record, Reflect, and Review)* method is valuable to help the students in learning English especially for comprehending reading materials.

Fatimah (2004) in her research, *Developing Reading Comprehension Through Students Team Achievement Division (STAD)*. Found that the third semester students of FBS UNM in the 2003 / 2004 academic year can develop the reading comprehension by the basic component of cooperative learning, were: (1) Class Presentation, (2) Team, (3) Quiz, (4) Individual improvement scores, (5) Team Recognitions. Her research showed that the third semester students of FBS UNM had inadequate score in pre-test. However, after doing the treatment by using method their reading comprehension ability got high score in post test. The finding of her research showed that there was significant with t-test 6, 20 and t-table 3,023, while, the value of t-test ($6, 20 > 3, 6$). It means that the method could improve the student achievement in comprehending the reading material.

In the researcher point of view, the above related studies present complicated strategies in improving student's Reading Comprehension. They had a similarity with this research because all of them had some objective to improve the students' reading comprehension. In contrast, this research has difference with previous finding above, because it will be conducted by different strategy and procedure. A good strategy should present an easiest and a simplest one and it can reduce to the teacher in class activities as trigger student's creativities to independent learners. Finally, the researcher will try to use a new technique namely Contextual Guessing Technique. This technique can help students more understand what they have read.

2. Some Pertinent Ideas

a. The definition of reading

Aebersold and Field (1997: 15) reading is what happens when people look at a text and assign meaning to the written symbols in that text. The similar definition stated by Nunan (1998: 33) that reading is a process of decoding written symbols, working from a smaller unit (individual letters) to larger ones (words, clauses, and sentences). Based on the theories above, it can be concluded that reading is a more much complex process to obtain ideas or meaning from a text, which is symbolized in written or printed language.

1. Concept of Reading

Reading is an interactive and constructive process involving the reader, the text, and the context of the reading experience. Reading involve the development of an understanding of text, thinking about text in different

ways, and using variety of text types for different purpose (from the framework for the NAEP reading assessment, Grigg, Daane, Jin, & Campbel,2003, P.3). other definition that reading is a complex developmental challenge that we know to be intertwined with many others developmental accomplishments : attention, memory, language, and motivation. For example, reading is not only a cognitive Psycholinguistics activity but also asocial activity. (snow, burns & Griffin, 1998, P.15).

2. Level of Reading

Some people say that the act of reading only consists of pronouncing words. They consider that comprehension is not important. Concentrating on pronouncing words rather than comprehending the essence of the passage is a waste of precious time. Based on the idea above, the teacher needs to emphasize the basic comprehension skills. According to Burns ET. Al (1984: 177) there are four level of comprehension:

a). Literal Reading

Literal reading or reading for literal comprehension which involves acquiring information that directly stated in a section, is important and also prerequisite for higher level understanding. At this level, the readers are able to comprehend what the author has said.

b). Interpretive Reading

Interpretive reading involving reading between the lines or making inferences, it is the process of deriving ideas that are implied rather than

directly stated. At this level, the readers are able to understand what the author means.

c). Critical Reading

Critical reading is evaluating written material comparing the ideas discovered in the material, which is known standards and drawing conclusion about their accuracy, appropriateness. Critical reading depends upon literal comprehension and grasping implied ideas is especially important.

d). Creative Reading

Creative reading involves going beyond the material presented the author. It requires readers to think as they read, just as critical reading does, and it also requires them to use their imagination. In teaching reading, a teacher must teach the four levels of comprehension level. First, use a discussion or questioning technique that brings out just what the author said or in other words, in pre-reading; a teacher ask questions related to the topic before he starts his reading. It is probably more effective to develop desire to read the article and help them arrive at a literal understanding of the piece to be read. Then, after the students have completed reading the assigned section, teacher and students should discuss it.

b. Techniques reading comprehension

Based on the theories above, it can be concluded that reading is a complex process to obtain ideas or meaning from a text which is symbolized in written or printed language. Comprehension in reading means that when someone reads he must understand what he reads. It can be said that in reading comprehension, there

should be an interaction between the author and the reader. The author expresses his ideas in the form of written language and the reader has to understand the meaning of the text intended by the author. To be able to achieve the purposes of reading comprehension, one should have some basic reading skills as follows; (1) literal skills (getting the central thought and main idea, recalling and recognizing of facts and information, finding answer to specific questions); (2) interpretive skills (drawing conclusions, generalizing, deriving meaning from context); (3) critical skill (determining the writer's purpose); and (4) creative skills (applying information into daily life). In relation to the study, those skills can be implemented into two levels of understanding as follows:

a). Reading the lines

Learners are able to understand the literal meaning i.e., responding to the precise meaning of familiar words in their context and inferring the meaning of unfamiliar words from contextual clues and also visualizing the scenes and events the words conjure up.

b). Reading between the lines

Learners are able to get the writer's intent and purpose, to interpret clues to character and plot, and to distinguish between fact and fiction.

c). Strategies of Reading

Language instructors are often frustrated by the fact that students do not automatically transfer the strategies they use when reading in their native language to reading in a language they are learning. Instead, they seem to think reading means starting at the beginning and going word by word,

stopping to look up every unknown vocabulary item, until they reach the end. When they do this, students are relying exclusively on their linguistic knowledge, a bottom-up strategy. One of the most important functions of the language instructor, then, is to help students move past this idea and use top-down strategies as they do in their native language.

Effective language instructors show students how they can adjust their reading behavior to deal with a variety of situations, types of input, and reading purposes. They help students develop a set of reading strategies and match appropriate strategies to each reading situation.

Strategies that can help students read more quickly and effectively include:

1. Previewing: reviewing titles, section headings, and photo captions to get a sense of the structure and content of a reading selection.
2. Predicting: using knowledge of the subject matter to make predictions about content and vocabulary and check comprehension; using knowledge of the text type and purpose to make predictions about discourse structure; using knowledge about the author to make prediction about writing style, vocabulary, and content.
3. Skimming and scanning: using a quick survey of the text to get the main idea, identify text structure, confirm or question predictions.
4. Guessing from context: using prior knowledge of the subject and the ideas in the text as clues to the meanings of unknown words, instead of stopping to look them up.

5. Paraphrasing: stopping at the end of a section to check comprehension by restating the information and ideas in the text.

c. Contextual guessing

Contextual guessing is the most important skill used by most reader in attacking new words. It is closely related to comprehension and this is one of the most practical skill students learn. Context clues have several uses in reading. The four uses named below are of special importance to readers of foreign languages: First, context clues help readers to derive the pronunciation and meaning of a known word from its uses in a sentence. Second, context clues also help to determine the pronunciation and meaning of an unknown word from its use in a sentence. When context is used for this purpose, a student reads around an unknown word, gets the general meaning of the sentence and then guesses at the pronunciation and meaning of the unfamiliar word from the way it is used. Third, context determines how the accentuation of similar words used in different contexts or with different grammatical usages affects their meanings. Fourth, context provides clues to the meanings of words that vary according to the subject area in which they are used. Context clues can function only if the material is suited to the reader in terms of difficulty and familiarity or interest. If the context is too involved, or if there are too many unknown words, context is of little value.

A language learner reads most words in text as sight words and uses information in text to unlock the meaning of unknown words (Gaskins, 2004). Contextual guessing strategies are commonly used to infer the meaning of unfamiliar words in situations when language learners have a lack of knowledge

in vocabulary, grammar, or other linguistic elements to read a given text. According to Oxford (1990), contextual guessing strategies can be made based on a wide range of clues; namely, linguistic and nonlinguistic clues.

Language learners establish the meaning of a new word based on interpretation of its immediate text, which is one or two words before or following the unknown word. Learners also use other linguistic clues, such as semantic or syntactic knowledge to unlock the meaning of new words. With regard to nonlinguistic clues, language learners apply the knowledge of context, text structure, and general world knowledge (Oxford, 1990). In a similar vein, Nagy (1995) suggests that the effects of contextual guessing are determined by language learners' knowledge of linguistics, strategies, and the world. Linguistics knowledge includes knowledge with regard to syntax, word schemas, and vocabulary. The meaning of a word determines its syntactic behavior. Likewise, the syntactic behavior of a word in text provides important information concerning its word meaning. Language learners with strong syntactic knowledge tend to accurately infer the meaning of unknown words; the context constrains the possible meanings for a given word in text. Knowledge of the words surrounding an unknown word helps language learners infer the meaning of the words in context. Learners can guess the meaning of the unknown words based on the schema created by the words. Vocabulary also provides learners with information regarding the words using their affixes to predict its meaning. For instance, the words "dictionary", "predict", and "diction" share the same affix, "dict". With the

knowledge about the affix, language learners can easily and accurately predict the meaning of the word.

Strategic knowledge is defined as conscious control over cognitive resources, which enables language learners to effectively unlock and gain better retention of the meaning of unknown words. World knowledge gives learners the context to select the appropriate meaning of a word or to infer the meaning of an unfamiliar word in a given context. Learning a word from context requires matching to familiar concepts, which brings in the concept of world knowledge. Although dictionary use can enhance the accuracy and precision of the meaning of unknown words, it slows learners' reading comprehension (Knight, 1994). Thus, some teachers encourage students to guess the meaning of an unknown word from its context and to refer to a dictionary only as a last resort.

According to Nation (2001), learning vocabulary via guessing from context is the most important of all sources of vocabulary learning. Many educators encourage the contextual guessing strategy, which refers to the use of background knowledge and linguistics cues to infer the meaning of unknown words (Kaivanpanah & Alavi, 2008). Parel (2004) found that although reading comprehension results from receptive vocabulary knowledge, the ability to use inferencing strategies improves the reading skills of language learners with low receptive vocabulary.

According to Paribakht's (2004) study highlighted how learners frequently use their background knowledge to enhance the accuracy of guessing the meaning of unknown words. If the topic or main idea of the text is familiar, learners have a

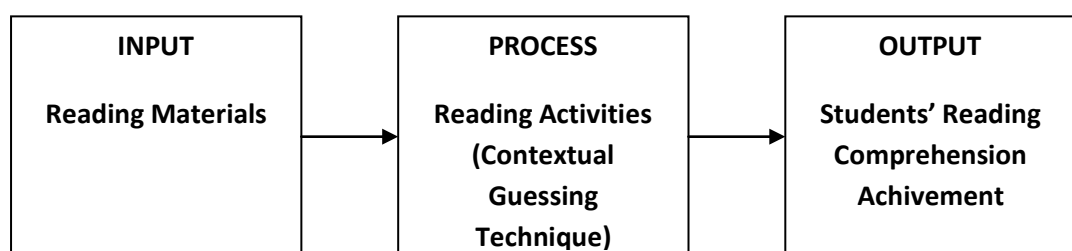
greater possibility of correctly guessing the meaning of unknown word. Fischer (1994) contends that students who infer the meaning of an unfamiliar word generate their own equivalent meaning based on contextual cues. In addition, a dictionary provides a contextualized meaning (Rhoder & Huerster, 2002). Therefore, students often have difficulty developing an appropriate context for an unfamiliar word based on dictionary definitions.

Contextual guessing is defined as an important strategy in the absence of dictionaries or human assistance and it “entails guessing the meaning of target word based on interpretation of its immediate context with or without reference to knowledge of the world” (Haastrup, 1989 in Parel, 2004:848).

B. Theoretical Framework

Some main ideas that have been correlating in the research process, they were reading materials, teaching reading by using Contextual Guessing Technique aims to improve the students reading comprehension. The researcher conducted a pre-experimental research to know The Student Ability in Using Contextual Guessing Technique in Reading Comprehension of Second Grade in SMA Negeri 1 Galesong Selatan. The theoretical framework underlying in this research was given in the following diagram:

Figure 1. Theoretical Framework



1. Input refers to the reading material.
2. Process refers to teaching reading by using Contextual Guessing Technique.
3. Output refers to reading comprehension of students.

The process of reading comprehension as has been quoted from Lamb (1976:57) ideas was reading comprehension in perspective with the simple statement, 'reading' is the inferred mental activity that take places when a person sense and makes discrimination among people, objects, places, and ideas, in his environment.

For the mechanical and comprehension process, Lamb (1976:145) suggests that, the mechanical process includes. 1) Developing vocabulary, 2) Developing skill in identifying unfamiliar words thought structural analysis, context clause, dictionary words, and phonics, 3) Developing speed in silent reading, adjusting to the types of the material to read, 4) Developing oral reading skill such as phrasing, expression, pitch, and pronunciation, 5) Developing efficient eye movement. And comprehension process includes that the developing of the ability, 1) to remember, evaluate and generalize from what the reader read, 2) to note and recall the details, and the last, 3) to understanding the author's ideas and the point of view.

In conclusion, the process of reading comprehension was the readers read the materials to interact and evaluate between the mind of the read and the language of the text, decoding and meaning was important to the reader, that he used to relate the printed words, to discover the meaning, to interpret and to put into action, and to assimilate into his total experience.

C. Hypothesis

Based on problem statement was presented by the reseacher, The hypothesis of this research is formulated as follows:

H₁: Using contextual guessing technique could improve the students' ability in reading comprehension of second grade in SMA Negeri 1 Galesong Selatan.

H₀: Using contextual guessing technique could not improve the students' ability in reading comprehension of second grade in SMA Negeri 1 Galesong Selatan.

CHAPTER III

RESEARCH METHOD

A. Research Method

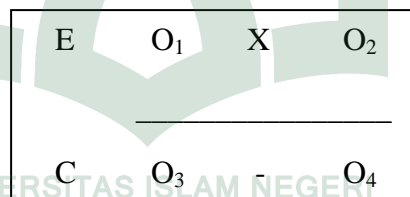
Research method was a procedure that used in research systematically. It starts from planning, collecting data, until step of interpretation of conclusion.

1. Research design

The design of this research was quasi-experimental research. In this case the researcher wants to know the significant effect of Contextual Guessing Technique to improve students' reading comprehension.

The model of Quasi-Experimental design, exactly Non-equivalent Control Group design:

Figure 2. Quasi-Experimental Design



Explanation:

E : Experimental class

C : Control class

O₁ : Pretest in experimental class

O₂ : Pretest in control class

X : Treatment for experimental class by using Contextual Guessing Technique

O_3 : post test in experimental class

O_4 : post test in control class

(Adapted from *Sugiyono, 2010*)

2. Research variable

There were two variables in this research; they were independent variable and dependent variable:

a. Independent variable

The independent variable was Contextual Guessing Technique, which was the teaching aids that help the students to improve their reading comprehension. Independent variable was affected dependent variable. It showed how the use of the Contextual Guessing Technique could improve students reading comprehension.

b. Dependent variable

The dependent variable was students reading ability in comprehending a text. Dependent variable was affected by independent variable.

B. Population and Sample

1. Population

The population of this research, were all the second grade students of SMA Negeri 1 Galesong Selatan. There were 11 classes, Divided into two program, there were XI.IPA1, XI.IPA2, XI.IPA3, XI.IPA4, XI.IPA5, XI.IPA6, XI.IPA7, and XI.IPS1, XI.IPS2, XI.IPS3, XI.IPS4. So, the total of population are 378 students.

2. Sample

The researcher applies the Cluster Sampling Technique in which two class taken as sample. In this case, the researcher choose class XI.IPA1 as the experimental class and class XI.IPA2 as the control class. Each of the classes consists of 25 students, therefore the total number of sample were 50 students.

C. Research Instrument

The instrument of this research was reading test. Test was taken in the material descriptive text and recount text. The test was consists of 20 items of multiple choices, and 10 items of essay. The test divided into of pre- test and post-test.

D. Procedure of Collecting Data

The procedure of collecting data, was present in choronological order as follows:

1. Pre-test

The test was given to the students before treatments. The purpose was to now the students reading comprehension ability before applying Contextual Guessing Technique.

The procedures of pre-test as follows:

- a. The researcher distributed the test to the students
- b. The researcher explained to the student how to work out the test
- c. The student did the test in 45 minutes
- d. The researcher collected the test.

2. Treatment

The treatments were given to the students after giving the pre-test. The experimental class was treated by teaching reading comprehension by using Contextual Guessing Technique. The treatment were given for six meeting at least.

The treatment of this research was represent as follows:

- a. The researcher asked the students about the topic
- b. The researcher asked the students what did they want to know about the topic
- c. The material will gave by the researcher to the students, and then the students answered the question accordance with the topic.
- d. The researcher gave chance for the students to explain the topic by Contextual Guessing Technique based on their own knowledge and how to get information by the topic.
- e. The researcher made conclusion

3. Post-test

The post-test was given to the sample after treatments; the purpose was to know the students' achievement in reading comprehension after applying Contextual Guessing Technique.

E. Technique of Data Analysis

The data collect through the test that are analyzed quantitatively by employing statistical calculation to the hypothesis. The procedure under taken in quantitative analysis will form as follows:

1. Scoring the student's answer by using the following formula.

$$\text{Score} = \frac{\text{Students' correct answer}}{\text{Total number of item}} \times 100$$

(Depdikbud in Sukirman 2010:36)

2. Tabulating the score of the students formula into the following classification.

No	Classification	Score
1.	96-100	Excellent
2.	86-95	Very Good
3.	76-85	Good
4.	66-75	Fairly good
5.	56-65	Fair
6.	46-55	Poor
7.	0-45	Very Poor

(Depdikbud in Sukirman 2010:36)

3. Calculating the mean score of the students' answer by using the following formula:

$$\bar{X} = \frac{\sum X}{N}$$

Where:

\bar{X} = mean score

$\sum X$ = the sum of all scores

N = the total number of subject

(Gay, 2006: 320)

4. Finding out the standard deviation by applying this formula:

$$SD = \sqrt{\frac{SS}{N - 1}}, \text{ where } SS = \sum X^2 - \frac{(\sum X)^2}{N}$$

Where:

SD = Standard Deviation

SS = The sum of square

N = Total number of the subjects

$\sum X^2$ = The sum of all square; each score is squared and all the squares are added up

$(\sum X)^2$ = The square of the sum; all the scores are added up and the sum is square, total.

(Gay, 2006: 321)

5. The formula used in finding out the difference between students' score in pre-test and post-test.

$$t = \frac{\bar{x}_1 - \bar{x}_2}{\sqrt{\left(\frac{SS_1 + SS_2}{n_1 + n_2 - 2}\right) \left(\frac{1}{n_1} + \frac{1}{n_2}\right)}}$$

Where:

t = Test of significance

\bar{x}_1 = Mean score of experimental group

\bar{x}_2 = Mean score of controlled group

SS₁ = Sum square of experimental group

SS₂ = Sum square of controlled group

n₁ = Number of students of experimental group

n₂ = Number of students of controlled group.

(Gay, 2006: 349)

CHAPTER IV

FINDINGS AND DISCUSSION

A. Findings

Findings of the study deal with the presentation rate of the students' score obtained from the test to find the mean score, standard deviation, test of significance, and hypothesis testing.

1. Result of Students' Pre Test in Experimental and Control Class

The result score of students' pre-test in Experimental Class were shown in the (Appendix I). It showed that the lowest score of pre-test in Experimental class was 53.33 for 12 students and highest is 66.67 for 10 students.

For the Control Class, the data were shown in the Appendix 1. It showed that the lowest score in the pre-test was 53.33 for 5 students and the highest score was 73.33 for 3 students. After assessing the individual score, the researcher calculated the score to get the mean score. It was important to determine the mean score for both classes and the t-test to measure students' basic knowledge, to find out whether the result was significant or not and to be able to make sure whether the research can be continued or not. Students' means score for both classes and the t-test in the pre-test were shown in the following table.

a. Students' result of Mean Score, T-test, and T-table in pre-test

Class	Mean Score	t-test	t-table
Experimental Class	59.33	1.75	2.00
Control Class	62.80		

Table 4.1 Students' result of Mean Score, T-test, and T-table in pretest

The table showed that the mean score of the students in the Experimental class was lower than in the Control class. The result of the mean score described that the difference of the students' basic knowledge. In addition, t-test of the pre-test between Experimental and Control class was 1.75 and the t-table is 2.00.

Making conclusion about students' score was by comparing the t-test and the t-table. When the result of the t-test was smaller than the t-table, it meant that there was no significance among the result of the students' basic knowledge and it was appropriate for the research to be continued. The table above showed that there was no significance between students' score in the pre-test because the t-test was smaller than the t-table ($1.75 < 2.00$).

b. Students' Score Classification Percentile in Pre-test

No.	Scale	Classification	Experimental Class		Control Class	
			F	%	F	%
1	96 – 100	Excellent	-	-	-	-
2	86 – 95	Very Good	-	-	-	-
3	76 – 85	Good	-	-	-	-
4	66 – 75	Fairly Good	10	40	13	52
5	56 – 65	Fair	3	12	7	28
6	46-55	Poor	12	48	5	20
7	0 – 45	Very Poor	-	-	-	-
TOTAL			25	100	25	100

Table 4.2 Students' Score Classification Percentile in Pre-test

The table showed that the Experimental class, there was 10 student or 40% classified into Fairly Good, 3 students or 12% were classified into Fair, 12 student or 48% were classified into poor, and nobody one of students got the very poor score.

For Control class, there were 13 students or 52% classified into Fairly Good, 7 students or 28% classified into fair, 5 students or 20% classified into poor, and same with the Experimentl class no one students got the score very poor.

In summary, for both classes nobody classified into neither Excellent nor Very Good. Most of students in experimental class got Poor, and there were twelve students classified into Poor and five students classified into Poor for control class. The students classified into Poor because they do not have ability in comprehending text well. It was shown by the result of their enhancement in reading through pre-test. They almost cannot understand all of question.

In other hand, there were many students classified into Fairly good in Control class because they have better enhancement in comprehend the text in pretest than Experimental class. In addition, student classified into Fairly Good and Fair for both of classes almost equal.

2. Result of Students' Post Test in Experimental and Control Class

Table of the result of Students' post-test in Experimental and Control Class (See Appendix II) described the score of post-test in Experimental and Control class. For the Experimental class, the lowest score in the post-test was 73.33 for 5 students and the highest was 93.33 for 4 students. In addition, for Control class, the lowest score was 63.33 for 1 student and the highest was 93.33 for 1 student. Based on the results above, it was clear that the Contextual Guessing Technique has a positive impact to improve students' reading comprehension.

For the total score, the table of students' post-test shows that Experimental class got 2060.02 and Control class got 1870.02. It indicated that total score in Experimental class was higher than Control class. Comparing with the results in pre-

tests, the experimental class showed the high enhancement, in contrast, the control class scores were decreased.

a. Students' Classification Score in Post-test for Experimental and Control Class.

No.	Scale	Classification	Experimental Class		Control Class	
			F	%	F	%
1	96 – 100	Excellent	-	-	-	-
2	86 – 95	Very Good	13	52	4	16
3	76 – 85	Good	7	28	7	28
4	66 – 75	Fairly Good	5	20	13	52
5	56 – 65	Fair	-	-	1	4
6	46-55	Poor	-	-	-	-
7	0 – 45	Very Poor	-	-	-	-
TOTAL			25	100	25	100

Table 4.3 Students' Score Classification Percentile in Post-test

The table showed that the Experimental class, there were 13 students or 52% were classified into Very Good, 7 students or 28% were classified into Good, 5 students or 20 % were classified into Fairly Good.

For Control class, there were 1 students or 4% classified into Fair, 13 student or 52% classified into Fairly Good, 7 students or 28% classified into Good, and 4 students or 16% classified into Very Good.

In summary, the data shown in the table indicated that students in Experimental class have better enhancement than Control class. For both classes,

there was nobody classified into excellent. Most of students in experimental class was classified into Very Good and Good and also there was no students got the fair score because they showed their ability in comprehending the text through post-test while in the control class there was four students got very good score and seven students got good score but there one student got fair score. The students got the Very Good and Good were great in understanding the content of the text, they almost answer all of question in the post-test.

In Good score, seven students in experimental class and control class. The student who classified into Good score they cannot comprehend the text as good as the student classified into Very Good. In addition, they cannot understand the overall meaning of the text.

There were more students classified into Fairly Good in control class than experimental class. In Fairly Good, the students could understand the text but they were still interpreting the text word by word. It seemed that they cannot answer the question well. But in the score Fair, none students got the fair in the Experimental class while in the Control class there was one student got the Fair score.

The both of class nothing got Poor and Very Poor score, because they have ability in comprehending the text, but they were still guess the meaning word by word and limited the vocabulary so that they difficult to comprehend the text.

Based on the result above it can be concluded the rate percentage in the post-test was different from the rate percentage in the pre-test.

b. Mean Score and Standard Deviation

The following table presented the mean score and standard deviation of the Experimental class and Control class.

The Mean Score and Standard Deviation in the posttest of the Experimental class and Control class:

Class	Mean Score	Standard Deviation
Experimental	82.40	7.28
Control	74.80	7.29

Table 4.4 Mean Score and Standard Deviation in Post Test

The table indicated the mean score of Experimental class in the Posttest was 82.40 and the standard deviation was 7.28. While the mean score of the Control class was 74.80 and the standard deviation was 7.29.

The standard deviation of students' pos-ttest indicated that the mean score in this research seemed likely that it did not have good dispersion value because the standard deviation was 7.28 for Experimental class and 7.29 for control class. On the other hand, the good dispersion value of mean score was if the result of standard deviation was under the grade of one (<1). If the standard deviation was more or bigger than one, it showed that the value dispersion of mean score was quite bad.

Even though the standard deviation was not good enough, it can be concluded that the use of Contextual Guessing Technique was beneficial to improve the reading comprehension of the students' because the mean score of students' post-test in

Experimental group was higher than the mean score of students' post-test in the Control class.

c. Test of Significance Testing

The significant score between experimental and control class can be calculated by using t-test. The result of the t-test can be seen in table 4.5 as follows:

Variable	t-test	t-table
$X_1 - X_2$	3.70	2.00

Table 4.5 the t-test of students' achievement

Table 4 showed the result of test of significance testing. For the level of significance (p) 0, 05 and the degree of freedom (df) $(N_1 + N_2) - 2 = (25 + 25) - 2 = 48$, showed that the value of the t-test was higher than t-table. The result of the test clearly showed that there was a significant difference between the students' score in the experimental and control class after the treatment of Contextual Guessing Technique. It indicated that the Contextual Guessing Technique was effective in improving students' reading comprehension. It meant H_0 was rejected and H_1 was accepted because the t-test was higher than t-table ($3.76 > 2.00$). Therefore, the hypothesis of the research was accepted.

B. Discussion

In Reading Comprehension, the teacher need to be creative enough to make students cannot feel bored in teaching and learning process. So, there most of students think that Reading Comprehension is not difficult subject. Using Contextual

Guessing in Reading Comprehension learning in the class is a suitable technique for active class. This technique can apply in teaching and learning process. Beside students is guess the meaning of context and students also have vocabulary to know the meaning of word.

During observation (First meeting), the researcher was introduced the contextual guessing technique in teaching reading comprehension, and how to practice this technique. After that, the researcher distributed the test to the students then the researcher explain to the students how to work out the test, the researcher also gave the students 45 minutes do the test. But there were some students who sit in the backside of the class did not pay attention with explanation the researcher's instruction and they tried to talk each other by her friend, look bored and feel sleepy. To solve the problem, the researcher gave more attention to the students and sometimes the researcher walk to behind of class.

After the researcher implemented contextual guessing technique in teaching Reading Comprehension, she got the data. There were significant improvements from the students' Ability on Reading Comprehension. Students were being enthusiastic in teaching and learning process by using contextual guessing. Most of students are active in respond to students or teacher questions. Students also could guess the meaning of context without use the dictionary. It was analyze from each test and then the researcher got the result of the quasi-experimental research as followed:

The researcher concludes that was an improvement on students' ability in reading comprehension after taught using contextual guessing technique. From pre-test showed that students' achievement was 59.33 it means that still low ability in some students, because the standardized from KKM (Kriteria Ketuntasan Minimal) was 73. In post-test showed that there was increasing students' achievement up to 82.40. It means there was improvement after using contextual guessing technique.

The findings above have proved that using contextual guessing technique is important skill in reading comprehension this relates with the theoretical by (Sukri,2012) stated contextual guessing is the most important skill use by most readers in reading comprehension.

There were many factors that influenced the result of study. One of the factors was teaching aid or technique. When a teacher employed an appropriate teaching aid or technique that is suitable with the method, the students enjoyed the lesson. Based on the test result that had been done, it can be described that using contextual guessing as a teaching technique in the process of at second grade students' of SMA Negeri 1 Galesong Selatan it was effective students' ability on reading comprehension. Actually, the use of contextual guessing technique help readers to derive the pronunciation and meaning of a known word from its uses in a sentence. Learning used contextual guessing technique is effective to encourage students' ability. It can stimulate students' to be active when the students read the text.

The assumes of this research that the application of using contextual guessing technique could help students to remind information that they got before and their information to connect with the text. Besides, Contextual Guessing also helped students to remember that information in the text by making some questions. Therefore, this strategy could apply in teaching reading comprehension.



CHAPTER V

CONCLUSION AND SUGGESTION

A. Conclusions

Based on the findings, it can be concluded:

The students' reading comprehension taught by using Contextual Guessing Technique at the second grade student of SMA Negeri 1 Galesong Selatan. The result of data analysis showed that the mean score of students in Experimental class in the pre-test was 59.33 and 62.80 for Control class. The mean score in post-test for Experimental class was 82.40 and 74.80 for Control class. The data showed that students' score in post-test for Experimental class was higher than in Control class. It meant that Contextual Guessing Technique more effective than conventional technique in teaching reading comprehension at second grade student of SMA Negeri 1 Galesong Selatan. And there was significant difference between students' reading comprehension taught by using Contextual Guessing Technique and conventional strategy at the second grade student of SMA Negeri 1 Galesong Selatan. The data showed that students' competence in Experimental class was higher than in Control class. The t-test for both classes in post-test was 3.70 compared to the t-table with 2.00, since the score of t-test was larger than the score of t-table, null hypothesis (H_0) was rejected and alternative hypothesis (H_1) was accepted. It meant that the Contextual Guessing Technique which was applied in the Experimental class was improved students' reading comprehension.

B. Suggestions

In relation to the conclusion above, the researcher proposes the following offers:

1. The teacher should find out the effective technique in teaching reading comprehension.
2. The students should be good learners; they should involve themselves in the classroom and pay attention to their teacher.
3. Student should have motivation in learning English.
4. The students should respect their teacher fully attention to the lesson for supporting the learning process running well.
5. The teacher should use many alternative strategies in teaching reading to improve students reading comprehension.
6. The teacher should know the students difficulties in reading to help them so that they can solve their problem and get out from their difficulties.
7. The English teacher should be creative in developing teaching material and present the learning process enjoyable.

BIBLIOGRAPHY

- Adriani. Using Team Work Method of Teaching Reading Comprehension the Second Year Students at SMK 1 Limbung. 2004.
- Aebersold, Ann, Jo and Mary Lee Field. *From Reader to Reading Teacher Issues and Strategis for second lnguage classroom*, Cambridge: Cambridge University Press. 1997.
- Alyousef, H.S. Teaching Reading Comprehension to ESL/EFL, Learners. *The Reading Matrix Vol.5*, No.2. Retrieved October 24, 2014. 2005. <http://www.readingmatrix.com/articles/alyousef/article.pdf> (assessing from internet on Thursday 15 december 2016)
- Burns, R. *Teaching Reading in Todays Elementary School*, New Jersey Hounthton MifflinCompany. 1984.
- Clarke, D.F. and Nation, I.S.P. 'Guessing the meaning of words from context: Strategy and technique'. *System*, 8(3), pp.211-220. 1980.
- Fatimah. Developing Reading Comprehension Through Students Team Achievement Division (STAD).2004.
- Gay, L.R, G.E. Millis. *Educational Research (Competencies for Analysis and Aplications)*. USA: Pearson. 2006.
- Haastrup, K. The Learner as Word Processor. *International Association of Applied Linguistics Review*, 6, 34-46. 1989.
- Harp, B. Reading-Writing in the Elementary and Middle Years:Grades 2 to 8.1996.
- Kamaruddin. Using PQ4R (Preview, Question, Read, Reflect, Recite and Review Method in Improving The Students' Reading Comprehension at The Second of MA DDI Alliriteng Maros.2011.
- Lamb and Arnold. *Pengaruh Keterampilan Membaca*. Bandung: ustaka Sinar Harapan. 1976.
- Na, L. And Nation, I.S.P 'Factors affecting guessing vocabulary in context'. *RELC journal*, 16(1), pp. 33-42. 1985.
- Nunan, D. *Practical English Language Teaching*. New York: McGraw-Hill.2003.

- Parel, R. The Impact of Lexical Inferencing Strategies on Second Language Reading Proficiency. *Reading and Writing: An Interdisciplinary Journal*, 17, 847-873. 2004.
- Rbitha Sadar. The Application of Read, Record, Recite (3R) Technique in Improving The Student's Reading Comprehension at The Second Year of MTsN Enrekang Regency. 2011
- Seibert, L.C. "A Study of the practice of Guessing Word Meaning from Context". *Modern Language Journal*, 20, pp. 296-322. 1945.
- Sukri, *The Use of Contextual Guessing Technique in Improving of Reading Comprehension*, 2012. <http://www.buttatoabtg.blogspot.co.id/2012/05/use-of-contextual-guessing-technique-in.html?m=1> (assessing on Sunday 9 october 2016)
- Sugiyono. *Metode Penelitian Pendidikan. Pendekatan Kuantitatif, Kualitatif, dan R&D*. Cet. XXII, Bandung: Alfabeta. 2015.
- Sugiyono. Cara Mudah Menyusun Skripsi, Tesis, dan Disertasi. Cet.II; Bandung: Alfabeta. 2014.
- Syatriana. Improving reading comprehension at the English students of STKIP-YPUP through SMQ (Students Made Question) technique. 2006.
- Tina Hastuti. Teaching Reading Comprehension at the Second Year Students of SMAN 2 Pare Pare. 2008.

APPENDIX



UNIVERSITAS ISLAM NEGERI
ALAUDDIN
M A K A S S A R

APPENDIX I

The test results of students' pre – test are calculated in the following table:

Number of Respondents	Experimental Class		Control Class	
	X	X ²	X	X ²
A	66.67	4.445	73.33	5.378
B	53.33	2.845	66.67	4.445
C	66.67	4.445	60	3.600
D	53.33	2.845	53.33	2.845
E	66.67	4.445	66.67	4.445
F	53.33	2.845	53.33	2.845
G	66.67	4.445	66.67	4.445
H	53.33	2.845	53.33	2.845
I	66.67	4.445	66.67	4.445
J	56.67	3.212	56.67	3.212
K	60	3.600	60	3.600
L	53.33	2.845	73.33	5.378
M	66.67	4.445	66.67	4.445
N	66.67	4.445	60	3.600
O	53.33	2.845	56.67	3.212
P	66.67	4.445	53.33	2.845
Q	60	3.600	60	3.600
R	53.33	2.845	66.67	4.445
S	66.67	4.445	66.67	4.445
T	53.33	2.845	60	3.600
U	53.33	2.845	70	4.900
V	53.33	2.845	53.33	2.845
W	66.67	4.445	66.67	4.445
X	53.33	2.845	73.33	5.378
Y	53.33	2.845	66.67	4.445
Σ	1483.33	84557	1570.01	99.688
Average	59.33		62.80	

Where:

Σ : Sum of each datum

Average : Mean score

APPENDIX II

The test results of students' post – test are calculated in the following table:

Number of Respondents	Experimental Class		Control Class	
	X	X ²	X	X ²
A	93.33	8.711	93.33	8711
B	76.67	5.879	86.67	7.512
C	86.67	7.512	76.67	5.879
D	93.33	8.711	66.67	4.445
E	73.33	5.378	73.33	5.378
F	93.33	8.711	63.33	4.011
G	86.67	7.512	66.67	4.445
H	76.67	5.879	73.33	5.378
I	86.67	7.512	76.67	5.879
J	93.33	8.711	86.67	7.512
K	73.33	5.378	76.67	5.879
L	86.67	7.512	76.67	5.879
M	73.33	5.378	73.33	5.378
N	76.67	5.879	66.67	4.445
O	86.67	7.512	73.33	5.378
P	76.67	5.879	66.67	4.445
Q	86.67	7.512	76.67	5.879
R	80	6.400	73.33	5.378
S	76.67	5.879	76.67	5.879
T	86.67	7.512	70	4.900
U	76.67	5.879	73.33	5.378
V	86.67	7.512	66.67	4.445
W	73.33	5.378	73.33	5.378
X	86.67	7.512	86.67	7.512
Y	73.33	5.378	76.67	5.879
Σ	2060.02	171.016	1870.02	141.182
Average	82.40		74.80	

APPENDIX III

The Mean Score of Experimental and Controlled Class

A. Experimental Class

1. Pre-test

$$\begin{aligned}\bar{X}_1 &= \frac{\sum X}{N} \\ &= \frac{1483.33}{25} \\ &= \mathbf{59.33}\end{aligned}$$

2. Post-test

$$\begin{aligned}\bar{X}_1 &= \frac{\sum X}{N} \\ &= \frac{2060}{25} \\ &= \mathbf{82.40}\end{aligned}$$


B. Control Class

1. Pre-test

$$\begin{aligned}\bar{X}_2 &= \frac{\sum X}{N} \\ &= \frac{1570.01}{25} \\ &= \mathbf{62.80}\end{aligned}$$

2. Post-test

$$\begin{aligned}\bar{X}_2 &= \frac{\sum X}{N} \\ &= \frac{1870.2}{25} \\ &= \mathbf{74.80}\end{aligned}$$



APPENDIX IV

The Standard Deviation and T-Test of Experimental and Control Class in pre-test

1. *Standard Deviation of Pre-test in Experimental Class*

$$SD = \sqrt{\frac{SS}{N - 1}}, \text{ where } SS = \sum X^2 - \frac{(\sum X)^2}{N}$$

SD = Standard Deviation

\sum = Total Row Score

N = Total Number Of he Student

$$SS = \sum X^2 - \frac{(\sum X)^2}{N}$$

$$84557 - \frac{(1483.33)^2}{25}$$

$$84557 - \frac{2200267.89}{25}$$

$$84557 - 88010.72$$

$$SS1 = -3453.72$$

$$SD = \sqrt{\frac{-3453.72}{N - 1}}$$

$$SD = \sqrt{\frac{-3453.72}{25 - 1}}$$

$$= \sqrt{\frac{-3453.72}{24}}$$

$$= \sqrt{-143.90}$$

$$SD = -11.99$$

2. Standard Deviation of Pre-test in Control Class

$$SD = \sqrt{\frac{SS}{N-1}}, \text{ where } SS = \sum X^2 - \frac{(\sum X)^2}{N}$$

$$SS = \sum X^2 - \frac{(\sum X)^2}{N}$$

$$99688 - \frac{(1570.01)^2}{25}$$

$$99688 - \frac{246493.40}{25}$$

$$99688 - 98597.25$$

$$SS2 = 1095.75$$


$$SD = \sqrt{\frac{SS}{N-1}}$$

$$SD = \sqrt{\frac{1095.75}{25-1}}$$

$$= \sqrt{\frac{1095.75}{24}}$$

$$= \sqrt{45.44}$$

$$SD = 6.74$$



3. *T-test in the pre-test*

$$t = \frac{\bar{x}_1 - \bar{x}_2}{\sqrt{\left(\frac{SS_1 + SS_2}{n_1 + n_2 - 2}\right)\left(\frac{1}{n_1} + \frac{1}{n_2}\right)}}$$

$$t = \frac{59.33 - 62.80}{\sqrt{\left(\frac{(-3453.72) + (1095.75)}{25 + 25 - 2}\right)\left(\frac{1}{25} + \frac{1}{25}\right)}}$$

$$t = \frac{59.33 - 62.80}{\sqrt{\left(\frac{-2357.97}{48}\right)\left(\frac{2}{25}\right)}}$$

$$t = \frac{59.33 - 62.80}{\sqrt{(-49.12) \cdot (0.08)}}$$

$$t = \frac{59.33 - 62.80}{\sqrt{-3.93}}$$

$$t = \frac{-3.47}{-1.98}$$

$$t = 1.75$$



The Standard Deviation and T-Test of Experimental and Control Class in Post-test

1. Standard Deviation of Post-test in Experimental Class

$$SD = \sqrt{\frac{SS}{N-1}}, \text{ where } SS = \sum X^2 - \frac{(\sum X)^2}{N}$$

$$SS = \sum X^2 - \frac{(\sum X)^2}{N}$$

$$171016 - \frac{(2060)^2}{25}$$

$$171016 - \frac{4243600}{25}$$

$$171016 - 169744$$

$$SS1 = 1272$$

$$SD = \sqrt{\frac{SS1}{N-1}}$$

$$SD = \sqrt{\frac{1272}{25-1}}$$

$$= \sqrt{\frac{1272}{24}}$$

$$= \sqrt{53}$$

$$SD = 7.28$$



2. Standard Deviation of Post-test in Control Class

$$SD = \sqrt{\frac{SS}{N-1}}, \text{ where } SS = \sum X^2 - \frac{(\sum X)^2}{N}$$

$$SS = \sum X^2 - \frac{(\sum X)^2}{N}$$

$$141182 - \frac{(1870.2)^2}{25}$$

$$141182 - \frac{3497648.04}{25}$$

$$141182 - 139905.92$$

$$SS = 1276.08$$

$$SD = \sqrt{\frac{SS}{N-1}}$$

$$SD = \sqrt{\frac{1276.08}{25-1}}$$

$$= \sqrt{\frac{1276.08}{24}}$$

$$= \sqrt{53.17}$$

$$SD = 7.29$$



3. T-test in the post-test

$$t = \frac{\bar{x}_1 - \bar{x}_2}{\sqrt{\left(\frac{SS_1 + SS_2}{n_1 + n_2 - 2}\right) \left(\frac{1}{n_1} + \frac{1}{n_2}\right)}}$$

$$t = \frac{82.40 - 74.80}{\sqrt{\left(\frac{(1272 + 1276.08)}{25 + 25 - 2}\right) \left(\frac{1}{25} + \frac{1}{25}\right)}}$$

$$t = \frac{82.40 - 74.80}{\sqrt{\left(\frac{(2548.08)}{48}\right) \left(\frac{2}{25}\right)}}$$

$$t = \frac{82.40 - 74.80}{\sqrt{(53.08)(0.08)}}$$

$$t = \frac{7.6}{\sqrt{(4.24)}}$$

$$t = \frac{7.6}{2.05}$$

$$t = 3.70$$

APPENDIX V
LESSON PLANNING
LESSON PLAN 1

Nama Sekolah : SMA Negeri 1 Galesong Selatan
Mata Pelajaran : Bahasa Inggris
Kelas/Semester : XI / 2
Alokasi Waktu : 6 x 45 menit (3 x pertemuan)
Topik Pembelajaran : Descriptive Text

A. Standar Kompetensi

Membaca : 11. Memahami makna teks fungsional pendek dan esei sederhana berbentuk descriptive dalam konteks kehidupan sehari-hari dan untuk mengakses ilmu pengetahuan.

B. Kompetensi Dasar

11.1 Merespon makna dalam teks fungsional resmi dan tak resmi secara akurat, lancar dan berterima yang menggunakan ragam bahasa tulis dalam konteks kehidupan sehari-hari.

C. Indikator

Indikator Pencapaian Kompetensi:

- Mampu menebak kosa kata baru yang tidak diketahui dengan menggunakan contextual guessing technique.
- Mengidentifikasi konsteks descriptive yang memungkinkan siswa untuk terbebas dari kamus sehingga meningkatkan rasa percaya diri siswa dan memotivasi mereka untuk memiliki kompetensi membaca.
- Memahami penggunaan contextual guessing technique dalam text descriptive.

Nilai Budaya dan karakter Bangsa:

- Religius, jujur, toleransi, disiplin, kerja keras, mandiri, demokratis, rasa ingin tahu, semangat kebangsaan, cinta tanah air, menghargai prestasi, bersahabat, cinta damai, gemar membaca, peduli lingkungan, peduli sosial, tanggung jawab, mandiri.

Kewirausahaan/Ekonomi Kreatif:

- Percaya diri (keteguhan hati, optimis).
- Berorientasi pada tugas (bermotivasi, tekun/tabah, bertekad, energjik).
- Pengambil resiko (suka tantangan, mampu memimpin)
- Orientasi ke masa depan (punya perspektif untuk masa depan).

D. Tujuan Pembelajaran

- Melalui contextual guessing technique siswa mampu menebak kosa kata yang ada dalam teks descriptive.

E. Materi Pokok

- Identify factual meaning in the texts;
- Reading and understanding descriptive

Peter is the youngest in our family. He is fourteen years old and four years younger than me. He has long, straight hair, bright eyes and a friendly smile. Sometimes he is rather naughty at home, but he usually does what he is asked to do.

Peter is interested in sports very much, and at school, he plays football and tennis. He is the best badminton player in our family.

Vocabularies: Young: muda, long: panjang, straight: lurus, hair: rambut, bright: cerah, friendly: ramah, rather: agak, naughty: nakal, interested: tertarik, player: pemain.

F. Metode Pembelajaran/Teknik:

- Teknik Pembelajaran : Contextual Guessing Technique

G. Strategi Pembelajaran

Langkah-langkah Kegiatan Pembelajaran:

Pertemuan pertama

Kegiatan Awal

- Guru mengucapkan salam
- Guru meminta salah satu siswa untuk memimpin doa bersama
- Menyiapkan peserta didik secara psikis dan fisik untuk mengikuti proses pembelajaran
- Menyampaikan garis besar cakupan materi dan tujuan pembelajaran tentang kegiatan yang akan dilakukan peserta didik.

Kegiatan Inti:

- Siswa memperhatikan beberapa contoh teks descriptive
- Siswa menirukan contoh secara terbimbing.
- Siswa belajar menemukan gagasan pokok, informasi rinci dan informasi tertentu dari teks.
- Dengan bimbingan dan arahan guru, siswa mempertanyakan antara lain perbedaan antar berbagai teks deskripsi yang ada dalam bahasa Inggris, perbedaan teks dalam bahasa Inggris dengan yang ada dalam bahasa Indonesia
- Siswa mempertanyakan gagasan pokok, informasi rinci dan informasi tertentu dari teks deskriptif
- Siswa secara kelompok membacakan teks deskriptif lain dari berbagai sumber dengan pengucapan, tekanan kata dan intonasi yang tepat.

- Siswa berpasangan menemukan gagasan pokok, informasi rinci dan informasi tertentu serta fungsi sosial dari teks deskripsi yang dibaca/didengar.

Kegiatan Akhir:

- Guru bersama-sama dengan peserta didik dan/atau sendiri membuat rangkuman/simpulan pelajaran,
- Melakukan penilaian dan/atau refleksi terhadap kegiatan yang sudah dilaksanakan secara konsisten dan terprogram,
- Menyampaikan rencana pembelajaran pada pertemuan berikutnya.

Pertemuan kedua**Kegiatan Awal:**

- Guru mengucapkan salam
- Guru meminta salah satu siswa untuk memimpin doa bersama
- Menyiapkan peserta didik secara psikis dan fisik untuk mengikuti proses pembelajaran
- Menyampaikan garis besar cakupan materi dan tujuan pembelajaran tentang kegiatan yang akan dilakukan peserta didik.

Kegiatan Inti:

- Siswa memperhatikan teks tulis descriptive sederhana
- Siswa diminta menjawab pertanyaan dari teks tulis descriptive sederhana
- Siswa diminta untuk mengidentifikasi cirri-ciri kebahasaan dan generic structure dari teks tulis descriptive sederhana
- Siswa membuat teks descriptive yang menggambarkan ciri ciri fisik dan karakter salah satu teman di kelasnya
- Siswa membacakan teks descriptive yang sudah dibuat.

Kegiatan Akhir:

- Guru bersama-sama dengan peserta didik dan/atau sendiri membuat rangkuman/simpulan pelajaran,
- Melakukan penilaian dan/atau refleksi terhadap kegiatan yang sudah dilaksanakan secara konsisten dan terprogram,
- Menyampaikan rencana pembelajaran pada pertemuan berikutnya.

Pertemuan Ketiga**Kegiatan Awal:**

- Mengucapkan salam dengan ramah kepada siswa ketika memasuki ruang kelas (nilai yang ditanamkan: santun peduli)
- Mengecek kehadiran siswa (nilai yang ditanamkan: disiplin, rajin)
- Mengaitkan materi/kompetensi yang akan dipelajari dengan karakter
- Dengan merujuk pada silabus, RPP, dan bahan ajar, menyampaikan butir karakter yang hendak dikembangkan selain yang terkait dengan SK/KD
- Siswa berdiskusi mengenai pertanyaan yang tertera di buku teks

Kegiatan Inti:

- Guru menjelaskan materi tentang descriptive teks
- Guru menanyakan kepada siswa apa yang mereka ingin ketahui tentang materi tersebut
- Materi akan diberikan oleh guru untuk siswa dan kemudian siswa menjawab pertanyaan yang diberikan sesuai dengan materi
- Guru memberikan kesempatan kepada siswa untuk menjelaskan materi menggunakan contextual guessing technique berdasarkan pengetahuan mereka dan bagaimana memperoleh informasi berdasarkan materi
- Guru memberikan kesimpulan

Kegiatan Akhir:

- Siswa dan Guru melakukan refleksi terhadap kegiatan yang sudah dilaksanakan
- Menyampaikan rencana pembelajaran pada pertemuan berikutnya



APPENDIX
LESSON PLANNING
LESSON PLAN 2

Nama Sekolah : SMA Negeri 1 Galesong Selatan

Mata Pelajaran : Bahasa Inggris

Kelas/Semester : XI / 2

Alokasi Waktu : 6 x 45 menit (3 x pertemuan)

Topik Pembelajaran : Recount Text

A. Standar Kompetensi

Membaca : 11. Memahami makna teks fungsional pendek dan esei sederhana berbentuk recount dalam konteks kehidupan sehari-hari dan untuk mengakses ilmu pengetahuan.

B. Kompetensi Dasar

11.1 Merespon makna dalam teks fungsional resmi dan tak resmi secara akurat, lancar dan berterima yang menggunakan ragam bahasa tulis dalam konteks kehidupan sehari-hari.

• **Indikator**

Indikator Pencapaian Kompetensi:

- Mampu menebak kosa kata baru yang tidak diketahui dengan menggunakan contextual guessing technique.
- Mengidentifikasi konsteks recount yang memungkinkan siswa untuk terbebas dari kamus sehingga meningkatkan rasa percaya diri siswa dan memotivasi mereka untuk memiliki kompetensi membaca.
- Memahami penggunaan contextual guessing technique dalam text recount.

Nilai Budaya dan karakter Bangsa:

- Religius, jujur, toleransi, disiplin, kerja keras, mandiri, demokratis, rasa ingin tahu, semangat kebangsaan, cinta tanah air, menghargai prestasi, bersahabat, cinta damai, gemar membaca, peduli lingkungan, peduli sosial, tanggung jawab, mandiri.

Kewirausahaan/Ekonomi Kreatif:

- Percaya diri (keteguhan hati, optimis).
- Berorientasi pada tugas (bermotivasi, tekun/tabah, bertekad, energjik).
- Pengambil resiko (suka tantangan, mampu memimpin)
- Orientasi ke masa depan (punya perspektif untuk masa depan).
- **Tujuan Pembelajaran**
 - Melalui contextual guessing technique siswa mampu menebak kosa kata yang ada dalam teks recount.
- **Materi Pokok**
 - Identify factual meaning in the texts;
 - Reading and understanding recount text

On Saturday night, we went to the Town Hall. It was the last day of the year and a large crowd of people had gathered under the Town Hall clock. It would strike twelve in twenty minutes' time. Fifteen minutes passed and then, at five to twelve, the clock stopped. The big minute hand did not move. We waited and waited, but nothing happened. Suddenly someone shouted, "It's two minutes past twelve! The clock has stopped!"

I looked at my watch. It was true. The big clock refused to welcome the New Year. At that moment, everybody began to laugh and sing.

Vocabularies: Saturday night: sabtu malam, went: pergi, town hall: tengah kota, last: terakhir, large crowd: keramaian yang besar, gather: berkumpul, under: di bawah, stop: berhenti, strike: tepat, big: besar.

- **Metode Pembelajaran/Teknik:**

- Teknik Pembelajaran : Contextual Guessing Technique

- **Strategi Pembelajaran**

Langkah-langkah Kegiatan Pembelajaran:

Pertemuan Pertama

Kegiatan Awal:

- Guru mengucapkan salam
- Guru meminta salah satu siswa untuk memimpin doa bersama
- Menyiapkan peserta didik secara psikis dan fisik untuk mengikuti proses pembelajaran
- Menyampaikan garis besar cakupan materi dan tujuan pembelajaran tentang kegiatan yang akan dilakukan peserta didik.

Kegiatan Inti:

- Siswa memperhatikan beberapa contoh teks recount
- Siswa menirukan contoh secara terbimbing.
- Siswa belajar menemukan gagasan pokok, informasi rinci dan informasi tertentu dari teks.
- Dengan bimbingan dan arahan guru, siswa mempertanyakan antara lain perbedaan antar berbagai teks recount yang ada dalam bahasa Inggris, perbedaan teks dalam bahasa Inggris dengan yang ada dalam bahasa Indonesia
- Siswa mempertanyakan gagasan pokok, informasi rinci dan informasi tertentu dari teks recount
- Siswa secara kelompok membacakan teks recount lain dari berbagai sumber dengan pengucapan, tekanan kata dan intonasi yang tepat.

- Siswa berpasangan menemukan gagasan pokok, informasi rinci dan informasi tertentu serta fungsi sosial dari teks recount yang dibaca/didengar.

Kegiatan Akhir:

- Guru bersama-sama dengan peserta didik dan/atau sendiri membuat rangkuman/simpulan pelajaran,
- Melakukan penilaian dan/atau refleksi terhadap kegiatan yang sudah dilaksanakan secara konsisten dan terprogram,
- Menyampaikan rencana pembelajaran pada pertemuan berikutnya.

Pertemuan Kedua

Kegiatan Awal:

- Guru mengucapkan salam
- Guru meminta salah satu siswa untuk memimpin doa bersama
- Menyiapkan peserta didik secara psikis dan fisik untuk mengikuti proses pembelajaran
- Menyampaikan garis besar cakupan materi dan tujuan pembelajaran tentang kegiatan yang akan dilakukan peserta didik.

Kegiatan Inti:

- Siswa memperhatikan teks tulis recount sederhana
- Siswa diminta menjawab pertanyaan dari teks tulis recount sederhana
- Siswa diminta untuk mengidentifikasi ciri-ciri kebahasaan dan generic structure dari teks tulis recount sederhana
- Siswa membuat teks recount yang menggambarkan ciri-ciri fisik dan karakter salah satu teman di kelasnya
- Siswa membacakan teks recount yang sudah dibuat.

Kegiatan Akhir:

- Guru bersama-sama dengan peserta didik dan/atau sendiri membuat rangkuman/simpulan pelajaran,
- Melakukan penilaian dan/atau refleksi terhadap kegiatan yang sudah dilaksanakan secara konsisten dan terprogram,
- Menyampaikan rencana pembelajaran pada pertemuan berikutnya.

Pertemuan Ketiga

Kegiatan Awal:

- Mengucapkan salam dengan ramah kepada siswa ketika memasuki ruang kelas (nilai yang ditanamkan: santun peduli)
- Mengecek kehadiran siswa (nilai yang ditanamkan: disiplin, rajin)
- Mengaitkan materi/kompetensi yang akan dipelajari dengan karakter
- Dengan merujuk pada silabus, RPP, dan bahan ajar, menyampaikan butir karakter yang hendak dikembangkan selain yang terkait dengan SK/KD
- Siswa berdiskusi mengenai pertanyaan yang tertera di buku teks

Kegiatan Inti:

- Guru menjelaskan materi tentang recount teks
- Guru menanyakan kepada siswa apa yang mereka ingin ketahui tentang materi tersebut
- Materi akan diberikan oleh guru untuk siswa dan kemudian siswa menjawab pertanyaan yang diberikan sesuai dengan materi
- Guru memberikan kesempatan kepada siswa untuk menjelaskan materi menggunakan contextual guessing technique berdasarkan pengetahuan mereka dan bagaimana memperoleh informasi berdasarkan materi
- Guru memberikan kesimpulan

Kegiatan Akhir:


- Siswa dan Guru melakukan refleksi terhadap kegiatan yang sudah dilaksanakan
- Menyampaikan rencana pembelajaran pada pertemuan berikutnya.

Galesong, Juli 2017

Researcher

SUHAIDAH

Nim : 20400113032



APPENDIX VI
Instrument of the Research

Pre-test

Research instrument



The Students' Ability in Using Contextual Guessing Technique in Reading Comprehension of Second Grade in SMA Negeri 1 Galesong Selatan

Name : Class : Id Number :	Score <hr style="width: 80%; margin: 0 auto;"/>
---	---

Direction:

1. This research instrument (pre-test/post-test) is administered in order to find out students' reading skill performance of second grade in SMA Negeri 1 Galesong Selatan before the application of Contextual Guessing Technique to improve the students' ability in reading comprehension.
2. This pre-test will not take any effect on your grading point at any courses you are taking in the semester.
3. Please answer this pre-test carefully and independently.
4. This pre-test will be administered for around 20 to 30 minutes.
5. During the test, you are not allowed to use dictionary.

A. Multiple Choice

Choose the best answer by crossing (X) a, b, c, d!

Read the following text and answer the questions 1 – 10

Peter is the youngest in our family. He is fourteen years old and four years younger than me. He has long, straight hair, bright eyes and a friendly smile. Sometimes he is rather naughty at home, but he usually does what he is asked to do.

Peter is interested in sports very much, and at school, he plays football and tennis. He is the best badminton player in our family.

Vocabularies: Young: muda, long: panjang, straight: lurus, hair: rambut, bright: cerah, friendly: ramah, rather: agak, naughty: nakal, interested: tertarik, player: pemain.

1. How old is Peter? He is ... years old.
 - a. Four
 - b. Fourteen
 - c. Forty
 - d. Ten

2. The writer is ... years old.
 - a. Fourteen
 - b. Sixteen
 - c. Eighteen
 - d. Nineteen

3. Which of the following statement is not true about Peter?
 - a. He has long and straight hair.
 - b. He has bright eyes.
 - c. He is interested in sports.
 - d. He plays football and tennis.

4. According to the passage, we know that Peter is
 - a. The writer's youngest brother
 - b. The writer's elder brother
 - c. A naughty boy
 - d. A friendly boy

5. It is implied in the passage that
 - a. Peter is naughty
 - b. Peter is lazy
 - c. Peter is unfriendly
 - d. Peter is diligent

6. From the text, we may conclude that....
 - a. Many people do like Peter
 - b. Many people do not like Peter
 - c. Peter is a welcoming person
 - d. Peter is not diligent at all

7. What is the text mostly about?
- Peter
 - Peter's hobby
 - Peter's family
 - D. peters' elder brother
8. "He is fourteen years old and four years younger than me." The underlined word refers to
- Peter
 - The writer
 - The writer's brother
 - the writer's family
9. "Peter is interested in sports very much, and at school he plays football and tennis." The underlined phrase can be replaced by
- Dislike sport
 - Really likes sport
 - Hates sport very much
 - Finds sport not really entertaining
10. "But he usually does what he is asked to do" The underlined phrase means ...
- He does anything he wants
 - He always asks
 - He is lazy
 - He is diligent

Read the following text and answer the questions 11 – 20

On Saturday night, we went to the Town Hall. It was the last day of the year and a large crowd of people had gathered under the Town Hall clock. It would strike twelve in twenty minutes' time. Fifteen minutes passed and then, at five to twelve, the clock stopped. The big minute hand did not move. We waited and waited, but nothing happened. Suddenly someone shouted, "It's two minutes past twelve! The clock has stopped!"

I looked at my watch. It was true. The big clock refused to welcome the New Year. At that moment, everybody began to laugh and sing.

Vocabularies: Saturday night: sabtu malam, went: pergi, town hall: tengah kota, last: terakhir, large crowd: keramaian yang besar, gather: berkumpul, under: di bawah, stop: berhenti, strike: tepat, big: besar.

11. When did the clock stopped?
 - a. At 5.12
 - b. At 11.55
 - c. At 12.00
 - d. At 12.02

12. Why did the people gather under the Town Hall clock?
 - a. To welcome the New Year
 - b. To see the newly bought clock
 - c. To strike the laughing people
 - d. To stop people who shouted

13. Based on the text, where was the writer?
 - a. At the center of the town
 - b. At home
 - c. AT the beach
 - d. At the market

14. When did the event happen?
 - a. In the middle of the year
 - b. The end of the year
 - c. Christmas celebration
 - d. At the weekend as usual

15. Which of the following is not true according to the text?
 - a. The writer was waiting to celebrate the New Year
 - b. The writer brought a watch
 - c. The writer was very happy
 - d. The writer celebrated the New Year with his family

16. What probably happened when someone shouted that the clock stopped?
 - a. Everybody directly celebrated the New Year
 - b. everybody sings and laugh
 - c. everybody looked for a watch
 - d. everybody shouted too

17. What does the first sentence tell you?
- The problem that the writer met
 - The funny thing in the story
 - The opening of the story
 - The past event
18. . “It would strike twelve in twenty minutes’ time.”
The underlined word refers to ...
- The clock
 - The large
 - The town
 - The place
19. It was the last day of the year and a large crowd of people had gathered under the Town Hall clock.
What is the closest meaning of the underlined word?
- Mass
 - Big
 - Many
 - Lots of
20. “The big clock refused to welcome the New Year”
What is the synonym of the word ...
- Reject
 - Accept
 - Admit
 - Hate

B. Essay**Answer the best Question!**

Read the following text and answer the questions 1 – 5

MAKASSAR

Makassar is the provincial capital of South Sulawesi, Indonesia, and the largest city on Sulawesi Island. From 1971 to 1999, the city was named Ujung Pandang, after a pre-colonial fort in the city, and the two names are often used interchangeably. The port city is located at 5°8'S 119°25'E, on the southwest coast of the island of Sulawesi, facing the Makassar strait. Its area is 175.77 km² and has population of around 1.4 million. Makassar is home to several prominent landmarks including the 16th century Dutch fort Fort Rotterdam, Trans Studio Makassar the third largest indoor theme park in the world and the Karebosi Link the first underground shopping center in Indonesia. Makassar has several famous traditional foods. The most famous is Coto Makassar. It is a stew made from the mixture of nuts and spices with beef parts which include beef brain, tongue and intestine. Konro rib dish is also popular traditional food in Makassar. Both Coto Makassar and Konro are usually eaten with Burasa, glutinous rice with coconut milk and sauted coconut granule. In addition, Makassar is the home of pisang epe, or pressed bananas. These are bananas which are pressed, grilled, and covered with palm sugar sauce and sometimes eaten with Durian. Many street vendors sell pisang epe, especially around the area of Losari beach.

1. Where is Makassar located?
2. Based on the text, what is the biggest city on Sulawesi Island?
3. What is the old name of Makassar?
4. According to the text, what is the first underground shopping center in ?
5. What is the most well-known food in Makassar?

Read the following text and answer the questions 5 – 10

Sunday The Terrible

Last week was a terrible day for me. My cousin and I were playing football in front of the house to spend time with us .

First, it was really fun until I kicked the ball too strong, so the ball led me to the window and broke the window. When we want to escape, all of a sudden we all heard a loud voice. After that, the owner of the house came out of the fence, he yelled at us. We are very afraid of her, but we do not know what to do. Then, one of my cousins told us to run, we all ran, and suddenly we heard the sound of skin. Then we know that homeowners allow dogs to chase us. And we were struggling to run as fast as we can.

But, I fell down so the dog managed to capture me and bit my leg. It really hurts me. Then the dog ran back into the house. My cousin took me to the doctor and told my parents . In the end, the doctor said that I was exposed to rabies. Then I was hospitalized for one week more.

That's a terrible day of the week for me, may not happen to me again in his next week Sunday.

6. What is the title of the story above?
7. When was happening?
8. Why last week was a terrible day for the author?
9. Who is shouting?
10. What is said to be the author?

APPENDIX VII
Instrument of the Research

Post-test

Research instrument



The Students' Ability in Using Contextual Guessing Technique in Reading Comprehension of Second Grade in SMA Negeri 1 Galesong Selatan

Name : Class : Id Number :	Score <hr style="width: 80%; margin: 0 auto;"/>
---	---

Direction:

1. This research instrument (pre -test/post-test) is administered in order to find out students' reading skill performance of second grade in SMA Negeri 1 Galesong Selatan before the application of Contextual Guessing Technique to improve the students' ability in reading comprehension.
2. This pre-test will not take any effect on your grading point at any courses you are taking in the semester.
3. Please answer this pre-test carefully and independently.
4. This pre-test will be administered for around 20 to 30 minutes.
5. During the test, you are not allowed to use dictionary.

A. Multiple Choice

Choose the best answer by crossing (X) a, b, c, d!

Read the following text and answer the questions 1 – 6

Natural Bridge National Park

Natural Bridge National Park is luscious tropical rainforest.

It is located 110 kilometers from south of Brisbane and is reached by following the Pacific Highway to Nerang and then by travelling through the Numinbah Valley. This scenic roadway lies in the shadow of Lamington National Park.

The phenomenon of the rock formed into a natural 'arch' and the cave through which a waterfall cascades is a short one-kilometer walk below a dense rainforest canopy from the main picnic area. Swimming is permitted in the rock pools. Night-time visitors to the cave will discover the unique feature of the glow worms. Picnic areas offers toilets, barbeque, shelter sheds, water and fireplaces; however, overnight camping is not permitted.

1. What is the function of paragraph?
 - a. As an identification
 - b. As a thesis
 - c. As an orientation
 - d. As a classification

2. The text above is in form of.....
 - a. Hortatory exposition
 - b. Narrative
 - c. Description
 - d. Report

3. What is the communicative purpose of the text?
 - a. To present two points of views about natural bridge national park
 - b. To explain the bridge national park
 - c. To describe the bridge national park
 - d. To retell the bridge national park

4. Where is the natural bridge national park located?
 - a. 110 kilometers from South of Brisbane
 - b. 110 kilometers from Pacific Highway
 - c. 110 kilometers from Numinbah Valley
 - d. 110 kilometers from Lamington National Park

5. What the visitors will see in the night?
 - a. A common glow worm
 - b. The unique feature of the glow worms
 - c. A great dark cave
 - d. The unique rocks

6. The word '*luscious*' in the text means.....
- Succulent
 - Dense
 - Dull
 - Dry

Read the following text and answer the questions 7 – 10

Advertisement

On the banks of the Cahao Phraya, Bangkok's "River of Kings", lies a hotel that has already set new standards of hospitality for this celebrated city.

Set in magnificently landscaped tropical gardens, the Shangri-La Bangkok provides guests with all the charm and warmth of the orient and, at the same time, unsurpassed range of facilities and leisure activities.

There is a choice of 12 superb settings in which to wine and dine, a large free-form swimming pool that overlooks the river, convention and meeting facilities for up to 2000 people, and a 24-hour business centre.

And, from every single guest room and suite, there is a breathtaking view of all the exotic hustle and bustle of the fabled "River of Kings".

One might expect such a well-equipped and positioned hotel to be miles away from the city center but, at Shangri-La Bangkok the business district and main shopping areas are mere minutes away.

From more than 200 years, Bangkok's grandeur has been reflected in the waters of the Chao Phraya. Today, the Shangri-La Bangkok tower beside this majestic river, offers its guests the golden promise of the East.

7. The text mainly focuses on.....
- Bangkok's grandeur
 - Shangri-La Bangkok
 - Bangkok's "River Kings"
 - The water of the Chao Praya
8. The type of text above is a/an.....
- Report
 - Recount
 - Anecdote
 - Descriptive

9. For how many people the meeting facilities are up to?
 - a. 6000 people
 - b. 4000 people
 - c. 2000 people
 - d. 5000 people

10. The communicative purpose of this text is.....
 - a. To describe Chao Praya
 - b. To retell events for entertainment
 - c. To present at least two points of view about an issue
 - d. To tell the luxury of Shangri-La bangkok

Read the following text and answer the questions 11 – 16

On Wednesday, my students and I went to Yogyakarta. We stayed at Dirgahayu Hotel which is not far from Malioboro.

On Thursday, we visited the temples in Prambanan. There are three big temples, the Brahmana, Syiwa and Wisnu temples. They are really amazing. We visited only Brahmana and Syiwa temples, because Wisnu temple is being renovated.

On Friday morning we went to Yogya Kraton. We spent about two hours there. We were lucky because we were led by a smart and friendly guide. Then we continued our journey to Borobudur. We arrived there at four p.m. At 5 p.m. we heard the announcement that Borobudur gate would be closed.

In the evening we left for Jakarta by wisata bus.

11. The text above mainly discusses about.....
 - a. The writer's trip to Yogyakarta
 - b. The writer's first visit to Prambanan
 - c. The writer's impression about the guide
 - d. The writer's experience at Yogya Kraton

12. The text is written in the form of a/an.....
 - a. Recount
 - b. Narrative
 - c. Report
 - d. Anecdote

13. The purpose of the text is to.....
- Tell past events
 - Entertain readers
 - Describe the smugglers
 - Describe the smugglers
14. What are the big temples in Prambanan?
- Angkor wat, syiwa, and sudra temples
 - Paria, brahmana, and temples
 - Brahmana, syiwa, and wisnu temples
 - Wisnu, syiwa, and borobudur temples
15. When did they go home?
- On Saturday morning
 - On Friday evening
 - On Thursday evening
 - On Friday afternoon
16. Why did they only visit Brahmana and Syiwa temples?
- Because there was no wisnu temple
 - Because wisnu temple was amazing
 - Because wisnu temple was too small
 - Because wisnu temple was being repaired

UNIVERSITAS ISLAM NEGERI
ALAUDDIN

Read the following text and answer the questions 17 – 20

Advertisement

The police thought that two burglars started the robbery at 151 pattimura street on Sunday afternoon. The burglars broke into the students' room while they were going to a football game. They never thought that while they were away, burglars would break into their boarding house.

17. The communicative purpose of this text is.....
- To retell events for the purpose of informing
 - To present perspective points about an issue
 - To describe the way they are
 - To acknowledge readers about informative events

18. The text is in form of a/an.....
- Description
 - Report
 - Anecdote
 - Recount
19. Where did the robbery take place?
- At 151 Pattimura street
 - At 151 gajahmada street
 - At 161 Pattimura street
 - At 212 Sisingamangaraja street
20. When did the robbery happen?
- Sunday morning
 - Sunday afternoon
 - Saturday morning
 - Saturday afternoon

B. Essay

Answer the best Question!

Read the following text and answer the questions 1 – 5



Losari beach is a beautiful beach and located on the edge city of Makassar. It is located only about 3 km from the center of Makassar (Karebosi Park). The beach used to be the longest café in Asia, because many cafes stand in along the beach, but now the cafes are collected in a special place so it does not spread along the coast. Charm of the beach is mainly seen in the evening when the sunset stands out. This is a major attraction of people's

coming to the Losari beach. Every evening hundreds of people come to witness the panorama of red as the sun will disappear into the ocean, so do not miss the sunset at the Losari beach. If the sky is sunny, the scenery is absolutely perfect. Because of its location in a bay, the water of Losari is even often quiet as usual pool water.

Losari is its waterfront of Makassar. The lengthy of the beach is approximately one kilometer and it is a public space that can be accessed by anyone. On this beach there is a park called the Pelataran Bahari (Marine Park), with semicircular area of nearly one hectare. This place is a plaza with a clean floor for children to play and running around, while parents and teens sit on concrete benches to enjoy the sea breeze. From this place, you are also free to view out to the sea and watch the sunset slowly turns reddish in the line of the horizon. The reflected light also creates sheen on the surface of sea water.

The Pelataran Bahari also serves as the stadium of open water to watch the coastal waters in front of Losari beach. This coastal water is often used as a racecourse jet ski, boat races and traditional boat jolloro katinting, or become a transit point of rely of Sandeq traditional sailboats and yachts.

In Losari there are also a few hotels. Some of them qualified as a three stars hotel. The hotel is offering panoramic beauty of the sea with luxury service treats. There are Losari Beach Hotel, Losari Beach Inn, Makassar Golden Hotel, and Pantai Gapura Hotel. All of the hotels located in Jalan Penghibur.

(Adapted from indotravelinfo.blogspot.com)

1. Where is Losari beach located?
2. What attraction does Losari beach offer?
3. Based on the text, how long is Losari beach?
4. What is the name of the place where the children can play and run?
5. How many hotels does the writer mention?

Read the following text and answer the questions 6 – 10

Visiting My Village

Last month, I and my family went to Banyumas which was located in Central Java, Indonesia. We drove a car. I enjoyed the journey all day long although it took 2 days to get there. We were fun, my brother made some jokes all day. My father told us some stories on the way. My mother slept on the back seat. □

My first day in my village, I visited my siblings and friends. We are welcomed by happiness. When I saw my parents, they cried because they looked so happy to meet up their families. The next day, I, my brother, my cousin and my nephew went to a popular place in Purwokerto. It was called “Baturaden”. That was a favorite spot in Purwokerto. We enjoyed local specialty food as culinary. I was satisfied and so were they. Next, I took a photo with traditional music musicians.

My brother, my cousin and my nephew enjoy the view with other visitors. They took a photo with their style like I did. In the evening, we were back home. And did other private activities, such as made a conversation, told the story and made a joke.

The day after tomorrow, my cousin had a ceremony to say thanks to God for blessing their son. It was called “Nazar”. When the parents had a promise for something and it was realized. They had to make a traditional ceremony. I watched that traditional ceremony and took their photograph.

For the last show, we were entertained by “Ebeg”. It was traditional art. The player danced through the traditional music and they were handled by the spirit. It was scary, but it was fun and entertain.

Time run so fast because the next day was our last day in the village. So I took the last photo to bring it home. They were my family and still family until the last breath in this world.

Finally, we had to go home and brought a love experience from family. Yaps... that was the hardest part.

6. When did they go to Banyumas?
7. How did they go there?
8. Was the writer sad on the way?
9. What did the writer do on the first day?
10. What was the popular place in Purwokerto?

APPENDIX VIII
Answer Key Pre-test and Post-test

Key Answer Instrument of the Research on the Pre-test

A. Multiple Choice

- | | |
|-------|-------|
| 1. B | 11. B |
| 2. C | 12. A |
| 3. C | 13. A |
| 4. A | 14. B |
| 5. A | 15. D |
| 6. C | 16. C |
| 7. A | 17. C |
| 8. B | 18. A |
| 9. B | 19. A |
| 10. A | 20. A |

B. Essay

1. Makassar is located on South Sulawesi.
2. The biggest city on Sulawesi Island is Makassar.
3. The old name Makassar is Ujung Pandang.
4. The first underground shopping center in Indonesia is Karebosi Link.
5. The most well-known food in Makassar is Coto Makassar.
6. Sundat The Terrible.
7. Last Week.
8. For kicking the ball too strong, so that the ball is kick into the window and broke the window.
9. The owner of the house.
10. To run.

Key Answer Instrument of the Research on the Post-test

A. Multiple Choice

- | | |
|-------|-------|
| 21. A | 31. A |
| 22. C | 32. A |
| 23. C | 33. A |
| 24. A | 34. B |
| 25. B | 35. C |
| 26. A | 36. D |
| 27. B | 37. A |
| 28. D | 38. B |
| 29. C | 39. D |
| 30. C | 40. B |

B. Essay

1. Losari beach is located on the edge city of Makassar only about 3 km from the center of Makassar (Karebosi Park).
2. Losari beach offers its charming sunset.
3. (The lengthy of) Losari beach is approximately one kilometer.
4. The place is called the Pelataran Bahari (Marine Park).
5. The author mentions three hotels.
6. They went to Banyumas last month.
7. They went to Banyumas by car.
8. No, he was not. He enjoyed and he was fun because his brother made some jokes all day.
9. The writer visited his siblings and his friends.
10. The popular place in Purwokerto was called Baturaden.

APPENDIX IX

Documentation of Research in SMA Negeri 1 Galesong Selatan





CURICULUM VITAE



The writer, **Suhaidah** was born on September 26, 1996 in Galesong. She is the daughter of Mara Dg. Tola and Compu Dg. Ngasseng. She has one sister and two brothers, Suarni, Adi, and Sulhijar.

The writer began her study in TK Pertiwi in Graduate 2001. She continued her study in SD Negeri No.115 Inpres Galesong in Graduate 2007. SMP Negeri 2 Galesong Selatan in Graduate 2010.

Then she continued her study in SMA Negeri 1 Galesong Selatan in Graduate 2013.

In 2013, she continued her study at State Islamic University of Alauddin Makassar. She was majoring in English Education Department in Tarbiyah and Teaching Science Faculty.

UNIVERSITAS ISLAM NEGERI
ALAUDDIN
 M A K A S S A R