

**USING (LLA) LONGMAN LANGUAGE ACTIVATOR TO IMPROVE
STUDENTS' VOCABULARY MASTERY BASED ON DAILY
CONTEXT AT THE SECOND SEMESTER OF ENGLISH
DEPARTMENT OF TARBIYAH AND TEACHING
SCIENCE FACULTY OF UIN ALAUDDIN
MAKASSAR**



A Thesis

**Submitted in Partial Fulfillment of the Requirements for the Degree of
Sarjana Pendidikan in English Education Department of
Tarbiyah and Teaching Science Faculty of
UIN Alauddin Makassar**

UNIVERSITAS ISLAM NEGERI

ALAUDDIN

MAKASSAR

SAIFUL ARFAN

Reg. Number: 20401106007

**ENGLISH TEACHING DEPARTMENT
TARBIYAH AND TEACHING SCIENCE FACULTY
ALAUDDIN STATE ISLAMIC UNIVERSITY MAKASSAR
2010**

PERNYATAAN KEASLIAN SKRIPSI

Dengan senantiasa mengharapkan ridha Allah SWT., yang bertanda tangan di bawah ini menyatakan bahwa skripsi ini adalah benar hasil karya penyusun sendiri. Jika dikemudian hari terbukti bahwa skripsi ini merupakan duplikat, tiruan atau dibuat oleh orang lain secara keseluruhan atau sebagian, maka skripsi dan gelar yang diperoleh karenanya batal demi hukum.

Makassar, 23 Juli 2010

Penulis,

SAIFUL ARFAN
NIM. 20401106007

UNIVERSITAS ISLAM
ALAUDDIN
M A K A S S A R

ACKNOWLEDGEMENTS

بِسْمِ اللَّهِ الرَّحْمَنِ الرَّحِيمِ

Alhamdulillah Rabbil Alamin, the writer praises to the Almighty Allah SWT. for His Blessing and Mercy so the writer could complete this writing thesis. *Salawat* and *Salam* are addressed to the beloved and the choose messenger, Muhammad Saw.

The writer would like to express his deepest gratitude to those who have helped and supported him until this undergraduate thesis was finished. They are as follows:

1. The writer's beloved parents **Abdul Manan** and **Partinah**, who always give attention to their children and their strong motivation both material and spiritual until the completing of this writing thesis.
2. **Prof. Dr. H. Azhar Arsyad, M.A.** as the Rector of UIN Alauddin Makassar.
3. **Prof. Dr. H. Moh. Natsir Mahmud, M.A.** as the Dean of Tarbiyah and Teaching Science Faculty.
4. **Drs. H. Wahyuddin Naro, M.Hum.**, as the first consultant and. **Muh. Rusydi Rasyid, S.Ag., M.ag., M.Ed**, as the second consultant who gave the writer guidance, correction and overall support since the preliminary stage of manuscript until the completing of this writing thesis.
5. **Dra. Djuwairiah Ahmad, M.Pd., M.TESOL** and **Dra. Kamsinah, M.Pd.I**, as the Head and the Secretary of English Education Department of Tarbiyah and Teaching Science Faculty of Alauddin State Islamic University (UIN) Makassar.
6. All lectures and staff of English Department for their guidance and assistance during the years of the writer's study.

7. My girlfriend **Sulfaidah Sal** who always gave me motivation.
8. My beloved brother **Junaedy Zakaria** who had been my third consultant and always help me in writing my thesis.
9. My closed friend **Muh. Akbar Rahman, S.Pd, Hadi Setiawan, Fahrizal Nadianto, and Agussalim Aras** who always come to my dormitory to accompany me in arranging my thesis.
10. The second semester of English department who had been actively participated to be the respondents of the research.
11. The researcher's classmates in English Department PBI 1, 2 (the 2006 generation) for their motivation and support.

The researcher realizes that this writing thesis is still the simplest ones. Remaining errors are the researcher's own; therefore, constructive criticism and suggestions will be highly appreciated.

Finally, willingly the writer prays may all our efforts be blessed by Allah SWT.

Amin.


Makassar, 23 Juli 2010
The Writer

SAIFUL ARFAN
Reg. Num. 20401106007

TABLE OF CONTENTS


TITLE PAGE	i
PERNYATAAN KEASLIAN SKRIPSI	ii
PERSETUJUAN PEMBIMBING	iii
PENGESAHAN SKRIPSI	iv
ACKNOWLEDGMENT	v
TABLE OF CONTENTS	vii
LIST OF TABLES	x
LIST OF APPENDICES	xi
ABSTRACT	xii
CHAPTER I. INTRODUCTION	1
A. Background	1
B. Problem Statement	5
C. Objective of the Research	5
D. Significance of the Research	6
E. The Scope of the Research	6
F. The operational of term	6
CHAPTER II. REVIEW OF RELATED LITERATURE	9
A. Previous Related Research Findings	9
B. Some Pertinent Ideas	11
1. Vocabulary	11
a. The Definition of Vocabulary	11
b. The Expansion of Vocabulary	12
c. The Significance of Vocabulary	14
d. Types of Vocabulary	15
e. The ways to Increase students' Vocabulary	17
f. Guide Lines of Teaching and Learning Vocabulary ..	20
g. Some Techniques in Teaching Vocabulary	22
h. The sorting of Vocabulary	24
2. Longman Language Activator	26
a. Introduction to LLA	26
b. The difference between LLA and other dictionary ...	30
c. The scope of LLA	31
d. Vocabulary Acquisition and LLA	32
e. Semantics analysis and the LLA	33
f. The vales of LLA to the student of English	34
3. Daily Context	35
a. The context of situation	36
b. The context of culture	37
C. Resume	37
D. Theoretical Framework	38
E. Hypothesis	40

CHAPTER III.	METHODOLOGY OF THE RESEARCH	41
	A. Design of the Research	41
	B. Variables of the Research	42
	C. Population and Sample	42
	D. The Instrument of the Research	43
	E. Procedures of the Data Colletion	44
	F. Technique of Data Analysis	46
CHAPTER IV.	FINDINGS AND DISCUSSION	49
	A. Findings	49
	B. Discussion	54
CHAPTER V.	CONCLUSION AND SUGGESTION	57
	A. Conclusion	57
	B. Suggestion	57
BIBLIOGRAPHY	59
APPENDICES	62
CURRICULUM VITAE	102



LIST OF TABLE

1. The rate percentage of score experimental class in pretest	49
2. The rate percentage of score experimental class in pretest	50
3. The rate percentage of score controlled class in pretest	51
4. The rate percentage of score controlled class in posttest	52
5. The mean score and standard deviation of experimental class and controlled class in posttest	53
6. Distribution the value of t-test and t-table in pre-test	53



LIST OF APPENDICES

1. The Row Score of the Students' Pretest and Posttest in experimental class	62
2. The Row Score of the students' Pretest and Posttest in Controlled Class ...	63
3. The Mean Score of Experimental Class and Controlled Class	64
4. Standard Deviation of Experimental Class and Controlled Class	65
5. The Significance Different	67
6. Distribution of t –Table	69
7. Instrument of the Research	70
8. Treatment of the Research	100
9. Answer Key	101



ABSTRACT

Name : Saiful Arfan
Reg. Number : 20401106007
Title : **Using (LLA) Longman Language Activator to Improve Students' Vocabulary Mastery Based on Daily Context at the Second Semester of English Department of Tarbiyah and Teaching Science Faculty of UIN Alauddin Makassar.**
Consultant I : **Drs. H. Wahyuddin Naro, M.Hum.**
Consultant II : **Muhammad Rusydi Rasyid, S.Ag., M.ag., M.Ed**

The objective of this research is to find out whether or not the use of Longman Language Activator can improve the students' vocabulary of the second semester of English Department of Tarbiyah and Teaching Science Faculty of UIN Alauddin Makassar.

This research employed pre-experimental method with one group pretest and post-test design. There were two variables they are independent variable (the use of Longman Language Activator in teaching vocabulary) and dependent variable (the vocabulary mastery of the students).

The population of this research was the second semester of English Department of Tarbiyah and Teaching Science Faculty of UIN Alauddin Makassar enrolled 2009/2010 academic year which consisted of 116 students. The sample of the research consisted of 30 students which way taken by using random sampling, 15 students were taken as experimental class and 15 students were taken as controlled class.

The instrument of this research was a written vocabulary used in pre-test and post-test. The result of the data indicated that there was a significant difference between students' post-test in experimental class and controlled class. The mean score of post-test (79.7) in experimental class was greater than the mean score of post-test (63.8) in controlled class and the standard deviation of post-test (14) in experimental class was smaller than the standard deviation of post-test in controlled class (16). From t-test, the researcher found that the value of t-test (3.99) was greater than t-table (2.042) at the level of significance 0.05 with degree of freedom (df) = 28.

Based on the finding and discussion of the research, the researcher drawn a conclusion that the use of Longman Language Activator improves the students' vocabulary mastery at the second semester of English Department of Tarbiyah and Teaching Science Faculty of UIN Alauddin Makassar enrolled 2009/2010 academic year.



CHAPTER I

INTRODUCTION

A. Background

Language is the most important aspect in human interaction. People communicate and interact with others by using the language. In widely community, English has become international language. Most of the community in the whole world use English in order they communicate with others who have different language. From this, English is very important to be taught and learned by the students.

English as foreign language is one of the compulsory subjects at any school levels. It is expected that by knowing English, students can better improve their personality and knowledge written in English. This can be done by them only whenever they have enough vocabulary in their mind to be spoken. It means that vocabulary is very important to carry out communication with both oral and written, while grammar or structure, a part from vocabulary, have important roles for expressing meaning.

The important of vocabulary mastery to be learnt for the foreign language learners was stated by Lado (1988). He states that someone who knows all grammar of English will not know much the meaning of the language and he cannot maintain the conversation using such language on the country, one who knows all vocabularies without knowing the grammar of English will understand and the use of the language. Learning vocabulary for learners is important because the ability of the

students to learn English is determined by vocabulary that they have. Through vocabulary, someone can communicate his/her idea and feeling. Sometimes a clever person who has good idea must be stopped only because he/she doesn't have enough vocabulary. It is very difficult for everyone to express his or her ideas in English to other people without vocabulary. It is obvious that vocabulary as a fundamental requirement in expressing our emotion and building communication in the wide community. The statement above ensures the researcher that there should be certain strategy to teach vocabulary to the students.

In building vocabulary mastery, there are many techniques that can be applied by the teacher for instance dictionary usage. They are considered as traditional technique in teaching vocabulary which can make an improving students' vocabulary mastery easily and independently.

General known, a dictionary is a collection of words in a specific language, often listed alphabetically, with definitions, etymologies, phonetics, pronunciations, and other information or a book of words in one language with their equivalents in other language. In other case the writer can conclude that dictionary is a reference book giving information about the meanings, forms, pronunciations, and so on of words listed in alphabetical order.

This research focuses on understanding students' approach to use a dictionary. Once that student should understand is how students use their dictionary. In the specific case on using *Longman Language Activator Dictionary*. LLA dictionary is

written specially for learners from intermediate into advanced in order to avoid common mistakes on putting vocabulary in a different context.

Summer in Wesley (1998) defines that LLA is a dictionary of ideas and how to express them in English. This is a new type of dictionary, it could be more precise caused of its content. In which other dictionary just give the meaning of unknown word, but the LLA gives the learners more to expand their vocabulary by telling them which word is right in which context. Beside that LLA gives clear guidance on how the words and phrases are normally used.

Meara in Wesley (1998) states that Learning to understand a large number of words is a key of becoming a fluent speaker of a language, but learning to use these words accurately is also very important and quite difficult. Some teachers underestimate just how many words students need to know in order to increase their fluency and these expectation strongly influence the way to think about teaching vocabulary. This is obviously a great help by using LLA. We are not only know many words but also put it into the context accurately. We could then systematically compare to an ordinary dictionary, we just able to identify the words that we already know but it is not guaranteed that we had covered all of the relevant words. In the daily communication, we get able to use one word then put it into all context. But, actually every context has its appropriate word to express it. For example the word “stomache”. This is an appropriate word for human being. But, in the daily communication we could then use it for both human being and animal without we know that the appropriate word in expressing “stomache” for animal is “belly”. The

LLA, however makes it is very easy to take all of the information about the words that we are looking for and how to put it into suitable context.

This writing dictionary expands students' vocabulary effectively, and helps the students to improve their writing and speaking. The *Longman Language Activator* takes them from a key word or basic idea, like 'good', and shows them more precise words or phrases with information on register, context, grammar structures, and how to use it in formal and informal situation. Of course, It will helps to increase students' writing skill based on daily context.

Based on the previous explanation, the writer conduct an experiment research about **Using (LLA) Longman Language Activator to Improve students' Vocabulary Mastery Based on Daily Context at the second semester of English Department of Tarbiyah and Teaching Science Faculty of Universitas Islam Negeri Alauddin Makassar.**

B. Problem Statements

Based on the statement previously, the writer formulates the problem statements as follows:

1. What is the students' Vocabulary Mastery based on Daily Context before Using Longman Language Activator ?
2. What is the students' Vocabulary Mastery based on Daily Context after Using Longman Language Activator ?
3. To what extend Using Longman Language Activator in Increasing students' Vocabulary Mastery based on Daily Context in English Education Department of Universitas Islam Negeri Alauddin Makassar?

C. Objective of the Research

Relating to the problem statements, the writer decides some objectives of the research as follows:

1. To find out the students' Vocabulary Mastery based on Daily Context before Using Longman Language Activator .
2. To find out the students' Vocabulary Mastery based on Daily Context after Using Longman Language Activator.
3. To find out the Increasing students' Vocabulary Mastery based on Daily Context by using Longman Language Activator in English Education Department of Universitas Islam Negeri Alauddin Makassar.

D. Significance of the Research

The result of this research will be expected to be very useful information for teacher as a technique in teaching vocabulary and especially for the students to improve their vocabulary mastery by using Longman Language Activator Dictionary in increasing the students' Writing Skill at the second semester of English Department of Universitas Islam Negeri Alauddin Makassar.

E. Scope of the Research

This research focuses on Using Longman Language Activator in students' Writing based on Daily Context in the second semester of English Department of Universitas Islam Negeri Alauddin Makassar. It will hard to do if the writer use all of the words in this dictionary. So, this research just use some words that will be employed in the treatment. They are *Cut, Draw, Fall, Listen, Look for, Run, Steal, Throw, Walk, and Wet.*

F. The Operational Definition of Terms

This section, the researcher would like to give the operational definition of the title. There are some terms that are necessary to be explained to prevent misunderstanding of the reader at the concepts and ideas. They are as follows:

1. Vocabulary

There are many definitions of vocabulary that have been given by writers (experts), like:

Good (1973) defines vocabulary as content and function word of language which are learned thoroughly so that become part of child's understanding, speaking, and later reading and writing vocabulary. It also means words having been heard or seen even though not produced by individual himself to communicate with others.

Webster (1983) says vocabulary is list of word, usually arranges in order and defined as dictionary, glossary and lexicon.

2. Longman Language Activator (LLA)

Tomioka (1996) said that Longman Language Activator was published as "the world's first production dictionary". In spite of the fact that this dictionary is filled with natural and authentic example sentences, inspiring definitions and a number of clever features to help students striving to convert meanings into words.

Longman Language Activator is the book that can lead students to choose the right word or phrase even if they have never heard it before, includes: Clear simple headings, Helps students choose the right word by helping them understand the differences in meaning between words with similar meanings, Detailed definitions and natural examples show students the correct word to use . Students learn how to use their new word or phrase correctly using the collocations and phrases given for each meaning.

Longman Language Activator is fantastic. Other dictionaries are useful when you're reading a book and when you don't know the meaning of a word. But when you want to write, they're useless. With Longman Language Activator you can find the right word for what you want to say.

3. Daily Context

Daily is a something that done, occurring, and measured by the day. Whereas, Context is the part of a written or spoken statement that precede or follow a specific word or passage, usually influencing its meaning or effect.

Based on the explanation above, the researcher can conclude that Daily Context is expressed situation in oral or written which occurred everyday.



CHAPTER II

REVIEW OF RELATED LITERATURE

A. Previous Related Research Finding

Some researchers have explored their findings on vocabulary as the very basic element of language and various techniques in teaching language. Some of the researchers are presented below:

1. Noordin (2004) in this research “application of audiovisual media in learning English vocabulary for the second year students of SMK Persada Makassar” found that presenting vocabulary or other material orally and visually by using real object, picture for suitable vocabulary is effective media. It was good way to teach vocabulary subject to the students.
2. Merdawati (1997) suggest that in teaching English, the student must be given more activities in learning vocabulary, in order that they have time to receive and produce the words.
3. Mula (2000) concludes that the using the a kind of teaching media, such as scribble, can interest the learners to learn vocabulary. They are challenged to kind the words through the game and easy to find the new words.
4. Fitratullah (2004) pointed out that the students were motivated to learn English vocabulary through playing the alphabetic games because most of them enjoyed.

5. Nirwati (1996) conducted a research on the improving the students' vocabulary through discovering techniques to the second year students of SLTP Datuk Ribandang. Her research was restricted to the vocabulary items presented were verbs, nouns, and adjectives. She found that the students have positive attitude toward the discovery technique.

Those findings above show that the teaching techniques in improving students' vocabulary. From those research, the writer concludes that in the teaching and learning vocabulary process, teachers have to know the students' attention and take them in an active learning by creating a good media and techniques in teaching English, especially in teaching vocabulary. To reach the goal, each media and technique can be applied when and where as long as it is suitable for the students needs and ability. the researcher has another way to increase the students' vocabulary by using Longman Language Activator Dictionary. Nevertheless, the findings above are important to guide the researcher to held this research as one of their consideration.

B. Some Pertinent Ideas

1. Vocabulary

a. The Definition of Vocabulary

There are many definitions of vocabulary that have been given by writers (experts), like:

Good (1973) defines vocabulary as content and function word of language which are learned so thoroughly so that become part of child's understanding, speaking, and later reading and writing vocabulary. It also means words having been heard or seen even though not produced by individual himself to communicate with others.

Webster (1983) state that vocabulary is list of word, usually arranges in order and defined as dictionary, glossary and lexicon.

As Hornby (1986) stated vocabulary is:

1. The total number of words that make up a language.
2. Body words known to person or used in a particular book, subject.
3. List of words with their meanings, especially one, which accompanies a textbook, a foreign language.

Brown in Bahar (2009) states that:

“Who with words and vocabulary views vocabulary on two sides. First, vocabulary is the content and function words of language, which are learned through by that they become a part of the child's understanding, speaking, reading, and writing. Second, vocabulary is words having meaning when hard or seen even though the individual produces it when communicating with others”.

G. Whitlan (1999) defined vocabulary as:

1. The stock of words used by unknown to particular person, or group of person.
2. A list of collection of the words of phrases of language, technical field, etc. usually arranged alphabetical order or defined.
3. The words of a language.
4. Any use for less specific group of form characteristic of artist, a style of art, architecture or the like.

Based on some definitions above, the writer concludes that vocabulary is a list of word with their own meaning that make up a language to be used by the people to communicate.

b. The Expansion of Vocabulary

Harmer (1991:158) said that the development of vocabulary divided into four: meaning, word use, word formation, and word grammar.

a. Meaning

The first thing to realize about vocabulary is that they frequently have more than one meaning. Sometimes a different word can have the same meaning. One example given by Harmer is the work 'book'. That word obviously refers to the printed pages fastened together inside a cover, as a thing to be read. Nevertheless, in the same dictionary, that word may refer to noun, to verb, and the word 'book' followed by preposition makes phrasal verbal. Here is the example of sentence containing the word 'book'.

I book an English book at the new bookstore in my town.

There are three the word 'book' in that sentence but those have different meaning. The first word 'book' is a verb means to order. The second word is a noun means the printed page inside a cover. The last word is a compounding word between 'book' and 'store' means a store of books.

b. Word use

The meaning of word can be changed, stretched, on limited by how it is used, and this is sometimes students need to know in relation to word use.

c. Word formation

Word can change their shape and their grammatical value. A noun for instance, can change to adjective (beauty to beautiful) or to verb (beauty to beautify) and on the contrary, a verb can change to noun (approve to approval) etc. Such word are formed with their basic words (beauty and approve) plus the suffixes: -ful, -fy added to them. There are a lot of affixes that can change the basic word's mean and this also need to be known.

d. Word grammar

There are many areas of grammatical behavior that students need to know about. Pertaining to nouns, for instance, students need to know the distinction between uncountable nouns and uncountable one.

By this division, we can say that knowing a word means for more than just understanding (one) of this meaning (s). Somehow our teaching must help students to understand what this knowledge implies both in general and for certain word in particular. By being aware students can be more receptive to understand the words

when the first see them in the text etc, and they will be better to be able to manipulate both the meaning and forms the words.

c. The Significance of Vocabulary

The significance of vocabulary was described by Van Ek and Alexander in Richard (1975). They stated that the ability to use a vocabulary of 2000 words commonly occurring in conversation in order to give basic information and ask simple questions about topics concerned with family life, personal identification, place of work, place of residence, employment, hobbies, etc. The mastery of vocabulary is very important. We use vocabulary in the form of language to express our feelings and idea. whether is orally or in written to other people. Talking about vocabulary, it cannot be separated from four language skills: listening, speaking, reading, and writing. The effectively of someone's speaking is influenced by his/her vocabulary. To clarify that, let us look at the importance of vocabulary relating to the language skills.

In listening, vocabulary is used to understand someone's speech or what someone says. It is very hard for us to catch what someone says if we just know the construction of sentence without knowing the words.

In speaking, vocabulary is used to express our ideas or feelings to the others orally. The words that we have, influence how effective the communication runs.

In reading, it is used to comprehend the reading material. Reading without vocabulary mastery will cause difficulties in comprehending a text. The number of words and the meaning of words, which someone knows will affect his/her reading

activity. It is impossible to understand passage unless he/she knows the meaning of words used in the passage.

In writing, the writer uses vocabulary (words) to develop his/her idea. A writer should choose the words clearly and accurately to express his/her idea. Without knowing much vocabulary, we cannot develop our writing because we are limited on vocabulary mastery.

Gairns and Redman (1986) concluded that by learning vocabulary the learners can recognize and comprehend the context of reading and listening material, and later as productively as the learners can recall and use them appropriately in speech and writing. In this case, by using vocabulary the learners can recognize all the words in written and oral context and finally they can use them daily in speaking and writing.

d. Types of Vocabulary

Word in language is a small element, which could make up a language and function to express an idea. Some writers have classified vocabulary in some ways:

1. Passive or recognition vocabulary, which is made up the words, one recognizes in the context or reading material but he does not actually use himself.
2. Active vocabulary, which consists of working words is used daily in writing and speaking.

Harmer (1991) also divided vocabulary into two types:

1. Active vocabulary refers to vocabulary that students have learned. They are expected to be able to use by the students.
2. Passive vocabulary refers to words, which students will recognized when they met them but they will probably not be able to produce.

Good (1973) divided vocabulary into four parts, namely:

1. Oral vocabulary consists of word actively used in speech that comes readily to the tongue of the one's conversation.
2. Writing vocabulary is stock of words that comes readily to one's finger vocabulary. It commonly used in writing.
3. Listening vocabulary is stock of words, which a person can understand when hear it.
4. Reading vocabulary is the words where the people can recognize when they find it in written material.

Schall in Busran (2009) classified vocabulary into three types, namely:

1. Active vocabulary, the words are customarily used in speaking.
2. Reserve vocabulary, the words we know but we are rarely used them in ordinary speech. We use them in writing letter and searching for synonym.
3. Passive vocabulary, the words are recognize vaguely but we are sure of the meaning never use them is either speech or writing, we just know them because we see them before.

e. The Ways to Increase Students' Vocabulary Mastery

According to Beare (1997), there are many ways to improve students' vocabulary. When working to improve your vocabulary it is important to know your goals in order to best choose the way in which you want to learn.

1. Vocabulary Trees

Vocabulary trees help provide context. Once you have mapped out a few vocabulary trees, you will discover yourself thinking in vocabulary groups. When you see a cup your mind will quickly relate such words as knife, fork, plate, dishes, etc.

2. Create Vocabulary Themes

Create a list of vocabulary themes; include the vocabulary, a definition and an example sentence for each new item.

3. Use Technology to Help You

Watching DVD is a great way to help you understand native speakers of English. Using all the fancy options watching individual scenes can help make DVD use into a vocabulary learning exercise.

4. Specific Vocabulary Lists

Rather than studying a long list of unrelated vocabulary, use specific vocabulary lists to help you prepare for the type of vocabulary we need for work, school or hobbies. These business vocabulary word lists are great for industry specific vocabulary items.

5. Word Formation Charts

Word formation is one of the keys to success for advanced level ESL (English Second Language) learners. Advanced level English exams such as the TOEFL, and Proficiency use word formation as one of the key testing elements. These word formation charts provide the concept noun, personal noun, adjective and verb forms of key vocabulary listed in alphabetical order.

6. Visual Dictionaries

A picture is worth a thousand words. It is also very helpful for learning precise vocabulary. There are a number of excellent English learner visual dictionaries for sale. Here is an online version of a visual dictionary dedicated to jobs.

7. Learn Collocations

Collocations refer to words that often or always go together. A good example of a collocation is to do your homework. These lists of important verb + noun collocations will help you learn some of the most important.

8. Use a Corpus

Corpora are huge collections of documents that can track the number of times a word is used. By using corpora, you can find which words are often used together with target vocabulary words. Combining corpora use with vocabulary.

Another opinion from Geer (2000) there are many ways to improve vocabulary, such as:

1. Make a list of subjects that fascinate you most

The more you enjoy a topic, the easier to learn about it. Now go to your local library and search for a dictionary of words specific to one of these topics.

2. In different parts of the country people favor different words.

Try picking up or subscribing to a newspaper from another part of the country or enlist a friend or relative from another area to join in vocabulary improvement and offer to send them a copy of your heaviest big city newspaper in exchange for yours or go online and read such a newspaper on line for free.

3. Use Flash Card

To make learning easier and more productive, use flash cards in a new and more effective way to master several words at once. Instead of putting separate words on separate cards with separate meanings. Pick four words that all have the same or similar meanings and write them on one side with their meanings clearly identified on the other.

4. Object words

Object words are easier because you are learning the definition of a word which is also a tangible item that you can picture in your mind. Go to a unique curio shop specialty store or science or other obscure type of museum you have never been too before. Keep any brochures or other documentation that describes what you are

seeing. Let the mental pictures drive the names of these items and their descriptions deep into your mind for recall later.

5. You learn much more by being humble than by being proud.

Just as when driving you should be willing to stop and ask for directions, you should not be afraid to do some digging when there. A word you do not understand. Look it up or even have the courage to ask. Go on a word hunt. Write down what you did not understand and quickly. Found that word and its meaning with your own research until you find it. The satisfaction of victory over your ignorance of that one word will bolster your confidence that you can learn many other words if you want to badly enough.

f. Guide lines of teaching and learning vocabulary

Wallace in Busran (2009) indicates nine principles of teaching and learning vocabulary as follows:

1. Aims

In teaching vocabulary, we have to be cleared about aims. How many vocabulary listed we expected the students or learners to be able to do. If this first stage is not clear, the learning process will be difficult.

2. Quantity

Quantity or number of words to be taught should be the second concern. Five to seven words would be chosen if the teacher wants them to be students' active vocabulary. After gaining this target, the teacher should add one word to prevent the students confused discharged, and frustrated.

3. Need

Teacher should consider various meaning words, students' background and language need. Teacher should create the situation that encourages the students to communicate and get the words they need.

4. Frequent exposure and repetition

Certain amount of repetition is necessary and there must be evidence as indicator to see the students' achievement in learning. Teacher should measure recognition and production skills.

5. Meaningful presentation

Teacher introduces new words with clear explanation and decides what denotation or word reference, they intend to teach. The presentation should be perfect, meaningful and unambiguous.

6. Situation

Teacher should have a feeling to the students' situation and condition. This can be a tool for them to know when students are ready to accept the material.

7. Learning vocabulary in context

Words are very seldom in isolation. It is important for students to see the words in useful collection what the words occur in it. In other words, the words should appear in natural environment, amount the words they naturally collate with them.

8. Learning vocabulary in the mother language and in the target language.

Teacher should use words of students' mother tongue to compare with those in the target language to see the similarity and difference of the words.

9. Guessing procedures in vocabulary

Guessing in one way to learn vocabulary. Students guess the words' meaning by hearing, sometimes read them in certain context, guess the meaning, and then use them in certain situation. So, it is smart chosen to get this technique in teaching vocabulary situation.

g. Some Techniques in Teaching Vocabulary

There are many ways to improve your vocabulary. When you are working to improve your vocabulary, it's important to know your goals in order to choose the best way in which you want to learn.

Regarding the importance of vocabulary expansion in the students' studies, the English teacher should know some effective ways to teach vocabulary. The students should be active and should participate in every exercise during the class hour. According to Harmer (1991) describes some methods and strategies to help students in improving and expand students' English vocabulary.

1. Realia

This way, the teacher brings the real object into the classroom and introduced to the students. In this case, the students learn to recognize the words by seeing the reality words like *pen, ruler, ball, etc.*

2. Pictures

Teaching vocabulary through pictures is familiarly focuses on the object. Pictures can be used to explain meaning of vocabulary items: the teacher might draw pens, ruler, etc.

3. Action and Gesture

It is often impossible to explain the meaning of words and grammar either through the use of realia or in pictures. action, in particular, are probably better explained by mime (concept like running and smoking are easy to present in this way).

4. Contrast

This way, the teacher shows the students a word and asks the students to find out the contrast of the word. For example, the meaning of *full* by contrasting it.

5. Enumeration

This way requires the teacher to introduce words by enumeration them with their general and specific meaning. A word with a general meaning, for instance “vegetable”, the teacher introduce this word and asks the students to find out some specific words relate to vegetable: such as potato, cabbage, carrot, etc.

6. Explanation

This way, the teacher introduces words by explaining or describing the objects and asks the students to guess what the object is.

7. Translation

This way, the teacher asks the students to translate the given words into their mother tongue (native language). This strategy is very useful for beginners.

8. Song

Song is one of the most enchanting and culturally rich resources. It can easily be used in language classroom. It can be used to teach a variety of language. Items included vocabulary, for example, song about English where this song helps students in increasing their vocabulary.

h. The Sorting of Vocabulary

The sorting of vocabulary is very important to do before teaching. The teachers should know which words are useful to be taught, but how do the teachers determine exactly what are useful? Gairns and Redman (1986) stated that in the first place, we have to concede that every teaching situation is different and so essential items in one context may be useless in another. The relative importance you attach to the various criteria described below will therefore depend on teaching situation itself.

1. Frequency

The high frequency of an item is no guarantee of usefulness, but there is obviously a significant correlation between the two so it is worth examining some of the work on frequency word-counts that has been carried out over recent decades.

2. Cultural Factors

One drawback of word-counts we have not mentioned is, that being based on the utterances of native speakers they will obviously reflect the cultural interests of the speakers. Such interests may not, however, be shared by L1 learners, who may wish to express ideas and experiences quite outside those of a native speaker.

3. Need and Level

These criteria, the teacher must know their students' need and level. The students who are required to read technical reports in English in their native country will have different lexical needs to those learners who want survival English for travel purposes in English-speaking countries. Equally obvious is that elementary students will recognize limitations in their selection of lexis that will not be true of advanced learners. Usually conflict arises, though, when the lexical needs of the learner would seem to be incongruous with his general language level.

4. Expediency

The classroom will often dictate the need of certain vocabulary, without which the students may fail to understand their teacher, fellow students or the activity they are supposedly engaged in. One such are is grammatical terminology, and although many teachers are loath to burden their students with too many grammatical labels, a shared understanding of certain items can be asset. A second area of classroom includes those items which frequently appear in language activity instructions.

2. Longman Language Activator (LLA)

a. Introduction to the LLA

1. The definition of LLA

Summers in Wesley (1998) define that the Longman Language Activator is a dictionary of ideas and how to express them in English. This a new type of dictionary, it extends to help intermediate to advanced students produce language, in other words to encode their ideas.

The *Longman Language Activator* has been produced as a response to need, the need often expressed by students, to have a dictionary that would tell them which word is right in which context, which subject and object go with particular verb, and what are the phrases or collocation that words are normally used in. students want a dictionary that would enable them to use new words themselves to expand their vocabulary and to improve their ability to express themselves.

2. Meaning first

Summers in Wesley (1998) one of the most important innovations in this book is the grouping together of individual word meanings that generally share the same idea, concept, or semantics area. They mean the same thing in a generally way, but they entail certain key differences. *Sad* and *unhappy* seem to be almost synonymous but in the LLA define that *sad* actually has a different meaning from *unhappy*. In order to be able to use words appropriately, student needs to understand the precise meaning that words have, and this is why the LLA rise.

3. Key words or concepts

There are 1052 concepts in the Longman Language Activator. The concepts (*Key Words*) have been clear. The words are intended to be the ones that students know well and starting from the key words, the word that students already know, they can access the other appropriate way to express their ideas in English.

Each key word is divided into smaller sections and these are shown in a numbered menu of meanings. The user simply selects the number that most closely corresponds to the idea they want to express and goes to the next section to find out the various words and phrases that are presented in LLA.

4. Spoken language

The LLA rises is caused of full of new insight into the natural ways of expressing ideas in the spoken medium as well as in written language. Many of these lexical items are phrases, this has reminded us that the native speakers often use a phrase rather than a single word to express their ideas. When a word has been identified as being predominantly spoken rather than written, this is indicated in the dictionary by introducing the definition with "you say".

5. Informal, formal, and other restricted context.

In the LLA, formal and informal restriction are fronted. It means that the register is started at the beginning of the definition, where if there is a specific restriction on the typical use of a word or phrase, it will also be specified in its definition.

Uniquely, informal expressions are much more common in the LLA than formal ones and this reflects the fact that the LLA is concerned with the core of the language. The more frequent words and phrases rather than less frequent formal usage. Some students have a tendency to use a word that is too formal for general use and an important benefit of the LLA is to guide students away from such words.

6. Frequency

Frequency has been of fundamental importance to this dictionary in various ways. The words and phrases offered to the student in the LLA are relatively frequent. LLA do not include items that are highly infrequent. The words and phrases are given as options to express the idea chosen by the user and are also shown in order of frequency. The first word or phrase is the most general and usual. If a phrase or spoken item has been judged more frequent, this will be placed before a single word item. This is because it is often a more natural item to express the meaning.

7. Example

Examples are of the greatest importance to students in helping them to see the typical context, significant nuances of meaning, and grammatical behavior of words and phrases because in LLA, examples as a model of use are more important.

The examples in this dictionary are all strongly. The group of examples often begins with at least one 'pedagogic' example which demonstrates the meaning particularly clearly. It can be used by the teacher in class when asked for an example by a student.

8. Clarity of access and definition

The LLA is an easy device to access system to the core meanings of English. But the success with which students can use of the LLA depend verymuch on whether we have achieved sufficient clarity in defining:

- a. The menu of meaning under each of the key Words.
- b. The clarity of the definition of the individual words and phrases.

The user will only know that a new word or phrase is appropriate for her/his context, if the individual definition of the range of possible expression is so clear that she/he can clearly see the difference. The key difference in meaning have been identified by the lexicographers by using a diagnostic semantics analysis system. This has enabled the students to compare the difference and similarities among all the words and phrases.

9. Using new vocabulary-grammar and collocation

The LLA helps the user to chose the appropriate word or phrase for their context. It is also gives clear guidance on how the words and phrases are normally used. The examples are essential to appropriate production and use of vocabulary, but the use of grammar and collocation in the LLA is also designed to be particularly direct and straight forward.

The LLA lays great emphasis on providing students with the grammar construction and appropriate collocation of words and both of them shown in bold type because it will give a clearest way of the presenting the information.

10. Alphabetical order

Although the dictionary uses grouping by concept as a very important aid to production, the dictionary is also in alphabetical order. The key words are in alphabetical order and all of the individual word and phrase meanings are also in alphabetical order. For instance, if you already know the word **Allegation** and you want to find out how to use it, directly you look in **A**.

The LLA is a new type of dictionary for students of English which has many features and innovation and it has been expressly designed to overcome the problems that students faced.

b. The difference between LLA and the ordinary dictionary

As the explanation above, we have know that LLA is a dictionary which has many features and new innovation. All of the features and innovation has made this dictionary is different from others. Here are the difference between *Longman Language Activator* and the ordinary dictionary:

1. Detailed definition to help the students choose the correct word and natural.
2. Improved access system makes it easy to find the word you need.
3. All the collocation and phrases you need to write correctly.
4. Index at the back of the book for easy cross referencing.
5. Clear key words help to find alternatives.
6. Concept or key words are grouped.
7. Simple definition an example help to find the right word.

c. The scope of the LLA

1. Activating vocabulary for productive use

In recognizing words and gain access to their meaning are through their spelling and pronunciation. Our commonest dictionary is used to find out the meaning of an unfamiliar word and try to look up the word in its alphabetical position in the dictionary. But, how can we find the word to express our ideas in such context? The LLA provides us to find out an appropriate word which fits that context most closely.

LLA is a dictionary which finds the right word with full account of why it is right for its context. It aims to get the criterion of specifying *Communicative Appropriateness* by giving explicit information to enable the speaker or writer to pick out one word which appropriate than others. It is not just giving information about various meanings a word may express, but also about the style or the type of text which it is appropriate, the kind of communicative function, and the grammatical patterns.

2. Gaining access to meaning through ideas

Longman Language Activator does not only have to deliver *communicative appropriateness*. It has the other special function to provide *channels of access* to its information. We can not try to look up into dictionary unless we know the words' spelling and we need to find access to the word that never we heard before. Leech in wesley (1998) states that The LLA provides a genius solution for this problem by using two access strategies. They are:

- a. The first access strategy is to look up of the key words in its normal alphabetical position in the dictionary.
- b. The second access strategy is to look up a word or idiom in its normal alphabetical position in the same wordlist as the key words.

The important thing is we will not neglected of browsing as a means to achieving productive control of the language's vocabulary resources. The more the reader browses, the more he/she becomes familiar with the range of Key Words.

3. Turning passive knowledge into active knowledge

The LLA takes the students' active knowledge and helps to activate their passive knowledge of words and phrases. It could make a greater range of vocabulary available for their productive use by see the first examples that is simpler, clearer sentence, and the later one going up to more authentic and advanced production. The LLA is as an important step forward in modern English in sharpening the precision of the insight into the meaning of words and in making this accessible in an easily usable form for students of English.

d. Vocabulary acquisition and the LLA

Learning to understand a large number of words is a key part of becoming a fluent speaker of a language, but learning to use these words accurately is very important and very much harder. One of the best way to pick up new words by doing a lot of reading. Each time students do read, they will learn a different new words and the familiar context and fix all of the new word in their mind. But when they often pick up a word from reading automatically they have a general idea of what it

means without being clear about its detailed meaning of the new word and more importantly is how it can be used.

The students can start from try making a list of all the words and then systematically compare them all until they understand the difference between all these other words by using an ordinary dictionary, it would be able to identify and never be sure to covered all of the relevant words. But by using LLA, it will make very easy to know well words and its definition which totally clear will shows them exactly how these words are related to each other and it will be linked by meaning with words they already know. Of course, it will more important even if they remember all of these words in the long term.

e. Semantics analysis and the LLA

As a speaker of a language, the students both receive and produce message. The process are called decoding and encoding. In the process of decoding, they might find a word which they are not sure about then they consult it in a ordinary dictionary to check what meaning the word has. It will help them to decode a message. In the process of encoding, they might find a proper word to apply which is the right one to use them turn to the LLA. *Longman Language Activator* is a kind of learners' reference book specially designed for encoding purposes because it goes from ideas to word. One important point to remember about the role as a speaker in the encoding process that they can refer to one and the same situation by using a different linguistic expression.

In language, each word and phrase has distinct meaning. Semantically, these words and phrases group naturally under subdivision of very general ideas. These are shown in the LLA with its Key Words. The definition of these words and phrases are given as option because it is main guide in choosing the right words. Remember in any case that an important lesson about language is *difference* more than *similarity*. A different words are associated with different ways of encoding a situation. If we know that the words are similar in meaning, LLA will help us in choosing the correct word to be applied to the particular situation we have in our mind.

From the explanation above, the *Longman Language Activator* is specially concerned with productive aspect of our language use. It offers students a whole range of linguistics resource from which they can choose to talk about a given situation in a way that suit best what they have in their mind. The LLA will certainly serve them as the most reliable guide in your efficient and effective command of English.

f. The value of the LLA to students of English

For non native speaking learner, dictionaries as a guidance to find the new words of unfamiliar words. this is new dictionary attempts to train active users. It help user to produce the right target words in the right place. By using *Longman Language Activator*, non native language learner can more freely and securely in the lexical of the target language. It is not only a map which identify words, discover, and explore description and explanation, it is also an active guide to put the words

into action. More precisely, the LLA tells them not only about English words but it makes them use those words correctly and idiomatically. By correctly, the students mean the use of a word that suit the idea one has in mind. By idiomatically, they mean the right which is the typical or natural word that native should use to express a particular idea.

Neubert in wesley (1998) state that some characteristics of the LLA with its feature and new innovation make it different from ordinary dictionary. Here they are:

1. The key word is the first step to language production.
2. Stimulate the learner's meaning awareness.
3. The words that are available to express each of the ideas.
4. More specific information in the definition.
5. Distinguishing between levels of style.
6. Noting the form of the grammatical information.
7. Bold with one or several examples that act as key models for the user.
8. Help us to put our ideas into idiomatic English.

In short, all of the feature and new innovation in LLA will progressively increase our competence to produce words for our ideas to speak and write in English as native speaker do.

3. Daily Context

Daily is a something that done, occurring, and measured by the day, whereas context is the part of a written or spoken statement that precede or follow a specific word or passage, usually influencing its meaning or effect. Based on the explanation

above, we can conclude that Daily Context is expressed situation in oral or written which occurred everyday. Halliday divides context into two parts. They are:

a. The Context of Situation

The word 'context' in English had meant 'con-text'. Context is a situation in which the text was uttered. The general principle that all language must be understood in its context of situation is just a valid for every community in every stage of development. Dell Hymes in Halliday (1985) identified and describing the context of situation based on :

1. The form and the content of the message
2. The setting
3. The participants
4. The intent and the effects of the communication
5. The key
6. The medium
7. The genre
8. The norm of interaction

Lyons in Palmer (1986) states that in terms of sentence meaning which is directly related to the grammatical and lexical features of a sentence, and utterance meaning which includes all 'secondary' aspects of meanings, especially those related to context. It is clear that we will fail in getting meaning from a sentence although it has a grammatical if that is not appropriate to the context because it is a main point in a text.

Halliday (1985) says that In real life, context precede texts. The situation is prior to the discourse that relates to it. So, it serves to make a bridge between the text and the situation in which the text actually occur or to be interpreted.

The context of situation had three feature. They are :

1. The field of discourse which is refers to what is happening
2. The tenor of discourse which is refers to who is taking apart
3. The mode of discourse which is refers to what part the language is playing.

b. The Context of Culture

It was necessary to give more than immediate environment. Malinowsky in Halliday (1985) sees that in any adequate description, it was necessary to provide information not only about what was happening at that time but also about the total cultural background because involved in any kind of linguistic interaction, in any kind of conversational exchange, were not only immediate sights and sound surrounding the event but also the whole cultural history behind the participant and behind of practices that they were engaging in, determining their significance for the culture whether practical or ritual. So, it was necessary for the adequate understanding of the text.

C. Resume

Based on the explanation above, the writer concludes that vocabulary is element of language that is very important. Vocabulary supports the mastery of language component skills, namely: writing, speaking, reading, and listening. Factors

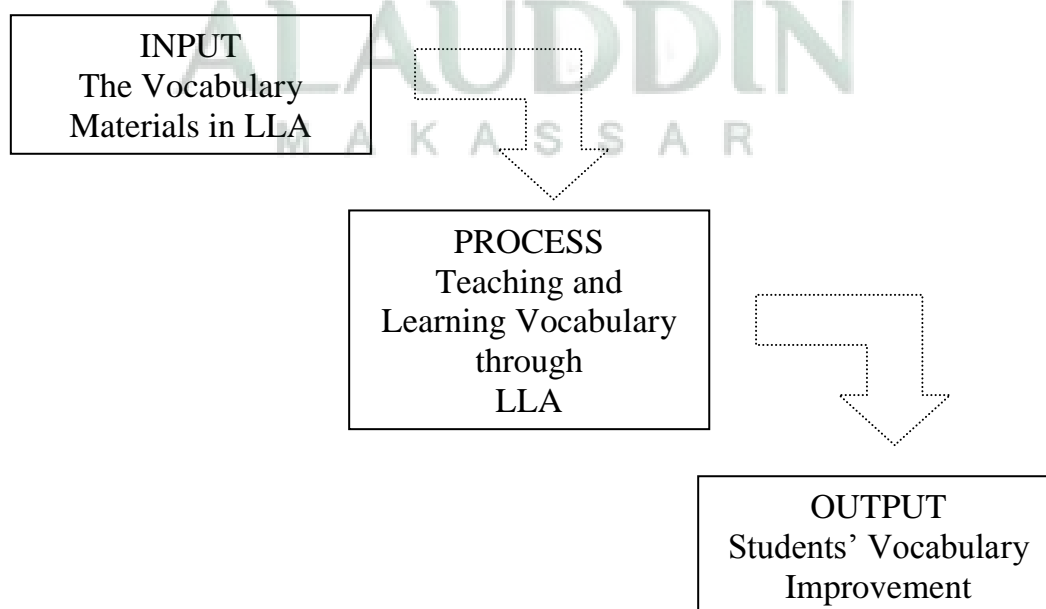
that influence the students' vocabulary mastery come from the students as learners and teachers as instructor. In this research, the writer uses Longman Language Activator as a technique (way) to improve the students' vocabulary. In which in this book help student to avoid common mistakes on putting vocabulary in a different context and how to use it in formal and informal situation.

D. Theoretical Framework

Vocabulary is an element that support English language component skills. If the students have more vocabulary, it will make them easily in express their ideas, feeling, emotion, etc. Without vocabulary mastery, the students will have problem in studying English. It means that vocabulary mastery is very important in process of teaching and learning English.

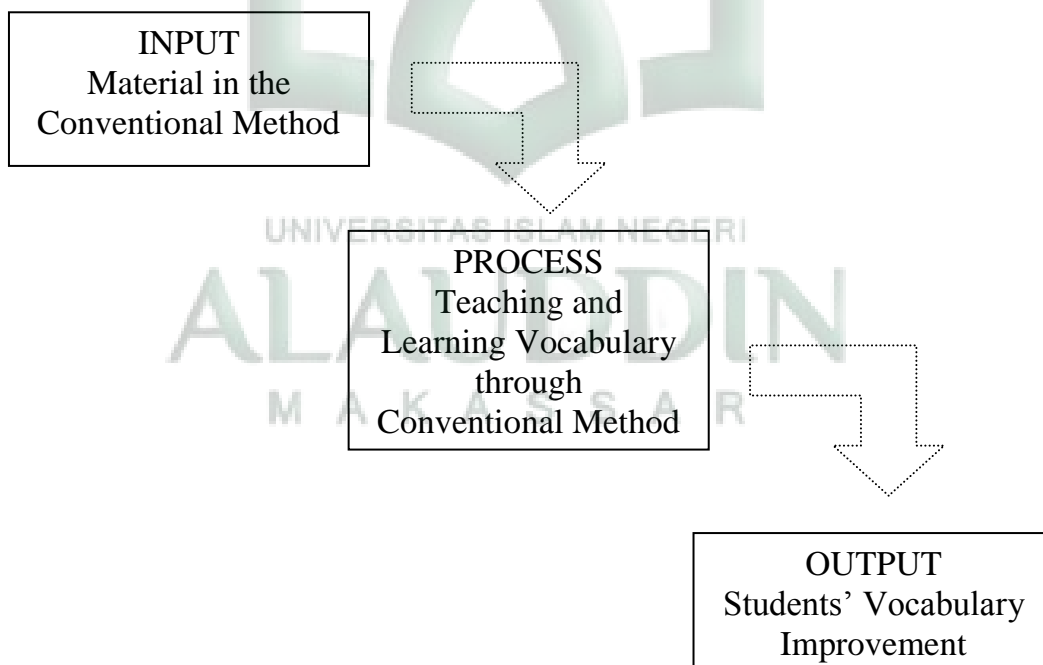
The theoretical framework underlying in this research is given in the following diagram:

a. Experimental Class



The three variables above; input, process, and output are briefly classified as follows:

- a. **INPUT:** refers to Longman Language Activator which consists of vocabulary materials based on daily context. A teaching media which is hoped to be a good device in teaching and learning English vocabulary.
 - b. **PROCESS:** refers to the implementation of the input variable in the classroom activities both teaching and learning through Longman Language Activator.
 - c. **OUTPUT:** refers to student's improvement in learning vocabulary by using Longman Language Activator.
- b. Controlled Class



The different between experiment class and controlled class can be seen from the method in teaching vocabulary. The experimental class use Longman Language Activator and the controlled class use conventional method.

E. Hypothesis

Based on some previous related findings and pertinent ideas above, Longman Language Activator can increase the student's vocabulary based on daily context and help them to put word in the suitable context. So that, the writer formulates the hypothesis as follows:

H_0 : The use of Longman Language Activator is not effective to improve the students' vocabulary at the second semester of English Department of Tarbiyah and Teaching Science of UIN Alauddin Makassar.

H_1 : The use of Longman Language Activator is effective to improve the students vocabulary at the second semester of English Department of Tarbiyah and Teaching Science UIN Alauddin Makassar.

ALAUDDIN
M A K A S S A R

CHAPTER III

METHODOLOGY OF THE RESEARCH

This chapter deals with the research design, variables of the research, population and sample, instrument of the research, procedure of collecting data, and technique of data analysis.

A. Research Design

This research was an experimental design, with one experimental class and controlled class. It aimed at finding out of teaching vocabulary by using Longman Language Activator Dictionary whether or not it was effective to increase the students' vocabulary mastery.

In doing an experimental research, the writer used pre-test and post test. The comparison between the pretest and post-test score depends on the success of the treatment. The design is:

Class	Pretest	Treatment	Posttest
E	O ₁	X ₁	O ₂
C	O ₁	X ₂	O ₂

Notation: E = Experimental class

C = Controlled class

O₁ = Pre-test

O₂ = Post- test

X = Treatment

(Gay, 1981)

B. Variable of the Research

There were two variables in this research, they are dependent variable and independent variable:

1. Students' vocabulary improvement as dependent variable.
2. The use of Longman Language Activator Dictionary in teaching vocabulary as independent variable.

C. Population and Sample

1. Population

To know more about the condition of population in composing this writing thesis, so that, for the first time the researcher explain definition of population. Arikunto (1993) has a view that population is the total of the research subject. The population also means as objective to get and to collect the data.

The population of this research was the students of the second semester of English Education Department of Tarbiyah Faculty of UIN enrolled 2009/2010 academic year that consists of 4 groups (PBI 1- 4) and the total number of the population are 116 students.

2. Sample

Hadi in *Bahar* (2009) defines that sample is set of people whom give value from of population. This research, the writer did use sample, because the number of population was large. There are 116 students with 4 classes. The sample of this research took two classes in which one class for controlled class and one class for experiment class that consists of 15 students each class by using cluster random sampling technique because the class of sample in this research represent all capability of population.

D. Instrument of the Research

The instrument of the research used a written vocabulary test that consists of three types; multiple choice, matching test, and picture test. Each test consists of 10 items of questions to examine the students' vocabulary in pre-test and post-test.

The tests were pre-test and post-test. The pre-test was given to asses and to examine the students' vocabulary mastery based on daily context without using Longman Language Activator Dictionary in the previous learning while post-test is given after treatment of applying using Longman Language Activator Dictionary as the manner to asses and examine the students' vocabulary mastery based on daily context. Both pre-test and post-test are used to find out the development of the students' vocabulary mastery after the treatment by using Longman Language Activator Dictionary.

E. Procedure of the Data Collection

1. Pre-test

The writer should held a pre-test to the sample group. The pre-test was intended to know the students' vocabulary mastery based on daily context before giving treatment. In this case, the students were given a number of questions. Those questions were multiple choice, matching test and picture test. This test spent 90 (2 x 45) minutes.

2. Treatment

The researcher was handling the class for 10 meetings. Five meetings for experimental class and five meetings for controlled class.

a. Experiment Class

The procedures of doing treatments for experimental class as follows:

1) 1st Day :

The researcher entered the class, and then introduced of Longman Language Activator to the students. In this case the researcher explain the main focus of using LLA and continued by presentation that would be focused on the words "CUT" and "DRAW".

2) 2nd Day :

The researcher distributed a material paper and presentate it in front of the class. The researcher presentation would be focused on the words "FALL" and "LISTEN"

3) 3rd Day :

The researcher distributed a material paper and presentate it in front of the class. The researcher presentation would be focused on the words “LOOK FOR” and “RUN”.

4) 4th Day :

The researcher distributed a material paper and presentate it in front of the class. The researcher presentation would be focused on the words “STEAL” and “THROW”.

5) 5th Day :

The researcher distributed a material paper and presentate it in front of the class. The researcher presentation would be focused on the words “WALK” and “WET”.

The procedures of the treatments were the same in next meeting, but the material and its vocabularies were different. In each meeting, the researcher use time allocation about 2 X 45 minutes.

b. Controlled class

The procedure of doing treatment for the controlled class, the researcher handled the class for five meetings. Then, the researcher taught vocabulary where the materials were the same with experimental class but different treatment.

3. Post-test

After the treatment, the post-test should be conducted to find out the students' vocabulary mastery based on daily context. It would be used to check the result of treatments. It was very useful to know whether the Longman Language Activator Dictionary are effective to increase the students' vocabulary mastery based on daily context and it intend to know whether or not any significant change to the students' vocabulary mastery improvement, in this case, based on daily context by using Longman Language Activator Dictionary.

F. Technique of Data Analysis

The collecting data through the test by using inferential statistic percentage score would be also used to know the students' ability. The steps under take in quantitative analysis employing the following formulas:

1. Scoring the students' correct answer of pretest and posttest by using formula:

$$\text{score} = \frac{\text{students' correct answer}}{\text{total number of items}} \times 10$$

(Depdikbud, 1985:8)

2. Classifying the students' score into following criteria:

- a. Score 91 – 100 = very good
- b. Score 76 – 90 = good
- c. Score 61 – 75 = fair
- d. Score 51 – 60 = poor
- e. Score less than 50 = very poor

(Debdikbud, 1985:6)

3. Computing the frequency and the rate percentage of the students' scores

$$P = \frac{F}{N} \times 100\%$$

Notation: P = Percentage
 F = Frequency
 N = The total number of students

(Gay, 1981:298)

4. Calculating the mean score of the students

$$\bar{X} = \frac{\sum X}{N}$$

Notation: \bar{X} = Mean Score
 $\sum x$ = Total raw score
 N = The total number of students

(Gay, 1981)

5. Finding out significant differences between pre-test and post-test by calculating the value of the t-test. The following formula will be applied:

$$t = \frac{\bar{X}_1 - \bar{X}_2}{\sqrt{\left(\frac{SS_1 + SS_2}{n_1 + n_2 - 2}\right)\left(\frac{1}{n_1} + \frac{1}{n_2}\right)}}$$

Notation:

t = Test of significance difference

\bar{X}_1 = Mean score of \bar{X}_1

\bar{X}_2 = Mean score of \bar{X}_2

SS_1 = Sum of score of X_1

SS_2 = Sum of score of X_2

n_1 = Number of case in X_1

n_2 = Number o case in X_2

1 = Consistant number

2 = Number of class

(Gay, 1981:127)

CHAPTER IV

FINDINGS AND DISCUSSION

This chapter particularly presents the findings of the research which are presented as data description, and the discussion of the findings reveals argument and further interpretation of the findings. This chapter, the researcher analyzed the data consisting of the result of pretest and posttest either in experimental class or control class.

A. Findings

1. The Classification of Students' Pretest and Posttest Scores in Experimental Class

Table 1
The rate percentage of score experimental class in pretest

No.	Classification	Score	Frequency	Percentage
1.	Very Good	91 – 100	0	0 %
2.	Good	76 – 90	1	6.7%
3	Fair	61 – 75	2	13.3%
4.	Poor	51 – 60	6	40%
5.	Very Poor	Less than 50	6	40%
Total			15	100 %

Table 1 above shows that the rate percentage of score of experimental class in pretest from 15 students, none of the student got very good score. There were 1

(6.7%) student got good score, 2 (13.3%) students got fair score, 6 (40%) students got poor score, and 6 (40%) students acquired very poor score.

Table 2
The rate percentage of score experimental class in posttest

No.	Classification	Score	Frequency	Percentage
1.	Very Good	91 – 100	3	20%
2.	Good	76 – 90	8	53.4%
3	Fair	61 – 75	2	13.3%
4.	Poor	51 – 60	2	13.3%
5.	Very Poor	Less than 50	0	0%
Total			15	100%

While, the rate percentage of score of experimental class in posttest from 15 students as table 2 above shows that there were 3 (20%) students got very good score, 8 (53.4%) students got good score, 2 (13.3%) students got fair score, 2 (13.3%) students acquired poor students and 0 (0%) students acquired very poor score.

Based on the result above, it can be conclude that, the rate percentage in posttest was greater than the rate percentage in pretest.

2. The Classification of Students' Pretest and Posttest Scores in Controlled Class

Table 3
The rate percentage of score controlled class in pretest

No.	Classification	Score	Frequency	Percentage
1.	Very Good	91 – 100	0	0%
2.	Good	76 – 90	3	20%
3	Fair	61 – 75	2	13.3%
4.	Poor	51 – 60	6	40%
5.	Very Poor	Less than 50	4	26.7%
Total			15	100 %

Table 3 shows the rate percentage of score of controlled class in pretest from 30 students, none of the student got very good score. There were 3 (20%) students got good score, 2 (13.3%) students got fair score, 6 (40%) students got poor score, and 4 (26.7%) students acquired very poor score.

Table 4
The rate percentage of score controlled class in posttest

No.	Classification	Score	Frequency	Percentage
1.	Very Good	91 – 100	0	0%
2.	Good	76 – 90	6	40%
3	Fair	61 – 75	3	20%
4.	Poor	51 – 60	3	20%
5.	Very Poor	Less than 50	3	20%
Total			15	100%

While, the rate percentage of score of controlled class in posttest from 15 students as table 4 above shows that none of the student got very good score. There were 6 (40%) students got good score, 3 (20%) students got fair score, 3 (20%) students got fair score, and 3 (20%) student acquired poor very poor score.

Based on the table 3 and 4, it can be concluded that the rate percentage in posttest was greater than the rate percentage in pretest.

3. The Mean Score and Standard Deviation of Experimental Class and Controlled Class

After calculating the result of the students score, the mean score and standard deviation of both classes be presented in the following table :

Table 5
The mean score and standard deviation of experimental class and controlled class in posttest

Class	Mean Score	Standard Deviation
Experimental	79.7	14
Controlled	63.8	16

The table above shows that, the mean score of experimental class in posttest was (79.7) and the standard deviation of experimental class was (14), while the mean score of controlled class in posttest was (63.8) and its standard deviation was (16). It means that, the mean score of controlled class was lower than mean score of experimental class.

The significant score between experimental and controlled class can be known by using t-test. The result of t-test can be seen in table 6 as follows:

Table 6
Distribution the value of t-test and t-table in pre-test

Variable	t-test value	t-table value
Posttest	3.99	2.042

The table above shows that t-test value was great than t-table. The result of the test shows there was significant difference between t-table and t-test ($2.042 < 3.99$), it means that, t-table was smaller than t-test.

The result of the t-test statistical analysis shows that there was significant difference between the experimental class who got treatment by using Longman Language Activator with controlled class who got treatment by verbal explanation, eventhough different both of them was not enough high. The statement was proved by the t-test value (3.99) which higher than t-table value (2.042), at the level of significance 0.05 and the degree of freedom $(N_1 + N_2) - 2 = (15 + 15) - 2 = 28$.

B. Discussion

Based on the data analysis of the students' post-test of experimental class from 15 students, where there were 3 (20 %) students got very good score, there were 8 (53.4%) students got good score, there were 2 (13.3%) students got fair score, there were 2 (13.3%) students got poor score, and there were 0 (0%) students got very poor score.

While the data analysis from the students' post-test of controlled class from 30 students, where none of them got very good score, there were 6 (40 %) students got good score, there were 3 (20%) students got fair score, there were 3 (20%) students got poor score, and there were 3 (20%) students got very poor score. It means that the rate percentage of the post-test for both classes were higher than of the pre-test.

From all of the data in this research, it is shown that all data found and discussed in this chapter refer to the acceptance of the alternative hypothesis. It means that the use of Longman Language Activator dictionary was effective to improve the students' vocabulary mastery based on daily context of the second semester of English Education Department of UIN. This result was also supported by the statement of Summer in Wesley (1998) that Longman Language Activator is effective at helping intermediate to advanced students produce language. In other words, to encode their ideas also it would tell them which word is right in which context, which subject and object go with particular verbs and what are the phrases or collocation that words are normally used in. students wanted a dictionary that would enable them to use new words themselves, to expand their vocabulary, and to improve their ability to express their concept.

One of the most important innovation of this dictionary is the grouping together of individual word, meaning, same idea, concept, or semantics area. Of course, it will help the user to choose the appropriate word or phrase for their context.

The LLA will certainly *serve you as the most reliable guide* in your *efficient* and *effective* command of English. Furthermore Ikegami (1998) states that all the entries show us a *wealth of natural examples* and *clear* definitions. The *wealth of examples* will *give you a really good chance* of getting the right choice. Finally (Brown, 1998) stated that the *LLA* offers your ideas a *safe* route into the *rich* and

varied field of English to produce words for your ideas that is to speak and write in English *as native-speakers do*.

It can be concluded that, using Longman Language Activator in improving the students' vocabulary mastery based on daily context was effective in intermediate and advanced students even though it was not higher different significantly.



CHAPTER V

CONCLUSION AND SUGGESTION

A. Conclusion

Relating to the research findings and discussion in the previous chapter, the conclusions are presented in the following statements:

1. The data shows that the students' vocabulary mastery based on daily context before and after the treatments are significantly difference. It was found in students' post-test that 1195 was higher than the students' pre-test that 781, which proved that the use of Longman Language Activator in teaching vocabulary contributed to the students' more effective to encode their ideas based on daily context in writing English.
2. Using Longman Language Activator can improve the students' writing ability in a suitable context even though the results of them are different. It can be seen through their increasing score from pre-test to post-test. The improvement can be seen through the statistical analysis that t-test value that was 3.99, greater than t-table value 2.042

B. Suggestion

Considering the conclusion previously, the researcher puts forward some suggestions as follows:

1. In Teaching Vocabulary, Longman Language Activator should be taken as one of alternative materials (supplement material) that giving much knowledge to the students of UIN Alauddin Makassar.

2. The using of Longman Language Activator can improve the student's vocabulary and writing skills. Therefore, the English teacher is recommended to teach them by combining the Longman Language Activator with the other English materials.
3. Lecturers should be creative to manage the materials for teaching of Vocabulary such as by using Longman Language Activator.
4. Lecturers should give enough opportunity to the students to practice and express their ideas through various techniques, one of them is Longman Language Activator because it is easy to be presented and it is also enjoyable for the students in learning.



BIBLIOGRAPHY

- Arikuto, Suharsimi. 1993. *Procedure Penelitian*. Edisi Revisi; Cet IX; Jakarta: PT. Rineka Cipta.
- Baharuddin.2009. *Improving the students Vocabulary of the Second Year Level of MAN Wajo through Bookworm Game*.Thesis.UIN Alauddin Makassar
- Beare, Kenneth. 1997. *How to Improve Your Vocabulary*. Retrieved on 10nd Ocktober (2009) from <http://esl.about.com/od/engilshvocabulary/ht/htvocab.htm>.
- Busran.2009.*Teaching Vocabulary through Morphological Analysis at the Elementary Class of New Generation Club (NGC) Makassar*.Thesis.UIN Alauddin Makassar
- Depdikbud. 1985. *Garis-Garis Besar Pengajaran Bahasa Inggris*. Jakarta: Departemen Pendidikan dan Kebudayaan.
- Fitratullah. 2004. *Enriching of the Vocabulary of the Second Year Students at SMUN 1 Walenrang Kab. Luwu by Using Jumble Letters*. Thesis. Faculty of Language and Arts UNM.
- Gairns, R., and Redman, S. 1986. *Working with Words. A Guide to Teaching and Learning Vocabulary*. Cambridge: Cambridge university press.
- Gay, L.R. 1981. *Educational Research Competencies for Analysis and Application*. Columbus: Merril Publishing Company.
- Geer, David. 2000. *How to improve your vocabulary*. Retrieved on 23rd June (2009) from <http://www.wordhacker.com/en/article/howtoimprovevocabulary.htm>.
- Good. 1973. *The Dictionary of Education*. New York: Garwhil Book Company.

- Halliday.M.A.K and Ruqaiya Hasan.1985.*Language, Text, and Context:Aspects of language in a social semiotic perspective*.Australia.Deakin University.
- Harmer, Jeremy. 1991. *The Practice of English Language Teaching*.London: Longman Group.
- Hornby, A.S. 1986. *Oxford Advance Learner's Dictionary of Current English*.London: Oxford University Press.
- Lado, Robert. 1988. *Teaching English Across Culture*. USA: McGraw-Hill.
- Merdarwati. 1997. *Teaching Vocabulary Integrated Skills Approach*. Thesis of FBS IKIP Ujung Pandang.
- Mula. 2000. *The Interest of the Second Year Students of Pondok Nahdlat Layang Makassar in Learning Vocabulary through English Games*. Thesis of UNISMUH Makassar.
- Nirwati. 1996. *Improving the Vocabulary of the Second Year Students of SLTP Datuk Ribandang through Discovering Techniques*. Thesis. Faculty of Language and Arts UNM.
- Noordin. 2004. *Building up English Vocabulary through Cartoon Film (A Study at the Second Year Students' of Pesantren Darul Arqam Gambar)*. Thesis of UIN Alauddin Makassar.
- Palmer.F.R.1986.*Semantics*.Australia.Cambridge University Press
- Retrieved on 20th October (2009). From <http://www.dictionary.com/d/search/html?q=context>
- Richards.Jack.C.1975.*The Context of Language Teaching*.Australia. Cambridge University Press
- Tomioka,Taeko.1996.*On The Longman Language Activator*.Sanno College, Jiyugaoka
- Webster, Noah. 1983. *Webster Twenty Century of English Language*. New York: Simon and Stucher.

Wesley, Addison Longman.1998.*Longman Language Activator “The World’s First Production Dictionary”*.England:Longman Corpus Network

Wesley, Addison Longman.1998. *Longman Language Activator “The World’s First Production Dictionary”*.Retrieved on 14th October (2009)from <http://www.person.ch/LanguageTeaching/Dictionaries/Dictionaries-British/1449/9780582415485/default.aspx?1461=4&1462=406&g=135&1449=9780582415485>

Whitlan, G. 1999. *The Australian Oxford Dictionary*. Victoria: oxford university press.



APPENDIX A
The Row Score of the Students' Pretest and Posttest
in Experimental Class

No.	Respondents	Pre-test		Post-test	
		Score (X)	X_1^2	Score (X)	X_1^2
1	ADP	53	2809	83	6889
2	AMH	60	3600	70	4900
3	AMN	66	4356	93	8649
4	ABD	53	2809	83	6889
5	AIA	46	2116	96	9216
6	AD	33	1089	53	2809
7	AS	46	2116	50	2500
8	AF	43	1849	76	5776
9	ADM	43	1849	86	7396
10	AN	53	2809	70	4900
11	AMR	66	4356	76	5776
12	AMM	56	3136	86	7396
13	AR	73	5329	90	8100
14	ASK	40	1600	93	8649
15	ARS	50	2500	90	8100
Total		781	42323	1195	97945

APPENDIX B
The Row Score of the Students' Pretest and Posttest
in Controlled Class

No.	Respondents	Pre-test		Post-test	
		Score (X)	X_2^2	Score (X)	X_2^2
1	MY	60	3600	63	3969
2	MH	73	5329	80	6400
3	MA	53	2809	76	5776
4	MM	56	3136	60	3600
5	NT	76	5776	80	6400
6	NK	36	1296	46	2116
7	NP	50	2500	63	3969
8	NA	53	2809	86	7396
9	NAM	30	900	36	1296
10	NF	36	1296	43	1849
11	NH	53	2809	56	3136
12	NM	70	4900	73	5329
13	NWH	80	6400	86	7396
14	RM	53	2809	56	3136
15	RW	76	5776	80	6400
Total		855	52145	984	68168

APPENDIX C

The Mean Score of Experimental Class and Controlled Class

A. Experimental Class

1. Pretest

$$\bar{X}_1 = \frac{\Sigma X}{N}$$

$$\bar{X}_1 = \frac{781}{15}$$

$$\bar{X}_1 = 52$$

2. Posttest

$$\bar{X}_1 = \frac{\Sigma X}{N}$$

$$\bar{X}_1 = \frac{1195}{15}$$

$$\bar{X}_1 = 79.7$$

B. Controlled Class

1. Pretest

$$\bar{X}_2 = \frac{\Sigma X}{N}$$

$$\bar{X}_2 = \frac{855}{15}$$

$$\bar{X}_2 = 57$$

2. Posttest

$$\bar{X}_2 = \frac{\Sigma X}{N}$$

$$\bar{X}_2 = \frac{957}{15}$$

$$\bar{X}_2 = 63.8$$



APPENDIX D

Standard Deviation of Experimental Class and Controlled Class

A. Experimental Class

1. Pretest

$$SD = \sqrt{\frac{SS_1}{n-1}}$$

$$\text{Where: } SS_1 = \sum X_1^2 - \frac{(\sum X_1)^2}{n}$$

$$SS_1 = 42323 - \frac{(781)^2}{15}$$

$$SS_1 = 42323 - \frac{609961}{15}$$

$$SS_1 = 42323 - 40664$$

$$SS_1 = 1659$$

$$SD = \sqrt{\frac{SS_1}{n-1}}$$

$$SD = \sqrt{\frac{1659}{15-1}}$$

$$SD = \sqrt{\frac{1659}{14}}$$

$$SD = \sqrt{118.5}$$

$$SD = 10.9$$

2. Posttest

$$SD = \sqrt{\frac{SS_1}{n-1}}$$

$$\text{Where: } SS_1 = \sum X_1^2 - \frac{(\sum X_1)^2}{n}$$

$$SS_1 = 97945 - \frac{(1195)^2}{15}$$

$$SS_1 = 97945 - \frac{1428025}{15}$$

$$SS_1 = 97945 - 95201.7$$

$$SS_1 = 2743.3$$

$$SD = \sqrt{\frac{SS_1}{n-1}}$$

$$SD = \sqrt{\frac{2743.3}{15-1}}$$

$$SD = \sqrt{\frac{2743.3}{14}}$$

$$SD = \sqrt{195.95}$$

$$SD = 14$$

B. Controlled Class

1. Pretest

$$SD = \sqrt{\frac{SS_2}{n-1}}$$

$$\text{Where: } SS_2 = \sum X_1^2 - \frac{(\sum X_1)^2}{n}$$

$$SS_2 = 52145 - \frac{(855)^2}{15}$$

$$SS_2 = 52145 - \frac{731025}{15}$$

$$SS_2 = 52145 - 48735$$

$$SS_2 = 3410$$

$$SD = \sqrt{\frac{SS_2}{n-1}}$$

$$SD = \sqrt{\frac{3410}{15-1}}$$

$$SD = \sqrt{\frac{3410}{14}}$$

$$SD = \sqrt{243.6}$$

$$SD = 15.6$$

2. Posttest

$$SD = \sqrt{\frac{SS_2}{n-1}}$$

$$\text{Where: } SS_2 = \sum X_1^2 - \frac{(\sum X_1)^2}{n}$$

$$SS_2 = 68168 - \frac{(984)^2}{15}$$

$$SS_2 = 68168 - \frac{968256}{15}$$

$$SS_2 = 68168 - 64550.4$$

$$SS_2 = 3617.6$$

$$SD = \sqrt{\frac{SS_2}{n-1}}$$

$$SD = \sqrt{\frac{3617.6}{15-1}}$$

$$SD = \sqrt{\frac{3617.6}{14}}$$

$$SD = \sqrt{258.4}$$

$$SD = 16$$

APPENDIX E
The Significance Different

$$\bar{X}_1 = 79.7 \quad SS_1 = 2743.3$$

$$\bar{X}_2 = 63.8 \quad SS_2 = 3617.6$$

1. t-Test

$$t = \frac{\bar{X}_1 - \bar{X}_2}{\sqrt{\left(\frac{SS_1 + SS_2}{n_1 + n_2 - 2}\right)\left(\frac{1}{n_1} + \frac{1}{n_2}\right)}}$$

$$t = \frac{79.7 - 63.8}{\sqrt{\left(\frac{2743.3 + 3617.6}{15 + 15 - 2}\right)\left(\frac{1}{15} + \frac{1}{15}\right)}}$$

$$t = \frac{15.9}{\sqrt{\left(\frac{6360.9}{28}\right)\left(\frac{2}{28}\right)}}$$

$$t = \frac{15.9}{\sqrt{(227.175)(0.07)}}$$

$$t = \frac{15.9}{\sqrt{15.90225}}$$

$$t = \frac{15.9}{3.98}$$

$$t_{\text{Hitung}} = 3.99$$

2. t-Table

For level of significance (D) = 0.05

Degree of freedom (df) = $(N_1 + N_2) - 2 = (15 + 15) - 2 = 28$

t – Table = 2.042



APPENDIX F
Distribution of t - Table

Df	Level of Significance for two-tailed test					
	0,5	0,2	0,1	0,05	0,02	0,01
	Level of Significance for one-tailed test					
	0,25	0,1	0	0,025	0,01	0,005
1	1.000	3.078	6.314	12.706	31,821	63.657
2	0.816	1.886	2.920	4.303	6.965	9.926
3	0.765	1.638	2.353	3.183	4.541	5.841
4	0.741	1.533	2.132	2.776	3.747	4.604
5	0.727	1.476	2.015	2.571	3.365	4.032
6	0.718	1.440	1.943	2.447	2.143	3.707
7	0.711	1.451	1.895	2.365	2.998	3.499
8	0.706	1.397	1.860	2.306	2.896	3.355
9	0.703	1.383	1.833	2.262	2.821	3.250
10	0.700	1.372	1.812	2.226	2.764	3.169
11	0.697	1.363	1.769	2.201	2.718	3.106
12	0.695	1.356	1.782	2.179	2.681	3.055
13	0.694	1.350	1.771	2.160	2.650	3.120
14	0.692	1.345	1.761	2.143	2.624	2.977
15	0.691	1.341	1.753	2.331	2.604	2.947
16	0.690	1.337	1.746	2.120	2.583	2.921
17	0.689	1.333	1.740	2.110	2.567	2.898
18	0.688	1.330	1.734	2.101	2.552	2.878
19	0.688	1.328	1.729	2.093	2.539	2.861
20	0.687	1.325	1.725	2.086	2.528	2.845
21	0.686	1.323	1.721	2.080	2.518	2.831
22	0.686	1.321	1.717	2.074	2.505	2.819
23	0.685	1.319	1.714	2.690	2.500	2.807
24	0.685	1.318	1.711	2.640	2.492	2.797
25	0.684	1.316	1.708	2.060	2.485	2.787
26	0.684	1.315	1.706	2.056	2.479	2.779
27	0.684	1.314	1.703	2.052	2.473	2.771
28	0.683	1.313	1.701	2.048	2.467	2.763
29	0.683	1.311	1.699	2.045	2.462	2.756
30	0.683	1.310	1.697	2.042	2.457	2.750
40	0.681	1.303	1.684	2.021	2.423	2.704
60	0.679	1.296	1.671	2.000	2.390	2.660
120	0.677	1.289	1.658	2.890	2.358	2.617
	0.674	1.282	1.645	1.960	2.326	2.576



UNIVERSITAS ISLAM NEGERI
ALAUDDIN
M A K A S S A R

APPENDIX G
INSTRUMENT OF THE RESEARCH IN THE PRE TEST

a. Multiple Choice

Choose the best answer to complete the sentences.

1. We will have to the injured foot.
 - a. Cut off
 - b. Amputate
 - c. Saw
 - d. Chop off

2. Mr. Iful the view from his hotel window.
 - a. Sketched
 - b. Trace
 - c. Draw
 - d. Scribble

3. The bookcase when we try to move it.
 - a. Drops
 - b. Plummet
 - c. Plunge
 - d. Fall over

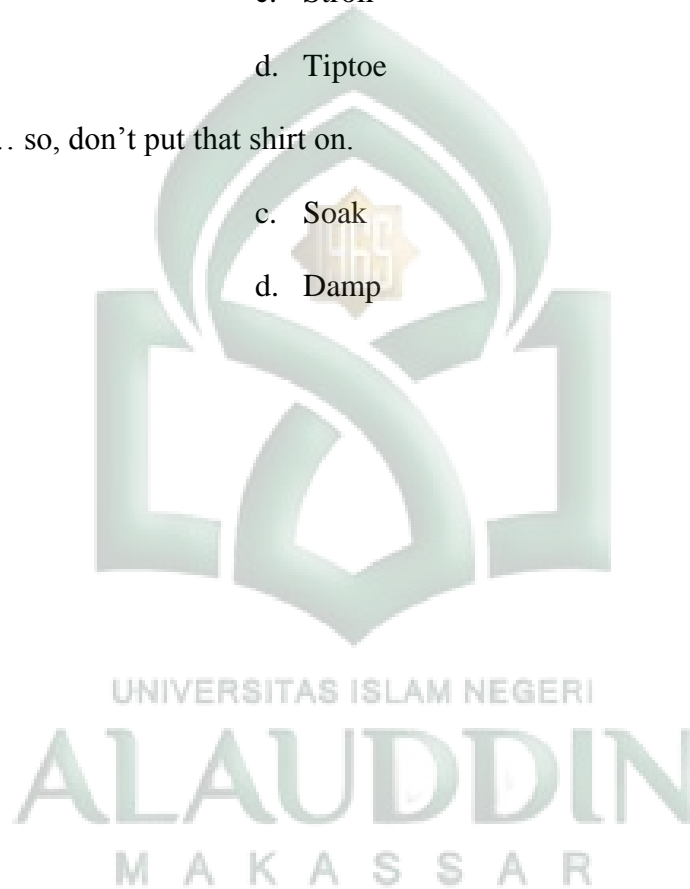
4. We realized our phone had beenand the police know everything.
 - a. Monitor
 - b. Tune in
 - c. Listen
 - d. Tapped

5. We have Whole area but we can not find it anywhere.
 - a. Seek out
 - b. Scour
 - c. Comb
 - d. Searched

6. You had better or you will miss the train.
 - a. Dash
 - b. Tear
 - c. Scamp
 - d. Run

7. My motor cycle has been by unknown people.
 - a. Taken
 - b. Robbed
 - c. Stolen
 - d. Thief

8. The boy sat in the back row of the class, each other with peace of rolled up paper when the teacher was not looking.
- a. Passing
 - b. Lobbing
 - c. Pelting
 - d. Toss
9. I along the beach with the warm sun on my face.
- a. Plod
 - b. Stomp
 - c. Stroll
 - d. Tiptoe
10. It is still so, don't put that shirt on.
- a. Humid
 - b. Saturate
 - c. Soak
 - d. Damp



b. Matching Test

Match the context from the left coloum to the appropriate words in the right coloum.

No	Context	Appropriate Words
1	To cut someone hair, beard, fingernails, etc to make them look better or neater.	a. Chop b. Trim c. Slit d. Scratch
2	To make a picture, design, pattern using pencil or pen in a big scale.	a. Draw b. Scribble c. Trace d. Sketch
3	Ways of saying a large structure falls down because of violent force. E.g. building, wall, or bridge.	a. Collapse b. Knock over c. Bring down d. Fall
4	to listen a radio programme or radio station and you do this in the same time in a week.	a. Monitor b. Audience c. Tune in d. Tap
5	An attempt to find someone or something in which all parts of.	a. Search b. Ransack c. Hunt d. Raid

6	To run with short quick steps, in the that small animal do, especially in order to escape from danger.	<ul style="list-style-type: none"> a. Jog b. Run c. Sprint d. Scurry
7	To steal something that is not very valuable or important.	<ul style="list-style-type: none"> a. Nick b. Swipe c. Pilfer d. Theft
8	To throw something so that it goes high in the air before coming down.	<ul style="list-style-type: none"> a. Flip b. Pelt c. Throw d. Lob
9	To walk slowly and with difficulty. For example because of illness, pain, or old age.	<ul style="list-style-type: none"> a. Pad b. Creep c. Stomp d. Hobble
10	To make someone or something very wet.	<ul style="list-style-type: none"> a. Soak b. Wet c. Drenched d. Splash

e. Picture test

Choose the appropriate words to describe the context of the picture below.

1. What is the appropriate word for the picture below ?
 - a. Slice
 - b. Amputate
 - c. Cut
 - d. Chop



2. What is the appropriate word for the picture below

- a. Draw
- b. Doodle
- c. Sketch
- d. Trace



3. What is the appropriate word for the picture below ?
- a. Slip
 - b. Bring down
 - c. Trip
 - d. Push Over




4. What is the appropriate word for the picture below ?
- a. Listen
 - b. Hear
 - c. Monitor
 - d. Eavesdrop



5. What is the appropriate word for the picture below ?
- a. Find
 - b. Search
 - c. Look for
 - d. Frisk



6. What is the appropriate word for the picture below ?
- a. Jog
 - b. Run
 - c. Sprint
 - d. Scramp



7. What is the appropriate word for the picture below ?
- a. Steal
 - b. Shoplift
 - c. Embuzzle
 - d. Rob



8. What is the appropriate word for the picture below ?
- a. Throw
 - b. Pelt
 - c. Toss/Flip
 - d. Flick



9. What is the appropriate word for the picture below ?

- a. Walk
- b. Tiptoe
- c. Stride
- d. Limp



10. What is the appropriate word for the picture below ?

- a. Drenched
- b. Clammy
- c. Damp
- d. Wet





UNIVERSITAS ISLAM NEGERI
ALAUDDIN
M A K A S S A R

INSTRUMENT OF THE RESEARCH IN THE POST TEST**a. Multiple Choice**

Choose the best answer to complete the sentences.

1. My mother was Vegetables into a lot of small piece
 - a. Cutting
 - b. Amputating
 - c. Slicing
 - d. Chopping
2. The children werepicture of their house.
 - a. Scribbling
 - b. Tracing
 - c. Drawing
 - d. Sketching
3. She a couple of sugar lumps into her coffee.
 - a. Stumbles
 - b. Pushes over
 - c. Drops
 - d. Brings down
4. Supporters came to the president's speech.
 - a. Hear
 - b. Bug
 - c. Monitor
 - d. Eavesdrop
5. We walk all around the town a place to stay.
 - a. Find
 - b. Search
 - c. Look for
 - d. Hunt
6. The monkeys down the tree.
 - a. Sprint
 - b. Jog
 - c. Run
 - d. Scampered

b. Matching Test

Match the context from the left coloum to the appropriate words in the right coloum.

No	Context	Appropriate Words
1	To make trees, bushes etc fall down by cutting.	a. Cut off b. Cut Down c. Chop d. Slice
2	To make a picture, design, pattern using pencil or pen.	a. Doodle b. Scribble c. Trace d. Draw
3	To fall from a very high position.	a. Fall b. Trip c. Plunge d. Collapse
4	Someone who regularly listens to a particular radio programme or radio station.	a. Listener b. Tune in c. Eavesdrop d. Bug
5	To look something in a bag, box, pocket etc by feeling with your hands.	a. Rummage b. Search c. Look for d. Hunt

6	To run with short quick steps, in the that small animal do, especially in order to escape from danger.	<ul style="list-style-type: none"> a. Jog b. Run c. Sprint d. Scurry
7	To steal money that you have been trusted to look after, especially from the place where you work.	<ul style="list-style-type: none"> a. Burgle b. Steal c. Shoplift d. Embezzle
8	To make something small go forward through the air with a quick movement of your thumb and finger.	<ul style="list-style-type: none"> a. Throw b. Lob c. Flick d. Toss
9	To walk slowly because you are tired and have been walking for a long time.	<ul style="list-style-type: none"> a. Hobble b. Walk c. Trudge d. Tiptoe
10	To describe air that feels wet.	<ul style="list-style-type: none"> a. Humid b. Wet c. Drenched d. Splash

e. Picture test

Choose the appropriate words to describe the context of the picture below.

1. What is the appropriate word for the picture below ?
 - a. Slice
 - b. Amputate
 - c. Cut
 - d. Chop



2. What is the appropriate word for the picture below
- a. Draw
 - b. Doodle
 - c. Sketch
 - d. Trace



3. What is the appropriate word for the picture below ?
- a. Fall
 - b. Bring down
 - c. Trip
 - d. Push Over




4. What is the appropriate word for the picture below ?
- a. Listen
 - b. Hear
 - c. Monitor
 - d. Eavesdrop



5. What is the appropriate word for the picture below ?
- a. Find
 - b. Search
 - c. Look for
 - d. Frisk




6. What is the appropriate word for the picture below ?
- a. Jog
 - b. Run
 - c. Sprint
 - d. Scramp



7. What is the appropriate word for the picture below ?
- a. Steal
 - b. Shoplift
 - c. Embuzzle
 - d. Rob



8. What is the appropriate word for the picture below ?
- a. Throw
 - b. Chuck
 - c. Toss/Flip
 - d. Flick



9. What is the appropriate word for the picture below ?
- a. Walk
 - b. Tiptoe
 - c. Stride
 - d. Limp



10. What is the appropriate word for the picture below ?

- a. Drenched
- b. Clammy
- c. Damp
- d. Wet



APPENDIX H

Treatment of the Research

What's the right word?

What word is the picture showing?

What do the 200 English and American teachers think?

cut	35%
chop	20%
slice	35%

Read the choices and **CUT**

CUT

- to cut the surface of something using a sharp instrument such as a knife
- to accidentally cut part of your body
- to separate something such as paper, wood, or wire into two pieces by cutting it
- to remove something by pulling it free, something else that it is connected to
- to cut something such as food, paper, or wood into several pieces

5 to cut something such as food, paper, or wood into several pieces

chop/chop up
saw
dissect

slice to cut food, such as bread, meat, or vegetables, into thin flat pieces (e.g. "I'll slice the ham.")

You can see that **slice** is the most appropriate word to describe the picture.

What do the 200 English and American teachers in our survey say?

slice	72%
chop	20%
other	8%

APPENDIX I

Answer Key in the Pre Test

A. Multiple Choice

1. B
2. A
3. D
4. D
5. D
6. D
7. C
8. C
9. C
10. D

B. Matching Test

1. B = Trim
2. B = Scribble
3. A = Collapse
4. A = Tune in
5. A = Search
6. D = Scurry
7. D = Pilfer
8. C = Lob
9. C = Hobble
10. A = Soak



C. Picture Test

1. C
2. C
3. A
4. A
5. B
6. C
7. D
8. B
9. A
10. D

UNIVERSITAS ISLAM NEGERI

ALAUDDIN

M A K A S S A R

Answer Key in the Post Test**A. Multiple Choice**

1. D
2. C
3. C
4. A
5. C
6. D
7. C
8. A
9. A
10. B

B. Matching Test

1. C = Chop
2. A = Doodle
3. C = Plunge
4. A = Listener
5. A = Rummage
6. D = Scurry
7. D = Embuzzle
8. C = Flick
9. C = Trudge
10. A = Soak

C. Picture Test

1. A
2. B
3. C
4. D
5. D
6. A
7. B
8. C
9. B
10. A



CURRICULUM VITAE

The writer, Saiful Arfan, was born on February 15th, 1988 in Bumiayu Kec. Wonomulyo Kab. Polewali Mandar, West Sulawesi. He has one younger brother, his name is Ahmad Wage (Alm.) and one younger sister, her name is Siti Nurazizah. He is the first child of Abd. Manan and Partinah.



In 1994, he started his education in SDN 020 Kebunsari Kec. Wonomulyo Kab. Polewali Mandar and graduated in 2000. He continued his study in SLTPN 03 Wonomulyo Kab. Polewali Mandar and graduated in 2003. And then he continued his study in SMA Negeri 01 Wonomulyo and graduated in 2006. In the same year he was accepted as a student in English Education Department of Tarbiyah Faculty and Teaching Science of Alauddin State Islamic University of Makassar.