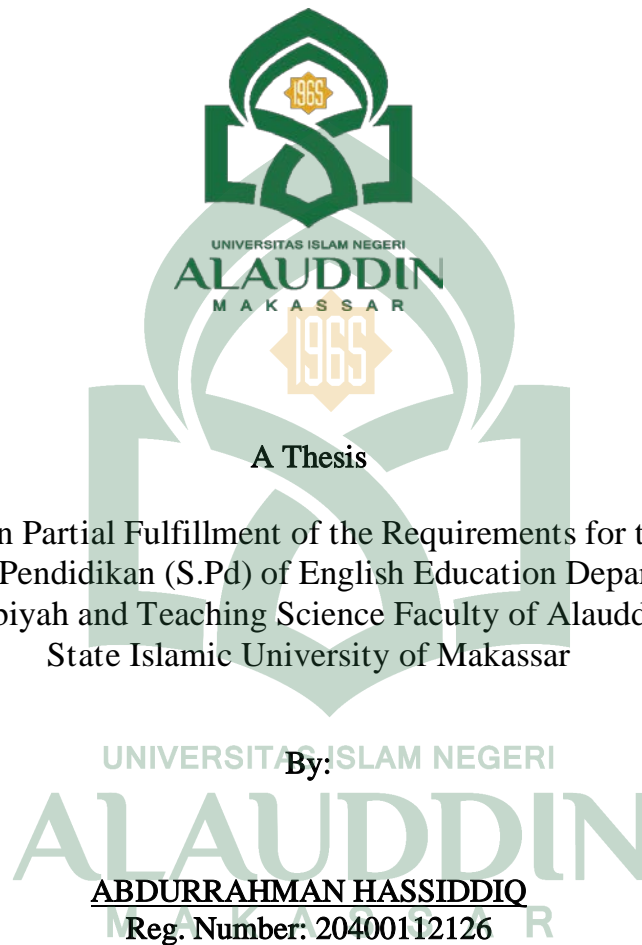


**THE CORRELATION BETWEEN KRASHEN'S EFFECTIVE FILTER
HYPOTHESIS AND STUDENTS' LEARNING ACHIEVEMENT
AT THE SECOND GRADE OF SMP NEGERI 20 MAKASSAR**



A Thesis

Submitted in Partial Fulfillment of the Requirements for the Degree
of Sarjana Pendidikan (S.Pd) of English Education Department of
Tarbiyah and Teaching Science Faculty of Alauddin
State Islamic University of Makassar

By:

ABDURRAHMAN HASSIDDIQ

Reg. Number: 20400112126

**ENGLISH EDUCATION DEPARTMENT
TARBIYAH AND TEACHING SCIENCE FACULTY
ALAUDDIN STATE ISLAMIC UNIVERSITY OF MAKASSAR
2017**


PERNYATAAN KEASLIAN SKRIPSI

Dengan penuh kesadaran, penulis yang bertanda tangan di bawah ini:

Nama : **Abdurrahman Hassiddiq**
NIM : 20400112126
Tempat/Tgl. Lahir : Korem, 23 November 1994
Jur/Prodi/Konsentrasi : Pendidikan Bahasa Inggris
Fakultas/Program : Tarbiyah dan Keguruan
Alamat : Asrama Dormitory Kampus II UIN Alauddin Makassar
Judul : *"The Correlation between Krashen's Affective Filter Hypothesis and Students' Learning Achievement at the Second Grade of SMP Negeri 20 Makassar"*

Menyatakan dengan sesungguhnya dan penuh kesadaran bahwa skripsi ini benar adalah hasil karya sendiri. Jika di kemudian hari terbukti bahwa ia merupakan duplikat, tiruan, plagiat, atau dibuat oleh orang lain, sebagian atau seluruhnya, maka skripsi dan gelar yang diperoleh karenanya batal demi hukum.

Gowa, 08 Mei 2017
Penulis,


Abdurrahman Hassiddiq
NIM. 20400112126

UNIVERSITAS ISLAM NEGERI
ALAUDDIN
M A K A S S A R

PERSETUJUAN PEMBIMBING

Pembimbing penulisan skripsi saudara, **Abdurrahman Hassiddiq**, NIM: 20400112126, mahasiswa Jurusan Pendidikan Bahasa Inggris pada Fakultas Tarbiyah dan Keguruan UIN Alauddin Makassar, setelah dengan seksama meneliti dan mengoreksi skripsi yang bersangkutan dengan judul *"The Correlation between Krashen's Affective Filter Hypothesis and Students' Learning Achievement at the Second Grade of SMP Negeri 20 Makassar"* memandang bahwa skripsi tersebut telah memenuhi syarat-syarat ilmiah dan dapat disetujui untuk diajukan ke sidang munaqasyah.

Demikian persetujuan ini diberikan untuk proses selanjutnya.

Gowa, 08 Mei 2017

Pembimbing I

Pembimbing II



Dr. Kamsinah, M. Pd. I.
NIP. 19680328 199603 2 002

Indah Fadhilah Rahman, S. Pd. I., M. Hum.
NUPN. 9920100165

UNIVERSITAS ISLAM NEGERI
ALAUDDIN
M A K A S S A R

PENGESAHAN SKRIPSI

Skripsi yang berjudul, *"The Correlation between Krashen's Affective Filter Hypothesis and Student's Learning Achievement at the Second Grade of SMP Negeri 20 Makassar"*, yang disusun oleh **Abdurrahman Hassiddiq**, NIM: 20400112122, mahasiswa Jurusan Pendidikan Bahasa Inggris pada Fakultas Tarbiyah dan Keguruan UIN Alauddin Makassar, telah diujikan dan dipertahankan dalam sidang munaqasyah yang diselenggarakan pada hari **Jum'at**, tanggal **02 Juni 2017 M** yang bertepatan dengan tanggal **07 Ramadhan 1438 H** dan dinyatakan telah dapat diterima sebagai salah satu syarat untuk memperoleh gelar Sarjana Pendidikan (S.Pd.) pada Fakultas Tarbiyah dan Keguruan, Jurusan Pendidikan Bahasa Inggris dengan beberapa perbaikan.

Samata – Gowa, 02 Juni 2017 M
07 Ramadhan 1438 H

DEWAN PENGUJI
(SK. Dekan No. 836 Tahun 2017)

Ketua : Dr. Kamsinah, M. Pd. I.
Sekretaris : Sitti Nurpahmi, S.Pd. M. Pd.
Munaqisy I : Dr. H. Nur Asik, M. Hum.
Munaqisy II : Dra. St Azisah, M. Ed. St. Ph. D.
Pembimbing I : Dr. Kamsinah, M. Pd. I.
Pembimbing II : Indah Fadhilah Rahman, S. Pd. I. M. Hum.

Diketahui oleh:
Dekan Fakultas Tarbiyah dan Keguruan
UIN Alauddin Makassar, *u*

Amri
Dr. H. Muhammad Amri, Lc., M. Ag.
NIP. 19730120 200312 1 001

ACKNOWLEDGEMENTS

Alhamdulillah Rabbil Alamin, the researcher would like to express his deepest gratitude to the Almighty Allah SWT. who has been giving mercies, blessings, inspiration and good health all the time to conduct the writing of this thesis. Also, Salawat and Salam are delivered to our great prophet Muhammad SAW who has brought us from the darkness into the lightness.

During the writing of this thesis, the researcher received much assistance from a number of people for their valuable guidances, corrections, suggestions, advices and golden supports. Without them, the writing of this thesis would have never been possible completed especially for the researcher's beloved parents **Muhammad Sidik** and **Hasnawati M**, who always give attention to their children and their strong motivation both material and spirit until the completing of this thesis. In addition, the researcher would like to express the greatest thankful and appreciation for those people, they are:

1. **Prof. Dr. H. Musafir Pababbari, M. Si.** as the Rector of Alauddin State Islamic University (UIN) of Makassar.
2. **Dr. H. Muhammad Amri, Lc., M. Ag.** as the Dean of Tarbiyah and Teaching Science Faculty of Alauddin State Islamic University (UIN) of Makassar.
3. **Dr. Kamsinah, M. Pd. I.** and **Sitti Nurpahmi, S. Pd., M. Pd.** the Head and the Secretary of English Education Department of Tarbiyah and Teaching Science Faculty of Alauddin State Islamic University (UIN) of Makassar.

4. **Dr. Kamsinah, M. Pd. I. and Indah Fadhilah Rahman, S. Pd. I., M. Hum.,** the first and the second consultants for their guidances, supports, suggestions and advices during the writing of this thesis.
5. The most profound thanks to all lecturers of English Department and all staffs of Tarbiyah and Teaching Science Faculty for their help, support, and guidance during the writer has been studying at Alauddin State Islamic University (UIN) of Makassar.
6. The writer's beloved brother and sisters, **Muhammad Aminudddin Hassiddiq, Airmawati Febrilia Hassiddiq, and Ari Rahmawati Junita Hassiddiq** for their patient, prayers, and motivation during his study.
7. The writer's classmates in English Education Department **PBI 7 and 8 (2012), Alfi Lauhin Mahfud, S. Pd, Anwar Ibrahim, S. Pd, Arsyil Azim Syah, S. Pd, Nurhanifa, S. Pd, Musfirah, S. Pd, Ranty Kasli, S. Pd, Kasmawati, Rosmawati Zakaria, Astia Luth Laben, Alm. Wawan Wirawan,** and all friends who could not be mentioned one by one. Thanks for the friendship and suggestions to this research.
8. The writer's friends in **PIBA Dormitory (2012), Abd. Rahman, S. Pd, Muh. Azhar Hairuddin, S. Kom, Rafiuddin Anwar, S. Pd, Muh. Taufik, Nasra Rasyid, S. Hum, Irnawati Muhajir, S. Pd, Andi Iswatun Hasanah, Risky Darmawanti, Andi Rahmayani, S. Kep, Anchi Bt Syarifuddin, S. Pd>I., M. Pd** Thanks for support, motivation, and prayers.

9. The writer's beloved friends from elementary school until high school, for the friendship, love, knowledge, support, and time they have provided unconditionally.
10. All student's of VIII grade at SMP Negeri 20 Makassar who accept me to conduted my research in their class.
11. Everyone who has helped the writer, not only in the making of this thesis, but through the ups and downs of his university life. The writer could not mention them one by one. The writer can say is the writer could not be more grateful for their contribution. May Allah bless them all.

The researcher does realize that this thesis is still far from being perfect and still needs more improvement to get better result, so that corrections, suggestions and advices are always expected. The researcher, therefore, welcomes all kinds of corrections suggestions, and advices for a better writing. Hopefully, this thesis can give usefulness for the development of English teaching-learning.

Finally, willingly the researcher prays may all our efforts be blessed by Allah SWT. Aamiin.

UNIVERSITAS ISLAM NEGERI
ALAUDDIN
M A K A S S A R

Gowa, 08 Maret 2017
The researcher

Abdurrahman Hassiddiq
NIM: 20400112126

9. The writer's beloved friends from elementary school until high school, for the friendship, love, knowledge, support, and time they have provided unconditionally.
10. All student's of VIII grade at SMP Negeri 20 Makassar who accept me to conducted my research in their class.
11. Everyone who has helped the writer, not only in the making of this thesis, but through the ups and downs of his university life. The writer could not mention them one by one. The writer can say is the writer could not be more grateful for their contribution. May Allah bless them all.

The researcher does realize that this thesis is still far from being perfect and still needs more improvement to get better result, so that corrections, suggestions and advices are always expected. The researcher, therefore, welcomes all kinds of corrections suggestions, and advices for a better writing. Hopefully, this thesis can give usefulness for the development of English teaching-learning.

Finally, willingly the researcher prays may all our efforts be blessed by Allah SWT. Aamiin.

Gowa, 08 Maret 2017
The researcher

Abdurrahman Hassiddiq
NIM: 20400112126

LIST OF CONTENTS

	Page
TITLE PAGE	i
PERNYATAAN KEASLIAN SKRIPSI.....	ii
PERSETUJUAN PEMBIMBING.....	iii
PENGESAHAN SKRIPSI.....	iv
ACKNOWLEDGEMENTS.....	v
LIST OF CONTENTS	viii
LIST OF TABLES	x
LIST OF FIGURE.....	xi
LIST OF APPENDICES.....	xii
ABSTRACT	xiii
CHAPTER I. INTRODUCTION.....	1-7
A. Background	1
B. Research Problem.....	4
C. Research Objective.....	5
D. Research Significances.....	5
E. Research Scope.....	6
F. Operational Definition of Terms.....	7
CHAPTER II. REVIEW OF RELATED LITERATURE	9-13
A. Previous of Related Research Findings	9
B. Some Pertinents Ideas.....	8
1. Krashen Affective filter Hypothesis.....	10
2. Learning Achievement.....	11
1. Learning.....	11
2. Achievement.....	12
CHAPTER III. RESEARCH METHOD	14-23
A. Research Method.....	14
B. Design of the Research.....	14
C. Research Variable.....	15
D. Research Setting.....	15

E. Population and Sample	15
1. Population	15
2. Sample.....	16
F. Research Instrument.....	18
1. Questionnaire	18
2. Interview	19
G. Data Collecting Procedure	20
H. Techniques of Data Analysis	22
1. Percentage	22
2. Correlation Product Moment	23
CHAPTER IV. FINDINGS AND DISCUSSION	24-38
A. Findings.....	24
1. Percentage	24
2. Classification of Questionnaire Score and Students Learning Achievement.....	32
1. Questionnaire Score	32
2. Students Learning Achievement.....	32
3. Analysis Data	32
4. Hypotesis Testing.....	31
B. Discussion.....	34
CHAPTER V. CONCLUSION AND SUGGESTION	39
A. Conclusions	39
B. Suggestions.....	39
BIBLIOGRAPHY	42
APPENDICES	44
CURRICULUM VITAE	83

LIST OF TABLES

	Page
Table 1 Students Population	16
Table 2 Sample of Students.....	17
Table 3 The Questionnaire Guidance	18
Table 4 Answer Score to Every Questions	19
Table 5 The Coefficient Correlation Score	23
Table 6 Questionnaire No 1	24
Table 7 Questionnaire No 2.....	25
Table 8 Questionnaire No 3	25
Table 9 Questionnaire No 4	26
Table 10 Questionnaire No 5	26
Table 11 Questionnaire No 6	27
Table 12 Questionnaire No 7	27
Table 13 Questionnaire No 8	28
Table 14 Questionnaire No 9	28
Table 15 Questionnaire No 10	29
Table 16 Questionnaire No 11	29
Table 17 Questionnaire No 12	30
Table 18 Questionnaire No 13	30
Table 19 Questionnaire No 14	31
Table 20 Questionnaire No 15	31

LIST OF FIGURE

	Page
Figure 1 Design of the Research	14



LIST OF APPENDICES

	Page
Appendix 1 Instrument Questionnaire	42
Appendix 2 Interview	47
Appendix 3 Detailed Data Percentage	48
Appendix 4 Detailed Questionnaire Score	53
Appendix 5 Detailed Students Learning Achievement Score	59
Appendix 6 Correlation Product Moment	66
Appendix 7 Product Moment Table	68



ABSTRACT

Name : Abdurrahman Hassiddiq
Reg. Number : 20400112126
Tittle : *The Correlation between Krashen's Affective Filter Hypothesis and Students Learning Achievement at the Second Grade of SMP Negeri 20 Makassar.*
Consultant I : Dr. Kamsinah, M. Pd.I
Consultant II : Indah Fadhilah Rahman S. Pd.I., M.Hum

This study aimed to find and describe the relationship between Krashen's affective filter hypothesis (variable x) and their learning achievement (variable y). This study was conducted at the Second Grade of SMP Negeri 20 Makassar. The population in this study was all of the first-semester students in the academic year 2016/2017 which consisted 200 students, and the sample taken was 50 students by using random sampling.

The method which was used in this study was the quantitative method with the Correlational Design. The researcher used the instruments to obtain the data by using questionnaire and report score. The scores from both instruments were calculated and analyzed by using statistical procedure of Product Moment Correlation to know whether there was a correlation between the two variables or not.

Krashen Affective Filter Hypothesis didn't give big impact on students learning achievement because some aspects. Krashen argued that affective filter is a kind of psychological obstacle that prevets language learners from absorbing available comprehensible input completely. He looked affective factors functioning as a filter that reduces the amount of language input the learner is able to understand. It has a close relationship with the language learner's input and intake. It can be said that affective factors determine the proportion of language learner's input and intake. The affective factors include certain emotions, such as motivation, self-confidence, anxiety, and so on in the process of acquiring a second language.

The result showed that there was a little if any correlation, with the index value of correlation coefficient (r_{xy}) of 0.008. Furthermore, the hypothesis testing showed that the index value of correlation coefficient (r_{xy}) of 0,008 was lower than the index value of correlation coefficient of the Product Moment table (r_t) of 0,257 which meant that the null hypothesis (H_0) was rejected and alternative hypothesis (H_1) was accepted. In conclusion, there was a little if any correlation between the two variables.

Based on the findings mentioned above, the researcher suggests that the English teacher could use some motivation to their students because English is not easy to study and English is very important for their future.

CHAPTER I

INTRODUCTION

A. Background

English is very prominent right now whereas English is an international language in the world. Thus, English is one of the subject at the school, especially in Secondary of Junior High School and Senior High School. Teaching English is difficult job because English is a foreign language for students. In this era, there are various of strategies, methods of teaching English that can be applied by teachers in the school. In other ways, students can obtain various informations about English in internet. In addition, students can join in English course. Eventhough, there are several ways to increase English ability but almost students obtain many difficulties in English learning activity at the school. Thus, teachers have to focus toward students' matter in English learning activity whereas teacher is a key of students' achievement.

A good teacher will use strategies such as discussion among students, videos or stories to gain students attention and to support learning process. Furthermore, teacher constantly to be thinking of ways to make learning fun and appropriate. Teacher is a facilitator for students in the class, teacher gives information and facilitate students to study until create fun of learning, joyful, students do not feel anxious, students are not depressed, and students are free to give idea in the class. Moreover, teacher is a motivator for students, teacher

gives support and energy toward students until students are enthusiastic and active in learning process.

In addition, those can increase education quality and understanding of knowledge. It is complexity lies mainly on various contexts, strategies, and approaches of motivating EFL learners toward intended learning goals. In such case, teachers should know and be able to apply appropriate strategies and approaches in motivating learners to pursue intended learning goals (Tobias Gunas, 2016: 55). Another teacher's duty in the class is create a good relation with students, understand about his/her students' psychology because every students has different characteristic. In addition, learning environment and classroom management are very prominent that teacher should know because those can create interesting learning in the class. Thus, students have good mood in the process of learning. Daniels (2010: 6) argues that teacher can motivate learners by promoting environments that either foster or hinder the learning.

Learning process is where students and teacher communicate each other, create relation between students and teacher, sharing about knowledge, and so on. Creating an effective learning process and increasing students' learning achievement in English learning require several of prominent things which should be prepared by teacher. For instance, developing strategy and method, managing the classroom and so on. Students are individually unique. They do not learn the same way or the same rate because they are like leaves on tree, they have different shape, colour and size. Every students has their own

unique learning style. Thus, teacher use a variety of teaching methods and understand the students' background.

In fact, some teachers in schools do not realize that they have to motivate their students to study. Teachers just give the learning process without direct the students to be interested in their learning or even do not let their students to know what their learning purposes are. The researcher had interviewed some students who took learning course after their school time and asked how the students got their great or low scores in the subject. The result of interview indicates that they are motivated because of how the teachers delivered the subject or because they know what their learning goals are. This condition is the same as (Zoltan Dornyei, 1994: 276) states that one of main determinants of second language or foreign language learning achievement is motivation.

Teacher does not realize that there are various of factors that impact students' achievement. Moreover, they are lack of motivation. Motivation has important role in realizing an activity, whereas it is related with psychology, feeling, and emotion to act or doing something which is encouraged by purpose, necessity, and desire. Thus, in fact learning process in the class is not successful. Students occasionally get difficulties to study and students are not interested. In addition, students will get difficult while doing an examination and they will cheat with other students.

To see how the role of motivation and native teacher has in a school, the researcher do observation. The researcher choses this school because due to the

lack of motivation by the teachers at the school, as we know that a good teacher has to have motivation dynamic, competent and always strive to promote and improve the teaching and learning in the classroom. Teachers' motivation also has to be the driving force for their students. In other words, teachers must have a good relationship with their students in order to create a partnership indirectly to increase the students traffic. The school's name is SMP Negeri 20 Makassar. From this school, the researcher gets the points that students are excited to have native teacher in their school.

Based on the conditions above, the researcher is interested in studying the correlation between Krashen's affective filter hypothesis and student's learning achievement.

B. Research Problem

Based on the previous background, the researcher formulated research question, as follow:

1. How is a correlation between Krashen's affective filter hypothesis (motivation, self-confidence, and anxiety) with student's learning achievement at the second grade of SMP Negeri 20 Makassar?
2. Is there any correlation between Krashen's affective filter hypothesis and student's learning achievement at the second grade of SMP Negeri 20 Makassar?

C. Research Objective

Based on the problem statements above, the aim of the researcher provided two research objectives as follows:

1. To describe the correlation between Krashen's affective filter hypothesis (motivation, self-confidence, and anxiety) with student's learning achievement at the second grade of SMP Negeri 20 Makassar ?
2. To find out the correlation between Krashen's affective filter hypothesis and student's learning achievement at the second grade of SMP Negeri 20 Makassar.

D. Research Significance

The result of the research was expected to be a piece of useful information; it is expected to give significant contribution in terms of theoretical and practical as follow:

1. Theoretical Significance

The researcher expected this research will provide a bunch of information as a source of knowledge for the people in educational field with using Krashen's affective filter hypothesis.

2. Practical Significance

The research was expected to give valuable contribution to the students, lecturer, and next researchers.

a. Students

It was expected that the students can improve their learning achievement. The students can develop their ideas by using Krashen's affective filter hypothesis.

b. Teacher

The result of this research can be used as a significant input to the teacher to improve students' learning achievement and use of Krashen's affective filter hypothesis. In addition, it can be reference for teaching. Besides, the researcher expects this research's result can also give positive contributions for teacher in teaching their subject in the classroom.

The teachers were easily to control their students and achieve the goals effectively. As the last, the teacher will have additional experiences in teaching in the classroom with Krashen's affective filter hypothesis.

c. Researcher

This research can be additional references also for the other researchers who want to research relevant topic relates to this research.

E. Research Scope

This Krashen's affective filter hypothesis consist of affective or attitudinal variable related to second language acquisition are motivation, self-confidence, and anxiety. The scope of this research focused on analysing the use of Krashen's affective filter hypothesis with students' learning achievement at second grade of SMP Negeri 20 Makassar.

F. Operational Definition of Terms

These are a few operational definitions of important words in this research in order to avoid misunderstanding. They are:

1. Correlation

Correlation is connection between to things in which one thing changes as the other does. (Hornby. 1995: 98)

Correlation is closely related or connected of two thing, or shows such relation between two things. In others words make close relationship or connection of two things. From the explain above the researcher understand that corelation is defineted as the mutual relationship between two things.

2. Krashen's Affective Filter hypothesis

Krashen (1982: 31) argued that affective filter is a kind of psychological obstacle that prevets language learners from absorbing available comprehensible input completely. He looked affective factors functioning as a filter that reduces the amount of language input the learner is able to understand. It has a close relationship with the language learner's input and intake. It can be said that affective factors determine the proportion of language learner's input and intake. The affective factors include certain emotions, such as motivation, self-confidence, anxiety , and so on in the process of acquiring a second language.

Learners' affective factors are obviously of crucial importance in accounting for individual differences in learning outcome. Whereas learners'

belief about language learning are likely to be fairly stable, their affective states tend to be volatile, affecting not only overall progress but responses to particular learning activities on a day-by-day and even moment-by-moment basis. (Ellis R, 1994: 483)

Krashen's Affective Filter Hypothesis is the hypothesis made by Krashen to the learner's emotional state or attitudes as an adjustable filter that freely passes, impedes, or blocks input necessary to acquisition. There are three affective factors made by Krashen are motivation, self-confidence and anxiety.

3. Learning Achievement

There are several definitions of learning achievement, nevertheless according to the researcher learning achievement is teachers evaluation to measure students' understanding about the subject studied by students in the school. In addition, learning achievement can help teachers to know their students' problem and then find out the problem solving such as developing strategy, method and so on.

CHAPTER II

REVIEW OF RELATED LITERATURE

A. Some Previous Related Research Findings

Hui Ni (2012) conducted a research entitled “*The Effects of Affective Factors in SLA (Second Language Acquisition) and Pedagogical Implications*”. She concluded that affective factor in SLA in the classroom under investigation, the present study demonstrates that the affective factors decide the proportion of language learners’ input and intake. The data have illustrated that teacher feedback and guidance contribute greatly to students’ emotional state, especially their motivation, self-confidence and anxiety.

Rosalina (2014) conducted a research entitled “*The Relationship between students’ Motivation and Their English Learning Achievement (A Correlational Study at the Second Grade of the SMA 3 TANGSEL)*”. She concluded that motivation had the correlation in students’ score even it was very weak. So if the teachers increase the students’ motivation or the students’ aware about the important role of motivation, the result score will be better than the researcher got from this data.

Trisulaminah (2010) did a research about “*The Effect of Teacher’s Creativity and students’ Interest Toward student’s Achievement in IPS Lesson in X class SMA Negeri I Gemolong*” concluded that there had significant effect of creativity toward students’ achievement. This gave implication that creativity was a most good potential from students to get achievement. However, teacher need more optimized creativity with give reward to students.

Furthermore, Hudaibiah (2009) conducted research about “*The Correlation Between Students’ Interest and Their Achievement in Learning English at The Second Year of SLTPN 1 Pamulang*”, conclude that there is a significant correlation between the students’ interest and their achievement in learning English. The students’ interest could influence their achievement.

Students achievement measures the amount of academic content a students learns in a determined amount of time. Each grade level has learning goals or instructional standards that educators are required to teach.

B. *Some Pertinent Ideas*

1. *The Affective Filter Hypothesis*

Krashen in Latifi et.al. (2013) hypothesizes that one of the most important barriers towards acquisition of another language is the affective filter. This would impede the process of absorbing input and transforming it into intake. There are three factors which play a significant role in this process. The first is *self-confidence*. The stronger the self-confidence, the better the absorption of input will be. It means that a good amount of self-confidence will lower the affective filter in order to let the input in. The second factor is *anxiety*. The more anxious the person is, the higher the amount of resistance against absorption of input will be. That is, the affective filter will be raised with a high amount of pressure on the person, hence obstructing the process of acquisition. The last factor is *motivation*. The more motivated the person is, the better the process will be.

The final critique of Krashen's Monitor Model questions the claim of the Affective Filter Hypothesis that affective factors alone account for individual variation in second language acquisition. Krashen claims that children lack the affective filter that causes most adult second language learners to never completely master their second language (Zafar in Latifi et.al., 2013). Such a claim fails to withstand scrutiny because children also experience differences in non-linguistic variables such as motivation, self-confidence, and anxiety that supposedly account for child-adult differences in second language learning. Besides, there are many cases in which adults acquired a native-like proficiency (Brown in Latifi et.al., 2013).

2. Learning Achievement

a. Learning

Learning is a matter that related with a life. Life is a lesson. By learning, people know how to live. Because of learning is a process that happens for a long time and through many steps, it will make someone change in certain aspect in his own self. For instance, get dress, use washing machine, ride the motorcycle, etc. they can be done after learning.

According to Henry Smith (1962: 260) learning is the acquisition of new behavior or the strengthening or weakening of old behavior as the result of experience. Also, David in his book Educational Psychology defines learning as the process where by an organism changes its behavior as a result of experience.

Ray Loree (1965: 193-194) defines learning as a relatively permanent change of behavior that occur as a result of experience or practice. Changes in behavior may occur because of a change in the level of interest of individual.

An additional definition stated by Jane S., Halonen, she said that learning is relatively permanent change in behavior that occurs through experience. This description tells us that an alteration of learning is relatively stable. Through experiences students also learned that they need to study in order to do well on a test.

Stephen B, Klein (1978: 2) also has similar definition about learning, he said that learning is relatively permanent change the ability to exhibit a behavior, this change occurs as the result of successful or unsuccessful experience." It means that a change of learning relatively stable; depend on student ability and their successful in getting experience. A student who has good ability he/she will have successful experience and better change in behavior. By experience and worse change of behavior.

b. Achievement

Achievement is a measure of the quality and or the quantity of the success one has in the mastery of knowledge, skills, or understandings. References to academic achievement, for example, usually involve performances in such areas as reading, mathematics, science, or social studies.

"And every kind of learning activity would produce a special change, namely learning outcome which is shown in an achievement given by the students, such as calling the letters in alphabets consecutively." In other words, the students purpose in learning is the best achievement.

Hornby (1995: 10) stated that achievement is a thing done successfully, especially with an effort and skill. In other word, it is some things that will get after accomplished it.

Norman E. Gronlund (1981: 331) stated that "achievement is what a pupil has learned." It means that achievement is the result of students gain after following an instructional process.

Sukmadinata (2003: 103) said that achievement of the lesson can be signed with number or letter. The number 0-10 at elementary until middle education and the letter A, B, C, D at the high education. This statement tells us the achievement is realization of students' abilities.

According to Catharina Tri Anni in Setyowati (2007), learning achievement is attitude which is acquired by students after learning process activity. In addition, learning achievement is capability which is acquired by students in the learning process. Learning achievement is target by measured by competences of the leaner in learning which are shown by score as a sign and score is not a final expectation. So, learning achievement is the level of student success in learning the subject matter in school that are expressed in the form of scores obtain from the results of the tests on particular subject matter. (Hyfeng, Jinjun, Vishala, 2013 : 52).

CHAPTER III

RESEARCH METHOD

A. Research Method

This research was quantitative research which uses many numbers in counting, start from collecting data, interpreting data, and appearance of the result (Arikunto, 2013: 313). Based on this research, the researcher used a correlational study design. Correlation is the connection between two things in which one thing changes as the other does (Hornby, 1995: 98). The purpose of correlational study is to determine whether, and to what degree, a relationship exists between two or more variables (Gay, 1981: 99). In this case, correlational research was used to determine whether there was a dynamics of the relationship between Krashen's affective filter hypothesis and student's learning achievement at the second grade of SMP Negeri 20 Makassar.

B. Design of the Research

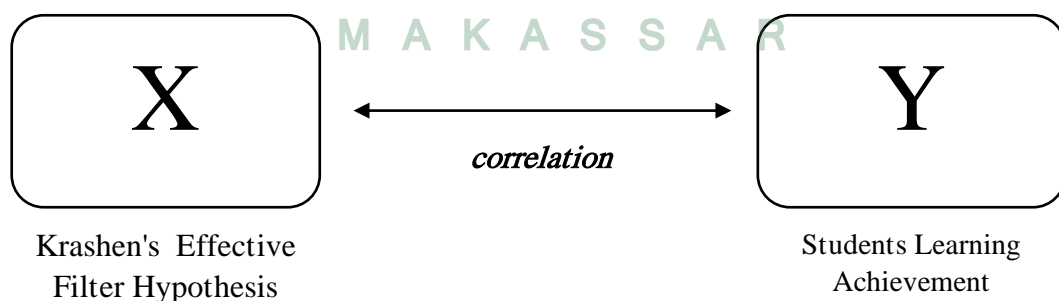


Figure 1. Correlational Research Design

C. Research Variable

This research consisted of two variables. The variable were Krashen's affective filter hypothesis as independent variable and students' learning achievement as dependent variable.

D. Research Setting

This research place was at the second grade of SMP Negeri 20 Makassar in Academic Years 2016/2017.

E. Population and Sample

1. Population

The term population is used to express the sense of the group that became the origin from which a sample is selected. Thus, the population is defined as the set of all objects or individuals who will be studied based on a sample. So therefore, the population in this study were all students of second grade of SMP Negeri 20 Makassar which consists of 11 classes with a number of 200 students.

Population is the generalization region consisting of: the object or subject that has certain characteristics and the quantity set by the researchers to be learned and then drawn conclusions Sugiyono (2015: 61).

Population is the member of the research subjects. If someone wants to examine all elements within the study area, the research is the study population. Study or research is also called the study population or census studies Arikunto (2013: 173).

Here was a table that showed the number of students of second grade SMP Negeri 20 Makassar Academic Year 2016/2017.

Table 1
The Number of Students of Second Grade SMP Negeri 20 Makassar
Academic Years 2016/2017

CLASS	MALE	FEMALE	TOTAL
VIII 1	12	15	27
VIII 2	10	15	25
VIII 3	9	15	24
VIII 4	13	16	29
VIII 5	12	14	26
VIII 6	11	13	24
VIII 7	10	12	22
VIII 8	13	15	28
VIII 9	11	13	24
VIII 10	15	15	30
TOTAL	116	143	259

2. Sample

The sample is a member of the chosen or drawn from a population. The amount of sample is determined by the amount of data or observations in the sample. The amount of sample required varies with the purpose of uptake and the level of homogeneity of the population Arikunto (2013: 109). As is known, the main function of inferential statistics is to analysis the sample data to draw conclusions or propagation of the population. Therefore, the selected sample should be representative or representatives of the population, because the sample is a tool or medium to examine the properties of the population. Thus, the present facts sample descriptive statistics and inferential statistics reveal the

mystery of the population based on a sample or descriptive statistical facts. Thus, both types of statistics are complementary, sometimes overlapping.

Arikunto (2013: 109) suggests taking all the samples when the subject is less than 100 so that the research is the study population. But if the population is more than 100, it can be 10% - 15% or 20% -25% or more. Referring to the explanation Arikunto, the sample in this study was 25% of the population that as many as 50 students.

In this research, using the technique of sampling "simple random sampling" in which members taking samples of the population is randomly without regard to strata that exist in the population.

The Researcher taken a simple random sampling because simple random sampling does not observe to the level in the population or in other words, taking samples at random without regard to strata and all elements of the population have an equal opportunity to be selected as members of the sample.

Table 2
The Number of Students of Second Grade SMP Negeri 20 Makassar
Academic Years 2016/2017

CLASS	TOTAL STUDENTS	TOTAL SAMPLE
VIII ₁	27	5
VIII ₂	25	5
VIII ₃	24	5
VIII ₄	29	5
VIII ₅	26	5
VIII ₆	24	5
VIII ₇	22	5
VIII ₈	28	5
VIII ₉	24	5
VIII ₁₀	30	5

TOTAL	259	50
--------------	------------	-----------

F. Research Instrument

Instrument is a device when the researcher do a research in applying any method (Arikunto, 2013: 192). There are some instruments which applied in conducting a research and the researcher applied questionnaire and interview as instruments of collecting data.

1. Questionnaire

Questionnaire is some written questions which use in obtaining information from the respondents such as report about their personal, or anything which they know (Arikunto, 2013: 194). The researcher was applied the questionnaire in order to know how the students' learning achievement is. The kind of questionnaire was close questionnaire. The close questionnaire was questions which the alternative of answer that researcher gave to students and then the students only choose it.

Table 3
The Questionnaire Guidance

Variabel	Indicator	Total Item
Krashen's Affective Filter Hypothesis	Motivation	5
	Self-Confidence	5
	Anxiety	5

This research instrument has made by using Likert's Scale where the students choose the answer of statements that available on paper based on their experience since study about English in the class. There are consisted of five choices, they are; (a) SA = Strongly Agree, (b) A = Agree , (c) U = Undecided, (d) D = Disagree, (e) SD = Strongly Disagree. In this questionnaire, it is consisted of two statement categories, those are positive category and negative category. For the positive and negative statements, giving score as follow:

Table 4
Answer Score to Every Questions

	Strongly Agree	Agree	Undecided	Disagree	Strongly Disagree
Positive	1	2	3	4	5
Negative	5	4	3	2	1

2. Interview

Esterbeg (2002: 43), interview is a meeting of two persons to exchange information and idea through questions and responses, resulting in communication and joint construction of meaning about a particular topic. Berg in Satori (2011) stated that interview is a conversation which has a purposing, especially purposing to get some information from someone.

According to Mulyatiningsih (2013: 32), the interview is a method of collecting data and information that is made orally, done by face to face directly. Interview was conducted by means and questions and answer, face to face

between the researchers (interviewer) with the respondent answering (interviewee) or used a tool called an interview guide.

G. Data Collecting Procedure

This research was carried out from February 20th 2017 until February 28th 2017. During the research, the researcher conducted from any subject. The procedures of collecting data chronologically performed as following:

1. Monday, 20 February 2017, researcher started his research in class VIII 1 and VIII 4 at 08.30 – 12.50. Researcher took sample by using random sampling, after that researcher provided the questionnaire to the students and explained shortly about procedure of questionnaire filling. Students then filled that and researcher did interview with chosen students.
2. Tuesday, 21 February 2017, researcher started his research in class VIII 5 at 07.30 – 08.50. Researcher took sample by using random sampling, after that researcher provided the questionnaire to the students and explained shortly about procedure of questionnaire filling. Students then filled that and researcher did interview with chosen students.
3. Wednesday, 22 February 2017, researcher started his research in class VIII 3 at 11.20 – 12.40. Researcher took sample by using random sampling, after that researcher provided the questionnaire to the students

and explained shortly about procedure of questionnaire filling. Students then filled that and researcher did interview with chosen students.

4. Thursday, 23 February 2017, researcher started his research in class VIII 6 at 11.20 – 12.40. Researcher took sample by using random sampling, after that researcher provided the questionnaire to the students and explained shortly about procedure of questionnaire filling. Students then filled that and researcher did interview with chosen students.
5. Friday, 24 February 2017, researcher started his research in class VIII 2 at 07.30 – 08.50. Researcher took sample by using random sampling, after that researcher provided the questionnaire to the students and explained shortly about procedure of questionnaire filling. Students then filled that and researcher did interview with chosen students.
6. Tuesday, 27 February 2017, researcher started his research in class VIII 9 and VIII 10 at 08.50 – 14.00. Researcher took sample by using random sampling, after that researcher provided the questionnaire to the students and explained shortly about procedure of questionnaire filling. Students then filled that and researcher did interview with chosen students.
7. Tuesday, 28 February 2017, researcher started his research in class VIII 8 at 08.50 – 14.00. Researcher took sample by using random sampling, after that researcher provided the questionnaire to the students and explained shortly about procedure of questionnaire filling. Students then filled that and researcher did interview with chosen students.

H. *Techniques of Data Analysis*

After collecting data, the researcher analyzed to obtain valid data. There were two techniques of data analyze in this research namely calculating the quantitative data. To analyze the questionnaires, the researcher used the formula as follow:

1. Percentage

Calculate the percentage by using the formula as stated Sudjana in Risda, (2004) as follow:

$$P = \frac{f}{N} \times 100\%$$

Notation :

- P : percentage
 F : frequency
 N : the total of respondent

2. Correlation Product Moment

a. Formula

$$r_{xy} = \frac{n \sum XY - (\sum X)(\sum Y)}{\sqrt{[n \sum X^2 - (\sum X)^2] [n \sum Y^2 - (\sum Y)^2]}}$$

Notation :

X : Score of the questionnaire

Y : Score of the students' achievement

$\sum X$: The sum of all the score questionnaire

$\sum Y$: The sum of all the students' achievement

n : Total number of subject

$\sum X^2$: The sum of all the square: square each score and add up all the square of questionnaire

$\sum Y^2$: The sum of all the square: square each score and add up all the square of students' achievement

$(\sum X)^2$: The square of sum: add up all the score and square the sum, or total of questionnaire

$(\sum Y)^2$: The square of sum: add up all the score and square the sum, or total of students' achievement

(Hinkle,D.W., Wiersma, W., & Jurs, S. G. 1988: 108)

- b. The correlation score can also calcifying which falls into five classifications as follow on table 5 :

Table 5
The Coefficient Correlation Score

Classification	Interpreting
0,90 to 1,00	Very high correlation
0.70 to 0,90	High correlation
0,50 to 0,70	Moderate correlation
0,30 to 0,50	Low correlation
0,00 to 0,30	Little if any correlation

(Hinkle,D.W., Wiersma, W., & Jurs, S. G. 1988: 108)

CHAPTER IV

FINDINGS AND DISCUSSION

A. Findings

The findings of this research were taken from the result of the questionnaire and students learning achievement. The data were collected from 50 students of SMP Negeri 20 Makassar which consisted of ten groups, they are VIII 1 until VIII 10. In order to give clear description of the findings, the researcher explained them as follows:

1. Percentage of Questionnaire

Table 6
Questionnaire No. 1
I feel that the learning goal in English is important to me

Questionnaire	F	P
Strongly Agree	30	60%
Agree	15	30%
Undecided	5	10%
Disagree	0	0%
Strongly Disagree	0	0%
TOTAL	50	100%

Table 6 above shows the rate percentage of score of questionnaire from 50 students, there were 30 (60%) students chose strongly agree, 15 (30%) students chose agree, 5 (10%) students chose undecided and the rest none students chose disagree and strongly disagree.

Table 7
Questionnaire No. 2
I make my learning goal in learning English

Questionnaire	F	P
Strongly Agree	9	18%
Agree	21	42%
Undecided	19	38%
Disagree	1	2%
Strongly Disagree	0	0%
TOTAL	50	100%

Table 7 above shows the rate percentage of score of questionnaire from 50 students, there were 9 (18%) students chose strongly agree, 21 (42%) students chose agree, 19 (38%) students chose undecided and the rest 1 (2%) students chose disagree and none chose strongly disagree.

Table 8
Questionnaire No. 3
Getting a poor grade in English make me to study hard anymore

Questionnaire	F	P
Strongly Agree	31	62%
Agree	16	32%
Undecided	2	4%
Disagree	1	2%
Strongly Disagree	0	0%
TOTAL	50	100%

Table 8 above shows the rate percentage of score of questionnaire from 50 students, there were 31 (62%) students chose strongly agree, 16 (32%) students chose agree, 2 (4%) students chose undecided and the rest 1 (2%) students chose disagree and none chose strongly disagree.

Table 9
Questionnaire No. 4
English subject is a lesson that I look forward

Questionnaire	F	P
Strongly Agree	12	24%
Agree	18	36%
Undecided	15	30%
Disagree	5	10%
Strongly Disagree	0	0%
TOTAL	50	100%

Table 10 above shows the rate percentage of score of questionnaire from 50 students, there were 12 (24%) students chose strongly agree, 18 (36%) students chose agree, 15 (30%) students chose undecided and the rest 5 (10%) students chose disagree and none chose strongly disagree.

Table 10
Questionnaire No. 5
I try to find out what thing I don't understand in learning English

Questionnaire	F	P
Strongly Agree	22	44%
Agree	24	48%
Undecided	3	6%
Disagree	1	2%
Strongly Disagree	0	0%
TOTAL	50	100%

Table 10 above shows the rate percentage of score of questionnaire from 50 students, there were 22 (44%) students chose strongly agree, 24 (48%) students chose agree, 3 (6%) students chose undecided and the rest 1 (2%) students chose disagree and none chose strongly disagree.

Table 11
Questionnaire No. 6
When I find out the difficult word in English, it doesn't make me down in learning English

Questionnaire	F	P
Strongly Agree	18	36%
Agree	22	44%
Undecided	7	14%
Disagree	3	6%
Strongly Disagree	0	0%
TOTAL	50	100%

Table 11 above shows the rate percentage of score of questionnaire from 50 students, there were 18 (36%) students chose strongly agree, 22 (44%) students chose agree, 7 (14%) students chose undecided and the rest 3 (6%) students chose disagree and none chose strongly disagree.

Table 12
Questionnaire No. 7
My native teacher always give an English challenge that I expected

Questionnaire	F	P
Strongly Agree	7	14%
Agree	18	36%
Undecided	22	44%
Disagree	2	4%
Strongly Disagree	1	2%
TOTAL	50	100%

Table 12 above shows the rate percentage of score of questionnaire from 50 students, there were 7 (14%) students chose strongly agree, 18 (36%) students chose agree, 22 (44%) students chose undecided and the rest 2 (4%) students chose disagree and 1 (2%) students chose strongly disagree.

Table 13
Questionnaire No. 8
Be able to speak English well could influence my life

Questionnaire	F	P
Strongly Agree	24	48%
Agree	15	30%
Undecided	9	18%
Disagree	2	4%
Strongly Disagree	0	0%
TOTAL	50	100%

Table 13 above shows the rate percentage of score of questionnaire from 50 students, there were 24 (48%) students chose strongly agree, 15 (30%) students chose agree, 9 (18%) students chose undecided and the rest 2 (4%) students chose disagree and none chose strongly disagree.

Table 14
Questionnaire No. 9
I feel the task that was given didn't help my English

Questionnaire	F	P
Strongly Agree	14	28%
Agree	19	38%
Undecided	7	14%
Disagree	7	14%
Strongly Disagree	3	6%
TOTAL	50	100%

Table 14 above shows the rate percentage of score of questionnaire from 50 students, there were 14 (28%) students chose strongly agree, 19 (38%) students chose agree, 7 (14%) students chose undecided and the rest 7 (14%) students chose disagree and 3 (6%) students chose strongly disagree.

Table 15
Questionnaire No. 10
I'm glad if I can communicate fluently with the native teacher in English

Questionnaire	F	P
Strongly Agree	23	46%
Agree	17	34%
Undecided	10	20%
Disagree	0	0%
Strongly Disagree	0	0%
TOTAL	50	100%

Table 15 above shows the rate percentage of score of questionnaire from 50 students, there were 23 (46%) students chose strongly agree, 17 (34%) students chose agree, 10 (20%) students chose undecided and the rest none students chose disagree and strongly disagree.

Table 16
Questionnaire No. 11
I feel burdened with task was given by my English teacher

Questionnaire	F	P
Strongly Agree	4	8%
Agree	8	16%
Undecided	12	24%
Disagree	12	24%
Strongly Disagree	14	28%
TOTAL	50	100%

Table 16 above shows the rate percentage of score of questionnaire from 50 students, there were 4 (8%) students chose strongly agree, 8 (16%) students chose agree, 12 (24%) students chose undecided and the rest 12 (24%) students chose disagree and 14 (28%) students chose strongly disagree.

Table 17
Questionnaire No. 12
When I get confused in English, it makes me didn't want to study English anymore

Questionnaire	F	P
Strongly Agree	1	2%
Agree	5	10%
Undecided	6	12%
Disagree	16	32%
Strongly Disagree	22	44%
TOTAL	50	100%

Table 17 above shows the rate percentage of score of questionnaire from 50 students, there were 1 (2%) students chose strongly agree, 5 (10%) students chose agree, 6 (12%) students chose undecided and the rest 16 (32%) students chose disagree and 22 (44%) students chose strongly disagree.

Table 18
Questionnaire No. 13
I feel embarrassed if my English ability is lower than the average in the class

Questionnaire	F	P
Strongly Agree	18	36%
Agree	13	26%
Undecided	9	18%
Disagree	6	12%
Strongly Disagree	4	8%
TOTAL	50	100%

Table 18 above shows the rate percentage of score of questionnaire from 50 students, there were 18 (36%) students chose strongly agree, 13 (26%) students chose agree, 9 (18%) students chose undecided and the rest 6 (12%) students chose disagree and 4 (8%) students chose strongly disagree.

Table 19
Questionnaire No. 14
Getting a poor grade in English make me didn't want to study English anymore

Questionnaire	F	P
Strongly Agree	1	2%
Agree	3	6%
Undecided	5	10%
Disagree	20	40%
Strongly Disagree	21	42%
TOTAL	50	100%

Table 19 above shows the rate percentage of score of questionnaire from 50 students, there were 1 (2%) students chose strongly agree, 3 (6%) students chose agree, 5 (10%) students chose undecided and the rest 20 (40%) students chose disagree and 21 (42%) students chose strongly disagree.

Table 20
Questionnaire No. 15
I feel anxious if I asked to practice my English out of school

Questionnaire	F	P
Strongly Agree	7	14%
Agree	9	18%
Undecided	21	42%
Disagree	8	16%
Strongly Disagree	5	10%
TOTAL	50	100%

Table 20 above shows the rate percentage of score of questionnaire from 50 students, there were 7 (14%) students chose strongly agree, 9 (18%) students chose agree, 21 (42%) students chose undecided and the rest 8 (16%) students chose disagree and 5 (10%) students chose strongly disagree.

2. Classification of Questionnaire Score and Students Learning Achievement at VIII A – VIII H in SMP Negeri 20 Makassar

The second section of the questionnaire score contained 15 questionnaire and students learning achievement.

a. Questionnaire Score

Questionnaire score is the result of all students' answers obtained from the questionnaire was given by the researcher. Questionnaire score contains 50 questions that must be answered by students to know the results of the questionnaire. The findings showed the total of students' achievement score was 2691. The highest score was 67 and the lowest was 37. (*see Appendix 4*).

b. Students Learning Achievement Score

The learning achievement were obtained from the last score in report. These scores were expected to reflect their achievement (variable *y*) more accurately. The findings showed the total of students' achievement score was 3680. The highest score was 80 and the lowest was 70. (*see Appendix 5*).

c. Analysis Data on the Correlation between Questionnaire Score and Students Learning Achievement

In this research, to interpret the result of this research, the researcher used statistical method, in which the data were analyzed by using the pearson product moment formula. Variable X was used to represent the score of students' questionnaire activity and Variable Y used to represent the score of students' achievement. Then the hypothesis was tested by using pearson product moment

coefficient correlation. Before analyzing the data, the researcher presented the description of the correlation as follows. (see *Appendix 6*).

In order to find the correlation coefficient, the questionnaire scores (variable *x*) and students learning achievement (variable *y*) were calculated by using Product Moment Correlation statistical procedure. The formula as follows:

$$r_{xy} = \frac{N \sum XY - (\sum X) (\sum Y)}{\sqrt{[N \sum X^2 - (\sum X)^2] [N \sum Y^2 - (\sum Y)^2]}}$$

$$r_{xy} = \frac{50.197625 - (2685)(3680)}{\sqrt{[50.145547 - 7209225] [50.271650 - 13542400]}}$$

$$r_{xy} = \frac{9881250 - 9880800}{\sqrt{[7277350 - 7209225] [13582500 - 13542400]}}$$

$$r_{xy} = \frac{450}{\sqrt{[68125] [40100]}}$$

$$r_{xy} = \frac{450}{52267} = 0,008$$

From the calculation, the index value of correlation coefficient was found to be 0,008. According to the table of correlation interpretations (see *Table VI*), this number was not classified into the table of correlation, which meant that there was no correlation between the two variables.

d. Hypothesis testing

To test the hypotheses, the correlation coefficient (r_{xy}) were compared to Product Moment table (r_t). H_0 or the null hypothesis will be accepted if $r_{xy} \leq r_t$ and rejected if $r_{xy} \geq r_t$. To find r_t , the degrees of freedom must be determined first:

$$d_f = N - nr$$

$$d_f = 50 - 2$$

$$d_f = 48$$

After looking at the pearson product moment table (*see Appendix 7*), the r_t of a one-tailed test in the level of significance of 5% and d_f of 48 was found to be **0.257**. The index value of r_{xy} (**0,008**) is lower than the index value of r_t (**0.257**) which meant that the null hypothesis was accepted and alternative hypothesis was rejected.

B. Discussion

After calculating and formulating the result of questionnaire score and students learning achievement, the result of the product moment correlation answered the research problem stated in Chapter I. The researcher concluded that there was no a positive and a little if any correlation between Krashen affective filter hypothesis and students learning achievement at the second grade of SMP Negeri 20 Makassar.

With regard to the affective factors in SLA in the classroom under investigation, the present study demonstrates that the affective factors decide the proportion of language learners' input and intake. The excellent students usually have high motivation, much self-confidence and a low level of anxiety, and they receive and take in plenty of language input. It is a pity that there are still some students who learn language with low motivation, little self-

confidence and a high level of anxiety, to which teachers should give correct guidance on their affective factors.

The results regarding learners' attitudes toward teacher feedback and guidance show that the majority of learners' view teacher feedback and guidance with a positive attitude. However, they are really concerned about the specific way of corrective feedback adopted by teachers. The data have illustrated that teacher feedback and guidance contribute greatly to students' emotional states, especially their motivation, self-confidence and anxiety. The findings in the present study suggest a number of implications for second language teaching and teachers' training.

To begin with, teachers should take learners' affective factors into full consideration. The results obtained from the study do provide convincing evidence that affective components have a considerable impact on the learners. The way in which learners interpret affective factor information is the key to develop positive and valuable concepts of self-efficacy about learning, which in turns leads to further effective learning. Appropriate teacher guidance and advice will encourage stronger willingness to participate and greater effort to learn on the part of learners, and thereby greater success in language performance. Thus, it is advisable for teachers to adopt some practical and effective techniques to promote learners' affective development and hence get them actively involved in class activities.

It is suggested that more practical researches on affective factors should be carried out in SLA. Further research is advised to investigate whether

features of affective factors vary with individuals of the same proficiency level of students. The different features hide deserve further exploration. Moreover, personal differences of students should be given special attention in the further study. The differences in their choosing different teacher guidance would be an interesting research topic.

Krashen in Latifi, et.al. (2013: 224) hypothesizes that one of the most important barriers towards acquisition of another language is the affective filter. This would impede the process of absorbing input and transforming it into intake. There are three factors which play a significant role in this process. The first is *self-confidence*. The stronger the self-confidence, the better the absorption of input will be. It means that a good amount of self-confidence will lower the affective filter in order to let the input in. The second factor is *anxiety*. The more anxious the person is, the higher the amount of resistance against absorption of input will be. That is, the affective filter will be raised with a high amount of pressure on the person, hence obstructing the process of acquisition. The last factor is *motivation*. The more motivated the person is, the better the process will be.

Krashen (1982: 31) argued that affective filter is a kind of psychological obstacle that prevets language learners from absorbing available comprehensible input completely. He looked affective factors functioning as a filter that reduces the amount of language input the learner is able to understand. It has a close relationship with the language learner's input and intake. It can be said that affective factors determine the proportion of language learner's input and intake.

The affective factors include certain emotions, such as motivation, self-confidence, anxiety, and so on in the process of acquiring a second language.

Learners' affective factors are obviously of crucial importance in accounting for individual differences in learning outcome. Whereas learners' belief about language learning are likely to be fairly stable, their affective states tend to be volatile, affecting not only overall progress but responses to particular learning activities on a day-by-day and even moment-by-moment basis. (Ellis R, 1994: 483).

The result of coefficient correlation between both variables was 0,008. That result indicated that there was no significant correlation between Krashen Affective Filter Hypothesis and students learning achievement. This statement was proved based on the result r_x was lower than the r_t ($0,008 \geq 0,257$ in significant level 5%). There is a little if any correlation between Krashen Affective Filter Hypothesis and students learning achievement at the Second Grade of SMP Negeri 20 Makassar.

The conclusion of the above discussion is that Krashen affective filter hypothesis is very good to apply in school because it can help teachers in the learning process and also to know the extent to which students understand the subjects given by the teacher. Krashen affective filter hypothesis is a hypothesis created by Krashen to know the ability of students who were taught through learning English or commonly called also the acquisition of a second language.

The advantage is to facilitate researchers to take samples in the classroom, facilitate researchers in distributing samples, facilitate researchers in

selecting samples, researchers can be closer to the students and easier to guide or explain samples that are not known by students who ask.

The disadvantages are very difficult in choosing their students because it is not known which one is smart and which is not smart in learning English anymore when the students interviewed by researchers, there are still many who do not know about how to speak English well.



CHAPTER V

CONCLUSION AND SUGGESTION

A. Conclusions

The conclusions of this research dealt with “The Correlation between Krashen Affective Filter Hypothesis and Students Learning Achievement at the Second Grade of SMP Negeri 20 Makassar”. There were some findings based on data of students’ questionnaire score and students’ learning achievement here after formulating to find out the value of correlation coefficient.

The result of coefficient correlation between both variables was 0,008. That result indicated that there is a little any correlation between Krashen Affective Filter Hypothesis and students learning achievement. This statement was proved based on the result r_x was lower than the r_t ($0,008 \geq 0,257$ in significant level 5%).

Krashen Affective Filter Hypothesis didn't give big impact on students learning achievement because some aspects. Krashen argued that affective filter is a kind of psychological obstacle that prevets language learners from absorbing available comprehensible input completely. He looked affective factors functioning as a filter that reduces the amount of language input the learner is able to understand. It has a close relationship with the language learner’s input and intake. It can be said that affective factors determine the proportion of language learner’s input and intake. The affective factors include certain emotions, such as motivation, self-confidence, anxiety, and so on in the process of acquiring a second language.

There is a little if any correlation between Krashen Affective Filter Hypothesis and students learning achievement at the Second Grade of SMP Negeri 20 Makassar.

B. *Suggestions*

Based on the findings of the research, some suggestions addressed to the teacher or lecturer, the students, and the next researcher to improve students' ability in English especially English score.

1. For the Teachers or Lecturer

In teaching or learning activity, especially in English, the teacher or lecturer could give the materials using different ways. For example, using motivation in teaching English, in making it effective and efficient. Using this technique is possible to ask students improving their self-confidence in study English at the school because English is important to them, besides their English competence in the their class.

2. For the Students

They must study hard if they want to be successful in mastering English. It is suggested to the students who need improvement in their English skill may try to motivation their self or their self-confidence. This way, they can receive comprehensible inputs that are needed in acquiring target language and building language competence. In addition, to optimize English learning, the students must study hard because English is international language.

3. For the Researcher

It is suggested to other researchers to complete this research by conducting any other researches on Krashen affective filter hypothesis. Based on the explanation above the writer would like to suggest other researcher, that the result of the study can be used as additional reference for further research with different sample and occasions. This research has many limitations and more researches should be conducted on this topic. Future researchers may conduct a study with a different and broader population and a larger sample. In addition, the variables may be modified, future researchers can try to find a relationship between Krashen affective filter hypothesis and other language skills or competence, such as English skill or English competence. Another interesting approach to this topic is finding out if people's preference for affective filter hypothesis has any influence on their achievement.

BIBLIOGRAPHY

- Arikunto, Suharsimi. *Prosedur Penelitian Suatu Pendekatan Praktik*, Jakarta: Rineka Cipta. 2013.
- Daniels R. *Motivational Mediators of Cooperative Learning: Psychological Reports*, Vol. 6. 2010.
- Dennis E. H., William W., & Stephen G. J. *Applied statistics or the Behavioral Sciences*. 2nd ed. Boston: Houghton Mifflin Company. 1988.
- Dhamarullah, Imam Achmad. *The Relationship Between Movie Watching Activity and Listening Skill. Thesis*. Jakarta: Faculty of Tarbiyah and Teachers' Training UIN Syarif Hidayatullah. 2015.
- Esterbeg, Kristian G. *Qualitative Method for the social research*. NewYork: MCGHill. 2002.
- Gay. *Educational research: Competencies for analysis and application (2nd edition)*. Columbus, OH: Charles E. Merrill Publishing Company. 1981.
- Gronlund, Norman E. *Measurement and Evaluation in Teaching*, (New York: Macmillan Publishing Co. Inc., 1981), P. 331.
- Hornby. *Oxford Advanced Learner's Dictionary of Current English*. New york. 1995.
- Hornby. *Oxford learner's Pocket Dictionary*. New York: Oxford University Press. 1995.
- Hornby, A.S. *Oxford Advanced Learner Dictionary*, (Oxford: Oxford University Press, 1995), P. 10.
- Hyfeng. Jinjun. Vishala. *The Relationship of Learning Motivation and Achievement in EFL: Gender is Intermediated Variable*. 2013.
- Hudaibiah. *The Correlation Between Students' Interest and Their Achievement in Learning English at The Second Year of SLTPN 1 Pamulang*. Thesis. 2009.
- Klein, Stephen B. *Learning: principle and application*, (New York: McGraw Hill Book Company, 1978), P. 2.
- Latifi, M., Kitabi, S., Mohammadi E. *The Comprehension Hypothesis Today: An Interview with Stephen Krashen*. Electronic Journal of Foreign Language Teaching Vol. 10, No. 2. 2013.
- Loree, M. Ray. *Psychology of Education*, (New York: The Ronald Press Company, 1965), P. 193-194.
- Mulyatiningsih, Endang. *Metode Penelitian Terapan*. Bandung: Alfabeta. 2013.

- Ni, Hui. *The effects of affective factors in SLA (Second Language Acquisition) and pedagogical implications*. 2012.
- R, Ellis. *The Study of Second Language Acquisition*. Shanghai: Shanghai Foreign Language Education Press. 1994.
- Risda. *Pengaruh Tingkat Pendidikan Orang Tua terhadap Motivasi Belajar Siswa MI Muhammadiyah 6 Syuhada Kota Makassar*, skripsi, Makassar: UIN Alauddin, 2014.
- Rosalina, Viona. *The Relationship Between Students' Motivation and Their English Learning Achievement*. Thesis, Jakarta: Syarif Hidayatullah State Islamic University. 2014.
- Satori, Djam'an. *Metodologi Penelitian Kualitatif*. Bandung: Alfabeta, 2011.
- Setyowati. *Pengaruh Belajar terhadap Hasil Belajar Siswa Kelas VII SMPN 13 Semarang, Skripsi*, Semarang: UNNES. 2007.
- Smith, Henry P. *Psychology in Teaching*, (USA: Prentice-Hall, Inc., 1962), P. 260.
- Sugiyono. *Statistika untuk Penelitian*, Bandung: Alfa Beta, 2012.
- Sukmadinata, Nana Syaodih. *Landasan Psikologi Proses Pendidikan*, (Bandung: PT. Remaja Rosdakarya, 2003), P. 103.
- S, Krashen. *Principles and Practice in Second Language Acquisition*. Oxford: Pergamon Press. 1982.
- Tobias, Gunas. *Motivation and Affective Principle in Language Learning: Implication to EFL Learners and Teachers*, Journal. STKIP St. Paulus: 2015.
- Trisulaminah. *Pengaruh Kreativitas Dan Minat Belajar Siswa Terhadap Prestasi Belajar IPS Siswa Kelas X SMA Negeri 1 Gemolong*. Surakarta: Universitas Sebelas Maret Surakarta. 2010.
- Zoltán, Dornyei. *Motivation and Motivating in the Foreign Language Classroom*, *The Modern Language Journal*, Vol. 78 No. 3, 1994.



Appendix 1

CLIENT DATA

1. Name :

2. Nis :

3. Class :

4. Age :

5. Gender :

() Male

() Female

6. Religion

() Islam

() Buddha

() Protestant

() Catholicism


() Hindu

7. Hoby :

8. Occupation

a. Father :

b. Mother :



Lampiran I

LEMBAR PERSETUJUAN MENJADI RESPONDEN PENELITIAN

Judul Penelitian : Hubungan antara krashen's affective filter hypothesis dan prestasi belajar siswa di kelas 2 SMP Negeri 20 Makassar

Peneliti : Abdurrahman Hassiddiq
NIM : 20400112126

Saya adalah mahasiswa Fakultas Tarbiyah dan Keguruan Universitas Islam Negeri Alauddin Makassar yang melakukan penelitian dengan tujuan untuk mengetahui Hubungan antara krashen's affective filter hypothesis dan prestasi belajar siswa di kelas 2 SMP Negeri 20 Makassar.

Partisipasi saudara dalam penelitian ini adalah bersifat sukarela dan tidak ada paksaan dari pihak manapun. Apabila saudara menjadi responden dalam penelitian ini maka saudara akan diberi formulir persetujuan menjadi responden untuk ditandatangani sebagai lembar persetujuan.

Peneliti akan menjaga kerahasiaan identitas dan data yang responden berikan. Informasi yang responden berikan akan saya simpan sebaik mungkin dan apabila dalam pemberian informasi ada yang kurang dimengerti maka responden dapat menanyakannya kepada peneliti.

Terima kasih atas partisipasi saudara/i dalam penelitian ini.

Makassar,

Peneliti

Responden

(Abdurrahman Hassiddiq)

()

QUESTIONNAIRE

A. Petunjuk menjawab quisionnare :

1. Angket ini bersifat ilmiah, tidak ada tujuan lain.
2. Jawablah pertanyaan ini dengan jujur.
3. Berilah tanda checklist ($\sqrt{\quad}$) pada jawaban anda.

B. Keterangan :

SA: Strongly Agree (Sangat Setuju)

A: Agree (Setuju)

U: Undecided (Ragu-Ragu)

D: Disagree (Tidak Setuju)

SD: Strongly Disagree (Sangat Tidak Setuju)

NO	STATEMENT	SA	A	U	D	SD
1.	I feel that the learning goal in English is important to me (Saya merasakan tujuan belajar bahasa Inggris penting bagi saya)					
2.	I make my learning goal in learning English (Saya membuat tujuan sendiri dalam hal belajar bahasa Inggris)					
3.	Getting a poor grades in English make me to study hard anymore (Mendapatkan nilai bahasa Inggris yang jelek membuat saya terus belajar lebih giat lagi)					
4.	English subject is a lesson that I look forward (Mata pelajaran bahasa Inggris adalah pelajaran yang saya tunggu-tunggu di sekolah)					
5.	I try to find out what thing I don't understand in learning English (Saya berusaha mencari tahu akan apa yang saya tidak pahami dalam belajar bahasa Inggris)					
6.	When I find out the difficult word in English, it doesn't make me down in learning English (Saya menemukan kata maupun kalimat bahasa Inggris yang sulit, tidak membuat					

	saya mundur dalam belajar bahasa Inggris)					
7.	My native teacher always give an English challenge that I expected (Native teacher saya selalu memberikan tantangan belajar yang saya harapkan)					
8.	Be able to speak English well could influence my life (Mampu berbahasa Inggris dengan baik berpengaruh bagi kehidupan saya kedepan nanti)					
9.	I feel the task that was given didn't help my English (Saya merasa tugas yang di berikan tidak membantu pembelajaran bahasa Inggris saya)					
10.	I'm glad if I can communicate fluently with the native teacher in English (Saya senang jika dapat berkomunikasi dengan native teacher dalam bahasa Inggris secara lancar)					
11.	I feel burdened with task was given by my English teacher (Saya merasa terbebani dengan adanya tugas yang di berikan oleh guru bahasa Inggris)					
12.	When I get confused in English, it make me didn't want to study English anymore (Ketika saya mengalami kebingungan dalam belajar bahasa Inggris, itu membuat saya tidak ingin belajar lagi)					
13.	I feel embarassed if my English ability is lower than the awerage in the class (Saya merasa malu jika kemampuan bahasa Inggris saya di bawah rata-rata di kelas)					
14.	Getting a poor grades in English make me didn't want to study English anymore (Mendapatkan nilai bahasa Inggris yang jelek membuat tidak ingin belajar bahasa Inggris lagi)					
15.	I feel anxious if I asked to practice my English out of school					

	(Saya sangat cemas jika di minta untuk berlatih bahasa Inggris di luar lingkungan sekolah)					
--	--	--	--	--	--	--

(Adapted from Viona Rosalina, 2014)



CLIENT DATA

1. Name : Raid Jamhari HR.
2. Nis : 2015099
3. Class : VIII C
4. Age : 14 years old
5. Gender :
☒ Male ☐ Female
6. Religion :
☒ Islam ☐ Buddha ☐ Protestant
☐ Catholicism ☐ Hindu
7. Hoby : Playfootball.
8. Occupation :
a. Father : Security
b. Mother : IRT (Ibu Rumah Tangga)

UNIVERSITAS ISLAM NEGERI
ALAUDDIN
M A K A S S A R

QUESTIONNAIRE

A. Petunjuk menjawab quisionnare :

1. Angket ini bersifat ilmiah, tidak ada tujuan lain.
2. Jawablah pertanyaan ini dengan jujur.
3. Berilah tanda checklist (✓) pada jawaban anda.

B. Keterangan :

SA: Strongly Agree (Sangat Setuju)

A: Agree (Setuju)

U: Undecided (Ragu-Ragu)

D: Disagree (Tidak Setuju)

SD: Strongly Disagree (Sangat Tidak Setuju)

NO	STATEMENT	SA	A	U	D	SD
1.	I feel that the learning goal in English is important to me (Saya merasakan tujuan belajar bahasa Inggris penting bagi saya)	✓				
2.	I make my learning goal in learning English (Saya membuat tujuan sendiri dalam hal belajar bahasa Inggris)	✓				
3.	Getting a poor grades in English make me to study hard anymore (Mendapatkan nilai bahasa Inggris yang jelek membuat saya terus belajar lebih giat lagi)	✓				
4.	English subject is a lesson that I look forward (Mata pelajaran bahasa Inggris adalah pelajaran yang saya tunggu-tunggu di sekolah)		✓			
5.	I try to find out what thing I don't understand in learning English (Saya berusaha mencari tahu akan apa yang saya tidak pahami dalam belajar bahasa Inggris)	✓				

5

5

5

4

5

6.	When I find out the difficult word in English, it doesn't make me down in learning English (Saya menemukan kata maupun kalimat bahasa Inggris yang sulit, tidak membuat saya mundur dalam belajar bahasa Inggris)	✓							
7.	My native teacher always give an English challenge that I expected (Native teacher saya selalu memberikan tantangan belajar yang saya harapkan)	✓							
8.	Be able to speak English well could influence my life (Mampu berbahasa Inggris dengan baik berpengaruh bagi kehidupan saya kedepan nanti)	✓							
9.	I feel the task that was given didn't help my English (Saya merasa tugas yang di berikan tidak membantu pembelajaran bahasa Inggris saya)				✓				
10.	I'm glad if I can communicate fluently with the native teacher in English (Saya senang jika dapat berkomunikasi dengan native teacher dalam bahasa Inggris secara lancar)	✓							
11.	I feel burdened with task was given by my English teacher (Saya merasa terbebani dengan adanya tugas yang di berikan oleh guru bahasa Inggris)				✓				
12.	When I get confused in English, it make me didn't want to study English anymore (Ketika saya mengalami kebingungan dalam belajar bahasa Inggris, itu membuat saya tidak ingin belajar lagi)				✓				

5

5

4

4

5

4

4

13.	I feel embarassed if my English ability is lower than the awerage in the class (Saya merasa malu jika kemampuan bahasa Inggris saya di bawah rata-rata di kelas)							✓	1
14.	Getting a poor grades in English make me didn't want to study English anymore (Mendapatkan nilai bahasa Inggris yang jelek membuat tidak ingin belajar bahasa inggris lagi)							✓	2
15.	I feel anxious if I asked to practice my English out of school (Saya sangat cemas jika di minta untuk berlatih bahasa Inggris di luar lingkungan sekolah)							✓	5
									63

UNIVERSITAS ISLAM NEGERI
ALAUDDIN
 M A K A S S A R

*Appendix 2***INTERVIEW****1. Motivation**

- Apakah anda merasakan bahwa tujuan belajar bahasa Inggris itu penting ? Mengapa ?
- Apakah anda berusaha mencari tahu akan apa yang anda tidak pahami dalam belajar bahasa Inggris ? Mengapa ?

2. Self-Confidence

- Apakah berbahasa Inggris dengan baik berpengaruh bagi kehidupan anda kedepan nantinya ? mengapa ?
- Apakah anda senang jika dapat berkomunikasi dengan native teacher dalam bahasa Inggris secara lancar ? Mengapa ?

3. Anxiety

- Apakah anda mengalami kebingungan dalam belajar bahasa Inggris, itu membuat anda tidak ingin belajar lagi ? Mengapa ?
- Apakah anda sangat cemas jika di minta untuk berlatih bahasa Inggris di luar lingkungan sekolah ? Mengapa ?

(Adapted from Viona Rosalina, 2014)

STUDENTS' INTERVIEW

Name : Muh. Arfah A

Class : VIII^B

1. Motivation

- Apakah anda merasakan bahwa tujuan belajar bahasa Inggris itu penting ? Mengapa ?
= Iya, Karena Bahasa Inggris itu penting untuk di pelajari bagi masa depan.
- Apakah anda berusaha mencari tahu akan apa yang anda tidak pahami dalam belajar bahasa Inggris ? Mengapa ?
= Iya, Karena Bahasa Inggris itu susah dan bukan Bahasa Indonesia.

2. Self-Confidence

- Apakah berbahasa Inggris dengan baik berpengaruh bagi kehidupan anda kedepan nantinya ? mengapa ?
= Iya, Karena saya mau keluar negeri.
- Apakah anda senang jika dapat berkomunikasi dengan native teacher dalam bahasa Inggris secara lancar ? Mengapa ?
= Iya, Karena dapat berkomunikasi dengan orang bule secara baik.

3. Anxiety

- Apakah anda mengalami kebingungan dalam belajar bahasa Inggris, itu membuat anda tidak ingin belajar lagi ? Mengapa ?
= Iya, Karena Bahasa inggris itu sangat susah untuk di pahami.
- Apakah anda sangat cemas jika di minta untuk berlatih bahasa Inggris di luar lingkungan sekolah ? Mengapa ?
= Iya, Karena Bahasa inggris susah untuk di ucapkan.

STUDENTS' INTERVIEW

Name : Hartini

Class : VIII ^c

4. Motivation

- Apakah anda merasakan bahwa tujuan belajar bahasa Inggris itu penting ? Mengapa ?
= Iya, agar kita dapat memahami bahasa orang asing.
- Apakah anda berusaha mencari tahu akan apa yang anda tidak pahami dalam belajar bahasa Inggris ? Mengapa ?
= Iya, agar kita dapat memahami apa yang kita tidak pahami.

5. Self-Confidence

- Apakah berbahasa Inggris dengan baik berpengaruh bagi kehidupan anda kedepan nantinya ? mengapa ?
= Iya, Karena bisa keluar negri.
- Apakah anda senang jika dapat berkomunikasi dengan native teacher dalam bahasa Inggris secara lancar ? Mengapa ?
= Iya, Karena bisa berkomunikasi dengan baik.

6. Anxiety

- Apakah anda mengalami kebingungan dalam belajar bahasa Inggris, itu membuat anda tidak ingin belajar lagi ? Mengapa ?
= Tidak, Karena dengan memahami Bahasa inggris bisa ka keluar negri.
- Apakah anda sangat cemas jika di minta untuk berlatih bahasa Inggris di luar lingkungan sekolah ? Mengapa ?
= Iya, Karena malu ka.

STUDENTS' INTERVIEW

Name : Arimbi Salsabila

Class : VIII^D

7. Motivation

- Apakah anda merasakan bahwa tujuan belajar bahasa Inggris itu penting ? Mengapa ?
= Iya, Karena kita bisa belajar berbahasa asing yang kita tidak ketahui.
- Apakah anda berusaha mencari tahu akan apa yang anda tidak pahami dalam belajar bahasa Inggris ? Mengapa ?
= Iya, Karena saya ingin tahu apa yang saya tidak mengerti.

8. Self-Confidence

- Apakah berbahasa Inggris dengan baik berpengaruh bagi kehidupan anda kedepan nantinya ? mengapa ?
= Iya, Karena kita bisa sekolah di luar negeri.
- Apakah anda senang jika dapat berkomunikasi dengan native teacher dalam bahasa Inggris secara lancar ? Mengapa ?
= Iya, Karena ingin memperlancar Bahasa inggrisnya selancar-lancarnya dengan native teacher.

9. Anxiety

- Apakah anda mengalami kebingungan dalam belajar bahasa Inggris, itu membuat anda tidak ingin belajar lagi ? Mengapa ?
= Tidak, Karena saya masih ingin belajar Bahasa inggris walaupun masih kebingungan.
- Apakah anda sangat cemas jika di minta untuk berlatih bahasa Inggris di luar lingkungan sekolah ? Mengapa ?
= Tidak, Karena saya sangat percaya diri untuk berbahasa inggris dengan baik.

STUDENTS' INTERVIEW

Name : Rahmawati Jumriah Indah Sari

Class : VIII^E

10. Motivation

- Apakah anda merasakan bahwa tujuan belajar bahasa Inggris itu penting ? Mengapa ?
= Iya, Karena bisa memahami Bahasa Inggris dengan baik.
- Apakah anda berusaha mencari tahu akan apa yang anda tidak pahami dalam belajar bahasa Inggris ? Mengapa ?
= Iya, Karena untuk lebih giat belajar Bahasa Inggris lagi.

11. Self-Confidence

- Apakah berbahasa Inggris dengan baik berpengaruh bagi kehidupan anda kedepan nantinya ? mengapa ?
= Iya, Karena Bahasa Inggris itu bahasa dunia.
- Apakah anda senang jika dapat berkomunikasi dengan native teacher dalam bahasa Inggris secara lancar ? Mengapa ?
= Iya, Karena bisa belajar Bahasa Inggris dengan orang asing yang lebih lancar Bahasa Inggrisnya.

12. Anxiety

- Apakah anda mengalami kebingungan dalam belajar bahasa Inggris, itu membuat anda tidak ingin belajar lagi ? Mengapa ?
= Tidak, Karena belajar Bahasa Inggris itu penting bagi saya.
- Apakah anda sangat cemas jika di minta untuk berlatih bahasa Inggris di luar lingkungan sekolah ? Mengapa ?
= Tidak, Karena saya mempunyai kakak kelas yang membantu saya untuk memperlancar Bahasa Inggris saya.

STUDENT'S' INTERVIEW

Name : Thomas

Class : VIII^H

13. Motivation

- Apakah anda merasakan bahwa tujuan belajar bahasa Inggris itu penting ? Mengapa ?
= Penting, Karena siapa tahu kita keluar negeri.
- Apakah anda berusaha mencari tahu akan apa yang anda tidak pahami dalam belajar bahasa Inggris ? Mengapa ?
= Berusaha, supaya bisa lebih tahu dan lebih jauh.

14. Self-Confidence

- Apakah berbahasa Inggris dengan baik berpengaruh bagi kehidupan anda kedepan nantinya ? mengapa ?
= Berpengaruh, supaya lebih luas wawasan.
- Apakah anda senang jika dapat berkomunikasi dengan native teacher dalam bahasa Inggris secara lancar ? Mengapa ?
= Senang, Karena bisa maki bisa dengan orang asing.

15. Anxiety

- Apakah anda mengalami kebingungan dalam belajar bahasa Inggris, itu membuat anda tidak ingin belajar lagi ? Mengapa ?
= Tidak, eh... anu... tetap belajar terus supaya lebih pintar dari pada yang ini.
- Apakah anda sangat cemas jika di minta untuk berlatih bahasa Inggris di luar lingkungan sekolah ? Mengapa ?
= Cemas, Karena tidak terlalu lincah ka bahasa inggris.

STUDENT'S' INTERVIEW

Name : Muhammad Hizam

Class : VIII¹

16. Motivation

- Apakah anda merasakan bahwa tujuan belajar bahasa Inggris itu penting ? Mengapa ?
= Iya, Karena bahasa inggris itu dapat menambah wawasan belajar bahasa inggris.
- Apakah anda berusaha mencari tahu akan apa yang anda tidak pahami dalam belajar bahasa Inggris ? Mengapa ?
= Iya, tentu saja, Karena sesuai dengan pemikiran kita tidak terlalu banyak yang kami ketahui.

17. Self-Confidence

- Apakah berbahasa Inggris dengan baik berpengaruh bagi kehidupan anda kedepan nantinya ? mengapa ?
= Tentu saja, Karena masa depan pasti akan cerah kalau belajar terus.
- Apakah anda senang jika dapat berkomunikasi dengan native teacher dalam bahasa Inggris secara lancar ? Mengapa ?
= Iya, tentu saja, Karena bahasa inggris dapat menambah wawasan dengan orang dengan secara langsung.

18. Anxiety

- Apakah anda mengalami kebingungan dalam belajar bahasa Inggris, itu membuat anda tidak ingin belajar lagi ? Mengapa ?
= Iya, tentu saja. Karena dalam bahasa inggris ada yang membuat bingung dan ada juga yang membuat terfokus dalam belajar bahasa inggris.
- Apakah anda sangat cemas jika di minta untuk berlatih bahasa Inggris di luar lingkungan sekolah ? Mengapa ?
= Tidak, Karena belajar di luar lingkungan itu bisa membuat focus dan wawasan kita juga menjadi luas atau bertambah.

Appendix 3
PERCENTAGE OF QUESTIONNAIRE

Table 1
Questionnaire no 1

Questionnaire	F	P
Strongly Agree	30	60%
Agree	15	30%
Undecided	5	10%
Disagree	0	0%
Strongly Disagree	0	0%
TOTAL	50	100%

Table 2
Questionnaire no 2

Questionnaire	F	P
Strongly Agree	9	18%
Agree	21	42%
Undecided	19	38%
Disagree	1	2%
Strongly Disagree	0	0%
TOTAL	50	100%

Table 3
Questionnaire no 3

Questionnaire	F	P
Strongly Agree	31	62%
Agree	16	32%
Undecided	2	4%
Disagree	1	2%
Strongly Disagree	0	0%
TOTAL	50	100%

Table 4
Questionnaire no 4

Questionnaire	F	P
Strongly Agree	12	24%
Agree	18	36%
Undecided	15	30%
Disagree	5	10%
Strongly Disagree	0	0%
TOTAL	50	100%

Table 5
Questionnaire no 5

Questionnaire	F	P
Strongly Agree	22	44%
Agree	24	48%
Undecided	3	6%
Disagree	1	2%
Strongly Disagree	0	0%
TOTAL	50	100%

Table 6
Questionnaire no 6

Questionnaire	F	P
Strongly Agree	18	36%
Agree	22	44%
Undecided	7	14%
Disagree	3	6%
Strongly Disagree	0	0%
TOTAL	50	100%

Table 7
Questionnaire no 7

Questionnaire	F	P
Strongly Agree	7	14%
Agree	18	36%
Undecided	22	44%
Disagree	2	4%
Strongly Disagree	1	2%
TOTAL	50	100%

Table 8
Questionnaire no 8

Questionnaire	F	P
Strongly Agree	24	48%
Agree	15	30%
Undecided	9	18%
Disagree	2	4%
Strongly Disagree	0	0%
TOTAL	50	100%

Table 9
Questionnaire no 9

Questionnaire	F	P
Strongly Agree	14	28%
Agree	19	38%
Undecided	7	14%
Disagree	7	14%
Strongly Disagree	3	6%
TOTAL	50	100%

Table 10
Questionnaire no 10

Questionnaire	F	P
Strongly Agree	23	46%
Agree	17	34%
Undecided	10	20%
Disagree	0	0%
Strongly Disagree	0	0%
TOTAL	50	100%

Table 11
Questionnaire no 11

Questionnaire	F	P
Strongly Agree	4	8%
Agree	8	16%
Undecided	12	24%
Disagree	12	24%
Strongly Disagree	14	28%
TOTAL	50	100%

Table 12
Questionnaire no 12

Questionnaire	F	P
Strongly Agree	1	2%
Agree	5	10%
Undecided	6	12%
Disagree	16	32%
Strongly Disagree	22	44%
TOTAL	50	100%

Table 13
Questionnaire no 13

Questionnaire	F	P
Strongly Agree	18	36%
Agree	13	26%
Undecided	9	18%
Disagree	6	12%
Strongly Disagree	4	8%
TOTAL	50	100%

Table 14
Questionnaire no 14

Questionnaire	F	P
Strongly Agree	1	2%
Agree	3	6%
Undecided	5	10%
Disagree	20	40%
Strongly Disagree	21	42%
TOTAL	50	100%

Table 15
Questionnaire no 15

Questionnaire	F	P
Strongly Agree	7	14%
Agree	9	18%
Undecided	21	42%
Disagree	8	16%
Strongly Disagree	5	10%
TOTAL	50	100%

Table 4
CLASS VIII D

[illegible]

TOTAL

CLASS VII E																	
NO	NAME	1	2	3	4	5	6	7	8	9	10	11	12	13	14	15	TOTAL
1.	Nadila	5	5	5	5	5	5	4	5	2	4	1	1	5	1	1	54
2.	Emanuel Jefri Aldo	4	3	5	3	5	5	3	5	3	5	3	1	3	2	3	53
3.	Ridwan	4	5	5	3	4	4	4	5	3	4	1	1	4	1	2	50
4.	Nurdiana	5	4	5	5	4	5	4	5	2	5	3	1	5	1	3	57
5.	Michael Owen P	4	3	4	5	4	3	3	5	2	3	2	2	3	2	3	48
	TOTAL																262

CLASS VIII F

[illegible]

CLASS VIII G

[illegible]

CLASS VIII H

[illegible]

Table 9
CLASS VIII I

NO	NAME	1	2	3	4	5	6	7	8	9	10	11	12	13	14	15	TOTAL
1.	Sony Laonar	5	4	5	5	4	5	4	4	1	5	1	2	5	1	5	56
2.	Nurul Isma	3	3	5	5	5	4	3	5	4	3	3	2	5	1	3	54
3.	Fadlan Tri Antono	4	3	4	2	4	4	4	3	2	4	2	1	5	1	1	44
4.	Aida Damayanti	5	3	5	4	5	4	3	5	4	3	3	2	5	4	3	58
5.	Azhari Ainun Putri	3	3	4	5	5	4	3	3	4	3	3	3	5	2	4	54
TOTAL																	226

Table 10
CLASS VIII J

NO	NAME	1	2	3	4	5	6	7	8	9	10	11	12	13	14	15	TOTAL
1.	Nabila Putri	5	4	5	5	5	4	5	3	4	4	3	4	4	5	3	63
2.	Rafiuddin	5	5	5	5	5	3	3	4	5	4	5	3	3	2	2	59
3.	Rezky Amalia	5	5	5	5	4	4	3	2	4	5	3	3	2	2	1	53
4.	Fandi A	5	4	4	3	4	5	4	3	5	4	5	4	3	2	2	57
5.	Deivi A	5	5	5	5	4	3	5	3	5	3	3	5	4	3	3	61
TOTAL																	293

Table 11
ALL CLASS VIII A – VIII H

NO	NAME	1	2	3	4	5	6	7	8	9	10	11	12	13	14	15	TOTAL
1	Khairul Rahmat	5	4	5	2	4	4	3	5	5	4	1	1	4	1	4	52
2	Amalia Fadhillah	5	3	4	5	4	4	4	5	2	5	1	1	4	2	5	54
3	Achmad Wahyudi	5	4	5	2	5	5	3	4	5	3	2	2	3	2	5	55
4	Atika	5	5	5	3	4	3	3	3	5	3	4	3	5	3	3	57
5	Ramadhan	5	4	5	3	5	5	3	5	5	3	1	1	5	1	1	52
6	Muh. Alfian	5	4	3	3	4	3	3	5	4	5	1	1	1	1	2	45
7	Bradline Adelita	4	3	4	4	4	4	3	5	4	5	2	2	2	2	3	51
8	Anastasya Lindin	4	3	5	2	4	4	4	5	4	5	4	4	5	2	4	59
9	Fikri Aziz Kurniawan	5	3	4	3	4	4	4	5	5	4	2	2	3	1	2	51
10	Rizky Fajar Kurniawan	4	3	4	3	3	4	3	5	5	3	2	1	1	1	3	48
11	Hartini	5	3	5	4	5	5	4	5	5	5	1	1	5	1	4	58
12	Kristiani Langi M	5	4	4	4	5	5	3	4	4	5	2	2	2	2	2	52
13	Nur Aisyah S	5	4	4	3	4	5	4	4	3	5	4	3	1	2	5	56
14	Raid Jamhari HR	5	5	5	4	5	5	5	4	4	5	4	4	1	2	5	63
15	Andi Muh Fauzan	5	4	5	4	5	5	4	4	1	5	4	1	5	1	3	56
16	Muh Rizky Fadliansyah	4	3	5	4	3	3	4	4	5	4	1	1	2	2	3	48
17	Raudi Ananda P	5	4	4	4	4	2	2	5	4	4	2	1	2	1	1	37
18	Eling Esa Putra	4	3	4	3	5	4	3	3	3	4	2	2	4	2	4	50
19	Nur Wahida Tul J	4	3	5	4	5	2	2	4	4	5	1	1	3	1	2	46
20	Risa Hasmila Sari	4	3	2	4	3	4	3	3	2	5	4	1	4	3	4	49
21	Nadila	5	5	5	5	5	5	4	5	2	4	1	1	5	1	1	54
22	Emanuel Jefri Aldo	4	3	5	3	5	5	3	5	3	5	3	1	3	2	3	53

23	Ridwan	4	5	5	3	4	4	4	5	3	4	1	1	4	1	2	50
24	Nurdiana	5	4	5	5	4	5	4	5	2	5	3	1	5	1	3	57
25	Michael Owen P	4	3	4	5	4	3	3	5	2	3	2	2	3	2	3	48
26	Auliya Ananda	3	4	4	3	4	4	4	4	3	4	3	4	3	4	4	55
27	Enrico Noprian M	5	4	5	4	5	4	5	5	2	5	2	2	4	2	3	57
28	Muh Failan Choiri	5	4	5	4	5	4	5	4	3	4	5	3	4	2	5	62
29	Mirawati	3	4	4	2	2	2	4	4	4	5	4	2	2	2	4	48
30	Rini	3	3	3	4	4	4	4	3	4	4	4	2	5	3	4	54
31	Nabila Nurul Aulia	5	4	5	4	4	3	4	4	3	4	2	2	3	3	3	53
32	Aisyah	5	5	5	5	5	5	5	5	1	5	5	2	5	4	5	67
33	Al Ridho	4	3	5	4	5	5	4	4	4	5	1	1	4	1	3	53
34	Novita	5	3	5	4	5	4	5	5	5	5	1	1	4	1	2	55
35	Narti	4	2	5	3	4	5	3	5	4	5	3	1	5	1	3	53
36	Nurhalisa	4	4	4	3	4	4	3	5	4	5	2	1	5	2	3	53
37	Maduri	4	4	4	3	4	4	3	4	4	5	1	2	5	1	3	51
38	Fadilah Syamsuddin	5	5	5	4	5	5	1	5	5	4	1	1	4	1	3	54
39	Muh Ahsan A	5	4	5	4	4	5	3	5	5	4	3	1	5	1	3	57
40	Jundan Yusuf	5	4	5	3	5	5	3	2	4	3	3	2	4	2	3	53
41	Sony Laonar	5	4	5	5	4	5	4	4	1	5	1	2	5	1	5	56
42	Nurul Isma	3	3	5	5	5	4	3	5	4	3	3	2	5	1	3	54
43	Fadlan Tri Antono	4	3	4	2	4	4	4	3	2	4	2	1	5	1	1	44
44	Aida Damayanti	5	3	5	4	5	4	3	5	4	3	3	2	5	4	3	58
45	Azhari Ainun Putri	3	3	4	5	5	4	3	3	4	3	3	3	5	2	4	54
46	Nabila Putri	5	4	5	5	5	4	5	3	4	4	3	4	4	5	3	63
47	Rafiuddin	5	5	5	5	5	3	3	4	5	4	5	3	3	2	2	59
48	Rezky Amalia	5	5	5	5	4	4	3	2	4	5	3	3	2	2	1	53
49	Fandi A	5	4	4	3	4	5	4	3	5	4	5	4	3	2	2	57
50	Deivi A	5	5	5	5	4	3	5	3	5	3	3	5	4	3	3	61
	TOTAL	225	188	227	187	217	205	178	211	184	213	126	97	185	93	155	٢٦٩١

Appendix 5

STUDENTS LEARNING ACHIEVEMENT

Table 1

Class VIII A

NO	NAMA	NILAI
1.	Khairul Rahmat	80
2.	Amalia Fadhilah	75
3.	Achmad Wahyudi	75
4.	Atika	80
5.	Ramadhan	75

Table 2

Class VIII B

NO	NAMA	NILAI
1.	Muh. Alfian	75
2.	Bradline Adelita	70
3.	Anastasya Lindin	70
4.	Fikri Aziz Kurniawan	80
5.	Rizky Fajar Kurniawan	80

Table 3
Class VIII C

NO	NAMA	NILAI
1.	Hartini	70
2.	Kristiani Langi M	70
3.	Nur Aisyah S	70
4.	Raid Jamhari HR	75
5.	Andi Muh Fauzan	75

Table 4
Class VIII D

NO	NAMA	NILAI
1.	Muh Rizky Fadliansyah	75
2.	Raudi Ananda P	70
3.	Eling Esa Putra	70
4.	Nur Wahida Tul J	70
5.	Risa Hasmila Sari	70

Table 5
Class VIII E

NO	NAMA	NILAI
1.	Nadila	75
2.	Emanuel Jefri Aldo	70
3.	Ridwan	70
4.	Nurdiana	80
5.	Michael Owen P	80

Table 6
Class VIII F

NO	NAMA	NILAI
1.	Auliya Ananda	80
2.	Enrico Noprian M	70
3.	Muh Failan Choiri	70
4.	Mirnawati	70
5.	Rini	70

Table 7
Class VIII G

NO	NAMA	NILAI
1.	Nabila Nurul Aulia	75
2.	Aisyah	75
3.	Al Ridho	70
4.	Novita	70
5.	Narti	80

Table 8
Class VIII H

NO	NAMA	NILAI
1.	Nurhalisa	75
2.	Maduri	70
3.	Fadilah Syamsuddin	70
4.	Muh Ahsan A	70
5.	Jundan Yusuf	70

Table 9
Class VIII I

NO	NAMA	NILAI
1.	Sony Laonar	80
2.	Nurul Isma	70
3.	Fadlan Tri Antono	80
4.	Aida Damayanti	75
5.	Azhari Ainun Putri	75

Table 10
Class VIII J

NO	NAMA	NILAI
1.	Nabila Putri	70
2.	Rafiuddin	75
3.	Rezky Amalia	70
4.	Fandi A	70
5.	Deivi A	80

Table 11
ALL CLASS VIII A – VIII H

NO	NAME	SCORE
1	Khairul Rahmat	80
2	Amalia Fadhilah	75
3	Achmad Wahyudi	75
4	Atika	80
5	Ramadhan	75
6	Muh. Alfian	75
7	Bradline Adelita	70
8	Anastasya Lindin	70
9	Fikri Aziz Kurniawan	80
10	Rizky Fajar Kurniawan	80
11	Hartini	70
12	Kristiani Langi M	70
13	Nur Aisyah S	70
14	Raid Jamhari HR	75
15	Andi Muh Fauzan	75
16	Muh Rizky Fadliansyah	75
17	Raudi Ananda P	70
18	Eling Esa Putra	70
19	Nur Wahida Tul J	70
20	Risa Hasmila Sari	70
21	Nadila	75
22	Emanuel Jefri Aldo	70
23	Ridwan	70
24	Nurdiana	80
25	Michael Owen P	80

26	Auliya Ananda	80
27	Enrico Noprian M	70
28	Muh Failan Choiri	70
29	Mirnawati	70
30	Rini	70
31	Nabila Nurul Aulia	75
32	Aisyah	75
33	Al Ridho	70
34	Novita	70
35	Narti	80
36	Nurhalisa	75
37	Maduri	70
38	Fadilah Syamsuddin	70
39	Muh Ahsan A	70
40	Jundan Yusuf	70
41	Sony Laonar	80
42	Nurul Isma	70
43	Fadlan Tri Antono	80
44	Aida Damayanti	75
45	Azhari Ainun Putri	75
46	Nabila Putri	70
47	Rafiuddin	75
48	Rezky Amalia	70
49	Fandi A	70
50	Deivi A	80
	TOTAL	3680

Appendix 6

Table 1

Correlation Product Moment

NO	X	Y	XY	X ²	Y ²
1.	52	80	4160	2704	6400
2.	54	75	4050	2916	5625
3.	55	75	4125	3025	5625
4.	57	80	4560	3249	6400
5.	52	75	3900	2704	5625
6.	45	75	3375	2025	5625
7.	51	70	3570	2601	4900
8.	59	70	4130	3481	4900
9.	51	80	4080	2601	6400
10.	48	80	3840	2304	6400
11.	58	70	4060	3364	4900
12.	52	70	3640	2704	4900
13.	56	70	3920	3136	4900
14.	63	75	4725	3969	5625
15.	56	75	4200	3136	5625
16.	48	75	3600	2304	5625
17.	37	70	2590	1369	4900
18.	50	70	3500	2500	4900
19.	46	70	3220	2116	4900
20.	49	70	3430	2401	4900
21.	54	75	4050	2916	5625
22.	53	70	3710	2809	4900
23.	50	70	3500	2500	4900

24	57	80	4560	3249	6400
25	48	80	3840	2304	6400
26	55	80	4400	3025	6400
27	57	70	3990	3249	4900
28	62	70	4340	3844	4900
29	48	70	3360	2304	4900
30	54	70	3780	2916	4900
31	53	75	3975	2809	5625
32	67	75	5025	4489	5625
33	53	70	3710	2809	4900
34	55	70	3850	3025	4900
35	53	80	4240	2809	6400
36	53	75	3975	2809	5625
37	51	70	3570	2601	4900
38	54	70	3780	2916	4900
39	57	70	3990	3249	4900
40	53	70	3710	2809	4900
41	56	80	4480	3136	6400
42	54	70	3780	2916	4900
43	44	80	3520	1936	6400
44	58	75	4350	3364	5625
45	54	75	4050	2916	5625
46	63	70	4410	3969	4900
47	59	75	4425	3481	5625
48	53	70	3710	2809	4900
49	57	70	3990	3249	4900
50	61	80	4880	3721	6400
Σ	2685	3680	197625	145547	271650

Appendix 7

Pearson Product Moment Table
Level of Significance for a One-Tailed Test

df	. 10	0.05	0.025	0.01	0.005	0.0005
1	0.951	0.988	0.997	0.9995	0.9999	0.99999
2	0.8	0.9	0.95	0.98	0.99	0.999
3	0.687	0.805	0.878	0.934	0.959	0.991
4	0.608	0.729	0.811	0.882	0.917	0.974
5	0.551	0.669	0.755	0.833	0.875	0.951
6	0.507	0.621	0.707	0.789	0.834	0.925
7	0.472	0.582	0.666	0.75	0.798	0.898
8	0.443	0.549	0.632	0.715	0.765	0.872
9	0.419	0.521	0.602	0.685	0.735	0.847
10	0.398	0.497	0.576	0.658	0.708	0.823
11	0.38	0.476	0.553	0.634	0.684	0.801
12	0.365	0.457	0.532	0.612	0.661	0.78
13	0.351	0.441	0.514	0.592	0.641	0.76
14	0.338	0.426	0.497	0.574	0.623	0.742
15	0.327	0.412	0.482	0.558	0.606	0.725
16	0.317	0.4	0.468	0.542	0.59	0.708
17	0.308	0.389	0.456	0.529	0.575	0.693
18	0.299	0.378	0.444	0.515	0.561	0.679
19	0.291	0.369	0.433	0.503	0.549	0.665
20	0.284	0.36	0.423	0.492	0.537	0.652
21	0.277	0.352	0.413	0.482	0.526	0.64
22	0.271	0.344	0.404	0.472	0.515	0.629
23	0.265	0.337	0.396	0.462	0.505	0.618
24	0.26	0.33	0.388	0.453	0.496	0.607
25	0.255	0.323	0.381	0.445	0.487	0.597
26	0.25	0.317	0.374	0.437	0.479	0.588
27	0.245	0.311	0.367	0.43	0.471	0.579
28	0.241	0.306	0.361	0.423	0.463	0.57
29	0.237	0.301	0.355	0.416	0.456	0.562
30	0.233	0.296	0.349	0.409	0.449	0.554
40	0.202	0.257	0.304	0.358	0.393	0.49
60	0.165	0.211	0.25	0.295	0.325	0.408
120	0.117	0.15	0.178	0.21	0.232	0.294
∞	0.057	0.073	0.087	0.103	0.114	0.146

(Adapted from Imam A. Dhamarullah. 2015)

CURRICULUM VITAE



Abdurrahman Hassiddiq, the writer, was born on November 23th, 1994 in Korem, Biak Island, Papua. He is the first son of four siblings from Muh. Sidik and Hasnawati M. He began his study in 2000 from elementary school at SD Inpres Korem Biak Utara. In 2006, he continued to junior high school at SMP Negeri 1 Anggeraja and graduated in 2009.

He continued to senior high school at SMAN 1 Anggeraja in 2009. In the second year, he took social program and graduated in 2012. During in the senior high school, he was active in various organizations such as MPK, PRAMUKA, PASKIBRAKA and SAKA BAYANGKARA. After he graduated from senior high school, he went to Alauddin State Islamic University (UIN) of Makassar and majored English Education in September 2012. During his study, he gained a lot of knowledge and experience about English especially for teaching. During in the college, he was also active in various organizations. He was member of English Meeting Club, namely New Generation Club (NGC) and Massenrempulu Meeting of English Student Association (MaMMesA). For internal organization activity, he was a coordinator of HMJ PBI and coordinator of UKM Tapak Suci UINAM 2014/2015. For external organization activity, he was a coordinator of Istiqomah To Give Sedeqah (IQSAH) 2014/2015.