


**THE USE OF FISHBOWL STRATEGY TOWARD THE  
IMPROVEMENT OF THE SECOND GRADE  
STUDENTS' SPEAKING SKILL AT  
MA DDI PATTOJO SOPPENG**



**A Thesis**

Submitted in Partial Fulfillment of the Requirements for the Degree of  
Sarjana Pendidikan in English Education Department of  
Tarbiyah and Teaching Science Faculty of  
UIN Alauddin Makassar

**By :**

**RESKI AMALIA. S**

Reg. Number : 20400113151

**ENGLISH EDUCATION DEPARTMENT  
TARBIYAH AND TEACHING SCIENCE FACULTY  
ALAUDDIN STATE ISLAMIC UNIVERSITY OF MAKASSAR**

**2017**

## PERYATAAN KEASLIAN SKRIPSI

Mahasiswa yang bertanda tangan dibawah ini :

Nama : Reski Amalia. S  
NIM : 20400113151  
Tempat/tggl. Lahir : Langkemme/ 18 Januari 1994  
Jur/prodi/konsentrasi : Pendidikan Bahasa Inggris  
Fakultas : Tarbiyah dan Keguruan  
Alamat : Jl. H. M. Yasin Limpo, Samata, Gowa  
Judul : *“The Use of Fishbowl Strategy toward the Improvement of Students’ Speaking Skill at the Second Grade Students of MA DDI pattojo Soppeng”*.

Menyatakan dengan sesungguhnya dan penuh kesadaran bahwa skripsi ini adalah benar hasil karya sendiri. Jika dikemudian hari terbukti bahwa ini merupakan duplikat, tiruan, plagiat atau dibuat oleh orang lain, sebagian atau seluruhnya, maka skripsi dan gelar yang diperoleh karena batal demi hukum.

Makassar, 21 Agustus 2017

Penyusun,

UNIVERSITAS ISLAM  
**ALAUDDIN**  
M A K A S S A R  
  
Reski Amalia. S  
20400113151

## PERSETUJUAN PEMBIMBING


Pembimbing penulisan skripsi saudara Reski Amalia. S, NIM : 20400113151 mahasiswa Jurusan Pendidikan Bahasa Inggris pada Fakultas Tarbiyah dan Keguruan UIN Alauddin Makassar, setelah meneliti dan mengoreksi secara seksama skripsi yang bersangkutan dengan judul “*The Use of Fishbowl Strategy toward the Improvement of Students’ Speaking Skill at the Second Grade Students of MA DDI pattojo Soppeng*” memandang bahwa skripsi tersebut telah memenuhi syarat-syarat ilmiah dan dapat disetujui ke sidang munaqasyah.


Makassar,

2017

Pembimbing 1

Pembimbing 2

  
Prof. Hamdan Juhannis, M.A., Ph.D  
NIP. 19701231 199603 1 005

  
Dra. St. Nurjannah Yunus Tekeng, M.Ed., M.A  
NIP. 19681125 199703 2 001

UNIVERSITAS ISLAM NEGERI  
**ALAUDDIN**  
M A K A S S A R

## PENGESAHAN SKRIPSI

Skripsi yang berjudul, “The Use of Fishbowl Strategy toward the Improvement of the Second Grade Students’ Speaking Skill at MA DDI Pattojo Soppeng”, yang disusun oleh Reski Amalia. S, NIM: 20400113151, Mahasiswa Jurusan Pendidikan Bahasa Inggris pada Fakultas Tarbiyah dan Keguruan UIN Alauddin Makassar, telah diuji dan dipertahankan dalam sidang munaqasyah yang diselenggarakan pada hari Kamis, tanggal 24 Agustus 2017 yang bertepatan dengan tanggal 2 Dzulhijjah 1438 H dan dinyatakan telah dapat diterima sebagai salah satu syarat untuk memperoleh gelar Sarjana Pendidikan (S.Pd.) pada Fakultas Tarbiyah dan Keguruan, Jurusan Pendidikan Bahasa Inggris dengan beberapa perbaikan.

Samata – Gowa, 24 Agustus 2017 M  
2 Dzulhijjah 1438 H

### DEWAN PENGUJI (SK. Dekan No. 1802 Tahun 2017)

Ketua : Dr. Kamsinah, M.Pd.I.  
Sekretaris : Sitti Nurpahmi, S.Pd., M.Pd.  
Munaqisy I : Dr. H. Abd. Muis Said, M.Ed.TESOL.  
Munaqisy II : Dr. Muhammad Yaumi, M.Hum., M.A.  
Pembimbing I : Prof. Hamdan Juhanis, M.A., Ph. D.  
Pembimbing II: Dra. St. Nurjannah Yunus Tekeng, M.Ed., M.A

(.....)  
(.....)  
(.....)  
(.....)  
(.....)  
(.....)

Diketahui oleh:  
Dekan Fakultas Tarbiyah dan Keguruan  
UIN Alauddin Makassar, //

Dr. H. Muhammad Amri, Lc., M.Ag.  
NIP. 19730120 200312 1 001

## ACKNOWLEDGEMENT

بِسْمِ اللَّهِ الرَّحْمَنِ الرَّحِيمِ

Alhamdulillah rabbi 'alamin, the researcher would like to express her deepest gratitude to the almighty Allah SWT, the only provider, the most merciful who gives guidance, inspiration and good healthy for all time to conduct the writing of this thesis. Also shalawat and salam are always delivered to our great prophet Muhammad SAW who had brought us from the darkness to the lightness.

During the writing of the thesis, the researcher received much assistance from a number of people, for their valuable guidance, correction, suggestion, advice and golden support. Without them, the writing of this thesis would never been possibly completed. Therefore, the researcher would like to express the greatest thanks and appreciation for those people, especially to:

1. The researcher's consultants, **Prof. Hamdan Juhannis, M.A., Ph.D., and Dra. St. Nurjannah Yunus Tekeng, M.Ed., M.A.**, who have helped, guided, and supported the researcher during the writing of her thesis.
2. **Dr. Kamsinah, M.Pd. I., and Sitti Nurpahmi, S.Pd., M.Pd.**, the head and secretary of English Education Department, Tarbiyah and Teaching Science Faculty of Alauddin State Islamic University of Makassar and all of the staffs of her, who always help, guide, and support her
3. **Dr. H. Muhammad Amri, Lc., M.Ag.**, the dean and all the staffs of Tarbiyah and Teaching Science Faculty of Alauddin State Islamic University of Makassar for their advice and motivation.

4. **Prof. Dr. Musafir Pababari, M.Si.**, the Rector of Alauddin State Islamic University of Makassar for his advice during the years of study.
5. **Dr. H. Abd. Muis Said, M.Ed., TESOL** and **Dr. Muhammad Yaumi, M.Hum.,M.A** as the researcher's examiners during the writing of this thesis.
6. All students and teachers of MA DDI Pattojo Soppeng who have accepted her goodly to conduct a research on the class.
7. The researcher's beloved parents, **Syamsuddin** and **Sarmadia, S.Pd.I.**, who always pray, encourage, educate, and provide countless material support, so that, she could finish this thesis writing and her study in Alauddin State Islamic University of Makassar.
8. The researcher's friend, **Anwar Ibrahim, S.Pd**, thank you for sharing and guiding during the writing of this thesis.
9. The researcher's brothers and sisters in English Education Department PBI 7/8 (Academic Year 2013) thank you for their sincere friendship and assistance during the writing of this thesis.
10. The researcher brothers and sisters in English Youth Community ; **Anggun Wicaksono, S.Pd, Muhammad Fajar Siddiq, S.Pd, Nugroho, Riyan, Rifky, Subhan, Alwi, Adel, Nursaidah, Dewy**, and all friends who could not be mentioned here. Thank for your support.
11. The researcher best friends; **Kartika Sari, Masniyah, S.Pd., Muhammad Mas'ud MS, Ahmad Junaid, S.Pd., Zukry Prasetyo, Najamuddin and Armadi Jaya**. Thank you for helping me in solving the problems I found during completing this thesis.




12. The researcher others best friends; Nur Irwan Supriadi, Fajriansyah Samid, Alif Mikail, Najih , Muthia Misdrinaya, Asni, Aeni Rahmi, Selvi, and Evi Kurnia., thank you for everyday experiences during the writing of this thesis.
13. The researcher's friend in PPLI; Ahmad Fuad, Tegar Wijayanto, Khairul Hakim, Ahmad Qurays, Istiqamah Awaliyah putri, BS. S.Pd., Nur alfiyana, S.Pd, Nur Zahrah Azizah, Andi Susilawati, S.Pd, Nurul Ainun Bosra, Raodatul Jannah, Sri Rahmayani, Riska, and Nur Padillah, S.Pd. Thank you for their kindness and moral support.
14. All of the people around the researcher's life who could not mention one by one by the researcher that have given a big inspiration, motivation and pray to her.

The researcher realizes that the writing of this thesis is far from perfect. Remaining errors are the researcher's own; therefore, constructive criticisms and suggestions will be highly appreciated. May all our/the efforts are blessed by Allah SWT. Aamiin.

UNIVERSITAS ISLAM NEGERI  
ALAUDIN  
MAKASSAR

Makassar, 21 Agustus 2017  
The researcher



Reski Amalia. S  
NIM 20400113151

## TABLE OF CONTENTS

	Pages
COVER PAGE .....	i
PERNYATAAN KEASLIAN SKRIPSI .....	ii
PERSETUJUAN PEMBIMBING .....	iii
LEMBAR PENGESAHAN .....	iv
ACKNOWLEDGEMENT .....	v
TABLE OF CONTENTS .....	viii
LIST OF TABLES.....	x
LIST OF APPENDICES .....	xi
ABSTRACT.....	xii
CHAPTER I INTRODUCTION.....	1-6
A. Background .....	1
B. Research Problem .....	3
C. Research Objectives .....	4
D. Research Significant .....	4
E. Research Scope .....	5
F. Operational Definition of Terms .....	5
1. Using Fishbowl Strategy.....	5
2. The Improvement of students' speaking skill .....	6
CHAPTER II LITERATURE REVIEW .....	7-21
A. Some Previews Related Research Findings .....	7
B. Some Pertinent Ideas .....	9
C. Theoretical Framework.....	18
D. Hypothesis.....	21
CHAPTER III RESEARCH METHOD .....	22-31
A. Research Design .....	22
B. Research variables .....	23
C. Population and Sample .....	23
1. Population .....	23
2. Sample .....	24
D. Research Instruments .....	24
E. Data Collection Procedure .....	24
F. Data Analysis Technique .....	26



CHAPTER IV FINDING AND DISCUSSIONS .....	31-38
A. Findings .....	31
1. The Classification of Students' Pre-test Scores in Experimental and Control Class .....	31
2. The Classifications of Students' post-test scores in Experimental and Control Class .....	32
3. The mean score and standard deviation of in Experimental and Control Class .....	34
B. Discussion .....	35
CHAPTER V CONCLUSSIONS AND SUGGESTIONS .....	39-40
A. Conclusions .....	39
B. Suggestions .....	39
BIBLIOGRAPHY .....	41
APPENDICES .....	44
CURRICULUM VITAE .....	

## LIST OF TABLES

	pages
Table1    Score and criteria of fluency .....	27
Table 2    Score and criteria of Accuracy .....	28
Table 3    The scale for classifying students' score .....	29
Table 4    The distribution of frequency and percentage score of experimental class score in the pre-test .....	31
Table 5    The distribution of frequency and percentage score of control class score in the pre-test.....	32
Table 6    The distribution of frequency and percentage score of experimental class score in the post-test .....	33
Table 7    The distribution of frequency and percentage score of control class score in the post-test .....	33
Table 8    The mean score and standard deviation of experimental class and control class in the Pre-test and the Post-Test .....	34
Table 9    Distribution the value of t-test and t-table .....	35

## LIST OF APPENDICES

Appendix A	The Row Score of the Students' Pre-test and Post-test in the Experimental Class
Appendix B	The Row Score of the Students' Pre-test and Post-test in the Control Class
Appendix C	The mean score of Experimental Class and Control Class
Appendix D	Normality Test of Experimental and Control Class
Appendix E	Standard Deviation of Experimental Class and Control Class
Appendix F	The significant Different
Appendix G	Distribution of t-Table
Appendix H	Lesson Plan
Appendix I	Research Instrument
Appendix J	Documentation

## ABSTRACT

**Name** : Reski Amalia. S  
**Reg. No.** : 20400113151  
**Major** : English Education Department  
**Title** : *The Use of Fishbowl Strategy toward the Improvement of Students' Speaking Skill at the Second Grade Students of MA DDI pattojo Soppeng*  
**Consultant I** : Prof. Hamdan Juhannis, M.A., Ph.D  
**Consultant II** : Dra. St. Nurjannah Yunus Tekeng, M.Ed., M.A

---

The objective of this research was to find out the effectiveness of fishbowl strategy toward the improvement of students speaking skill at the second grade students of MA DDI Pattojo Soppeng. This research employed quasi-experimental namely non-equivalent control group design with pre-test and post-test. There were two variables in this research; they were independent variable (fishbowl strategy) and dependent variable (students' speaking skill).

The population of this research was the second grade students of MA DDI Pattojo which consists of 79 students. The sample of the research consisted of 40 students which was taken by using purposive sampling technique, 20 students from IPA as experimental class and 20 students from IPS as control class.

The instrument used in this research was test. The test was used in the pre-test and post-test. The data indicated that there were a significant difference between the students' post-test in the experimental class and post-test in the control class. The mean score of the post test (77) in the experimental class was higher than the mean score on the post-test (65) in control class. The standard deviation on the post-test (10,43) in the experimental class and the standard deviation of the post-test in control class (11,12). From the t-test, the researcher found that the value of the t-test (3.51) was higher than the t-table (2.042) at the level of significant 0.05 with degree of freedom (df) = 38.

Based on the finding and discussion of the research, the researcher concluded that using Fishbowl Strategy was effective to improve students' speaking skill.

## CHAPTER I

### INTRODUCTION

#### A. *Background*

Speaking is one of the four basic language skills: listening, writing, reading and speaking. Speaking is required to master to be able to communicate in spoken discourse. Richards in Kurnia (2015) said “One of the main characteristics of the approach is language teaching begins with the spoken language.” Based on that statement, it implies that in learning English or in learning language, speaking is the most important skill. Speaking can highly influence the communication because when someone makes an error in speaking, it leads to misunderstand or even it can be stuck. Rasjid in Hidayat (2013) also stated that one of the aims in teaching English as a second language is to make the learners able to communicate effectively in speaking English.

The researcher chooses speaking because of the need of speaking is more than others skill in daily life. Bahar (2013) said that most English learners regard English speaking ability as the measure of mastering English. How good their English is depends on how fluent they speak. From that statement, teacher will detect their students speaking ability based on the effective method in teaching process. Moreover, Bahar (2013) also stated that many research reports show that people use speaking for a variety of different purposes, such as, to make a social contact with a people, to establish rapport (understanding), to built social relationship. Therefore, English students need to recognize speaking not only as

a classroom subject, but also in a matter of producing language appropriately according to the functional and social convention.

Teaching speaking to the students was not an easy way. Teachers were not only teaching about how to speak but also how to produce the words, phrases, and sentences correctly. Some teachers or instructors commonly found problems when they were teaching and guiding their students in mastering speaking subject. Berutu and Sumarsih (2013) stated that a common argument among language teachers who were dealing with conversation courses was that the students did not talk at all because there was no enough time to all students to speak. Moreover, some students felt unable to say what they meant and afraid of being wrong if they contribute. Others were intimidated by the dominant participant and so did not speak.

Based on the observation, on September 14<sup>th</sup> – 15<sup>th</sup> 2016 at the second year students of MA DDI Pattojo Soppeng, the activities done by the students were conventional where the use of students' worksheet was still dominant. The students were asked to do exercises from the worksheet and submitted them to get a score. Besides, there were no various activities which offered different challenges for the students to practice. On the other side, many students did not speak in the classroom due to they were afraid of being wrong if they were asked to participate. The use of Indonesian was also dominant during the English classroom activities. It made the students have little time to communicate orally in English. But the basic problems here were that the students were lack of vocabularies, confidents, and practices. Therefore, the first thing that must be



overcome is the method that the teachers apply to handle the classroom well. Applying the good method will help the teacher to overcome the student's problems.

Based on the problems, the researcher decided to make a research in techniques for teaching speaking, because teaching speaking cannot be done only by using theory, speaking requires practice. The teacher efforts should not be directed at informing his students about a language, but at enabling them to use it. The researcher chooses fishbowl technique for teaching speaking to bring new techniques of learning that is not monotonous for students, to engage all students to participate in learning activities and to improve the frequency of using target language in learning activities. Each student has to practice speaking in front of audience, the audience is their friends. If this technique continuously used for teaching speaking, students can habitually speak English in a good way.

The researcher, therefore, offers a method which the researcher thinks that may help learners to speak English effectively. The researcher aims to conduct this class to overcome or minimize the problems above by implementing cooperative learning through Fishbowl strategy.

#### **B. *Research Problem***

Based on the previous background, the researcher formulated the problem statements as follows “Is the second grade students’ speaking achievement improved significantly by applying fishbowl strategy at MA DDI Pattojo Soppeng?”

### ***C. Research Objectives***

Based on the research problem above, the researcher formulated that the specific objective of the research was “To find out the significant improvement of the second grade students’ speaking achievement after applying Fishbowl Strategy at MA DDI Pattojo Soppeng.”

### ***D. Research Significance***

The result of this research was expected to be useful theoretically and practically. Theoretically, it was expected to add an empirical evidence to support the learning theory of speaking and the method to improve the students speaking skill, especially in using fishbowl strategy. As for the theory of fishbowl, the students were engage to participate in learning activities and to improve the frequency of using target language in learning activities. Practically, it was expected to be valuable information and give a meaningful contribution for teachers, learners and schools. So the significances of this research are as follows :

#### **1. Teachers**

This research was expected to help the teachers guiding their students in enhancing students’ speaking ability in general and their students’ interpersonal speaking competence in particular. In addition, the researcher also expects this research’s result can give positive contributions for all teachers in teaching English speaking.

## 2. Students

The researcher expected that all of students were able to speak English and to exchange ideas in conversation. Furthermore, this method can make all the students speak effectively because they will work together and help one another to accomplish the goals completely. The students also overcome their problem together and increase their motivation to learn English.

## 3. Schools

This research was expected to bring positive impacts for the school to solve some problems in teaching English speaking process and to achieve institution mission as quick as possible.

### **E. *Research Scope***

To make this research clear, this research focused on the students fluency and accuracy. The teacher focused on analyzing the students' fluency and accuracy to find out the students' score. Every student delivered their idea in this method, so the teacher was easy to observe every student.

### **F. *Operational Definition of Terms***

In understanding the topic of this research easily, the researcher would like to present the operational definition of terms.

#### 1. Using Fishbowl Strategy

Fishbowl strategy is a strategy which facilitates the students of MA DDI Pattojo to closely observe, take notes, and give responses orally to achieve a goal of speaking task which involves activities such as talking about a certain topic and allowing the students to have opportunities to listen and respond by asking

and answering questions orally. Fishbowl is used to provide the students a chance to talk confidently. They may say anything during classroom activities based on the topic that given by the teacher.

## 2. The Improvement of Students' Speaking Skill

Speaking skill is the ability of saying something orally in which the act is built by short replies or student-initiated questions or comments. This is involved to identify the students' fluency and accuracy. Fluency refers to rapid, efficient and accurate word recognition that the students use to speak. Accuracy is the ability to produce correct sentences using correct vocabulary. So, there were two elements of speaking that used to assess the improvement of the students speaking skill, they were, fluency and accuracy.

## CHAPTER II

### LITERATURE REVIEW

#### A. *Preview of Related Research Findings*

In this research, there are some reviews of related research finding from the previous researcher, they are:

Berutu and Sumarsih in their research entitled: *Improving the Students Speaking Achievement by Applying Fishbowl Technique*. The subject of this research was the second year students of SMAN 1 STTU Julu in academic year 2014/2015. The objective of their research was to know the improvement of students' achievement by applying fishbowl technique. And in the end of the research the researchers found that the students got improvement for every meeting after the researcher applied fishbowl technique.

Swamida Mannik Aji conducted a research about "*Improving students' speaking ability in a mixed-ability class through fishbowl technique for 5b students of SDN Maguwoharjo in academic year 2013/2014*". The objective of her research was aimed at finding out the improvement of students' speaking ability in a mixed-ability class through fishbowl. From that research the researcher found that Fishbowl method might be apply in mix-ability class because it might bring the students to the same level and every student might to deliver their idea at the time.

Dewanti Mulki Rahmah (2014) conduct a research about "*The Fishbowl Method to Improve the Students' Speaking Skill at the Ninth Grade Students of SMPN 2 Ambarawa in the Academic Year 2014/2015*". The research question

posed in the study concerned the significant difference of lecturing and Fishbowl method to the speaking skill. The result of the study, according to the performance of the participants on the post test, she found that there was significant difference between students taught by lecturing and students taught by Fishbowl method, it could be said that Fishbowl method improved students' speaking skill.

Kurnia (2014) in her thesis entitled: *Improving Students' Spoken Recount Skill through Fishbowl Technique*. The study was a classroom action research aiming at knowing the extent of the influence of Fishbowl Technique on the improvement of the speaking skill in recount texts of eighth grade students of SMP N 18 Semarang in the Academic year of 2014/2015. It is also aimed at knowing how the students perceive the use of the technique.

Some of the researchers above focused on using fishbowl strategy in conducting speaking English in mixed-ability class, interpersonal conversation competence, difference between students taught by lecturing and students taught by Fishbowl method, and also focused on speaking skill in recount text through fishbowl technique. In this research, the researcher will focus on conducting the student's fluency and accuracy in delivering their idea by using fishbowl strategy. This research will take a place at the Second Year Students of MA DDI Pattojo Soppeng. The design of this research is quasi-experiment, namely nonequivalent control group design with pre-test and post-test.



## ***B. Some Pertinent ideas***

### **1. The Concept of Speaking**

#### **a. Definition of Speaking**

Speaking is a process in conveying one feeling or ideas to other with verbal language. Chaney as quoted by Berutu and Sumarsih (2013) stated that speaking is the process of building and sharing meaning through the use of verbal and non-verbal symbols, in a variety of contexts. It means that effective speaking need to be able to process languages in their own heads and involves a good deal of listening and understanding. Many people also use speaking in some different purpose, some people speak in conversation for instance to make social contact with people or built social relationship with other people. In this case, speaking use to improve the students speaking skill effectively, known from the fluency and accuracy.

Brown and Yule in Ali (2013) said that “Speaking is to express the needs-request, information, service, etc.” From that statement, the speaker say words to the listener not only to express what in her mind but also to express what he needs weather information service. Therefore, communication involves two or more people: sender and receiver. Speaking can be the way to share information, ideas, opinions, views, or feelings. So, it is important that everything we want to say is conveyed in an effective way.

Kurniawan (2014) stated that speaking means that oral communication in giving ideas or information to others. The act of speaking involves not only the production of sound but also the gesture and the movement of muscles of face

and indeed of the whole body. The statement shows that speaking influences by many internal factors.

b. Element of Speaking

Harmer in Aini (2014) categorized those things in six skills, they are, (1) Vocabulary, (2) Pronunciation, (3) Grammar, (4) Fluency, (5) Comprehension.

1) Vocabulary

Alqahtani (2015) claims that vocabulary is by far the most sizeable and unmanageable component in the learning of any language, whether a foreign or one's mother tongue, because of tens of thousands of different meanings

2) Pronunciation

Pronunciation is the way a word or a language is usually spoken, the manner in which someone utters a word (Sumantri, 2011, p.13) . From the definitions, it shows that pronunciation is the way person utters a word or a language.

3) Grammar

Cook (2009) defines these types of grammar such as: perspective grammar, traditional grammar, structural grammar and grammar as knowledge.

4) Fluency

Fluency refers to how well a learner communicate meaning rather than how many mistakes that they make in grammar, pronunciation and vocabulary. Fluency is often compared with accuracy. Syukri (2015)

stated that fluency refers to rapid, efficient, accurate word recognition skills that permitted person to construct the meaning of a context. This definition shows the strong correlation between fluency and comprehension. Therefore, fluency is highly complex relation relate mainly to smoothness of continuity in discourse.

#### 5) Comprehension

Comprehension is discussed by both speakers because comprehension can make people getting the information that they want. Aini (2014) stated that comprehension is defined as the ability to understand something by a reasonable comprehension of the subject or as the knowledge of what a situation is really like.

Based on above explanation, it can be inferred that there are five elements needed for spoken production they are vocabulary, pronunciation, grammar, fluency and comprehension.

#### c. The characteristics of Effective Teaching in Speaking

The following characteristic of a spoken language are adapted for several sources (Richards in Amiqah, 2014), they are, (1) Clustering, (2) Redundancy, (3) Performance variable, (4) Colloquial language, (5) stress, rhythm, intonation, and (6) Interaction.

##### 1) Clustering

Ferris and Hedgcock (2005) claimed that clustering (sometimes also known as 'branching' or 'mapping') is a structured technique based on the same associative principles as brainstorming and listing. Clustering

should first be modeled and practiced in class so students can eventually incorporate the tool into their own repertoire of invention and planning strategies, such as for arranging words, phrases, concepts, and others

## 2) Redundancy

The speaker has an opportunity to make meaning clearly through redundancy of language (Aini, 2014, p. 52).

## 3) Performance Variable

One of the advantages of spoken language is that the process of thinking as you speak allows you to manifest a certain number of performance hesitations, pauses, backtrackings and corrections (Harmer in Aini, 2014, p. 52). Learners can actually be taught how to pause and hesitate.

## 4) Colloquial Language

Bahar stated (2013) stated that make sure students are reasonably will acquainted with the words, idioms and phrases of colloquial language and those they get practice in producing these forms.

## 5) Stress, rhythm and intonation

Charthy (2016) stated that word stress are two distinct level, where they overlap, of course, is in the fact that prominence may not be distributed just anywhere, but may only fall on certain syllables. Where two prominences can occur in the same word, as is often the case with a whole class of words.

## 6) Interaction

Akhyak and Indramawan (2013) stated that Interaction consists of the knowledge of turn-taking, rate of speech; length of pauses between speakers, relative's roles of participants. It is an ability to understand how to take into account who is speaking to whom, in what circumstances, about what and for what reason.

### 2. Concept of fishbowl

#### a. Definition of Fishbowl

Sumarsih and Berutu (2013) stated that Fishbowl takes its name from the way seats are organized with an inner circle and outer circle. Fishbowl comes from two words, they are fish and bowl. Fish is represented to inner circle and bowl is represented to outer circle. A group of people (*the fish*) sit in an inner circle (*the fishbowl*) and discuss a topic introduced by the facilitator (e.g. through questions). At the same time, a wider group of participants sit in circle and listen to the discussion. People are allowed to contribute to the discussion only if they are sitting in the inner circle. While the discussion develops, people from the outer circle may join the discussion by taking a seat in the circle. Every time a person joins the inner circle discussion (*jumps into the fishbowl*), a person must leave the discussion and sit in the outer circle. It will lead by the teacher.

Fishbowl is a technique which facilitates the students to talk about a certain topic and allow them to have opportunities to listen and respond by asking and answering questions orally. There are two distinct groups with different activities. The students in inner circle give their opinion to the topic

while the students in outer circle actively response to them It is also an effective way t explore students' speaking skill by provoking them to communicate during the activities.

#### b. Advantage of Fishbowl

An advantage of a fishbowl method is stimulates discussion in the class, provides class interaction, allows students to learn from peers, involves critical thinking, improves oral and listening skills and provides break from routines. These reasons have made Fishbowl popular in participatory group meetings and conference and also we can use it in any content area.

Wood in Sumarsih and Berutu (2013) stated that Fishbowl has some advantages to be used in teaching and learning process :

1. Can be effective teaching tools for modeling groups process,
2. For engaging students or other groups in discussion of cross-cultural or challenging topic,
3. For giving students greater autonomy in classroom discussion.

The explanation above shows that fishbowl technique to provide the students with opportunity to express their ideas related to working with each other in a group. Fishbowl can create productive environments for initiating important, yet potentially charged, conversations, and we can imagine a number of topics that would work well within the fishbowl. This is useful in exploring challenging topics and in experiencing the role of observer, listener, and/or speaker and it will make the participants be active in the conversation. The fishbowl process aims to increase people's understanding of other people's



perspectives on an issue and to allow them to make connections and recognize links that may have been hidden. (Sarkisan, Perlgut and Nallard, 1986).

c. Components of Fishbowl

The implementation of fishbowl in the teaching and learning process involves four components. They are (1) Deep Listening, (2) Critical Thinking, (3) Critical questioning, and (4) Thoughtful response.

1) Deep listening

There are two groups in fishbowl, the inner circle group and the outer circle group. The students in the outer circle listen deeply to each statement produced by the students in the inner circle. They fully give attention to the inner circle group while they are talking about the certain topic. They highlight the important points that can be used in giving response. They take a note and write down some points to be asked or suggested (Olsen, 2011: 3). When the students in the outer circle give comments, the students in the inner circle pay attention so that there will be effective communication among the students.

2) Critical thinking

The students in the inner circle and outer circle are given time to think before producing ideas. The students in the inner circle construct their ideas in good statements. They are not allowed to share their opinion to the students in the outer circle. Besides, the students in the outer circle consider some points that they have listened and noted to make responses. They give questions, suggestions, or clarification. They

may help the students in the inner circle when they get difficulties by raising their hand. (Berutu and Sumarsih 2014, p. 15).

### 3) Critical questioning

The conversation happens in the stage of critical questioning. After the students in the inner circle produce some statements which are listened and noted by the students in the outer circle, there must be questioning and answering between them. If there is an obscure statement, they may ask for the clarification or question. When there is an obscure statement, the students in the outer circle may ask for the clarification or when there is mistake, they are allowed to give correctness. Aji (2013) stated that in this stage, the students also learn turn-taking in order to have an effective communication.

### 4) Thoughtful response

Olsen (2011) also stated that the concepts of thoughtful response are by observing, discovering, or analyzing another group's thought process. First, the students in the outer circle observe each statement produced by the students in the inner circle while the students in the inner circle think to produce ideas based on the pictures. Both of the students need to discover and take a note some points which are used to respond each other. Moreover, they analyze the note by constructing questions, suggestions, or corrections.

d. Function of fishbowl

Coverdell (2004: 92-93) points out two functions of the fishbowl technique. Those functions are

1) Fishbowl as a structured brainstorming

Fishbowl as a structured brainstorming session takes place when a handful of seats are placed inside a larger circle. It means that the students who have something to say about the topic at hand sit in the center. Anyone sitting inside the fishbowl can make a comment, offer information, respond to someone else in the center, or ask a question. When someone from the outside circle has a point to make, he or she taps the shoulder of someone in the center and takes that person's seat. There are some rules that the teacher and the students consider before conducting fishbowl technique as brainstorming Coverdell (2004: 92).

2) Fishbowl as a group activity

Fishbowl for structured observation of a group process means that the students in the fishbowl technique are given a specific task to do, while the other students outside the fishbowl act as observers of the group process. The inner group works on its task together, and the outer group is asked to note important statements stated by the students in the inner circle.

The role of the teacher in this activity is as an instructor. It means that the teacher give the inner and outer group a task that needs to be accomplished. The teacher asks the inner group to works first while the

outer group watches each point which is produced. Besides, they also observe the ways in which the inner group produce their thoughts. In the end of the lesson, the teacher helps a group of the students upon leadership. Coverdell (2004) said that from this technique, they learn how to respond and respect someone who is talking. The students should be able to give appropriate responses and turn to talk.

Furthermore, Taylor and Bruce (2007: 57) adds two functions of conducting fishbowl technique in teaching speaking. Those are as follows

1) Fishbowl as a student-centered activity

Fishbowl as a student-centered activity means that the teacher places the student at the centre of teacher's thinking. The student's position is an active learner during classroom activities.

2) Fishbowl as a tool for modeling a discussion

Fishbowl can be a vehicle for modeling a discussion. The teacher and the students arrange the room with an inner and outer circle. The teacher selects an appropriate text and assigns them to read the selection in class or for homework. After all students have read the text, the teacher selects some students for the fishbowl group to discuss the text. They can say or ask anything they want. The outer circle must remain quiet but can write down their observations about the discussion.

### **C. *Theoretical Framework***

Speaking is one of the important skills that should be acquired by students. Ideally, in the speaking teaching and learning process, students have to

be given some opportunities to practice a target language and produce it in the spoken form. They can practice the language in the forms of dialogs, monologs, discussions, games, or role plays. Besides, those practices can be given in controlled, guided, or creative. Moreover, students have to be able to not only just speak fluently in English, but also pronounce phonemes correctly, use appropriate stress and intonation patterns, and speak in connected speech and different genres and situations.

As a skill that enables speakers to produce utterance, when genuinely communicative, speaking is desire and purposes driven, in other words people really want to communicate something to achieve a particular end. This may involve expressing ideas and opinions; expressing a wish or a desire to do something; negotiating and solving a particular problem; or establishing and maintaining social relationship and friendship (Berutu and Sumarsih, 2014: 4). So, it is important that everything people want to say is conveyed in an effective way, because speaking is not only producing sounds but also a process of achieving goals that involves transferring messages across.

Speaking activities in many language classrooms tend to focus on how to produce utterance. Speakers ask to respond other speaker spontaneously. On the other hand, speakers also ask to focus to listen what the other speaker explain. In short, many of the speaking activities do little more than test how well they can listen and respond to the other speaker. Because students are often put in situations where they have to show how much they understand and respond in appropriate way. Besides, speakers have to master many vocabularies to use in

speaking. People can communicate with other by having vocabularies. This situation will affect the students speaking skill, when the students have a good listening skill, they will be easy to understand and respond to the other speaker, but if the students have not good listening skill, they will not easy to understand and respond to the other speaker and it may leads misunderstanding between the speaker and listener.

During the speaking activities, some students tried to overcome that problem by practiced with their friends outside the class time, because they were aware that speaking will play an important role in communication, especially in educational side. Speaking can highly influence the communication because when someone makes an error in speaking it leads to misunderstand or even it can be stuck. The main point of speaking ability is having a good contact with the language and maintaining motivation. A good contact with the language can be proved by practice the language in appropriate way. In addition, a good method is incredibly important, it will help the students to have a better interact and learn by making the process as efficient as possible. Raphael & McMahon in Rahma (2014) said that a flexible and powerful tool that can help empower students in discussions across subject areas is fishbowl. That statement shows that fishbowl can highly influence the students' effort to have a good speaking skill.

Fishbowl is the strategy which will stimulate discussion in the class, provide class interaction, allow students to learn from peers, involve critical thinking, and improve oral and listening skills. The researcher chooses fishbowl



technique for teaching speaking to bring new techniques of learning that is not monotonous for students, to engage all students to participate in learning activities and to improve the frequency of using target language in learning activities. Thomas and Steinberg (1988) said that our intent in using fishbowl demonstrations is three-fold: to give students an idea of the options and possibilities available to them during peer-group activities; to encourage them to participate in activities which will help one another grow; and to build a classroom community. Besides, fishbowl will improve the frequency of using target language during the students' activities. So, students have more chances to practice speaking with their friends as well. By working in this strategy, it is not only speaking skills that can be improved, but also it will simultaneously give a positive impact to the students' vocabulary, pronunciation and listening skill.

#### **D. *Hypothesis***

Based on the research focus, the researcher hypothesis was  $H_a$ : The students' speaking achievement is significantly improved by applying fishbowl strategy for the second grade students' of MA DDI Pattojo Soppeng.

### CHAPTER III

#### RESEARCH METHOD

This chapter presents about the research design, research variable, population and sample, research instrument, procedure of collecting data and technique of data analysis.

##### *A. Research Design*

In this research the researcher applied quasi-experiment design, exactly Nonequivalent Control Group Design that involving two groups of classes. Charles, C.M. in Latief (2013) stated that it is not possible to select the sample randomly out of all the population students. In this design select one of the classes into experimental group and the other one into the control group. There were the treatment to the experimental group and control treatment to the control group. Sugiyono (2013) stated that to show the significant effectiveness by comparing the pre-test and post-test result the research design would be presented as follow:

Group	Pre-test	Treatment	Post-Test
E	$O_1$	x	$O_2$
C	$O_1$	-	$O_2$

Where :

E = Experimental Group

C = Control Group

$O_1$  = Pre-test

$O_2$  = Post-test

X = Treatment.

## **B. *Research Variable***

This research consists of two variables, dependent and independent variable.

### **1. Independent variable**

Independent variable (X) is a variable that influence another variable to achieve the researcher expectation. In this research, the independent variable is fishbowl strategy.

### **2. Dependent variable.**

Dependent variable (Y) is the result that expect through implement of the independent variable. In this research, the dependent variable is students speaking English.

## **C. *Population and Sample***

### **1. Population**

Arikunto (2013) states that, population is the total member of research respondents, while sample is a part or representation of population that is researched. The population of this research was the second year students of MA DDI Pattojo Soppeng in academic year 2016/2017. The total numbers of population were 79 students, consisted of 3 classes.

### **2. Sample**

The technique sampling used in this research was purposive sampling. The researcher taken two classes as the sample to get representative data and divided it into two groups, experimental class and control class. The researcher purposely used two classes as a sample, X IPA consist of 20 students as experiment class and X IPS consist of 20 students as the control class.

#### **D. *Research Instrument***

According to Lord and Patricia (2011: 120) stated that instrument is the tools you used in your research for measuring purposes. The tools that help research to collect data in relating research variable. The instrument used in this research was speaking test.

The test consisted of pre-test and post-test (*see Appendix I*). The students were given pre-test before the treatment. Pre-test was used to find out the students speaking ability and it was given to the students at the first meeting before giving the treatment. Post-test was used to know whether there was an improvement of the student's speaking skill after being treated fishbowl strategy to the experimental class while the control class use the conventional method.

#### **E. *Data Collection Procedure***

This research was carried out from 5<sup>th</sup> March 2017 until 10<sup>th</sup> April 2017. During the research, the researcher conducted treatment and collected data from any subject. The procedures of treatment were chronologically performed as following :

1. Sunday, 5<sup>th</sup> march 2017, the researcher performed pre-test to experimental class. (*the result see appendix A*).
2. Monday, 6<sup>th</sup> march 2017, the researcher performed pre-test to control class. (*the result see appendix B*).
3. Thursday, 9<sup>th</sup> march, the researcher did the treatment in experimental class. The material was about asking and giving opinion. In the treatment

process the students was practice to use expressions of asking and giving opinion to other students. (*The lesson plan, see appendix H*).

4. Saturday, 11<sup>th</sup> march, the material of the treatment class was about expressing opinion. In this class, the students were asking to express their opinion by personal and general point of view. (*The lesson plan, see appendix H*).
5. Monday, 13<sup>th</sup> march, the material of the treatment class was about how to congratulate. In this meeting, the students were asking to express joy and acknowledgement for achievement and success of others. (*The lesson plan, see appendix H*).
6. Monday, 20<sup>th</sup> march, the material of the treatment class was about how to suggest. In this class, the students were asking to propose an idea or plan for consideration. (*The lesson plan, see appendix H*).
7. Tuesday, 21<sup>st</sup> march, the material of the treatment class was about how to offer. In this class the students were asking to give something physically or abstract to someone, which can be taken as a gift or a trade. (*The lesson plan, see appendix H*).
8. Monday, 27<sup>th</sup> march, the material of the treatment class was about hopes and dreams. In the treatment process the students were asking to explain their hopes and dreams to other students who sit in the inner circle. (*The lesson plan, see appendix H*).
9. Thursday, 30<sup>th</sup> march, the material of the treatment class was about agreement and disagreement. In this class the students were giving a

topic and they would express their agreement and disagreement. (*The lesson plan, see appendix H*).

10. Monday, 3<sup>rd</sup> April, the material of the treatment class was about accepting and declining invitations. In this class the students were giving an invitation from other students and they accepted or declined the invitation orally. (*The lesson plan, see appendix H*).

11. Tuesday, 4<sup>th</sup> April, the material of the treatment class was about transactional conversation. The students were giving a current situation and they would have a conversation with other students. (*The lesson plan, see appendix H*).

12. Thursday, 6<sup>th</sup> April, the material of the treatment class was about suggestion to improve English environment. In this class, the students were asking to give suggestion to improve English environment base on the real environment at the school. (*The lesson plan, see appendix H*).

13. At 10<sup>th</sup> April 2017, the researcher gave post-test to the experimental and control class. (*The result, see appendix A and B*).

#### **F. *Data Analysis Technique***

There were two terms to point out in case of measuring the students' speaking skill, the researcher's scope for this research was in students fluency and accuracy. Fluency is defined as being able to speak quickly or easily in a given language and accuracy means the quality or state of being correct or precise. Heaton (1988) defines the score and criteria of fluency and accuracy in speaking skill as follows:

**Table 1**  
Score and criteria of fluency

Classification	Rate	Criteria
Excellent	6	Speaking without too great effort with wide range of expression searching for words. Searching for words but occasionally only one or two unnatural pauses.
Very Good	5	Has to make an effort at times to search for word. Nevertheless, smoothes delivery on the whole and only a few unnatural pauses. Although he has made an effort on the search of the word; there are not too many unnatural pauses, fairly smooth delivery mostly.
Good	4	Occasionally, fragmentally but success in conveying the general meaning fair range of expression.
Average	3	Has to make an effort for much of the time, often has to search for desired meaning, rather halting delivery and fragmentary. Range of expression often limited.
Poor	2	Long pauses while he searches for desired frequently fragmentary and halting delivery, almost gives up making the effort at times limited range of expression.
Very poor	1	Full of long and unnatural pauses. Very halting and fragmentally delivery. At times giving up Making the effort, very limited range of expression.

**Table 2**  
Score and criteria of Accuracy

Classification	Rate	Criteria
Excellent	6	Pronunciation is only very slightly influenced by the mother tongue, two or three minor grammatical or lexical errors.
Very Good	5	Pronunciation is slightly influenced by the mother tongue. A few minor grammatical and lexical errors but most utterances are correct.
Good	4	Pronunciation is still moderately influenced by the mother tongue but not serious phonological errors. A few minor grammatical and lexical errors but only one or two major errors causing confusion.
Average	3	Pronunciation is seriously influenced by the mother tongue but few serious phonological errors. Several grammatical and lexical errors. Two or more errors cause confusion.
Poor	2	Pronunciation is seriously influenced by the mother tongue with the errors causing breakdown in communication. Many basic grammatical and lexical errors.
Very Poor	1	Serious pronunciation errors as well as many basic grammatical and lexical errors. No evidence of having mastered any of language skills and areas practiced in the course.



The table above showed that the 6<sup>th</sup> rate indicated that the students got Excellent score, the 5<sup>th</sup> rate indicated that the students got Very Good score, the 4<sup>th</sup> rate indicated that the students got Good score and others as the table above.

1. The formula used to find the students' score based on Hidayat (2013) was

$$\text{Score} = \frac{\text{students' gained score}}{\text{total score}} \times 100 \%$$

2. The scale used in classifying the students' score based on depdiknas (2006) were:

**Table 3**  
The scale for classifying students' score

No	Score	Classification
1	86– 100	Excellent
2	76– 85	Very good
3	66 – 75	Good
4	56– 65	Average
5	36– 55	Poor
6	0 – 35	Very Poor

3. The formula used in calculating the mean score of the students based on

Gay (2006) was :

$$\bar{X} = \frac{\sum X}{N}$$

Where:

$\bar{X}$  = Mean score

$\sum x$  = The sum of all score

N = The number of students.

4. The formula used in calculating the standard deviation based on Gay (2006) was :

$$SD = \sqrt{\frac{SS}{N}}, \text{ where } SS = \sum X^2 - \frac{(\sum X)^2}{N_1}$$

Notation :

SD : Standar Deviation

SS : The sum of square

N : Total number of the subject

$\sum X^2$  : The sum of all square, each score is squared and all the squares added up

$(\sum X)^2$  : The square of the sum; all the scores are added up and the sum is square total.

5. The formula used in finding out the difference between students' score in Pre-test and Post-test based on Guy (2006) was:

$$t = \frac{\bar{x}_1 - \bar{x}_2}{\sqrt{\left(\frac{SS_1 + SS_2}{n_1 + n_2 - 2}\right) \left(\frac{1}{n_1} + \frac{1}{n_2}\right)}}$$

Where:

t :test of significance

$\bar{x}_1$  : Mean score of experimental group

$\bar{x}_2$  : Mean score of controlled group

SS<sub>1</sub> :Sum square of experimental group

SS<sub>2</sub> : Sum square of controlled group

n<sub>1</sub> : Number of students of experimental group

n<sub>2</sub> : Number of students of cotrolled group

2 : The number of class involved

1 : Constant number.

## BAB IV

### FINDING AND DISCUSSION

#### C. *Findings*

The findings of the research were based on the results of the data analysis. The data analysis was used to collect data. The speaking test consisted of pre-test and post-test. The pre-test was given to find out the students' speaking ability before presenting fishbowl strategy, and the post-test was given to find out the improvement of the students' speaking ability after giving the treatment.

#### 4. The Classification of Students' Pre-test Scores in Experimental and Control Class

**Table 4**

The distribution of frequency and percentage score of experimental class score in the pre-test

No	Classification	Score	Frequency	Percentage
1	Excellent	86 – 100	0	0%
2	Very good	76 – 85	0	0%
3	Good	66 – 75	5	25%
4	Average	56 – 65	7	35%
5	Poor	36 – 55	8	40%
6	Very Poor	0 – 35	0	0%
Total			20	100%

Table 1 above shows the rate percentage score of experimental class in the pre-test from 20 students, there were 5 (25%) students obtained good score and others were under of it.

**Table 5**

The distribution of frequency and percentage score of control class score in the pre-test

No	Classification	Score	Frequency	Percentage
1	Excellent	86 – 100	0	0%
2	Very good	76 – 85	2	10%
3	Good	66 – 75	3	15%
4	Average	56 – 65	7	35%
5	Poor	36 – 55	8	40%
6	Very Poor	0 – 35	0	0%
Total			20	100%

Table 2 above shows the rate percentage score of control class in the pre-test from 20 students, there were 2 (10%) students obtained very good score but most of the students obtained poor score.

Based on the table 1 and 2, it can be concluded that the rate percentage in the pre test for experimental and control class was similar (*See Appendix D*).

#### **5. The Classifications of Students' post-test scores in Experimental and Control Class**

The following table shows the distribution of frequency and percentage of the final score of teaching speaking at the second grade students of MA DDI Pattojo in the post test for experimental and control class.

**Table 6**

The distribution of frequency and percentage score of experimental class score in the post-test

No	Classification	Score	Frequency	Percentage
1	Excellent	86 – 100	5	25%
2	Very good	76 – 85	9	45%
3	Good	66 – 75	3	15%
4	Average	56 – 65	3	15%
5	Poor	36 – 55	0	0%
6	Very Poor	0 – 35	0	0%
Total			20	100%

Table 3 above shows the rate percentage score of experimental class in the post-test from 20 students. The students' score were increase, most of the students were in a Very Good Score and there were 5 (25%) students obtained excellent score.

**Table 7**

The distribution of frequency and percentage score of control class score in the post-test

No	Classification	Score	Frequency	Percentage
1	Excellent	86 – 100	0	0%
2	Very good	76 – 85	2	10%
3	Good	66 – 75	9	45%
4	Average	56 – 65	4	20%
5	Poor	36 – 55	5	25%
6	Very Poor	0 – 35	0	0%
Total			20	100%

Table 4 above shows the rate percentage score of control class in the post test from 20 students. None of the students obtained excellent score, 9 (45%) students in a good score and under of it.

Based on the result above, it can be concluded that the rate percentage in the post-test for the experimental class was higher than the rate percentage of the control class. Although for both of the class improved. It can be seen in the table 3 and 4. In experimental class none of students obtained poor score. While in the control class there were 5 (25%) students obtained poor score.

#### 6. The mean score and standard deviation of in Experimental and Control Class

After calculating the result of the students score, the mean score and the standard deviation of both classes can be presented in following table.

**Table 8**

The mean score and standard deviation of experimental class and control class in the Pre-test and the Post-Test

Class	Pre-test		Post-test	
	Mean Score	Standard Deviation	Mean Score	Standard Deviation
Experimental	61	9,29	77	10,43
Control	61,45	11,13	65	11,12

The table above shows that, the mean and the standard deviation of the experimental and the control class in a pre-test and post-test.

The significant score between experimental and control class can be known by using t-test. The result of t-test can be seen in table 6 as following table

**Table 9**  
Distribution value of the t-test and the t-table

Variable	t-test value	t-table value
Post-test	3,51	2.042

The t-table above shows that the t-test value was higher than the t-table value. The result of the test shows that there was significant different between the t-table and the t-test (2,042 3,51), it means that t-table was smaller than t-test. The result of the t-test statistical analysis shows that there was significant different between the experimental class and the control class. The statement was proved by the t-test value (3,51) which higher than the t-table value (2,042), at the level of significance 0,05 and the degree of freedom  $(N_1 + N_2) - 2 = (20 + 20) - 2 = 38$ .

#### **D. Discussion**

The result of this study shows that the students' scores were much higher after the treatment in experimental class using fishbowl strategy. The performance of the students improved by using fishbowl technique, the students in experimental class showed their improvement more than the control class. Most of them were in excellent and very good score. The use of fishbowl strategy was surely beneficial to improve the students' speaking ability. Some statements from expert support this thesis, Khadijah (2017) said that The Fishbowl

Technique is used to encourage verbal interaction among class members to explore issues and share opinions. It was also technique that can be used for many things such as modeling group discussions or any other classroom instructional method. It can also be used to help the students think critically about a topic. The students were then better able to understand the issues, topics, or problems. They were able to create interesting ideas from reading texts and to answer questions at the end of the discussion period.

The analysis of the mean score gap in the post-test between the experimental and control class ensured if the strategy was effective. The mean score of the experimental class was 77 and 65 for control class. It means the gap of the students' score of the experimental and control class was 12. The explanation of the gap between the two classes indicated that the experimental class showed higher improvement than the control class.

Briefly, speaking skill of the experimental class had proven that Fishbowl Method could be useful method in improving students' speaking skill. It can be seen from the significant improvement of the students' fluency and accuracy from the pre-test to the post-test (*see Appendix A*). In addition, the positive finding of this research was in line with definition of Fishbowl method that Fishbowl is the growing structure discussion method that is very useful for the speaking class (Elizabeth, et al., 2005:145).

The alternative hypothesis of this research would be accepted if the t-test is higher than the t-table. While, if the t-test is smaller than the t-table the alternative hypothesis would be rejected. The result of the data analysis was the



t-test (3,51) was higher than the t-table value (2,042). Based on the result, the  $H_a$  was accepted. In other words, the use of fishbowl strategy was effective to improve the students speaking ability.

Fishbowl strategy influenced the second year students' speaking skill from some aspects, such as, Fishbowl has simple rules that generate a wide range of complex interaction. It showed that fishbowl built classroom interaction among students. It made a good condition where the interaction among the students was more dominant than interaction between the teacher and the students. In fishbowl strategy, each student showed their understanding by producing their opinions orally. They thought and found some reasons as the background of what they were going to say. The other students would actively listen and observe to one student who was talking. They have to give response, comments, or correct the mistakes. It obviously showed that the students interact each other. This strategy involved ways taught to the students how to be a good speaker or listener.

In addition, fishbowl strategy has intrinsic value in helping certain students identify and deal with inhibitions about speaking. Fishbowl concerns with students' speaking ability. The students have freedom to share their thoughts orally. They have autonomy to show their input in front of the other students through spoken language. When the students were talking, the teacher noted some mistakes which often appear. The correction was given in the end of the lesson so that the students can identify the difficulties faced by the students during speaking activities. Besides, fishbowl is also used to condition interaction

among the students. The more the students interact, the more practices they get. In addition, the positive finding of this research was in line with Kindzt (2011) who proposes two reasons for implementing fishbowl in teaching speaking. First, it has simple rules that generate a wide range of complex interaction. Second, it has intrinsic value in helping certain students identify and deal with inhibitions about speaking.

In summary, the researcher asserted that fishbowl strategy is one of the various strategies that useful in teaching speaking. There were some points that make fishbowl strategy in teaching speaking was effective. They were: every student had a chance to practice in the class, to provide class interaction, to use English more than Indonesian during classroom activities, to allow students to learn from peers, to involve critical thinking, and to improve oral and listening skills.

## CHAPTER V

### CONCLUSION AND SUGGESTION

#### A. *Conclusion*

Based on the result data analysis, research finding, and discussion in the previous chapter, the researcher concluded that :

Teaching speaking by using fishbowl strategy to the second grade students of MA DDI Pattojo Soppeng was improved significantly. It can be seen from the significant improvement of the students' fluency and accuracy from the pre-test to the post-test (*see Appendix A*). It means that the research hypothesis ( $H_a$ ) was accepted. The improvement can be seen from the statistical analysis that t-test (3,51) was higher than t-table value (2,042).

#### B. *Suggestion*

Considering the conclusion above, the researcher puts forward some suggestions as follows;

1. Fishbowl strategy is suggested to be used by teachers as an appropriate strategy in teaching speaking.
2. Fishbowl is a way to organize a medium-to large-group discussion that promotes student engagement and can be used to model small-group activities and discussions, as the researcher found in the implementation of this strategy.
3. For the students, they have to pay attention for their teacher while teaching and learning process. They also have to improve their knowledge especially in practicing their English in daily conversation in order to

improve their fluency, stress and comprehension. They should not worry about making mistakes, balance from mistakes; they can learn many things because language is practicing.

4. Using fishbowl strategy was proven effective in teaching speaking, so it is suggested for further researcher to find out the significant of fishbowl strategy in others English Skills and levels.



## BIBLIOGRAPHY

- Aini, K. *Improving speaking ability of the third year students at MTsN Model Makassar through Educational Drama*. Undergraduate Thesis. Universitas Islam Negeri Alauddin Makassar. 2013
- Aji, SM. *Improving students' speaking ability in a mixed-ability class through fishbowl technique for 5b students of SDN Maguwoharjo*, Under graduate thesis. State University of Yogyakarta. 2013.
- Akhyak and Indramawan, A. *Improving the Students' English Speaking Competence through Storytelling (Study in Pangeran Diponegoro Islamic College (STAI) of Nganjuk, East Java, Indonesia)*. International Journal of Language and Literature, Vol. 1 No. 2, 2013.
- Ali, A. *The effectiveness of guessing games to improve the students speaking skill at the second year students of SMP PPM Darul Falah Enrekang*, undergraduated thesis. Universitas Islam Negeri Alauddin Makassar. Makassar. 2013.
- Alqahtani, M. *The importance of vocabulary in language learning and how to be taught*. International Journal of Teaching and Education. Vol. III, No. 3, 2015.
- Amiqah. *The effectiveness of genius learning strategy in enhancing the students' speaking skill at the second year of SMA YAPIP Makassar. undergraduated thesis*. Universitas Islam Negeri Alauddin Makassar. Makassar. 2014.
- Bahar, KA . *The communicative Competence Based English Language Teaching*. Yogyakarta :Trust Media, 2013.
- Berutu, SD & Sumarsih. *Improving the students' speaking achievement by applying fishbowl technique*, Journal of English Language Teaching and Learning. Vol. 3, No. 2 p. 5, 2014.
- Charty, M, Mc. *Discourse analiysis for language teachers*. New York : Camridge University press. 2016.
- Cook, Ann. *Speaking and Pronouncing as ESL*. New York: Barron's. 2009.
- Coverdell. *Nonformal Education Manual*. Washington DC: Peace Corps. 2004.
- Depdiknas. *Kurikulum tingkat satuan pendidikan*. Jakarta : Depdiknas. 2006.

- Elizabeth F. et al. *Collaborative Learning Techniques: A Handbook for College Faculty*. USA: Jossey –Bass. 2005.
- Ferris, D and Hedgcock, J. *Teaching ESL Composition: Purpose, Process, and Practice, 2nd ed.* Lawrence Erlbaum, 2005.
- Gay, L.R. *Education Research: Competencies for Analysis and Application*. 8<sup>th</sup> Edition. United State: Earson Merrill Prenfile Hall. 2006.
- Gay, L.R. *Educational Research: Competence for Analysis and Application*. New York: Macmilan Brown Company. 1988.
- Hidayat, S, N. *Improving Students' Interpersonal Conversation Competence By Utilizing Cooperative Learning Through Inside – Outside Circle (IOC) Learning Method at The Second Semester Students of PIBA Program of UIN Alauddin Makassa*. undergraduate thesis. Universitas Islam Negeri Alauddin Makassar. 2013.
- Heaton. J. B. *Writing English Language Tests*. New York: Longman inc. New York Press. 1988.
- Khadijah. *Teaching Speaking Using the Fishbowl Technique*, English Education Jurnal, Vol. 8, No. 2 p. 214, 2017.
- Kindzt, Duane. Complexity and the Language Classroom'. In Academia: Literature and Language, 67, p. 235-258. 2011 Retrieved on 16th October 2012.  
[http://www.academia.edu/825017/Complexity\\_and\\_the\\_Language\\_Claasroom](http://www.academia.edu/825017/Complexity_and_the_Language_Claasroom).
- Kurnia, N, I. *Improving Students' Spoken Recount Skill through Fishbowl Technique*. Under graduate thesis. Semarang State University. 2014.
- Kurniawan, D. *The use of systemic Grammar to analyze the speaking ability of the third year students of SMA Negeri 16 Makassar*. Under graduate thesis. Universitas Islam Negeri Alauddin Makassar. 2014.
- Latief, MA. *Research Methods on Language Learning an Introduction*. Malang : UM Press. 2013.
- Lord, Patricia, at.al. *Handbook for Research in Cooperative Education and Internship*. USA : Lawrence Erbaum Associates. 2011.
- Olsen. T. The Fishbowl Technique. Retrieved on 29th December 2016.  
<http://tenntlc.utk.edu/files/2011/10/fishbowl-technique.pdf>. 2011.

- Rahma, DM. *The Fishbowl Method to Improve the Students' Speaking Skill at the Ninth Grade Students of SMPN 2 Ambarawa in the Academic Year 2014/2015*. Undergraduate Thesis. Universitas Islam Negeri Alauddin Makassar. 2014.
- Sarkisan, W., Perlut, D & Ballard, E. *Community Participation in Practice, the Community Participation Handbook : Resources for Public Involvement in the Planning Process*. Impac Press. Roseville. 1986.
- Sugiyono. *Metode Penelitian Pendidikan : Pendekatan Kuantitatif, Kualitatif, dan R&D*. 10<sup>th</sup> edition. Bandung: Alfabeta 2013.
- \_\_\_\_\_. *Metode Penelitian Kuantitatif, Kualitatif dan R&D*. Alfabeta. Bandung. 2008.
- Sumantri, E. *Improving students pronunciation by using english songs*. Undergraduate Thesis. Syarif Hidayatullah State Islamic University, 2011.
- Syukri, AM. *Measuring the ability in debate dealing with fluency and accuracy of the third semester students of English Education Department*. Undergraduate Thesis. Universitas Islam Negeri Alauddin Makassar. 2015.
- Taylor, D. Bruce. *Fostering Engaging and Active Discussion in Middle School Classrooms*. New York: Allyn & Bacon. 2007.
- Thomas, S and Steinberg, M. *The Alligator in the Fishbowl: A Modeling Strategy for Student-Led Writing Response Groups*. Language Arts Journal of Michigan, Vol. 4. No. 2. p. 25. 1988.

ALAUDDIN  
M A K A S S A R



# **APPENDICES**

UNIVERSITAS ISLAM NEGERI  
**ALAUDDIN**  
M A K A S S A R



## APPENDIX A

### The Row Score of the Students' Pre-test and Post-test in Experimental Class

No	Name	Pre-test				Post-test			
		Fluency	Accuracy	Score (X)	$X_1^2$	Fluency	Accuracy	Score (X)	$X_1^2$
1	ANA	45	61	53	5625	60	80	70	4900
2	AUA	72	58	65	4225	80	90	85	7225
3	AH	75	55	65	4225	85	85	85	7225
4	AI	65	85	75	5625	85	95	90	8100
5	A	70	60	65	4225	85	75	80	6400
6	FH	51	55	53	2809	65	85	75	5625
7	HH	45	45	45	2025	62	58	60	3600
8	IR	65	75	70	4900	80	90	85	7225
9	J	65	45	55	3025	80	60	70	4900
10	M IF	50	60	55	3025	70	80	75	5625
11	M G	76	50	63	3969	92	78	85	7225
12	MAI	75	55	65	4225	85	75	80	6400
13	MAK	55	65	60	3600	65	85	75	5625
14	MIS	71	75	73	5329	85	95	90	8100
15	MR	40	50	45	2025	35	65	50	2500
16	MY	85	65	75	5625	90	90	90	8100
17	N	70	70	70	4900	75	85	80	6400
18	N F	56	70	63	3969	70	80	75	5625
19	RH	65	45	55	3025	60	70	65	4225
20	SR	50	50	50	2500	65	85	75	5625
<b>Total</b>		<b>1246</b>	<b>1194</b>	<b>1220</b>	<b>7660</b>	<b>1474</b>	<b>1606</b>	<b>1540</b>	<b>12065</b>
<b>Mean score</b>		<b>62,3</b>	<b>59,7</b>	<b>61</b>	<b>3803</b>	<b>73,7</b>	<b>80,3</b>	<b>77</b>	<b>6032,5</b>

## APPENDIX B

### The Row Score of the Students' Pre-test and Post-test in Control Class

No	Name	PRE-TEST				POST-TEST			
		Fluency	Accuracy	Score (X)	$X_2^2$	Fluency	Accuracy	Score (X)	$X_2^2$
1	ANF A	75	65	70	4900	85	65	75	5625
2	AK	60	70	65	4225	55	85	70	4900
3	AT	68	52	60	3600	78	42	60	3600
4	AW	60	70	65	4225	60	80	70	4900
5	AA	55	75	65	4225	60	80	70	4900
6	A	50	50	50	2500	50	60	55	3025
7	F	75	81	78	6084	88	72	80	6400
8	FH	88	72	80	6400	88	82	85	7225
9	H	65	45	55	3025	68	52	60	3600
10	HR	65	75	70	4900	75	75	75	5625
11	IA	55	66	60.5	3660.25	80	60	70	4900
12	KS	35	45	40	1600	45	55	50	2500
13	LP	60	70	65	4225	85	65	75	5625
14	MS	62	78	70	4900	60	80	70	4900
15	MA	42	48	45	2025	40	60	50	2500
16	MR	45	65	55	3025	65	55	60	3600
17	SS	55	45	50	2500	55	45	50	2500
18	UH	45	65	55	3025	52	68	60	3600
19	MA	40	45	42.5	1806.25	40	50	45	2025
20	S	60	70	65	4225	78	62	70	4900
Total		1160	1252	1206	75075.5	1307	1293	1300	86850
Mean Score		58	62.6	60.3	3753,75	65,35	64,65	65	4342,5

## APPENDIX C

### The mean score of Experimental Class and Control Class

#### A. Experimental Class

1. Pre-test

$$\begin{aligned}\bar{X}_1 &= \frac{\Sigma X}{N} \\ &= \frac{1220}{20}\end{aligned}$$

$$\bar{X}_1 = 61$$

2. Post-test

$$\begin{aligned}\bar{X}_1 &= \frac{\Sigma X}{N} \\ &= \frac{1540}{20}\end{aligned}$$

$$\bar{X}_1 = 77$$

#### B. Control class

1. Pre-test

$$\begin{aligned}\bar{X}_2 &= \frac{\Sigma X}{N} \\ &= \frac{1206}{20}\end{aligned}$$

$$\bar{X}_2 = 60,3$$

2. Post-test

$$\begin{aligned}\bar{X}_2 &= \frac{\Sigma X}{N} \\ &= \frac{1300}{20}\end{aligned}$$

$$\bar{X}_2 = 65$$

## APPENDIX D

### Normality Test of Experimental and the Control Class

#### One-Sample Kolmogorov-Smirnov Test

		Experiment	Control
N		20	20
Normal Parameters <sup>a</sup>	Mean	61.0000	60.3000
	Std. Deviation	9.29063	1.11301E1
Most Extreme Differences	Absolute	.141	.164
	Positive	.141	.092
	Negative	-.135	-.164
Kolmogorov-Smirnov Z		.630	.732
Asymp. Sig. (2-tailed)		.823	.658

The significant value of Experimental Class in the pre test is  $0,823 > 0,05$ . And the significant value of Control class in the pre test is  $0,658 > 0,05$ . So, from the table above concluded that the rate percentage in pre test for experimental and control class was similar or normal.

## APPENDIX E

### Standard Deviation of Experimental Class and Control Class

#### a. Experimental class

##### 1. Pre-test

$$SD = \sqrt{\frac{SS_1}{n-1}}$$

Where :

$$\begin{aligned} SS_1 &= \sum X_1^2 - \frac{(\sum X_1)^2}{n} \\ &= 76060 - \frac{(1220)^2}{20} \\ &= 76060 - \frac{1488400}{20} \\ &= 76060 - 74420 \\ &= 1640 \end{aligned}$$

$$SD = \sqrt{\frac{SS_1}{n-1}}$$

$$\begin{aligned} &= \sqrt{\frac{1640}{19}} \\ &= \sqrt{86.31} \\ &= 9,29 \end{aligned}$$

##### 2. Post-test

$$SD = \sqrt{\frac{SS_1}{n-1}}$$

Where :

$$\begin{aligned} SS_1 &= \sum X_1^2 - \frac{(\sum X_1)^2}{n} \\ &= 120650 - \frac{(1540)^2}{20} \\ &= 120650 - \frac{2371600}{20} \\ &= 120650 - 118580 \\ &= 2070 \end{aligned}$$

$$SD = \sqrt{\frac{SS_1}{n-1}}$$

$$\begin{aligned} &= \sqrt{\frac{2070}{19}} \\ &= \sqrt{108,94} \\ &= 10,43 \end{aligned}$$

**b. Control class**

1. Pre-test

$$SD = \sqrt{\frac{SS_1}{n-1}} = 86850 - \frac{(1300)^2}{20} = 86850 - \frac{1690000}{20}$$

Where :

$$SS_1 = \sum X_1^2 - \frac{(\sum X_1)^2}{n} = 86850 - 84500 = 2350$$

$$\begin{aligned} SD &= \sqrt{\frac{SS_1}{n-1}} \\ &= 75075,5 - \frac{(1206)^2}{20} \\ &= 75075,5 - \frac{1454436}{20} \\ &= 75075,5 - 72721,8 \\ &= 2353,7 \\ SD &= \sqrt{\frac{SS_1}{n-1}} = \sqrt{\frac{2350}{19}} = \sqrt{123,68} = 11,12 \\ &= \sqrt{\frac{2353,7}{19}} = \sqrt{123,87} = 11,13 \end{aligned}$$

1. Post-test

$$SD = \sqrt{\frac{SS_1}{n-1}}$$

Where :

$$SS_1 = \sum X_1^2 - \frac{(\sum X_1)^2}{n}$$

## APPENDIX F

### The significant Different

$$\bar{X}_1 = 77 \quad SS_1 = 2070$$

$$\bar{X}_2 = 65 \quad SS_2 = 2350$$

#### 1. T-test

$$t = \frac{\bar{X}_1 - \bar{X}_2}{\sqrt{\left(\frac{SS_1 + SS_2}{n_1 + n_2 - 2}\right)\left(\frac{1}{n_1} + \frac{1}{n_2}\right)}}$$

$$t = \frac{77 - 65}{\sqrt{\left(\frac{2070 + 2350}{20 + 20 - 2}\right)\left(\frac{1}{20} + \frac{1}{20}\right)}}$$

$$t = \frac{12}{\sqrt{\left(\frac{4420}{38}\right)\left(\frac{2}{20}\right)}}$$

$$t = \frac{12}{\sqrt{(116,31)(0,1)}}$$

$$t = \frac{12}{\sqrt{11,63}}$$

$$t = \frac{12}{3,41}$$

$$t_{\text{hitung}} = 3,51$$



#### 2. T-table

For level of significance (D) = 0,05

Degree of freedom (df) = (N<sub>1</sub> + N<sub>2</sub>) - 2 = 20 + 20 - 2 = 38

t-Table = 2,042

## APPENDIX G

### Distribution of t-Table

Df	Level of Significance for two-tailed test					
	0,5	0,2	0,1	<b>0,05</b>	0,02	0,01
	Level of Significance for one-tailed test					
	0,25	0,1	0	0,025	0,1	0,005
1	1,000	3,078	6,314	12,706	31,821	63,657
2	0,816	1,886	2,920	4,303	6,965	9,926
3	0,765	1,638	2,353	3,183	4,541	5,841
4	0,741	1,533	2,132	2,776	3,747	4,604
5	0,727	1,476	2,015	2,571	3,365	4,032
6	0,718	1,440	1,943	2,447	2,143	3,707
7	0,711	1,451	1,895	2,365	2,998	3,499
8	0,706	1,397	1,860	2,306	2,896	3,355
9	0,703	1,383	1,833	2,262	2,821	3,250
10	0,700	1,372	1,812	2,226	2,764	3,169
11	0,697	1,363	1,769	2,201	2,718	3,106
12	0,695	1,356	1,782	2,201	2,681	3,055
13	0,694	1,350	1,771	2,179	2,650	3,120
14	0,692	1,345	1,761	2,160	2,624	2,977
15	0,691	1,341	1,753	2,143	2,604	2,947
16	0,690	1,337	1,746	2,331	2,583	2,921
17	0,689	1,333	1,740	2,120	2,567	2,898
18	0,688	1,330	1,734	2,110	2,552	2,878
19	0,687	1,328	1,729	2,101	2,539	2,861
20	0,686	1,325	1,725	2,093	2,528	2,845
21	0,686	1,323	1,721	2,086	2,518	2,831
22	0,685	1,321	1,717	2,080	2,505	2,819
23	0,685	1,319	1,714	2,074	2,500	2,807
24	0,684	1,318	1,711	2,690	2,492	2,797
25	0,684	1,316	1,708	2,060	2,485	2,787
26	0,684	1,315	1,706	2,056	2,479	2,779
27	0,684	1,314	1,703	2,052	2,473	2,771
28	0,683	1,313	1,701	2,048	2,467	2,763
29	0,683	1,311	1,699	2,045	2,462	2,756
30	0,683	1,310	1,697	<b>2,042</b>	2,457	2,750
40	0,681	1,303	1,684	2,021	2,423	2,704
60	0,679	1,296	1,671	2,000	2,390	2,660
120	0,677	1,289	1,658	2,890	2,358	2,617
	0,674	1,282	1,645	1,960	2,326	2,576



## APPENDIX H

### LESSON PLAN

1<sup>st</sup> meeting

Subject : Speaking

Class : 2<sup>nd</sup> grade

Material : Asking and giving opinion

Time allocation : 2 x 45 minutes

#### A. STANDARD COMPETENCE

Expressing meaning in formal and sustained transactional and interpersonal in daily life context.

#### B. BASIC COMPETENCE

Expressing meaning in very simple transactional and interpersonal conversation using oral language style accuracy and fluency in daily life context for the functions of asking and giving opinion.

#### C. INDIKATOR

1. Students are able to identify the expression of asking and giving opinion.
2. Students are able to write a dialogue about asking and giving opinion.
3. Students are able to perform the dialogue about of asking and giving opinion.

#### D. PROCEDURE

**Step 1** Prepare. Preferably before class begins, arrange all the chairs in a

big circle, with 3-4 seats in the middle. Also, be sure to give the students any assignment they need to complete (see Step 2) well in advance, and to remind them of these assignments the class period before the discussion.

**Step 2** Activate prior knowledge, so that the students can have an intelligent, text based discussion on the issues. You might do this in one or more of several ways:

1. Have the students participate in a silent discussion prior to holding the fishbowl discussion.
2. Have the students prepare for the discussion by assigning them to research a specific issue or two from the text, and come prepared with textual evidence to support their point of view.

**Step 3** In a fishbowl, 3-4 people in the middle of the circle have a discussion while people on the outside listen and do not talk. After the students in the middle circle talk around five minutes, he will changed by the other students based on teacher instructions.

**Step 4** Make sure each student participates. Give each student participation form to fill out during the discussion (for points, of course), so that they remain engaged even when they are not in the circle.

**Step 5** Bring the discussion to a close a few minutes before the bell, and allow students to finish their participation forms.

**Step 6** Encourage the students to continue to think about the issues they talked about in the fishbowl.

**Step 7** When the small group finishes or is stopped, ask the other students to make comments on the discussion they observed and ask questions of the discussants. This is an ideal time to model appropriate comments and questions.

## E. MATERIALS

### ASKING OPINION

FORMAL	INFORMAL
<ul style="list-style-type: none"> <li>• Have you got any comments on ...</li> <li>• Do you have any idea?</li> <li>• Do you have any opinion on ...</li> <li>• Would you give me your opinion on...?</li> <li>• What is your reaction to ...</li> <li>• What is your opinion about...?</li> <li>• What are you feeling about ....?</li> <li>• What are your views on ...?</li> </ul>	<ul style="list-style-type: none"> <li>• What do you think of...?</li> <li>• What do you think about...?</li> <li>• What is your opinion?</li> <li>• Why do they behave like that?</li> <li>• Do you think it's going?</li> <li>• How do you like?</li> <li>• How was the trip?</li> </ul>

## GIVING OPINION

FORMAL	INFORMAL
<ul style="list-style-type: none"> <li>• I personally believe ...</li> <li>• I personally consider ...</li> <li>• I personally think /feel ...</li> <li>• I hold the opinion ...</li> <li>• My own view of the matter is ...</li> <li>• Well, personally ...</li> </ul>	<ul style="list-style-type: none"> <li>• I think it's good/nice/terrific ...</li> <li>• I think that awful/ not nice/ terrible ...</li> <li>• I don't think much of it.</li> <li>• I think that...</li> <li>• In my opinion, I would rather...</li> <li>• In my case ...</li> <li>• What I'm more concerned with ...</li> <li>• What I have in my mind is ...</li> <li>• The way I see is that...</li> <li>• No everyone will agree with me, but ...</li> <li>• To my mind ...</li> </ul>

## LESSON PLAN

2<sup>nd</sup> meeting

Subject : Speaking

Class : 2<sup>nd</sup> grade

Material : Expressing Opinion

Time allocation : 2 x 45 minutes

### A. STANDARD COMPETENCE

Expressing meaning in formal and sustained transactional and interpersonal in daily life context.

### B. BASIC COMPETENCE

Expressing meaning in very simple transactional and interpersonal conversation using oral language style accuracy and fluency in daily life context for the functions of expressing opinion.

### C. INDIKATOR

1. Students are able to identify the expression of expressing opinion.
2. Students are able to write a dialogue about expressing opinion.
3. Students are able to perform the dialogue about of expressing opinion.

### D. PROCEDURE

**Step 1** Prepare. Preferably before class begins, arrange all the chairs in a big circle, with

3-4 seats in the middle. Also, be sure to give the students any assignment they need to complete (see Step 2) well in advance, and to remind them of these assignments the class period before the discussion.

**Step 2** Activate prior knowledge, so that the students can have an intelligent, text based discussion on the issues. You might do this in one or more of several ways:

3. Have the students participate in a silent discussion prior to holding the fishbowl discussion.
4. Have the students prepare for the discussion by assigning them to research a specific issue or two from the text, and come prepared with textual evidence to support their point of view.

**Step 3** In a fishbowl, 3-4 people in the middle of the circle have a discussion while people on the outside listen and do not talk. After the students in the middle circle talk around five minutes, he will changed by the other students based on teacher instructions.

**Step 4** Make sure each student participates. Give each student participation form to fill out during the discussion (for points, of course), so that they remain engaged even when they are not in the circle.

**Step 5** Bring the discussion to a close a few minutes before the bell, and allow students to finish their participation forms.

**Step 6** Encourage the students to continue to think about the issues they talked about in the fishbowl.

**Step 7** When the small group finishes or is stopped, ask the other students to make comments on the discussion they observed and ask questions of

the discussants. This is an ideal time to model appropriate comments and questions.

## **E. MATERIALS**

### **Personal Point of view**

These expressions are used to show personal point of view.

1. What I mean is ...
2. In my humble opinion ...
3. I would like to point out that ...
4. To my mind ...
5. I am compelled to say ...
6. I reckon ...
7. As I see it ...
8. By this I mean ...
9. Personally, I think ...
10. In my experience ...
11. I think ...
12. I strongly believe that ...
13. According to me ...
14. As far as I am concerned ...
15. From my point of view ...
16. As I understand ...
17. In my opinion ...

- **General Point of View**

These expressions are used to show general point of view. General point of view

creates a balance in writing and helps to avoid absolute statements.

1. It is sometimes argued ...
2. It is considered ...
3. While some people believe ...
4. Some people believe ...
5. Of course, many argue ...
6. Majority agree with ...
7. Majority disagree with ...
8. Some people say that ...
9. Most people do not agree ...
10. Generally it is accepted ...



## LESSON PLAN

3<sup>rd</sup> meeting

Subject : Speaking

Class : 2<sup>nd</sup> grade

Material : How to congratulate

Time allocation : 2 x 45 minutes

### A. STANDARD COMPETENCE

Expressing meaning in formal and sustained transactional and interpersonal in daily life context.

### B. BASIC COMPETENCE

Expressing meaning in very simple transactional and interpersonal conversation using oral language style accuracy and fluency in daily life context for the functions of How to congratulate.

### C. INDIKATOR

1. Students are able to identify How to congratulate.
2. Students are able to write a dialogue about How to congratulate.
3. Students are able to perform the dialogue about of How to congratulate.

### D. PROCEDURE

**Step 1** Prepare. Preferably before class begins, arrange all the chairs in a big circle, with

3-4 seats in the middle. Also, be sure to give the students any assignment they need to complete (see Step 2) well in advance, and to remind them of these assignments the class period before the discussion.

**Step 2** Activate prior knowledge, so that the students can have an intelligent, text based discussion on the issues. You might do this in one or more of several ways:

5. Have the students participate in a silent discussion prior to holding the fishbowl discussion.
6. Have the students prepare for the discussion by assigning them to research a specific issue or two from the text, and come prepared with textual evidence to support their point of view.

**Step 3** In a fishbowl, 3-4 people in the middle of the circle have a discussion while people on the outside listen and do not talk. After the students in the middle circle talk around five minutes, they will be changed by the other students based on teacher instructions.

**Step 4** Make sure each student participates. Give each student participation form to fill out during the discussion (for points, of course), so that they remain engaged even when they are not in the circle.

**Step 5** Bring the discussion to a close a few minutes before the bell, and allow students to finish their participation forms.

**Step 6** Encourage the students to continue to think about the issues they talked about in the fishbowl.

**Step 7** When the small group finishes or is stopped, ask the other students to make comments on the discussion they observed and ask questions of the discussants. This is an ideal time to model appropriate comments and questions.

#### E. MATERIALS

Congratulating	Responding
Very well done. Congratulations!!	Thank you.
Good job! No one deserves it more than you do.	Thank you, your saying this means a lot to me.
Fantastic! Congratulations on getting the first prize.	Thanks! I still can't believe it happened. I have been dreaming about it for a long time.
Marvelous! I am so proud of you.	Thanks! I am happy to make you proud.
Great! You did it. Your hard work paid at last.	It was nothing special. Thank you!

## LESSON PLAN

4<sup>th</sup> meeting

Subject : Speaking

Class : 2<sup>nd</sup> grade

Material : How to suggest

Time allocation : 2 x 45 minutes

### A. STANDARD COMPETENCE

Expressing meaning in formal and sustained transactional and interpersonal in daily life context.

### B. BASIC COMPETENCE

Expressing meaning in very simple transactional and interpersonal conversation using oral language style accuracy and fluency in daily life context for the functions of how to suggest.

### C. INDIKATOR

1. Students are able to identify the expression of how to suggest.
2. Students are able to write a dialogue about how to suggest.
3. Students are able to perform the dialogue about of how to suggest.

### D. PROCEDURE

**Step 1** Prepare. Preferably before class begins, arrange all the chairs in a big circle, with

3-4 seats in the middle. Also, be sure to give the students any assignment they need to complete (see Step 2) well in advance, and to remind them of these assignments the class period before the discussion.

**Step 2** Activate prior knowledge, so that the students can have an intelligent, text based discussion on the issues. You might do this in one or more of several ways:

7. Have the students participate in a silent discussion prior to holding the fishbowl discussion.
8. Have the students prepare for the discussion by assigning them to research a specific issue or two from the text, and come prepared with textual evidence to support their point of view.

**Step 3** In a fishbowl, 3-4 people in the middle of the circle have a discussion while people on the outside listen and do not talk. After the students in the middle circle talk around five minutes, he will changed by the other students based on teacher instructions.

**Step 4** Make sure each student participates. Give each student participation form to fill out during the discussion (for points, of course), so that they remain engaged even when they are not in the circle.

**Step 5** Bring the discussion to a close a few minutes before the bell, and allow students to finish their participation forms.

**Step 6** Encourage the students to continue to think about the issues they talked about in the fishbowl.

**Step 7** When the small group finishes or is stopped, ask the other students to make comments on the discussion they observed and ask questions of

the discussants. This is an ideal time to model appropriate comments and questions.

## **E. MATERIALS**

When making suggestions we often use the following expressions:

Let's ...

Why don't we ...

We could ...

What about ...

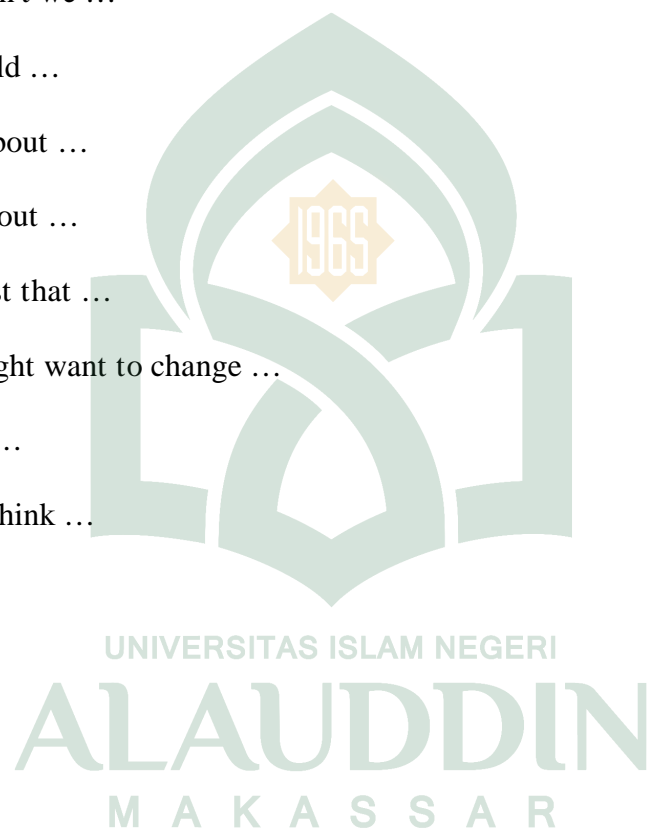
How about ...

I suggest that ...

You might want to change ...

I think ...

I don't think ...



## LESSON PLAN

5<sup>th</sup> meeting

Subject : Speaking

Class : 2<sup>nd</sup> grade

Material : How to offer

Time allocation : 2 x 45 minutes

### A. STANDARD COMPETENCE

Expressing meaning in formal and sustained transactional and interpersonal in daily life context.

### B. BASIC COMPETENCE

Expressing meaning in very simple transactional and interpersonal conversation using oral language style accuracy and fluency in daily life context for the functions of how to offer.

### C. INDIKATOR

1. Students are able to identify the expression of how to offer.
2. Students are able to write a dialogue about how to offer.
3. Students are able to perform the dialogue about of how to offer.

### D. PROCEDURE

**Step 1** Prepare. Preferably before class begins, arrange all the chairs in a big circle, with 3-4 seats in the middle. Also, be sure to give the students any assignment they need to complete (see Step 2) well in advance, and to remind them of these assignments the class period before the discussion.

**Step 2** Activate prior knowledge, so that the students can have an intelligent, text based discussion on the issues. You might do this in one or more of several ways:

9. Have the students participate in a silent discussion prior to holding the fishbowl discussion.
10. Have the students prepare for the discussion by assigning them to research a specific issue or two from the text, and come prepared with textual evidence to support their point of view.

**Step 3** In a fishbowl, 3-4 people in the middle of the circle have a discussion while people on the outside listen and do not talk. After the students in the middle circle talk around five minutes, he will changed by the other students based on teacher instructions.

**Step 4** Make sure each student participates. Give each student participation form to fill out during the discussion (for points, of course), so that they remain engaged even when they are not in the circle.

**Step 5** Bring the discussion to a close a few minutes before the bell, and allow students to finish their participation forms.

**Step 6** Encourage the students to continue to think about the issues they talked about in the fishbowl.

**Step 7** When the small group finishes or is stopped, ask the other students to make comments on the discussion they observed and ask questions of



the discussants. This is an ideal time to model appropriate comments and questions.

#### **E. MATERIALS**

When making offers we often use the following expressions:


May I ...

Can I ...

Shall I ...

Would you ...

How about I ...



## LESSON PLAN

6<sup>th</sup> meeting

Subject : Speaking

Class : 2<sup>nd</sup> grade

Material : Expressing hopes and dreams

Time allocation : 2 x 45 minutes

### A. STANDARD COMPETENCE

Expressing meaning in formal and sustained transactional and interpersonal in daily life context.

### B. BASIC COMPETENCE

Expressing meaning in very simple transactional and interpersonal conversation using oral language style accuracy and fluency in daily life context for the functions of expressing hopes and dreams.

### C. INDIKATOR

1. Students are able to identify the expression of Expressing hopes and dreams.
2. Students are able to write a dialogue about Expressing hopes and dreams.
3. Students are able to perform the dialogue about of Expressing hopes and dreams.

### D. PROCEDURE

**Step 1** Prepare. Preferably before class begins, arrange all the chairs in a

big circle, with 3-4 seats in the middle. Also, be sure to give the students any assignment they need to complete (see Step 2) well in advance, and to remind them of these assignments the class period before the discussion.

**Step 2** Activate prior knowledge, so that the students can have an intelligent, text based discussion on the issues. You might do this in one or more of several ways:

11. Have the students participate in a silent discussion prior to holding the fishbowl discussion.
12. Have the students prepare for the discussion by assigning them to research a specific issue or two from the text, and come prepared with textual evidence to support their point of view.

**Step 3** In a fishbowl, 3-4 people in the middle of the circle have a discussion while people on the outside listen and do not talk. After the students in the middle circle talk around five minutes, he will changed by the other students based on teacher instructions.

**Step 4** Make sure each student participates. Give each student participation form to fill out during the discussion (for points, of course), so that they remain engaged even when they are not in the circle.

**Step 5** Bring the discussion to a close a few minutes before the bell, and allow students to finish their participation forms.

**Step 6** Encourage the students to continue to think about the issues they talked about in the fishbowl.

**Step 7** When the small group finishes or is stopped, ask the other students to make comments on the discussion they observed and ask questions of the discussants. This is an ideal time to model appropriate comments and questions.

## E. MATERIALS

How to express our hopes:

**Sentence structure to express hope using "ing verbs".**

Subject	Ing-verb	Complement
I	Am hoping	for some good weather
I	Am hoping	tomorrow for a good grade in English

**Sentence structure to express hope using "to" and "that".**

Subject	verb	Complement
I	hope	To study in America next year
I	hope	to do something beneficial for my country.

**Sentence structure to express hope using verb tenses.**

Subject	verb	Complement
I	hope	Rahmat found the place
I	hope	My brother passed the test

I	hope	Iwan is having a good time in Bali.
I	hope	my brother will have a good time in Jakarta.



## LESSON PLAN

7<sup>th</sup> meeting

Subject : Speaking

Class : 2<sup>nd</sup> grade

Material : agree and disagree

Time allocation : 2 x 45 minutes

### A. STANDARD COMPETENCE

Expressing meaning in formal and sustained transactional and interpersonal in daily life context.

### B. BASIC COMPETENCE

Expressing meaning in very simple transactional and interpersonal conversation using oral language style accuracy and fluency in daily life context for the functions of expressing agree and disagree.

### C. INDIKATOR

1. Students are able to identify the expression of expressing agree and disagree.
2. Students are able to write a dialogue about expressing agree and disagree.
3. Students are able to perform the dialogue about of expressing agree and disagree.

### D. PROCEDURE

**Step 1** Prepare. Preferably before class begins, arrange all the chairs in a big circle, with

3-4 seats in the middle. Also, be sure to give the students any assignment they need to complete (see Step 2) well in advance, and to remind them of these assignments the class period before the discussion.

**Step 2** Activate prior knowledge, so that the students can have an intelligent, text based discussion on the issues. You might do this in one or more of several ways:

13. Have the students participate in a silent discussion prior to holding the fishbowl discussion.

14. Have the students prepare for the discussion by assigning them to research a specific issue or two from the text, and come prepared with textual evidence to support their point of view.

**Step 3** In a fishbowl, 3-4 people in the middle of the circle have a discussion while people on the outside listen and do not talk. After the students in the middle circle talk around five minutes, he will changed by the other students based on teacher instructions.

**Step 4** Make sure each student participates. Give each student participation form to fill out during the discussion (for points, of course), so that they remain engaged even when they are not in the circle.

**Step 5** Bring the discussion to a close a few minutes before the bell, and allow students to finish their participation forms.

**Step 6** Encourage the students to continue to think about the issues they talked about in the fishbowl.

**Step 7** When the small group finishes or is stopped, ask the other students to make comments on the discussion they observed and ask questions of the discussants. This is an ideal time to model appropriate comments and questions.

## E. MATERIALS

AGREEMENT	DISAGREEMENT
<ul style="list-style-type: none"> <li>• I agree that ...</li> <li>• I totally agree that ...</li> <li>• I am with you...</li> <li>• I think so...</li> <li>• It certainly is...</li> <li>• That is what I was thinking.</li> <li>• I am of the same opinion</li> <li>• Absolutely right, it should be ...</li> <li>• There is no doubt about it that ...</li> </ul>	<ul style="list-style-type: none"> <li>• I disagree...</li> <li>• I am not with you...</li> <li>• I can't be along with you ...</li> <li>• I wouldn't say that...</li> <li>• I don't think so....</li> <li>• I don't agree with you, however ...</li> <li>• I am sorry to disagree with you, but ...</li> <li>• What I object to is ...</li> <li>• I think you may have missed the point there...</li> </ul>



## LESSON PLAN

8<sup>th</sup> meeting

Subject : Speaking

Class : 9<sup>th</sup> grade

Material : Accepting and declining invitations

Time allocation : 2 x 45 minutes

### A. STANDARD COMPETENCE

Expressing meaning in formal and sustained transactional and interpersonal in daily life context.

### B. BASIC COMPETENCE

Expressing meaning in very simple transactional and interpersonal conversation using oral language style accuracy and fluency in daily life context for the functions of accepting and declining invitations

### C. INDIKATOR

1. Students are able to identify the expression of accepting and declining invitations.
2. Students are able to write a dialogue about accepting and declining invitations.
3. Students are able to perform the dialogue about of accepting and declining invitations.

### D. PROCEDURE

**Step 1** Prepare. Preferably before class begins, arrange all the chairs in a big circle, with 3-4 seats in the middle. Also, be sure to give the students

any assignment they need to complete (see Step 2) well in advance, and to remind them of these assignments the class period before the discussion.

**Step 2** Activate prior knowledge, so that the students can have an intelligent, text based discussion on the issues. You might do this in one or more of several ways:

15. Have the students participate in a silent discussion prior to holding the fishbowl discussion.

16. Have the students prepare for the discussion by assigning them to research a specific issue or two from the text, and come prepared with textual evidence to support their point of view.

**Step 3** In a fishbowl, 3-4 people in the middle of the circle have a discussion while people on the outside listen and do not talk. After the students in the middle circle talk around five minutes, he will changed by the other students based on teacher instructions.

**Step 4** Make sure each student participates. Give each student participation form to fill out during the discussion (for points, of course), so that they remain engaged even when they are not in the circle.

**Step 5** Bring the discussion to a close a few minutes before the bell, and allow students to finish their participation forms.

**Step 6** Encourage the students to continue to think about the issues they talked about in the fishbowl.

**Step 7** When the small group finishes or is stopped, ask the other students to make comments on the discussion they observed and ask questions of the discussants. This is an ideal time to model appropriate comments and questions.

## **E. MATERIALS**

### **1. Acceptance**

- Mr. and Mrs. Eri Utomo accept with pleasure the kind invitation of Mr. and Mrs. Pujiyanto to the wedding ceremony of their daughter on Friday, the twelfth of December at seven o' clock.
- Mr. and Mrs. Wibowo accept the invitation with pleasure.

### **2. Declining/ Regret**

- Mr. and Mrs. Situmorang regret that they are unable to accept the kind invitation of Mr. and Mrs. Pujiyanto for Friday, the twelfth of December at seven o' clock due to prior engagement.
- Mr. And Mrs. Wibowo regret to decline the invitation due to health reasons.

## LESSON PLAN

9<sup>th</sup> meeting

Subject : Speaking

Class : 2<sup>nd</sup> grade

Material : Transactional conversation

Time allocation : 2 x 45 minutes

### A. STANDARD COMPETENCE

Expressing meaning in formal and sustained transactional and interpersonal in daily life context.

### B. BASIC COMPETENCE

Expressing meaning in very simple transactional and interpersonal conversation using oral language style accuracy and fluency in daily life context for the functions of transactional conversation.

### C. INDIKATOR

1. Students are able to identify the expression of transactional conversation.
2. Students are able to write a dialogue about transactional conversation.
3. Students are able to perform the dialogue about of transactional conversation.

### D. PROCEDURE

**Step 1** Prepare. Preferably before class begins, arrange all the chairs in a big circle, with 3-4 seats in the middle. Also, be sure to give the students any assignment they need to complete (see Step 2) well in advance, and

to remind them of these assignments the class period before the discussion.

**Step 2** Activate prior knowledge, so that the students can have an intelligent, text based discussion on the issues. You might do this in one or more of several ways:

17. Have the students participate in a silent discussion prior to holding the fishbowl discussion.

18. Have the students prepare for the discussion by assigning them to research a specific issue or two from the text, and come prepared with textual evidence to support their point of view.

**Step 3** In a fishbowl, 3-4 people in the middle of the circle have a discussion while people on the outside listen and do not talk. After the students in the middle circle talk around five minutes, he will changed by the other students based on teacher instructions.

**Step 4** Make sure each student participates. Give each student participation form to fill out during the discussion (for points, of course), so that they remain engaged even when they are not in the circle.

**Step 5** Bring the discussion to a close a few minutes before the bell, and allow students to finish their participation forms.

**Step 6** Encourage the students to continue to think about the issues they talked about in the fishbowl.

**Step 7** When the small group finishes or is stopped, ask the other students to make comments on the discussion they observed and ask questions of

the discussants. This is an ideal time to model appropriate comments and questions.

#### **E. MATERIALS**

A: Good morning. Can I have your ticket, please?

B: Here you are, madam.

A: Do you have any luggage?

B: Yes, one suitcase.

A: Please place it here.

A: Would you like a window or an aisle seat?

B: An aisle seat, please.

A: Ok, sure. Is there anything else I can do for you?

B: No, Thank you.

A: You are welcome. Here is your boarding pass. Please be at the gate B, 30 minutes before boarding. Have a nice flight!

B: Thank you.

Other situation gave to the students are

1. At the hotes
2. At a store
3. Opinion on movies

## LESSON PLAN

10<sup>th</sup> meeting

Subject : Speaking  
Class : 2<sup>nd</sup> grade  
Material : suggestion to improve English environment  
Time allocation : 2 x 45 minutes

### A. STANDARD COMPETENCE

Expressing meaning in formal and sustained transactional and interpersonal in daily life context.

### B. BASIC COMPETENCE

Expressing meaning in very simple transactional and interpersonal conversation using oral language style accuracy and fluency in daily life context for suggestion to improve English environment.

### C. INDIKATOR

Students are able to perform the dialogue about of suggestion to improve English environment

### D. PROCEDURE

**Step 1** Prepare. Preferably before class begins, arrange all the chairs in a big circle, with

3-4 seats in the middle. Also, be sure to give the students any assignment they need to complete (see Step 2) well in advance, and to remind them of these assignments the class period before the discussion.

**Step 2** Activate prior knowledge, so that the students can have an intelligent, text based discussion on the issues. You might do this in one or more of several ways:

19. Have the students participate in a silent discussion prior to holding the fishbowl discussion.

20. Have the students prepare for the discussion by assigning them to research a specific issue or two from the text, and come prepared with textual evidence to support their point of view.

**Step 3** In a fishbowl, 3-4 people in the middle of the circle have a discussion while people on the outside listen and do not talk. After the students in the middle circle talk around five minutes, he will changed by the other students based on teacher instructions.

**Step 4** Make sure each student participates. Give each student participation form to fill out during the discussion (for points, of course), so that they remain engaged even when they are not in the circle.

**Step 5** Bring the discussion to a close a few minutes before the bell, and allow students to finish their participation forms.

**Step 6** Encourage the students to continue to think about the issues they talked about in the fishbowl.

**Step 7** When the small group finishes or is stopped, ask the other students to make comments on the discussion they observed and ask questions of the discussants. This is an ideal time to model appropriate comments and questions.



## **E. MATERIALS**

In this case, the students allowed to have a free conversation related to the topic given by the teacher.




**APPENDIX I**  
**RESEARC INSTRUMENT**

**1. Pre-test**

- Make dialogues *about the effect of internet for student* in pairs with your classmate by using expression of asking and giving opinion!

**2. Post-test**

- Make dialogues about *online gaming should be banned* in pairs with your classmate by using expression of agreement and disagreement!



## APPENDIX J

### Documentation



## CURRICULUM VITAE



The researcher, Reski Amalia S, was born on January 18<sup>th</sup> 1994 in Langkemme, the district of Soppeng, South Sulawesi. She has no siblings, she was a daughter of the couple Syamsuddin and Sarmadia.

In 2001 she started her education in Madrasah Ibtidaiyyah DDI Langkemme and graduated in 2006. She continued her study in Islamic Junior and Senior High School DDI Pattojo Soppeng and graduated in 2012. All of the three levels of her study passed in Soppeng regency.

In 2013, she continued her study at Alauddin State Islamic University of Makassar. Beside as a student in university, she was also active in intra and extra organization, namely, English Department Students Association, Lentera Negeri and English Youth Community (E-YOUC) Makassar.

UNIVERSITAS ISLAM NEGERI  
ALAUDDIN  
M A K A S S A R