

**IMPROVING STUDENTS UNDERSTANDING ON QUESTION TAG
THROUGH MATCHING GAME OF SENIOR HIGH SCHOOL
AT PHATTANASART FOUNDATION SCHOOL,
SONGKHLA, THAILAND**



A Thesis

Submitted in Partial Fulfillment of the Requirements for the Degree of
Sarjana Pendidikan Islam in English Education of Tarbiyah and
Teaching Science Faculty of UIN Alauddin Makassar

UNIVERSITAS ISLAM NEGERI
ALAUDDIN
M A K A S S A R

By

JITTIMA MADMAN

Reg. Number T.20400113199

**TARBIYAH AND TEACHING SCIENCE FACULTY
UIN ALAUDDIN MAKASSAR
2017**

**IMPROVING STUDENTS UNDERSTANDING ON QUESTION TAG
THROUGH MATCHING GAME OF SENIOR HIGH SCHOOL
AT PHATTANASART FOUNDATION SCHOOL,
SONGKHLA, THAILAND**



A Thesis

Submitted in Partial Fulfillment of the Requirements for the Degree of
Sarjana Pendidikan Islam in English Education of Tarbiyah and
Teaching Science Faculty of UIN Alauddin Makassar

UNIVERSITAS ISLAM NEGERI
ALAUDDIN
M A K A S S A R

By

JITTIMA MADMAN

Reg. Number T.20400113199

**TARBIYAH AND TEACHING SCIENCE FACULTY
UIN ALAUDDIN MAKASSAR
2017**

PERNYATAAN KEASLIAN SKRIPSI


Mahasiswa yang bertanda tangan di bawah ini:

Nama : Jittima Madman
NIM : 20400113199
Tempat/Tgl. Lahir : Songkhla, Thailand/08 Agustus 1994
Jur/Prodi/Konsentrasi : Pendidikan Bahasa Inggris
Fakultas/Program : Tarbiyah dan Keguruan
Alamat : Asrama Kampus 1 Uin Alauddin Makassar
Judul : Improving Students Understanding on Question Tag
through Matching Game of Senior High School at
Phattanasart Foundation School Songkhla, Thailand

Menyatakan dengan sesungguhnya dan penuh kesadaran bahwa skripsi ini benar adalah hasil karya sendiri. Jika di kemudian hari terbukti bahwa ia merupakan duplikat, tiruan, plagiat, atau dibuat oleh orang lain, sebagian atau seluruhnya, maka skripsi dan gelar yang diperoleh karenanya batal demi hukum.

Makassar, 16 August 2017

Penyusun,



JITTIMA MADMAN
NIM. 20400113199

UNIVERSITAS ISLAM NEGERI
ALAUDDIN
M A K A S S A R


PERSETUJUAN PEMBIMBING

Pembimbing penulisan proposal skripsi Saudara **Jittima Madman**, NIM: 20400113199, mahasiswa Jurusan Pendidikan Bahasa Inggris pada Fakultas Tarbiyah dan Keguruan UIN Alauddin Makassar, setelah meneliti dan mengoreksi secara seksama proposal skripsi berjudul, “Improving Students Understanding on Question Tag through Matching Game of Senior High School at Phattanasart Foundation School Songkhla, Thailand”, memandang bahwa proposal skripsi tersebut telah memenuhi syarat-syarat ilmiah dan dapat disetujui untuk diseminarkan.

Demikian persetujuan ini diberikan untuk proses selanjutnya.


Makassar, August 2017

Pembimbing I



Dr. Kamsinah, M. Pd.I.
NIP.19680328 199603 2 002

Pembimbing II



Nur Aliyah Nur, S.Pd.I., M.Pd.
NUPN. 9920100172

UNIVERSITAS ISLAM
ALAUDDIN
M A K A S S A R

PENGESAHAN SKRIPSI

Skripsi yang berjudul, *"Improving Students Understanding on Question Tag through Matching Game of Senior High School at Phattanasart Foundation School Songkhla, Thailand"*, yang disusun oleh Jittima Madman, NIM: 20400113199, mahasiswa Jurusan Pendidikan Bahasa Inggris pada Fakultas Tarbiyah dan Keguruan UIN Alauddin Makassar, telah diuji dan dipertahankan dalam sidang munaqasyah yang diselenggarakan pada hari Senin, tanggal 28 Agustus 2017 M, bertepatan dengan 05 Dzulhijjah 1438 H, dinyatakan telah dapat diterima sebagai salahsatu syarat untuk memperoleh gelar Sarjana dalam Fakultas Tarbiyah dan Keguruan, Jurusan Pendidikan Bahasa Inggris (dengan beberapa perbaikan).

Samata - Gowa, 28 Agustus 2017 M
05 Dzulhijjah 1438 H

DEWAN PENGUJI:

Ketua : Dr. Kamsinah, M.Pd.I.
Sekretaris : Dr. St. Aisyah Chalik, S.Ag. M.Pd.
Munaqisy I : Dr. Hj St. Azisah, M.Ed., St., Ph.D
Munaqisy II : Sitti Nurpahmi, S.Pd., M.Pd.
Pembimbing I : Dr. Kamsinah, M.Pd.I.
Pembimbing II : NurAliyahNur, S.Pd.I., M.Pd.

(.....)
(.....)
(.....)
(.....)
(.....)
(.....)

Mengetahui:

Dekan Fakultas Tarbiyah dan
Keguruan UIN Alauddin Makassar. M

Dr. H. Muhammad Amrin, Lc., M.Ag. /c
NIP. 197301202003121001

ACKNOWLEDGMENTS

بِسْمِ اللَّهِ الرَّحْمَنِ الرَّحِيمِ

Alhamdulillah Rabbil Alamin, the researcher would like to express her deepest gratitude to the almighty Allah SWT, the only provider, the most merciful who gives The guidance, inspiration and good healthy for all time to conduct the writing of this thesis. Also shalawat and salam are always delivered to our/the great Prophet Muhammad SAW who has brought us from the darkness to the lightness.

During the writing of the thesis, the researcher received much assistance from a number of people, for their valuable guidance, correction, suggestion, advice and golden support. Without them, the writing of this thesis would never been possibly completed. Therefore, the researcher would like to express the greatest thanks and appreciation for those people, they are:

1. The researcher's beloved parents, **Zakariya Madman** and **Tanatchaporn Madman**, educate, support, and pray for the researcher's success.
2. **Prof. Dr. H. Musafir Pababbari, M.Si.** as the Rector of Alauddin State Islamic University of Makassar.
3. **Dr. H. Muhammad Amri, Lc., M.Ag.** as the Dean of Tarbiyah and Teaching Science Faculty of Alauddin State Islamic University of Makassar.


4. **Dr. Kamsinah, M.Pd.I.** and **Sitti Nurpahmi, S.Pd., M.Pd.** as the head and secretary of English Education Department of Tarbiyah and Teaching Science Faculty of Alauddin State Islamic University of Makassar.
5. **Dr. Djuwairiah Ahmad, M.Pd., M. TESOL.** and **H. Erwin Hafid, Lc., M.Th. I, M. Ed.** as the former of the head and secretary of English Education Department of Tarbiyah and Teaching Science Faculty of Alauddin State Islamic University of Makassar.
6. The researcher's appreciation to **Dr. Kamsinah, M. Pd.I.** as the first consultant and **Nur Aliyah Nur, S.Pd.I., M.Pd.** as the second consultant who guided the researcher through the process in a professional manner and encouraged for each step of the way.
7. The researcher's especially indebted goes to the Headmaster of Phattanasart foundation school Songkhla, Thailand, **Laila Moodsem** and to the English teachers of Phattanasart foundation school Songkhla, Thailand, who had given their opportunity to conduct this research in Phattanasart foundation school Songkhla, Thailand. the researcher would like to say a lot of thanks for their cooperation and participation during the completion of this research.
8. The researcher's classmates in English Education Department **PBI 9** and **10** (Academic Year 2013) All friends who could not be mentioned here. Thank for your friendship, togetherness and suggestion to the researcher.
9. All people who help and those whom the researcher cannot be mentioned one by one.

The researcher realizes that, the writing of this thesis is far from the perfectness still the simplest one. Remaining errors are the researcher's own; therefore, constructive criticism and suggestions will be highly appreciated. Finally, willingly the researcher prays, may all our/the efforts are blessed by Allah SWT. Amin.

Makassar, 16 August 2017



The Researcher



LIST OF CONTENTS

TITLE PAGE	i
PERNYATAAN KEASLIAN SKRIPSI	ii
PERSETUJUAN PEMBIMBING.....	iii
PENGESAHAN	iv
ACKNOWLEDGEMENTS.....	v
LIST OF CONTENTS	viii
LIST OF TABLES	x
LIST OF APPENDICES	xi
ABSTRACT	xii
CHAPTER I INTRODUCTION.....	1-7
A. Background.....	1
B. The Problem Statements	4
C. The Research Objectives	5
D. The Research Significances.....	5
E. The Research Scopes	6
F. The Operational Definition of Terms.....	6
CHAPTER II REVIEW OF RELATED LITERATURE.....	8-19
A. Some Previous Research Findings.....	8
B. Some Pertinent Ideas	9
1. General Concept of Grammar.....	9
2. General Concept of Game	13
3. General Concept of Question Tag	15
CHAPTER III RESEARCH METHODOLOGY	20-31
A. Research Method	20
B. Research Design	21
C. Research Subject.....	23

	D. Research Participant	23
	E. Research Target	24
	F. Research Time	24
	G. Research Instrument	25
	H. Procedure of Collecting Data	27
	I. Data Analysis Technique.....	29
CHAPTER	IV FINDING AND DISCUSSION	32-55
	A. Findings	32
	B. Discussion.....	53
CHAPTER	V CONCLUSION AND SUGGESTION.....	56-57
	A. Conclusion	56
	B. Suggestion	57
BIBLIOGRAPHY		58
APPENDICES		61
DOCUMENTATION.....		97
CURRICULUM VITAE		100



LIST OF TABLES

Table I:	The Schedule of the Research	24
Table II:	Level of Achievement	30
Table III:	The Result of Percentage in the Pre cycle	39
Table IV:	The Category of the Students Score and Their Percentage.....	41
Table V:	The Result of the First Cycle	43
Table VI:	The Category of the Students Score and Their Percentage.....	44
Table VII:	The Result of the Second Cycle.....	45
Table VIII:	The Category of the Students Score and their Percentage.....	47
Table IX:	The Result of Percentage in the Third cycle	48
Table X:	The Category of the Students Score and Their Percentage	49
Table XI:	The Result of the Test from the Pre Cycle Until the Third Cycle..	51
Table XII:	The Result of Observation Checklist From Pre Cycle Until Third Cycle	52
Table XIII:	The Percentage of Observation Checklist From Pre Cycle Until Third Cycle	53

LIST OF APPENDICES

Appendix I:	The Students' Name List	61
Appendix II:	The Instrument of the Research at the Preliminary Cycle Test	63
Appendix III:	The Instrument of the Research at the First cycle Test....	65
Appendix IV:	The Instrument of the Research at the Second cycle Test	67
Appendix V:	The Instrument of the Research at the Third cycle Test ..	69
Appendix VI:	The Observational Checklist (pre cycle).....	75
Appendix VII:	The Observational Checklist (cycle 1)	77
Appendix VIII:	The Observational Checklist (cycle 2)	79
Appendix IX:	The Observational Checklist (cycle 3)	81
Appendix X:	The Students' Score (Preliminary Test).....	83
Appendix XI:	The Students' Score (cycle 1)	85
Appendix XII:	The Students' Score (cycle 2)	87
Appendix XIII:	The Students' Score (cycle 3)	89
Appendix XIV:	The Lesson Plan I	91
Appendix XV:	The Lesson Plan II	93
Appendix XVI:	The Lesson Plan III.....	95
Appendix XVII:	Documentation	97

ABSTRACT

Name : Jittima Madman
Reg. Number : 20400113199
Title : Improving Students' Understanding on Question Tag through Matching Game of Senior High School at Phattanasart Foundation School, Songkhla, Thailand

This research is about the use of matching game as the media in teaching question tag. The objectives of the research are to describe the implementation of matching game in improving students' understanding on question tag and to identify the improvement of students' understanding on question tag by using matching game. The research was focused on question tag because it included in grammar. The researcher used matching game as one of way which familiar with our life and most of students are interested in it.

The researcher used a classroom action research. The researcher conducted three cycles where each cycle consisted of three meetings. These cycles consist of four stages, planning, acting, observing and reflecting. This classroom action research was done at Phattansart foundation school consisting 39 students as the research subject. The instruments used test and observational checklist.

The improvement of students was very significant. in the pre cycle the average of the students' achievement was 4.5. In the first cycle the average of the students' achievement was 5.6. In the second cycle the average of the students' achievement was 6.7. In the third cycle the average of the students' achievement was 7.7.

The researcher was successful because the students' grammar skill had been improved. It can be concluded that matching game could improve students' understanding on question tag through matching game of senior high school at Phattanasart foundation school. The data from the observation showed that most of the students were very active in the class.

CHAPTER 1

INTRODUCTION

A. Background

Language is a system of symbols through which people communicate. Wardhaugh (2008) says that language is a system of arbitrary vocal symbols used from human communication. Language contains two systems rather than one, a system of sound and a system of meaning. Nowadays, language as a tool of communications and social control has many functions and advantages in the daily living context, such as greeting, asking something, commanding, reporting, giving ideas, etc. With the language we can communicate, expressing our feeling and can share to other people around the world. As everybody knows, language is a tool to convey ideas, opinions, and feelings among the people by oral or written ways. One of the languages which is often used in communication is English. It becomes the dominant language around the world, and now many people use English as an international language.

In Thailand, English has always played an important role in Thai education from the time when it was first introduced, testifying to its importance for the country's economic and technological development. It has been part of the curricula from the primary school to the university level. Approaches to teaching English in Thailand have changed to suit the purposes of studying and to keep up with the principles and theories of teaching discovered in the Western countries. English language teaching for the last 20 years has employed a

communicative language approach, which focuses on teaching English for communication rather than just for knowledge about the language. However, there are more aspects added to enable students to learn more effectively and cope with changes in technology.

There are four skills in learning language that must be mastered. They are listening, reading, speaking and writing. These four skills have to be supported by language components like grammar, phonology and vocabulary. Each of the language skill has a relationship each other.

Teaching high school grammar can be very challenging. However if teacher are committed to making the experience relevant and rewarding for the students, they will see amazing results. Students will look forward to coming to class, they will behave better and they will achieve higher grades. The teacher will have a lot more fun teaching.

Senior high school student English ability ranges from higher intermediate all the way to complete false beginner, depending on the school. However student levels within a school tend to be much more homogenous than they are at junior high school. English at senior high school is still too focused on disconnected pattern practice and learning grammar points, reminding students that English is a tool for communication and giving them the chance to do some more practical activities can provide a welcome break and even impart some useful skills.

Many people think of grammar as a rather boring school subject which has little use in real life. If we study the grammar of our native language, the success

of learners in acquiring their second language is influenced by some factor, which is one of them is the grammatical mastery of the target language.

To make students motivated and enjoyable to study grammar, the teacher should think creatively how the subject can be learn well and make their.

English structure also has an important role in misunderstanding when one communicates with others. They will be able to communicate in English well if they know to construct sentence correctly. Grammar cover tenses, word order, modals, conditional sentence and other structure items. Question tag is one of the topics that should be taught of Senior high school. The students' understanding of question tag is chosen because there are a lot of students who often make errors in this case.

Learning grammar is considered to be one of the most challenging learning practices. In Phattanasart foundation school, students are usually afraid of joining foreign language classes. They may feel boring, unmotivated, discourage easily. Teacher has different ways to give the material. Some teaching methods have been use to make students interested in learning English. Teacher also uses several kinds of media to teach English such as picture, game, song, poster etc. in order to make them work well.

Teacher should be selective in choosing teaching technique. In the researcher opinion, teaching English using matching game is one of technique in which students are given chance to learn English more enjoy. By using matching game, it is hope that it can motivate the students to learn and pay attention to the material.

Question tag is a question that is added onto the end of a sentence. To make students' to be more interested and enjoyed, the teacher can use interest strategy that can be used in teaching process. So, the researcher chooses matching game technique to improve students' understanding on question tag. The researcher thinks that it can motivate them to be active more and also encourage the work in group.

Matching game as technique can be used to learning grammar. Matching game technique can establish condition which enables the students to acquire knowledge and skill. Due this fact the researcher will conduct classroom action research under title ***"Improving Students' Understanding on Question Tag through Matching Game of Senior High School at Phattanasart Foundation School."***

B. Research Problems

Based on the previous background of this research, the researcher formulates the following research problems:

1. How is the implementation of matching game to improve students' understanding on question tag?
2. How is the improvement of students' understanding on question tag by using matching game?

C. *Research Objectives*

According to the research problems above, the objectives of the research are stated as follows:

1. To describe the implementation of matching game to improve students' understanding on question tag.
2. To identify the improvement of students' understanding on question tag using matching game.

D. *Research Significance*

The significances stated as follows:

1. For the Students

Using matching game make students interesting in learning English especially on question tag. And they can communicate better especially when they use question tag in their language.

2. For the teacher

This study is hoped to help the teacher to gain alternative ways in their teaching process by using matching game.

3. For the reader

By reading this thesis, the reader is expected to gain any information in order to improve their knowledge and their humanitarian awareness.

4. For the researcher

This thesis helps the researcher to develop his knowledge, experience and humanitarian awareness in composing the academic writing.

E. Research Scopes

To limit the research, the researcher conducted the research in senior high school of Phattanasart foundation school. The researcher chose senior high school A as the object of research because the researcher found that most of them were very less in grammar and very less in their humanitarian awareness. There were 39 students who were the participants in this class.

F. Operational Definition of Terms

To understand this research easier, the researcher gave some explanations about the key terms. There were following in this line:

1. Improve

Improve is defined to advance in value or good qualities; as a good education improves the mind and the manners. Improve can be meant to use or employ to good purpose, to make productive, to turn to profitable account, to use a good advantages.

Thus, from explanation above improving students' ability is advance in value or good qualities to students who is studying at a college.

2. Understanding

Understanding is also called intellection a psychology process related to an abstract or physical object, such as person situation or message where by on is able to think about it and use concepts to deal and quality with that object. Understanding is a relation between the knower and an object of understanding. Understanding implies abilities and dispositions with respect to an object of knowledge sufficient to support intelligent behavior.

3. Question tag

Question tag is a short question which is appended to a statement when the speaker seeks confirmation of his or her students.

Question tag is a question added at the end of a sentence, speaker use question tag chiefly to make sure their information is correct or to seek agreement.

4. Matching Game

According to Hadfield (1984: 5), game is an activity that contain regulatory elements, purpose and a sense of fun. There are two types of games which want to be conducted, namely: the game the competition (competitive games), where players or teams compete to be the first to reach the goal, and the game collaboration (co-operative games) where players and teams working together to achieve a goal.

Matching game is selection of subject or clinical trials or other studies so that the different groups are similar in selecting characteristics.

Matching game is one of techniques that uses by researcher in teaching learning process. The use of matching game has good implication. Matching game is very simple but very effective way to learn a particular topic. It stimulates students in learning the topic. Furthermore it also makes the goal of students to be more interested and enjoyable in teaching learning process.

Matching game is one of games which are used to help student in English class. The goal of this game is to improve students' learning of question tag.

CHAPTER II

REVIEW OF RELATED LITERATURE

A. *Some Previous Research Findings*

Setianingsih (2010) pointed out in the thesis *“The use of matching game to improve students’ understanding on Irregular verb of simple past tense.”* This research is based on the phenomena that students usually get bored and unmotivated to learning grammar. So the writer teach grammar especially irregular verb of simple past tense using matching game containing interesting game, simple vocabulary, easy to understand and funny. The method of the research is experimental study. The data is obtained by giving test to the experimental class, control class, and try out class. The writer gave tryout test to analyze validity, reliability, difficulty level and the discriminating power of each item.

Indriyati (2006) pointed out in the thesis *“The profile of students Mastery of Question tag”* the thesis has three objectives, the first is to know the students’ mastery on question tag, the second is to find out the special difficulties on question tag and the third is to find out how should the English teacher mistake.

Fitratullah (2004) pointed out in the thesis *“Using Alphabetic Game to Improve the Students’ Vocabulary”* that the use of alphabetic game was effective to improve the students’ vocabulary. The procedure of this game is the research provided some alphabets and they tried to arrange some alphabets into a word. The students were interested to play this game because it was enjoyable.

The previous researches has some differences in researcher thesis, The first research is success when apply game to teach Irregular verb of simple past tense. The second research to find out the special difficulties on question tag. The third research is using game to teach vocabulary. So the research concludes that their thesis is very important in inspiration to compare of the theses and the researcher take the thesis by the little Improving Students' Understanding on Question Tag through Matching Game of Senior High School at Phattanasart Foundation School.

B. *Some Pertinent Ideals*

1. General Concept of Grammar

Language is the important tool for people to communicate. A language consists of noun, verb, adjective, and other classes of words. Because of this reason, people need a system to help them select, use and link the word. Grammar is the system that people use to combine words. This system leads people to construct their words into meaningful utterances.

a. The Definition of Grammar

Grammar is partly the study of what forms (or structure) are possible in a language. Traditionally, grammar has been concerned almost exclusively with analysis at the level of the sentences. Thus a grammar is a description of the rules that govern how a language's sentences are formed.

According to Scott Tormburry (1999) stated that Grammar is a description of the structure of a language and the way in which linguistic units such as words and phrases are combined to produce sentences in the language. It usually takes

into account the meaning and function these sentences have in the overall system of the language.

According to Penny (2004) stated that Grammar is also the rule of the means of language to construct the sentences and it guides people how to speak and write correctly. Grammar may be roughly defined as the way a language manipulates and combines word (or births of words) in order to form longer units of meaning.

Grammar is a rule that we use in language to put words together to make correct sentences or generate all well-formed in the language. Grammar does not only affect how units of language are combined in order to look right but grammar also affects their meaning.

Grammar is defined as a systematic way accounting for a predicting an ideal speaker's or hearer's knowledge of the language. This is done by a set of rules or principles that can be used to generate all well-formed or grammatical utterances in the language.

Grammar is sometimes defined as the way words are out together to make correct sentences. This is as we shall see presently, an over-simplification, but it is good starting point. Thus in English "I am a student" is grammatical; "I a student" and "I are a student" are not.

2. The importance of learning English Grammar

Grammar is central to the teaching and learning of language. It is also one of the more difficult aspects of language to teach well. Language teachers with adopt this definition focus on grammar as a set of forms and rules. They teach

grammar by explaining the forms and rules and then drilling students on them. This results in bored, disaffected students who can produce correct forms on exercise and test, but consistently make errors when they try to use the language in context.

English grammar is the system of combining words into phrases, clauses, sentences, paragraphs in English. When the students are not able to learn the English grammar they may fail to express ideas, thought and feelings in this language.

Many people think of grammar as a rather boring subject which has little use in real life. There are many definition of grammar and there is no universally accepted definition of it. Different experts define the term grammar differently. Grammar is a fundamental in teaching learning English. Grammar has no place in a young learner classroom, the teacher must try to choose the way to make students' interest in teaching learning English. The first thing in our mind when we study about grammar is something about the lists of tables and rules found in English book. In here there are some of definitions of grammar. The word grammar has been used so far to an aspect of how a language, in this case English is conventionally used, for instance to the structure or system of a particular language.

3. Methods for teaching grammar

Because of many viewpoints stating that grammar is an important language aspect should be possessed and mastered .It would be better to review some methods includes the grammar aspects in language teaching and learning.

Following are some of them.

a. Grammar Translation Method

Diane (1986: 11), this method emphasizes grammar component to be taught, grammatical rules are given in quite large proportion and are taught deductively because the fundamental purpose of language learning is to be able to read literature written in the target language.

b. Communicative Language Learning

Diane (1986: 123), this method has main objective in language teaching and learning that is students' communication ability. However the grammar aspect is given in quite proportion as the pre communicative activities.

c. Audio-lingual Method

Diane (1986: 43), the goal of this method is that students are hoped to be able to use the language communicatively. There are many drillings as forming habits in target language. Grammar is taught inductively through given examples, explicit grammar rules are not provided.

d. Direct Method

Diane (1986: 25), the objective of learning to make the learners communicate in target language. Thus, the proportion of grammatical rules to be taught is relatively just little. It tends to be taught inductively, that learners are provided with example and they figure out the rule or generalization from the examples.

4. Basic Principles for Grammar Teaching

There are two basic rules for teaching grammar

- a. The E factor : Efficiency, economy, ease, and efficacy

Scott Tormburry (1999: 25) stated that Efficiency dealing with grammar activity need lot of materials and resources but the classroom time is limited and the teacher should think creative to make the time be efficient. There are three aspects to make teaching learning process be efficient there are economy, ease, and efficacy.

Economy is a key factor in training of technical skill, in term of planning and resources. Planning is reserve to teacher preparation of the material and the media that will be used. Efficacy is the evaluation of the learning process, in this term is test and it can provide feedback to the teacher on the efficacy of the teaching learning process.

- b. The A factory : Appropriacy

Scott Tormburry (1999: 27) stated that in classroom activity must be evaluated not only according to criteria of efficiency, but also of appropriacy. Factors to consider when determining appropriacy include; the age of learners, their level, the learners interest, the available material land resources.

5. General Concept of Game

Since learning grammar is difficult and sometimes is boring for the students, teachers are expected to find the effective way to help students in learning second language. Game can help the students to revise language they learn. Games can stimulate them in an active way and urge them to take part in

the activities in which they have opportunities to express their participation in teaching learning process.

There are many advantages of using game in the classroom:

- a. They create a meaningful context for language use.
- b. They encourage students to interact and communicate.
- c. Games provide language practice in the various skill speaking, writing, listening and reading.
- d. Learning a language requires a great deal of effort. Game can help students to make and sustain the effort of learning.
- e. They are motivating and challenging.
- f. Games are a welcome break from the usual routine of the language class.

From the free encyclopedia state that a game is a structured or semi structured activity, usually undertake for enjoyment and sometimes also used an educational tool. Games are generally distinct. From work, which is usually carried out for remuneration, and from are, which is more concerned with the expression, of ideas.

6. The Definition of Matching Game

Matching is selection of subjects or clinical trials or other studies so that the different groups are similar in selected characteristics.

Matching game is one of technique that uses research teaching learning process. The use of matching game has good implication. Matching game is very simple but very effective way to study a particular topic. Stimulate students for

learning the topic. Make the students be more interest and enjoyable in teaching learning process.

7. Games in the Teaching learning Process

As we know that games are enjoyable way to help students learning grammar or another aspect of a language there is no reasons to refuse using game in the class. However, the teacher must choose the game carefully, keeping in mind the interests and needs of the learners games can provide a valuable learning interest and needs of the learner game can provide a valuable learning experience in which the children practice and revise language in meaningful way.

8. General Concept of Question Tag

a. The definition of Question Tag

A question tag is mini that often put on the end of a sentence in spoken English. Question tag is short addition to sentences used to ask for agreement and confirmation of something they are not sure. These are formed by auxiliary verbs plus personal pronouns. After affirmative statement, we use an ordinary interrogative tag; after a negative statement, we use a positive interrogative tag. in question tag use an auxiliary verb (have/as/will etc.) and use do/does/did for the present and past simple. Normally we use negative question tag after a positive sentence.

According to Azar Betty Schramper (1989) stated that question tag is a question added at the end of a sentence, speaker use question tag chiefly to make sure their information is correct or to seek agreement.

Question tag is the small question that often comes at the end of sentences in speech, and sometimes in informal writing. Also states that question tag has various forms, meaning, and uses.

Question tag are questions formed by adding a tag consisting of finite subject (combined with positive or negative polarity) to an other wise declarative mood clause.

The tag usually has different polarity from the rest of the clause. Such question normally expect that the information will be confirmed. If the tag is combined with falling intonation, this expectation is even stronger than if it is combined with rising intonation.

Murphy (1994), Note that there is an exception to the rule that tag picks up the finite form of the main clause. This is when the finite is am. The negative tag is not amn't I, as one might expect, but aren't I.

Normally we use negative question tag after a positive sentence.

Form: auxiliary verb + subject

1. If the auxiliary verb in the sentence is positive, the tag is negative.

You are Spanish, **aren't you?**

2. If the auxiliary verb in the sentence is negative, the tag is positive.

You are not Spanish, **aren't you?**

3. If there is no auxiliary verb in the sentence, we use do.

You live in Spanish, **don't you?**

Base on Longman Advanced Learner's Grammar, Question tags are the short questions which we often attach to the end of a sentence. That definition is

supported by Murphy (1994), Question tags are mini questions that we often put on the end of a sentence in spoken English.

b. The uses of Question Tag

The use of the Question tag that if the main clause is negative, the tag is affirmative, If the main clause is affirmative, the tag is negative. Do not change the tense. Use the same subject in the main clause and the tag. The tag must always contain the subject form at the pronoun. The statement containing word such as neither no (adjective), none, no one, nobody, nothing, hardly, ever, seldom, are treated as negative statement and followed by an ordinary interrogative tag.

The basic structure of question tag is stated as follows:

(+) positive statement	(-) negative tag?
Snow is white,	Isn't it?
(-) negative statement	(+) positive tag?
You don't like me,	Do you?

Sentence using question tag should have the main clause separated from the tag by a coma. The sentence will always end with a question mark. We have to use the same auxiliary verb as in the main clause. If there is no auxiliary, use do, does, or did.

c. Teaching Question Tag Using Matching Game

Matching game is a game using flash card that consists of two kinds of cards that is question card and answer card, The students have to match the answer card to the students in question card based on the changing verb and tenses, matching game built the positive interdependence when students are working together in determining their partner. They also care for their friends learning. In the activity of finding the correct partner, it shows the individual accountability whereby each students is responsible for finding the correct answer, the researcher wants using this technique to improve students ability in question tag.

Teacher uses flash card as the media in teaching matching game, the flash card contains of question and answer, students are required to match the card between question and answer incorrect form.

Based on Education Association as cited by Asnawir and Usman (2002) state that “media are things which can be manipulated, seen, heard, read, or spoken together their instrument that can be used well in teaching learning activity and can affect the effectiveness of instructional program”. Media enable students to acquire knowledge, skill, science, and attitude easily.

Kasihani (2007) state that teaching media can be various forms. It can be classified in there kinds, they are:

- a) Visual aids; it is media that can be seen such as pictures, flashcard or card short, newspaper, realia, map, etc.

- b) Audio aids; it is teaching media that can be heard such as radio, music or song, tape, cassette, MP3 player, CD, etc.
- c) Audio Visual aids; it is teaching media that can be seen and can be heard such as video clips, films, TV news, VCD, TV, etc.

According to the explanation above, the researcher concluded that using flash card in teaching matching game can be classified as visual aids.



CHAPTER III

RESEARCH METHODOLOGY

A. Research Method

The design of research that was used by the researcher in this study was classroom action research. According to Arikunto (2013: 130), classroom action research was a preciseness of activity that was accidentally appeared and happened in a classroom. Classroom action research actually was not complicated. The teacher just did accidentally, and then the result was observed precisely.

Parsons and Brown (2002) stated that action research was a form of investigation designed for use by teachers to attempt to solve problems and improve professional practices in their own classrooms. It involved systematic observations and data collection which could be then used by the practitioner-researcher in reflection, decision-making and the development of more effective classroom strategies.

Miller (2007) stated that action research was a natural part of teaching. The teachers were continually observing students, collecting data and changing practices to improve students' learning and the classroom and the school environment. Action research provided a framework that guided the energies of teachers towards a better understanding of why, when, and how students became better learners.

Another opinion from Calhoun (1994) stated that action research was a fancy way of saying let's study, what's happening at our school and decided how to make it a better place.

B. *Research Design*

There are many kinds of research design in conducting a research. A research method used in this study is classroom action research. This research was conducted in the classroom. The researcher tended to conduct a classroom action research of Senior high school at Phattanasart Foundation School to investigate their improvement as the result of learning question tag through matching game.

A Classroom action research is in a group of activity and a piece of descriptive research carried out by a teacher in his or her own classroom. Teacher usually uses classroom action research when they find some problems such as the students have not achieved the target they expected during teaching and learning process.

From definition above, the researcher concludes that classroom action research is an action in a research, which can be done by the teacher, researcher, and the teacher with his or her colleague. This involves a group of students to improve learning and teaching-learning process or to enhance the students, understanding of the lesson.

There are four steps in classroom action research, they are: planning (identify a problem), action (collect data), observing (analyze and interpret data),

reflecting (develop an action). All aspects are made a cycle, as stated by Kemmis and Mc Taggart in Dirwan Bin Latola (2015) as following :

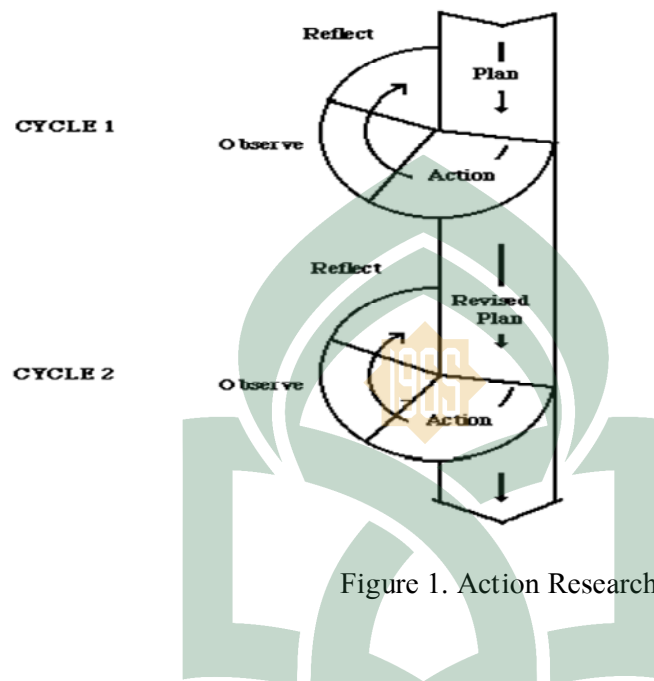


Figure 1. Action Research

Based on the model above, there was basic cycle of activities. The step of this research could be illustrated as follows:

1. Planning

In this stage, the researcher planned the research which was included the method in the first cycle of the research, the materials and all instruments that the researcher needed.

2. Acting

This section discusses about the steps and activities that would be taken by the researcher.

3. Observing

The activities were observed and recorded on the observational checklist. This kind of observation was to see the improvement of the question tag and the students' activeness towards the using of the matching game.

4. Reflecting

After observation process is done, the researcher and the teacher made a reflection to evaluate teaching learning process and the improvement of students' understanding on question tag using matching game.

C. Research Subject

This research was conducted in Phattanasart foundation school, Songkhla, Thailand. The research subject was the students of senior high school of the academic year of 2016/2017 that were consisted of 39 students.

The researcher chose the class because the students of the class had many problems in grammar. It had been proven when the researcher conducting the class as his teaching practice class. Besides the teacher of the class still used a conventional way to teach grammar, the way of the teacher in teaching grammar was only lecturing the student. The researcher decided to apply his media namely the use of matching game to be implemented in the class.

D. Research Participant

In conducting this research, the researcher involved English teacher as the collaborator or observer. In the other words, when the researcher would implement the method and teach the students by using the matching game in teaching grammar. The subject of this research is the students of Senior high

school. They are the students of Phattanasart Foundation School, Songkhla, Thailand. Based on the research interview, there are 39 students in the class, covering 17 boys and 22 girls.

E. *Research Target*

This research was conducted until the minimum target of the research was achieved. The minimum target of the researcher was 70 scores of the last cycle after implementing the matching game. This score was the minimum score which was implemented by the related school.

This research was stopped after reaching the minimum target of the research by the student after implementing the use matching game in cycles, and it was considered successful.

F. *Research Time*

This research was conducted in three cycles. Each cycle consists of three meetings. This research was scheduled as follows:

UNIVERSITAS ISLAM NEGERI

Table I. The Schedule of the Research

No.	Task Description	Time/Week			
		I	II	III	IV
1	Getting the permission to have a research of the school and then observing the condition of the school				On this week (December 28, 2016)
2	Conducting the pre-cycle test		On this week (January 9, 2017)		
3	Conducting the cycle I		On this week (12,13		

			and 16 of January, 2017)		
4	Conducting the cycle II			On this week (19, 20 and 23 of January, 2017)	
5	Conducting the cycle III				On this week (26, 27 and 30 of January, 2017)

G. *Research Instrument*

According to Arikunto (2013: 203), research instrument is a device that is used by the researcher while collecting data to make his/her work become easier and to get better result, complete and systematic in order to make the data easy to be processed. The instrument could be in form of questionnaire, observation list, test, et cetera. In this study the researcher used observational check-list, test.

1. Observational Check-list

According David Nunan state classroom observation is an observation that focused on the understanding of how social even of the language classroom are enacted.

Collection data through observation was preparing checklist of some sort to facilitate observations. In this classroom observation, the researcher used the

object of students activities in English classroom of investigate and used the observation checklist to get the data or monitoring students condition happened in the teaching and learning process. Such as students' attitude and students' respond. It was given to know the students improvement in learning process, especially learning question tag. Observation check list was used to make the observation process easier, the aspect that observed and concern to teacher explanation, paying attention, responding to question, asking question and accomplishing the task.

Observation was carried out four times: pre cycle, cycle I, cycle II, and cycle III. The observation checklist used in this study is as follows:

Form of observation checklist:

No	Indicators	Yes	No
1	Paying attention		
2	Asking question		
3	Responding to the questions		
4	Accomplishing task		

(Adapted from Nurfatimah: 2010)

2. Test

Test is important part of every teaching and learning experience. Test is an instrument or procedure designed to elicit performance from learners with the purpose of measuring their attainment of specified criteria. Test of grammar is used to measure the students' ability to manipulate structure and to distinguish

appropriate grammatical form from inappropriate ones. Both testing and teaching are so closely interrelated that it is virtually impossible to work in either field without being constantly concerned with the other.

A test is a method for collecting data by using question. According to Arikunto (2006) that a test is many questions or exercises or other apparatus that is used to measure skill knowledge, intelligence, ability or aptitude of individual or group.

Learners do test in other to demonstrate, to themselves and to the teacher, how well they have mastered the material they have been learning. The main objective of test within a taught course is to provide feedback, without which neither teacher nor learner would be able to progress very far. We have to know where we are in other to know where go to next.

The test is question tag test which consists of 20 numbers: 10 numbers for multiple choices, 10 numbers for filling in the blank.

H. *Data Collection Procedures*

Classroom action research is the procedure of the classroom activities. The steps of this research were arranged in four phases, those are: pre cycle, cycle I, cycle II, and cycle III. There were four activities that should be done in one cycle. Its steps in this kind of research were using some cycle and it was implemented to improve students' spirit to solve their problems. The four components consisted of planning, acting, observing, and reflecting.

Pre test as the first activity before the teacher did the teaching learning activities. In this activity the teacher used conventional method to teach

students. The teacher explain question tag and the usage. Then, the teacher gave example of using question tag. After that the teacher gave test to the students about question tag.

The teacher used matching game technique to teach question tag. The topic about sentence of question tag.

The procedures are as follows:

a. Planning

- 1) Prepare the media related the material
- 2) Prepare the teaching material
- 3) Make a lesson plan
- 4) Prepare observation checklist
- 5) Prepare the students attendance list
- 6) Prepare the material for test

b. Action

- 1) The teacher introduces the material
- 2) Teacher introduces the matching game technique to teach question tag
- 3) Teacher gives an example how to use matching game technique
- 4) Play the matching game technique using paper as follows:
 - a) Teacher introduces the idea of question tag by asking students questions using information that teacher already know about them.
 - b) Teacher explains the usage of question tag to students and when they are more preferable than direct questions.

- c) Divide students into groups of 5-6 and have them complete the gap fill exercise.
- d) Correct the sentence matching as a class.

c. Observation

The observation on the students was to check.

- 1) The students activity using matching game
- 2) The students response during teaching and learning process
- 3) The students improvements understanding material

d. Reflection

After the researcher has accomplish analyzing the observation, the researcher will plan the next cycle. If the researcher find the problems in the first cycle, the researcher will try to solve the problem in the next cycle.

- 1) Evaluation the activities that have been done
- 2) Analyze the data to repair the next cycle
- 3) Make a temporarily conclusion for classroom research

I. ***Data Analysis Technique***

This study used statistical analysis to find out the improvement of students' understanding on question tag.

1. Analyzing observation check list

The researcher gave check in the observation check list, and then it was analyzed by calculating the percentage from the check list as the pattern below:

$$\frac{\text{Sum of checklist}}{\text{Amount of students}} \times 100\%$$

2. Analyzing Test

a. Measuring the students individual ability

After giving the treatment the researcher gave test to students. The result of the test was analyzed by using percentage scoring as following formula:

$$\text{Score} = \frac{\text{Students correct answer}}{\text{Total number of items}} \times 100\%$$

The frequency of correct answer was divided by total number respondent and multiplied by 100% the formula is:

$$P = \frac{f}{n} \times 100$$

P = the percentage of frequency

f = frequency of students' score

n = the total number of students

After giving percentage of the correct answer, the researcher gave five letters: A, B, C, D, and E to classifying the grade of students' score level as following:

Table II. Level of achievement

The percentage of correct answer	Grade	level
90% - 100%	A = excellent	Outstanding
70% - 89%	B = good	Above average
60% - 69%	C = fair	Satisfactory
50% - 59%	D = less	Below average
0% - 49%	E = poor	Insufficient

b. Measuring the mean,

After calculating the percentage of students score, the researcher calculated the mean in the arithmetical average that was obtained by adding the sum offset score and dividing the number of the students.

The following formula is:

$$\overline{X} = \frac{x}{n}$$

\overline{X} = the mean

x = the sum offset score

n = the number of the students

From the result of these formulas the researcher analyzed the score of the test and the result from observation check list to find out the improvement students' understanding on question tag using matching game.

CHAPTER IV

FINDINGS AND DISCUSSION

This chapter explains findings of the research. The researcher shows all data which were collected during the research, and also compares the preliminary test and achievement test.

A. Findings

This study was on the implementation of matching game to improve students' understanding on question tag. It was conducted through a classroom action research which consisted of several activities.

1. The implementation of matching game to improve students' understanding on question tag.

a. Pre cycle

The teaching process in pre cycle was done on Monday, 9th of January 2017. There were 39 students as participant. Before conducting the research, the researcher gave the pre-test. The purpose was to know how far the students are able to speak English by using question tag. In this first activity, Used conventional way in teaching question tag. In this activity the researcher conducted at the beginning of the research. First, the researcher asked the students about their activity. From the students' answer the researcher explained about question tag. From the observation found some facts those happen in the classroom during teaching process. Grammar is difficult, that makes students

bored most of students didn't paying attention to the researcher explanation and got difficulty to understand the material.

The researcher got the idea to make the students interested in learning grammar. The researcher implemented matching game to improve students' understanding on question tag. After that, the researcher gave the test to check their understanding on question tag. The test contain of 20 numbers of question. The researcher gave 30 minutes to do it. The purpose of the test was to measure the students' achievement before given action. After giving the test the researcher intended to use matching game to make students more enjoy to study grammar.

b. Cycle I

1) Planning

This cycle was done for three meetings included the preliminary test. It was started on Thursday, 12th of January 2017 to Monday, 16th of January 2017 at Phattanasart foundation school. In this step the researcher prepared all the materials which were needed in the first cycle included all the matching game, which were going to be used, the lesson plans that had been taken as guidance in the activity and also the observation checklist to observe the activeness of the students in the class.

2) Acting

a. First Meeting

Due to the schedule of English in the class, the researcher started on Thursday, 12th of January 2017. In this meeting the researcher started by

introducing himself as a researcher and explained the aim of the research which was going to be applied. After that, the researcher checked the students' attendance list, and at this time no was student absent. .

Before the researcher started the lesson, the researcher gave students the model of a question tag. Researcher also explained about the matching game. The first activity the researcher asked the students about their activities. By the students answer, the researcher wrote the students answer on the write board and explained the material by the example of the students' answer. The researcher explained the pattern of question tag and applied some example.

b. Second Meeting

Due to the schedule of English in the class, the researcher started on Friday, 13th of January 2017. The researcher told the students that in this teaching learning process the researcher would apply matching game to teaching question tag. The students seem curiosity about it. Then the researcher divide the students into 6 group consist of 6and 7 students. These groups were divided last meeting. The researcher distributed cards to each group and explained the procedure of playing matching game. Then the students started to play matching game. Students must cooperative to be the winner. The group who finished the card got the same value called out match. Most of students were to be more active.

c. Third Meeting

Due to the schedule of English in the class, the researcher started on Monday, 16th of January 2017. After giving the treatment trough matching game,

the researcher gave the test for students consist of 20 numbers, 10 numbers for multiple choice and 10 numbers for fill in the blank.

3) Observing

The researcher observed students' in learning process in the class by using observation instrument. For about 30 minute the researcher observed the students' condition when they played matching game. From the first observation, some of group could not operation with their friends. There were some of students still confused about the question tag. But students were enthusiastic during the game process.

4) Reflecting

After students played matching game, the researcher discussed the result of the observation when the game were running and also making reflection to next cycle. In this cycle there were students still confused to give answers the sentences in tag question. When they were playing matching game some of them could not cooperative with their group.

c. Cycle II

1) Planning

This cycle was done for three meetings included the preliminary test. It was started on Thursday, 19th of January 2017 to 23rd of January 2017. In this step the researcher used media and gave some question related to the material. The researcher prepared the flashcards.

In this activity, the researcher prepared the instructional tool for the teaching learning process.

2) Acting

a. First Meeting

The first meeting was conducted on 19th of January 2017. The researcher divided students into 6 groups. The first activity started by greeting. Then, the researcher asked to the students what the question tag to the sentence. Then, asked students to change the sentence to be negative and also made the tag question about it. The researcher also gave other sentences to the students and asked the students about the question tag.

b. Second Meeting

In this meeting was conducted on 20th of January 2017. The researcher distributed cards for each group and stuck the card on the white board. The card must same value. There were students asked about the meaning of the word. The researcher asked the students to look dictionary. Then, they matched the card with the same value of the sentences. Students did not to find any difficulties when play matching game.

c. Third Meeting

In this meeting was conducted on 23rd of January 2017. After giving the treatment trough matching game, the researcher gave the test for students consist of 20 numbers, 10 numbers for multiple choice and 10 numbers for fill in the blank.

3) Observing

The researcher observed students' in learning process in the class by using observation instrument. In this cycle, students' showed their enthusiasm and

looked fun. Students pay attention to the teacher explanation. There were students asked the researcher related to the procedure of playing matching game and the material. The students in this cycle showed their cooperation each other.

4) Reflecting

The researcher discussed about teaching learning process that have be done to find the weakness and how to fix it in the next cycle and made reflection to the next cycle. In this cycle students still confused to create sentences in verb, confused to analyze present and past tense. So the researcher decided to do the next cycle.

d. Cycle III

1) Planning

This cycle was conducted on 26th of January 2017 to 30rd of January 2017. In this step was done based on the last cycle. Students' still confused to different between present verb and past verb. So, the researcher tried to give explanation more on it.

2) Acting

a. First Meeting

The first meeting was conducted on 26th of January 2017. In this cycle the researcher entered to the class and greeted the students, they responded the researcher greeted, and then the researcher check the students' attendance list and at this time no was student absent.

Before the researcher started the lesson, the researcher giving them some question related to the material was given in the previous meeting. The

researcher reviewed the explanation about question tag. And explained the students little about question tag pattern just to make students more understood. And also gave other example to make sure they got more understanding on question tag.

b. Second Meeting

The second meeting was conducted on 30th of January 2017. After giving the treatment through matching game, the researcher gave the test for students consist of 20 numbers, 10 numbers for multiple choice and 10 numbers for fill in the blank.

3) Observing

In this cycle, Students' were enthusiasm to play matching game. It was make students noise. In this activity students got better than last cycle. Students' were also more accurate to match the cards in same value.

4) Reflecting

In this cycle, the students' improvement on understanding question tag was more significant. It could be seen from the average improvement score of the test and their enthusiastic in learning process. Finally the researcher concluded that the students understood on question tag more significantly after being given treatment using matching game since the first cycle until the third cycle.

2. The improvement of students' understanding on question tag by using matching game.

1. Students' score of the pre cycle

After conducting the test, the researcher gave score. The maximum score was 20. Then, after finding the result of the students' test score, the researcher went to analyze the score by using percentage of scoring as follow:

$$\text{Score} = \frac{\text{Students correct answer}}{\text{Total number of items}} \times 100\%$$

By using the percentage of score above the researcher had purpose to get the percentage of correct answer to analyze the students' score. Then the researcher used five letters: A, B, C, D and E. to classify the grade of students' score level as presented on the table below.

The test result of pre cycle can be seen in the table below:

Table III. The result of percentage in the pre cycle as follow:

Students code	Score	Percentage	Letter score	Category
1.	3	30%	E	Poor
2.	5.5	55%	D	Less
3.	5.5	55%	D	Less
4.	4.5	45%	E	Poor
5.	4.5	45%	E	Poor
6.	4	40%	E	Poor
7.	4.5	45%	E	Poor
8.	4.5	45%	E	Poor
9.	4	40%	E	Poor
10.	4	40%	E	Poor
11.	4	40%	E	Poor
12.	4	40%	E	Poor

13.	4.5	45%	E	Poor
14.	3.5	35%	E	Poor
15.	4.5	45%	E	Poor
16.	5	50%	D	Less
17.	4.5	45%	E	Poor
18.	5.5	55%	D	Less
19.	4	40%	E	Poor
20.	5.5	55%	D	Less
21.	4	40%	E	Poor
22.	3.5	35%	E	Poor
23.	4	40%	E	Poor
24.	5.5	55%	D	Less
25.	4.5	45%	E	Poor
26.	4	40%	E	Poor
27.	4	40%	E	Poor
28.	3.5	35%	E	Poor
29.	4.5	45%	E	Poor
30.	4	40%	E	Poor
31.	4	40%	E	Poor
32.	4.5	45%	E	Poor
33.	5	50%	D	Less
34.	5.5	55%	D	Less
35.	3.5	35%	E	Poor
36.	5	50%	D	Less
37.	5.5	55%	D	Less
38.	5	50%	D	Less
39.	6	60%	C	Fair

After that, the researcher determined the frequency of students' ability; it aimed to give classification to their ability. The frequency of level percentage is divided by the total of respondent and multiplied by the formula was:

$$P = \frac{f}{n} \times 100\%$$

P = the percentage of frequency

f = frequency of students' score

n = the total of students

The category of students' ability and their percentage can be seen using the formula.

The computation of the scoring of percentage as follow:

Table IV. The category of the students score and their percentage:

No	Interval	Frequency	Percentage	Category
1.	90% - 100%	-	-	-
2.	70% - 89%	-	-	-
3.	60% - 69%	1	3%	Fair
4.	50% - 59%	11	28%	Less
5.	0% - 49%	27	69%	Poor
		39	100%	

From the data above, it could be classified that 3% or 1 student got fair mark, 28% or 11 students got less mark, 69% or 27 students got poor mark.

After calculating the percentage of students score, the researcher calculated the mean to measure the improvement of students' score in every cycle. To know the mean of the students' score in pre cycle using this formula is as follows:

$$X = \frac{f}{n} \times 100\%$$

X = the mean

f = the sum offset score

n = the number of the students

The computation of the average of the score is as follow:

$$X = \frac{f}{n} \times 100\%$$

$$X = \frac{174.5}{39}$$

$$= 4.47$$

$$\text{Mean} = 4.47$$

From the data above, it showed that the average of the students score in pre cycle is 4.47. it means that the result was low. The researcher decided to use another technique to make students interested in the teaching learning process in order to improve students' understanding on question tag. The researcher decided to use matching game as teaching technique, and use card as media to facilitate the teaching learning process.

2. Students score of the first cycle

The result of the first cycle can be seen in the table below:

Table V. The result of the first cycle are as follow:

Students code	Score	Percentage	Letter score	Category
1.	3	30%	E	Poor
2.	6.5	65%	C	Fair
3.	4	40%	E	Poor
4.	7	70%	B	Good
5.	5.5	55%	D	Less
6.	5	50%	D	Less
7.	5.5	55%	D	Less
8.	5	50%	D	Less
9.	3	30%	E	Poor
10.	4	40%	E	Poor
11.	6.5	65%	C	Fair
12.	4.5	45%	E	Poor
13.	4	40%	E	Poor
14.	5	50%	D	Less
15.	6	60%	C	Fair
16.	6	60%	C	Fair
17.	6.5	65%	C	Fair
18.	6	60%	C	Fair
19.	5.5	55%	D	Less
20.	6.5	65%	C	Fair
21.	6	60%	C	Fair
22.	5.5	55%	D	Less
23.	5.5	55%	D	Less
24.	6	60%	C	Fair
25.	5.5	55%	D	Less
26.	6	60%	C	Fair

27.	6	60%	C	Fair
28.	5	50%	D	Less
29.	6	60%	C	Fair
30.	5	50%	D	Less
31.	6	60%	C	Fair
32.	5.5	55%	D	Less
33.	6.5	65%	C	Fair
34.	6.5	65%	C	Fair
35.	7	70%	B	Good
36.	7	70%	B	Good
37.	5.5	55%	D	Less
38.	6	60%	C	Fair
39.	7	70%	B	Good

From the result of the test above, the researcher then classified the students' ability and their percentage using formula. The result of scoring percentage as follow:

Table VI. The category of the students score and their percentage

No	Interval	Frequency	Percentage	Category
1.	90% - 100%	-	-	-
2.	70% - 89%	4	11%	Good
3.	60% - 69%	16	41%	Fair
4.	50% - 59%	13	33%	Less
5.	0% - 49%	6	15%	Poor
		39	100%	

From the data above, it could be classified that 11% or 4 student got good mark, 41% or 16 student got fair mark, 33% or 13 students got less mark, 15% or 6 students got poor mark. After that, the researcher calculated the mean using the same formula with the previous research. The result of the mean of the first cycle is:

$$X = \frac{f}{n} \times 100\%$$

$$X = \frac{218.5}{39}$$

$$= 5.60$$

$$\text{Mean} = 5.60$$

The result of the mean was 5.60. It means that the students score in first cycle could be said successful, because the whole students get 5 of the achievement. But it was unsatisfied yet, because 13 students still got less mark and 6 students got poor mark, so the researcher had to continue to the next cycle.

3. Students score of the second cycle

The result of the test below:

Table VII. The result of percentage in the second cycle

Students code	Score	Percentage	Letter score	Category
1.	6.5	65%	C	Fair
2.	5.5	55%	D	Less
3.	5.5	55%	D	Less
4.	6.5	65%	C	Fair
5.	6.5	65%	C	Fair
6.	6	60%	C	Fair

7.	6.5	65%	C	Fair
8.	5.5	55%	D	Less
9.	6.5	65%	C	Fair
10.	7	70%	B	Good
11.	6.5	65%	C	Fair
12.	7	70%	B	Good
13.	7	70%	B	Good
14.	6.5	65%	C	Fair
15.	7	70%	B	Good
16.	7	70%	B	Good
17.	8	80%	B	Good
18.	7	70%	B	Good
19.	6	60%	C	Fair
20.	6.5	65%	C	Fair
21.	8	80%	B	Good
22.	7.5	75%	B	Good
23.	6.5	65%	C	Fair
24.	9	90%	A	Excellent
25.	7	70%	B	Good
26.	6.5	65%	C	Fair
27.	7	70%	B	Good
28.	6	60%	C	Fair
29.	6	60%	C	Fair
30.	5.5	55%	D	Less
31.	7	70%	B	Good
32.	6.5	65%	C	Fair
33.	7	70%	B	Good
34.	6	60%	C	Fair
35.	6.5	65%	C	Fair
36.	8	80%	B	Good

37.	6.5	65%	C	Fair
38.	7	70%	B	Good
39.	8	80%	B	Good

Then, the researcher calculated students' score based on the percentage formula to categorize their ability. The result of the scoring percentage as follow:

Table VIII. The category of the students score and their percentage

No	Interval	Frequency	Percentage	Category
1.	90% - 100%	1	3%	Excellent
2.	70% - 89%	16	41%	Good
3.	60% - 69%	18	46%	Fair
4.	50% - 59%	4	10%	Less
5.	0% - 49%	-		-
		39	100%	

From the data above, it could be classified that 3% or 1 student got excellent mark, 41% or 16 students got good mark, 46% or 18 student got fair mark, 10% or 4 students got less mark. After that, The researcher could calculate the mean of the score as follow:

$$X = \frac{f}{n} \times 100\%$$

$$X = \frac{262}{39}$$

$$= 6.71$$

$$\text{Mean} = 6.71$$

The result above showed us that the mean of the students test in second cycle was 6.71. The result of the second was better than the previous one. It means that there were improvements for the students' understanding on question tag.

4. Students score of the third cycle

The result of the test as follow:

Table IX. The result of percentage in third cycle

Students code	Score	Percentage	Letter score	Category
1.	6.5	65%	C	Fair
2.	8	80%	B	Good
3.	7.5	75%	B	Good
4.	7	70%	B	Good
5.	7.5	75%	B	Good
6.	8	80%	B	Good
7.	6	60%	C	Fair
8.	6.5	65%	C	Fair
9.	8	80%	B	Good
10.	8	80%	B	Good
11.	7.5	75%	B	Good
12.	7.5	75%	B	Good
13.	7.5	75%	B	Good
14.	8	80%	B	Good
15.	8	80%	B	Good
16.	7.5	75%	B	Good
17.	8.5	85%	B	Good
18.	8.5	85%	B	Good

19.	8	80%	B	Good
20.	8.5	85%	B	Good
21.	7.5	75%	B	Good
22.	7.5	75%	B	Good
23.	7.5	75%	B	Good
24.	8	80%	B	Good
25.	8	80%	B	Good
26.	7.5	75%	B	Good
27.	9	90%	A	Excellent
28.	5.5	60%	C	Fair
29.	6.5	65%	C	Fair
30.	7.5	75%	B	Good
31.	8	80%	B	Good
32.	7.5	75%	B	Good
33.	8.5	85%	B	Good
34.	8	80%	B	Good
35.	7	70%	B	Good
36.	8	80%	B	Good
37.	9	90%	A	Excellent
38.	7	70%	B	Good
39.	8	80%	B	Good

Then, the researcher calculated students score based on the percentage formula to categorize their ability. The result of the scoring percentage as follow:

Table X. The category of the students score and their percentage

No	Interval	Frequency	Percentage	Category
1.	90% - 100%	2	5%	Excellent

2.	70% - 89%	32	82%	Good
3.	60% - 69%	5	13%	Fair
4.	50% - 59%	-	-	-
5.	0% - 49%	-	-	-
		39	100%	

From the data above, it could be seen that 5% or 2 students got excellent mark, 82% or 32 students got good mark, 13% or 5 students got fair mark. After that, The researcher could calculate the mean of the score as follow:

$$X = \frac{f}{n} \times 100\%$$

$$X = \frac{298}{39}$$

$$= 7,64$$

Mean = 7.64

So the mean of the students third cycle score 7.64. It means the students score in this cycle could be categorized as successful because the result of the cycle was there were no students who got poor mark, so the researcher decided to stop in this cycle.

The result of the test from the first cycle until third cycle briefly can be seen in the table below:

Table XI. The result of test from the first cycle until third cycle as follow:

Students code	Pre - cycle	Cycle 1	Cycle 2	Cycle 3
1.	3	3	6.5	6.5
2.	5.5	6.5	5.5	8
3.	5.5	4	5.5	7.5
4.	4.5	7	6.5	7
5.	4.5	5.5	6.5	7.5
6.	4	5	6	8
7.	4.5	5.5	6.5	6
8.	4.5	5	5.5	6.5
9.	4	3	6.5	8
10.	4	4	7	8
11.	4	6.5	6.5	7.5
12.	4	4.5	7	7.5
13.	4.5	4	7	7.5
14.	3.5	5	6.5	8
15.	4.5	6	7	8
16.	5	6	7	7.5
17.	4.5	6.5	8	8.5
18.	5.5	6	7	8.5
19.	4	5.5	6	8
20.	5.5	6.5	6.5	8.5
21.	4	6	8	7.5
22.	3.5	5.5	7.5	7.5
23.	4	5.5	6.5	7.5
24.	5.5	6	9	8
25.	4.5	5.5	7	8
26.	4	6	6.5	7.5

27.	4	6	7	9
28.	3.5	5	6	6.0
29.	4.5	6	6	6.5
30.	4	5	5.5	7.5
31.	4	6	7	8
32.	4.5	5.5	6.5	7.5
33.	5	6.5	7	8.5
34.	5.5	6.5	6	8
35.	3.5	7	6.5	7
36.	5	7	8	8
37.	5.5	5.5	6.5	9
38.	5	6	7	7
39.	6	7	8	8
Sum	174.5	218.5	262	298
Average (Mean)	4.47	5.60	6.71	7.64

UNIVERSITAS ISLAM NEGERI
Table XII. The result of observation checklist from pre cycle until third cycle as follows:

No		Total of students			
		Pre cycle	Cycle1	Cycle 2	Cycle 3
1.	Paying attention	12	30	33	34
2.	Asking question	4	8	9	10
3.	Responding to question	8	11	13	13
4.	Accomplishing task	14	33	33	34

From the data above, it would be analyzed by calculating the percentage from the checklist as the pattern below:

$$\frac{\text{Sum of checklist}}{\text{Amount of students}} \times 100\%$$

Table XIII. The percentage as follows:

No		Total of students			
		Pre cycle	Cycle1	Cycle 2	Cycle 3
1.	Paying attention	30.7%	76.9%	84.6%	87.1%
2.	Asking question	10.2%	20.5%	23.1%	25.6%
3.	Responding to question	20.5%	28.2%	33.3%	33.3%
4.	Accomplishing task	35.9%	84.6%	84.6%	87.1%

From the table above, the use of matching game in teaching question tag could help students to understand the material. So, this classroom action research in the implementation of matching game to improve students understanding on question tag at Senior high school of Phattansart Foundation School was success. It could be seen from the result of test and the observation checklist in every cycle.

B. Discussion

After the researcher implemented matching game in teaching learning question tag, got data. There were improvements from the students' understanding on question tag. Students were being enthusiastic in teaching and

learning process by using matching game. Most of students were active in responded to students or the teacher questions. Students also could distinguish past verb and present verb.

Those results are discussed based on the research problems and separated into some points as the following:

1. How is the implementation of matching game to improve students' understanding on question tag?

After implementation matching game in improving students' understanding on question tag, there was an improvement in every achievement test. The aspects that were measured were accuracy, fluency and comprehensibility. Through the result of this research it showed that the use of the matching game had positive effect in improving the students' grammar. These can be seen from the improvement of students' mean scores from 4.47 in the preliminary cycle test before using the matching game up to 5.60 in the first cycle. Classically the students' learning percentage improved. Even though in the first cycle it had not reached the target point, which was 75, the researcher directly conducted the second cycle with considering the reflection in advance. As the result the students' mean score in the second cycle improved to 6.71, and the result the students' mean score in the third cycle improved to 7.64 and it was indicated that the target point was reached.

2. How is the improvement of students' understanding on question tag by using matching?

According to the observational checklist, the students' activities in the teaching and learning process that were observed indicated the students' activeness in the use of matching game. The activities that were measured were the paying attention, asking question, responding to question and accomplishing task. Based on the data analyses, the researcher obtained the observation result that showed most of the students were actively participated in the use of the matching game in the teaching and learning process. In every meeting showed that the students participated actively by showing their activities through this research even though in the first two meetings particularly in the oral activities few of the students did not showed their performance as well as the others.

Most of the students felt that the matching game was the new thing for them in the teaching and learning activities. It was a new knowledge.

CHAPTER V

CONCLUSION AND SUGGESTION

A. Conclusion

The research conclusion is presented depending on the data that had been analyzed in the previous chapter. From all the data analyses about the use of matching game in teaching question tag at the eleventh grade students at Senior high school of Phattansart Foundation School, it can be concluded as below:

1. The researcher used interesting game, which is matching game in every cycle that appropriate of senior high school in order to make students interested in teaching learning question tag.
2. Motivate students to discuss in group, it also motivate students to discuss in group when they are assigned to identifying question tag from matching game.

This researcher shows us that the use of matching game in improving students' understanding on question tag can help the students to solve their problems. The test result indicated that the students varied in their understanding on question tag. After three cycles there was a significant improvement of students understanding on question tag in every test. Based on the calculation result after greeting all of the treatment using matching game, the students average score increase significant, the students' average score from pre cycle was 4.47, the first cycle was 5.60, the second cycle was 6.71, and the third

cycle was 7.64. It showed that the use of matching game could improve students understanding on question tag.

B. Suggestion

The results which were obtained from the research bring the following suggestions as below:

1. It is suggested for the teacher, to use the matching game as the educational media in teaching question tag.
2. For the next research, the researcher suggests that the use of the matching game can be applied in making the video conference in grammar with the other schools.



BIBLIOGRAPHY

- Arisa, Setianingsih. *The Use of Matching Game to Improve students' Understanding on Irregular verb of Simple Past Tense at the Eighth Grade Students of SMP Negeri 01 Mlonggo Jepara*. 2010.
- Asnawir, M. Usman. *Media Pembelajaran*. Jakarta: Ciputat Press. 2002.
- Azar, Betty Schramper. *Fundamentals of English Grammar*. New Jersey: United states of America. 1992.
- Azar, Betty Schramper. *Understanding and Using English Grammar*. New Jersey: United State of America. 1989.
- Betteridge, Andrew Wright David. *Games for Language Learning*. Cambridge university press. 2006.
- Calhoun, Emily F. *How to Use Action Research in the Self-Renewing School*. Alexandria, Va.: Association for Supervision and Curriculum Development. 1994.
- Dalton, Elizabeth. *Language Learning Games*. southern New Hampshire University. 2000.
- Diane, Larsen-Freema. *Technique and Principles In Language Teaching*. English Oxford University press. 1986.
- Dirwan, Latola. *Using the Peace Postcard in Teaching Speaking Dealing with Peace Education at the Eleventh Grade Students at Senior high School of Madani Alauddin Paopao*. Makassar. 2015.
- El-Shamy, Susan. *Training Game*. Canada. 2001.
- Fitratullah. *Using Alphabetic Game to Improve Students' Vocabulary*. 2004.
- Game for Language Learning*. 6th June 2000. Retrieved from: <http://www.teflgames.com/why.html>. Accessed 21th November 2016.
- Hadfield. *Intermediate Communication Game*. English: Longman. 1984.
- Importance of Language- Why learning a Second Language is Important*. 9th Mar 2016. Retrieved from: <http://www.importanceoflanguages.com>. Accessed 21st November 2016.
- Indriyati, Retto. *The Profile of Students Mastery of Tag Question (A Case Study of the Third Year Students of SLTP Institute Indonesia Semarang*. 2006.

- Jeffrey, Glanz. *Action research: An Educational Leader's to School Improvement*. USA. 1998.
- Kasihani. *English For Young Learner*. Jakarta: PT Bumi Aksara. 2007.
- Kelly, Anthony. *Decision Making Using Game Theory*. Cambridge university press. 2003. Kreidler, W. Charles. *Introducing English Semantics*. New York: British Library. 1998.
- Lynne, Cameron. *Teaching Language to Young Learners*. UK: Cambridge University Press. 2001.
- Mark Foley and Diane Hall. *Longman Advanced Learner's Grammar*. Longman: Pearson Education Limited. 2003.
- Miller, Christine A. 11th May 2007. *Action Research: Making Sense of Data*. Retrieved from: <http://www.coe.fau.edu/sfcel/sensdata.htm>. Accessed 10th August 2017.
- Murphy. *English Grammar in Use 2nd Edition* (Cambridge University Press). 1994.
- Nunan, David. *Research Methods In Language Learning*. Cambridge university press. 1992.
- Nurfatimah. *Using Snap to improve Students Understanding on Tag Question (A Classroom Action Research at the 9th Grade SMP Negeri 31 Semarang. 2010.*
- Oxford. *Oxford Learner's Pocket Dictionary*. New York: Oxford University Press. 2003.
- Parsons, Rick D. Brown K. S. *Educator as Reflective Practitioner and Action Researcher*. Belmont: Wadsworth/Thomson Learning. 2002.
- Penny Ur. *Grammar Practice Activities*. 2004.
- Question Tag*. 2016. Retrieved from: <http://www.englishclub.Com/Grammar/verbs-questions-tag.htm>. Accessed 28th November 2016.
- Raymond, Murphy. *English Grammar in Use 2nd Edition*. Cambridge: Cambridge University Press. 1994.
- Setianingsih. *The Use of Matching Game to Improve Students Understanding on Irregular Verb of Simple Past Tense*. 2010.
- Sugiyono. *Metode Penelitian Kuantitatif Kualitatif dan R&D*. Bandung. 2008.

- Suharsimi, Arikunto. *Penelitian Tindakan Kelas*. Jakarta: PT Bumi Aksara. 2008.
- Suharsimi, Arikunto. *Prosedur Penelitian Suatu Pendekatan Praktik*. Jakarta: PT Asdi Mahasatya. 2006.
- Suharsimi, Arikunto. *Prosedur Penelitian: Suatu Pendekatan Praktik*. Jakarta: Rineka Cipta. 2013.
- Sukardi. *Metodologi Penelitian Pendidikan*. Jakarta. 2006.
- Till, Lokaverkefni. *The Use of Game in The Language Classroom*. April 2010.
- Tornburry, Scott. *How to teach Grammar*, England: Pearson Education Limited. 1999.
- Wardhaugh. *What is Language*. 19th March 2008. Retrieved from: <http://www.Google.co.id/amp/s/fatchulkip.wordpress.com/what-is-language/amp>. Accessed 10th August 2017.

Appendix I.

The Students' Initial Name List

No.	Name	Sex
1.	KM	Male
2.	DL	Male
3.	TS	Male
4.	PY	Male
5.	P L	Male
6.	FB	Male
7.	MT	Male
8.	MR	Male
9.	RM	Male
10.	RJ	Male
11.	SM	Male
12.	AS	Male
13.	CS	Male
14.	AM	Male
15.	IB	Male
16.	AB	Male
17.	JS	Female

18.	SS	Female
19.	SB	Female
20.	SJ	Female
21.	NA	Female
22.	NJ	Female
23.	NM	Female
24.	NW	Female
25.	FS	Female
26.	FB	Female
27.	WM	Female
28.	SM	Female
29.	SH	Female
30.	AH	Female
31.	OL	Female
32.	HN	Female
33.	SM	Female
34.	SC	Female
35.	NM	Female
36.	RP	Female
37.	AM	Female
38.	I H	Male
39.	NY	Female

Appendix II.

The test of pre cycle:

A. Choose the correct question tag to complete each sentence.

1. We never sell a car,
 - a. did we?
 - b. didn't we?
 - c. do we?
 - d. does we?
2. They were late,
 - a. didn't they?
 - b. Were they?
 - c. Won't they?
 - d. Weren't they?
3. He speaks Chinese,
 - a. Isn't he?
 - b. Does he?
 - c. Didn't he?
 - d. Doesn't he?
4. He works hard,
 - a. Isn't he?
 - b. Don't he?
 - c. Doesn't he?
 - d. Does he?
5. Ann and Mary work,
 - a. Are they?
 - b. Do they?
 - c. Don't they?
 - d. Do Ann and Mary?
6. You don't like jazz,
 - a. Like you?
 - b. Don't you?
 - c. do you?
 - d. will you?
7. Susan is American,
 - a. Isn't she?
 - b. Does she?
 - c. can she?
 - d. is she?
8. They need help,
 - a. Doesn't they?
 - b. Need they?
 - c. need they?
 - d. don't they?
9. You smoke,
 - a. Smoke you?
 - b. Does you?
 - c. don't you?
 - d. are you?
10. We will eat soon,
 - a. Won't we?
 - b. Eat we?
 - c. do we?
 - d. will we?

B. Fill in the blank with the appropriate Question Tag

1. Helen and Sara went to London a week ago,?
2. I am all right,?
3. You haven't got a computer,?
4. Your bike is being repaired,?
5. A few students spoke English well,?
6. I could finish this later,?
7. By the end of the film we were all in tears,?
8. She'd gone to Jakarta before you arrived here,?
9. Let's sing together,?
10. They always get up early,?

Appendix III.

The test of cycle 1

A. Choose the correct answers to complete each sentence.

1. I don't think he can pass the exam,
 - a. do I
 - b. can't he?
 - c. can he?
 - d. don't I?
2. Let's read magazines,
 - a. shall we?
 - b. will you?
 - c. won't you?
 - d. do we?
3. One can't be too careful,
 - a. can one ?
 - b. can't one?
 - c. can he?
 - d. can't he?
4. I am older than you,
 - a. am not I?
 - b. aren't I?
 - c. am I?
 - d. are I?
5. We saw no one we know,
 - a. didn't we?
 - b. did we?
 - c. didn't they?
 - d. didn't one?
6. There are 7 days in a week,
 - a. are there?
 - b. aren't they?
 - c. aren't there?
 - d. are they?
7. We can speak English,
 - a. we can't?
 - b. can we?
 - c. can't we?
 - d. we speak?
8. Open your book,
 - a. can't you?
 - b. will not you?
 - c. will your?
 - d. will you?
9. You eat a lot of orange,
 - a. don't you?
 - b. did you?
 - c. do you?
 - d. don't you?
10. Your friend has come back,
 - a. has he?
 - b. hasn't he?
 - c. have he?
 - d. haven't he?

B. Fill in the blank with the appropriate Question tag

1. John does not write her name,?
2. My car needs cleaning every morning,?
3. I am a teacher by profession,?
4. Please come and see me at home tomorrow,?
5. We have our lunch at school every day,?
6. These are my belongings,?
7. This is my table,?
8. Let's go for a walk this evening,?
9. Stop smoking in the bus,?
10. He is not a doctor to do here,?



Appendix IV.

The test of cycle 2

A. Choose the correct answers to complete each sentence.

1. She won't believe this story,
 a. is she ?
 b. will she ?
 c. won't she ?
 d. does she?
2. He played well yesterday,
 a. didn't he?
 b. isn't it?
 c. had he?
 d. doesn't he?
3. He won't be late,
 a. don't he ?
 b. isn't he ?
 c. doesn't he?
 d. will he?
4. She's been very kind ,
 a. doesn't she?
 b. hasn't she?
 c. isn't she?
 d. wasn't she?
5. You do have sugar in your coffee,
 a. haven't you?
 b. don't you?
 c. aren't you?
 d. isn't you?
6. You haven't been to Italy,
 a. haven't you?
 b. you haven't?
 c. you have?
 d. have you?
7. It rained all day yesterday,
 a. didn't it?
 b. isn't it?
 c. it didn't?
 d. didn't they?
8. He isn't strong,
 a. does he?
 b. doesn't he?
 c. is he?
 d. did he?
9. He sings well,
 a. don't he?
 b. doesn't he?
 c. is he?
 d. isn't he?
10. Dang cried yesterday,
 a. didn't he?
 b. did he?
 c. is he?
 d. isn't he?

B. Fill in the blank with the appropriate Question tag

1. Jennifer is Canadian, ?
2. Dick isn't Canadian,?
3. Pencils aren't made of iron,?
4. Car races are very exciting ,?
5. It's a good track,?
6. This pencil is made of wood,?
7. Apples are expensive here,?
8. Banana aren't expensive,?
9. Jim has just got a letter from his mother,?
10. It's difficult for the drivers,?



Appendix V.

The test of cycle 3

A. Choose the correct answers to complete each sentence.

1. He saw that,
 a. is he?
 b. won't he ?
 c. didn't he ?
 d. doesn't he?
2. You know that right,
 a. don't you?
 b. wouldn't you?
 c. would you?
 d. didn't you?
3. He will be coming,
 a. is he?
 b. did he?
 c. doesn't he?
 d. won't he?
4. The meeting starts at nine,
 a. don't the meeting?
 b. doesn't the meeting?
 c. doesn't it?
 d. isn't it?
5. You don't like to be scolded,
 a. did you?
 b. do you?
 c. won't you?
 d. are you?
6. You wouldn't report me,
 a. would you?
 b. did you?
 c. have you?
 d. do you?
7. He isn't going to do like this,
 a. didn't he?
 b. did he?
 c. is he?
 d. will he?
8. You can't come to my party,
 a. don't you?
 b. have you?
 c. can you?
 d. didn't you?
9. You want him to be here,
 a. don't you?
 b. do you?
 c. haven't you?
 d. didn't you?
10. I am going to mend my book,
 a. am I?
 b. am not I?
 c. don't I?
 d. aren't I ?

B. Fill in the blank with the appropriate Question tag

1. Mr. Brown used to live in Thailand, ?
2. The children aren't allowed to play cards,?
3. I needn't say anything about that,?
4. He shouldn't put so much sugar in the noodles,?
5. They will have plenty of time to do it,?
6. The students should go over the lesson every week,?
7. Look over each sentence carefully,?
8. Tony wears glasses,?
9. She has a lot of friends,?
10. She can do this work,?



ANSWER KEY

Pre Cycle

A.

- | | |
|------|-------|
| 1. C | 6. C |
| 2. D | 7. A |
| 3. D | 8. D |
| 4. C | 9. C |
| 5. C | 10. A |

B.

- | | |
|------------------|------------------|
| 1. didn't they ? | 6. Couldn't I ? |
| 2. aren't I ? | 7. Weren't you ? |
| 3. have you ? | 8. Hadn't she ? |
| 4. isn't it ? | 9. Shall we ? |
| 5. didn't they ? | 10. Don't they ? |

ANSWER KEY

Cycle 1

A.

- | | |
|------|-------|
| 1. C | 6. C |
| 2. A | 7. C |
| 3. A | 8. D |
| 4. B | 9. A |
| 5. B | 10. B |

B.

- | | |
|-----------------|------------------|
| 1. does he ? | 6. Aren't they ? |
| 2. doesn't it ? | 7. Isn't it ? |
| 3. aren't I ? | 8. Shall we ? |
| 4. will you ? | 9. Will you? |
| 5. don't we ? | 10. Is he ? |

ANSWER KEY

Cycle 2

A.

- | | |
|------|-------|
| 1. B | 6. D |
| 2. A | 7. A |
| 3. D | 8. C |
| 4. B | 9. B |
| 5. B | 10. A |

B.

- | | |
|------------------|-----------------|
| 1. isn't she ? | 6. Isn't it ? |
| 2. is he ? | 7. Aren't they? |
| 3. are they ? | 8. Are they ? |
| 4. aren't they ? | 9. Hasn't he? |
| 5. isn't it ? | 10. Isn't it ? |

ANSWER KEY**Cycle 3****A.**

- | | |
|------|-------|
| 1. C | 6. A |
| 2. A | 7. C |
| 3. D | 8. C |
| 4. C | 9. A |
| 5. B | 10. D |

B.

- | | |
|-----------------|---------------------|
| 1. Didn't he ? | 6. Shouldn't they ? |
| 2. are they ? | 7. Will you ? |
| 3. need i ? | 8. Doesn't he ? |
| 4. should be? | 9. Hasn't she? |
| 5. won't they ? | 10. Can't she ? |

Appendix VI.

OBSERVATION CHECKLIST

Pre cycle

No	Name	A	B	C	D
1.	Kachen Manmin				
2.	Dulyawat Latch			✓	✓
3.	Tanakorn Singsaro				
4.	Pasert Yeekoh	✓	✓		
5.	Parinkorn Lahmood	✓			
6.	Fatin Binyamae				✓
7.	Muhammadsuklee teeyoh				
8.	Muhammadalee Rohemman				
9.	Rachen Manthat				✓
10.	Rissawan Jindewa	✓			
11.	Sarayut Mad-a-hin				
12.	Anuwat Sriwises				✓
13.	Chaowanon Saclasoh				
14.	Abdussalam Moddsem				
15.	Imron Benmadni				
16.	Apisit Benlah				
17.	Jantamat Suwisan	✓			✓
18.	Sakaoducan Surasit	✓		✓	
19.	Sanya Bensoh				✓
20.	Suroiya Jomsuriya	✓		✓	

21.	Nana Auahawiriya		✓		✓
22.	Noppakeb Jansiri			✓	✓
23.	Nusita Miloh	✓		✓	
24.	Nurma Wanparat			✓	✓
25.	Fatimah Samat			✓	
26.	Fareeda Bil-a-lee	✓			
27.	Wilasinee Mantohheem				✓
28.	Sirita Muhammad		✓	✓	
29.	Saodah Hemman				
30.	Anusaree Habyusoh	✓			✓
31.	Oraya Lahtimah				✓
32.	Husana Nijaren	✓			
33.	Sofia Meena	✓			
34.	Salinee Chayre				
35.	Naarm Moteh		✓		
36.	Rosna Pitakkhumpol				
37.	Anita Mahamasulong				
38.	Isran Hadam				
39.	Nurecyah Yusoh	✓			

Note:

A : Paying attention

B : Asking question

C : Responding to question

D : Accomplishing task

Appendix VII.

OBSERVATION CHECKLIST

Cycle 1

No	Name	A	B	C	D
1.	Kachen Manmin				
2.	Dulyawat Latch	✓		✓	✓
3.	Tanakorn Singsaro	✓			
4.	Pasert Yeekoh	✓	✓		✓
5.	Parinkorn Lahmood	✓			✓
6.	Fatin Binyamae				✓
7.	Muhammadsuklee teeyoh				✓
8.	Muhammadalee Rohemman				✓
9.	Rachen Manthat			✓	
10.	Rissawan Jindewa	✓			
11.	Sarayut Mad-a-hin	✓		✓	✓
12.	Anuwat Sriwises		✓		✓
13.	Chaowanon Saclasoh	✓			
14.	Abdussalam Moddsem				✓
15.	Imron Benmadni	✓			✓
16.	Apisit Benlah	✓		✓	✓
17.	Jantamat Suwisan	✓			✓
18.	Sakaoducan Surasit	✓		✓	✓
19.	Sanya Bensoh	✓			✓
20.	Suroiya Jomsuriya	✓		✓	✓

21.	Nana Auahawiriya	✓			✓
22.	Noppakeb Jansiri	✓		✓	✓
23.	Nusita Miloh	✓		✓	✓
24.	Nurma Wanparat	✓	✓		✓
25.	Fatimah Samat				✓
26.	Fareeda Bil-a-lee	✓		✓	✓
27.	Wilasinee Mantohheem	✓			✓
28.	Sirita Muhammad	✓	✓		✓
29.	Saodah Hemman	✓			✓
30.	Anusaree Habyusoh	✓	✓		✓
31.	Oraya Lahtimah	✓			✓
32.	Husana Nijaren	✓		✓	✓
33.	Sofia Meena	✓	✓		✓
34.	Salinee Chayre	✓			✓
35.	Naarm Moteh	✓		✓	✓
36.	Rosna Pitakkhumpol	✓	✓		✓
37.	Anita Mahamasulong	✓			
38.	Isran Hadam				✓
39.	Nurecyah Yusoh	✓	✓		✓

Note:

A : Paying attention

B : Asking question

C : Responding to question

D : Accomplishing task

Appendix VIII.

OBSERVATION CHECKLIST

Cycle 2

No	Name	A	B	C	D
1.	Kachen Manmin				✓
2.	Dulyawat Latch	✓	✓	✓	
3.	Tanakorn Singsaro	✓			✓
4.	Pasert Yeekoh	✓	✓	✓	
5.	Parinkorn Lahmood	✓			✓
6.	Fatin Binyamae				✓
7.	Muhammadsuklee teeyoh	✓			✓
8.	Muhammadalee Rohemman	✓			✓
9.	Rachen Manthat	✓		✓	✓
10.	Rissawan Jindewa	✓			✓
11.	Sarayut Mad-a-hin	✓		✓	
12.	Anuwat Sriwises	✓	✓		✓
13.	Chaowanon Saclasoh				✓
14.	Abdussalam Moddsem	✓			✓
15.	Imron Benmadni				✓
16.	Apisit Benlah	✓		✓	✓
17.	Jantamat Suwisan	✓			✓
18.	Sakaoducan Surasit	✓			✓
19.	Sanya Bensoh	✓		✓	✓
20.	Suroiya Jomsuriya	✓		✓	

21.	Nana Auahawiriya	✓		✓	✓
22.	Noppakeb Jansiri	✓			✓
23.	Nusita Miloh	✓	✓	✓	✓
24.	Nurma Wanparat	✓		✓	✓
25.	Fatimah Samat	✓			✓
26.	Fareeda Bil-a-lee	✓		✓	✓
27.	Wilasinee Mantohheem	✓			✓
28.	Sirita Muhammad	✓	✓		✓
29.	Saodah Hemman				✓
30.	Anusaree Habyusoh	✓	✓		✓
31.	Oraya Lahtimah	✓			✓
32.	Husana Nijaren	✓		✓	✓
33.	Sofia Meena	✓			✓
34.	Salinee Chayre	✓	✓		
35.	Naarm Moteh	✓		✓	
36.	Rosna Pitakkhumpol	✓			✓
37.	Anita Mahamasulong	✓	✓		✓
38.	Isran Hadam				✓
39.	Nurecyah Yusoh	✓	✓		✓

Note:

A : Paying attention

B : Asking question

C : Responding to question

D : Accomplishing task

Appendix IX.

OBSERVATION CHECKLIST

Cycle 3

No	Name	A	B	C	D
1.	Kachen Manmin	✓			✓
2.	Dulyawat Latch	✓	✓	✓	✓
3.	Tanakorn Singsaro	✓		✓	✓
4.	Pasert Yeekoh	✓			✓
5.	Parinkorn Lahmood	✓			✓
6.	Fatin Binyamae	✓			✓
7.	Muhammadsuklee teeyoh	✓			
8.	Muhammadalee Rohemman	✓			✓
9.	Rachen Manthat		✓		✓
10.	Rissawan Jindewa			✓	✓
11.	Sarayut Mad-a-hin	✓			✓
12.	Anuwat Sriwises	✓	✓	✓	✓
13.	Chaowanon Saclasoh	✓			✓
14.	Abdussalam Moddsem	✓			✓
15.	Imron Benmadni	✓		✓	✓
16.	Apisit Benlah				✓
17.	Jantamat Suwisan	✓	✓		✓
18.	Sakaoducan Surasit	✓	✓		✓
19.	Sanya Bensoh	✓	✓	✓	✓
20.	Suroiya Jomsuriya	✓			✓

21.	Nana Auahawiriya	✓			
22.	Noppakeb Jansiri	✓			✓
23.	Nusita Miloh	✓	✓		✓
24.	Nurma Wanparat	✓			
25.	Fatimah Samat	✓	✓	✓	✓
26.	Fareeda Bil-a-lee	✓			✓
27.	Wilasinee Mantohheem	✓	✓		✓
28.	Sirita Muhammad	✓			
29.	Saodah Hemman	✓		✓	✓
30.	Anusaree Habyusoh	✓			✓
31.	Oraya Lahtimah	✓			✓
32.	Husana Nijaren	✓		✓	✓
33.	Sofia Meena	✓		✓	✓
34.	Salinee Chayre	✓	✓		✓
35.	Naarm Moteh	✓		✓	✓
36.	Rosna Pitakkhumpol	✓		✓	
37.	Anita Mahamasulong				✓
38.	Isran Hadam	✓			✓
39.	Nurecyah Yusoh	✓		✓	✓

Note:

A : Paying attention

B : Asking question

C : Responding to question

D : Accomplishing task

Appendix X.

The result of percentage in the pre cycle as follow:

Students code	Score	Percentage	Letter score	Category
1.	3	30%	E	Poor
2.	5.5	55%	D	Less
3.	5.5	55%	D	Less
4.	4.5	45%	E	Poor
5.	4.5	45%	E	Poor
6.	4	40%	E	Poor
7.	4.5	45%	E	Poor
8.	4.5	45%	E	Poor
9.	4	40%	E	Poor
10.	4	40%	E	Poor
11.	4	40%	E	Poor
12.	4	40%	E	Poor
13.	4.5	45%	E	Poor
14.	3.5	35%	E	Poor
15.	4.5	45%	E	Poor
16.	5	50%	D	Less
17.	4.5	45%	E	Poor
18.	5.5	55%	D	Less
19.	4	40%	E	Poor
20.	5.5	55%	D	Less
21.	4	40%	E	Poor
22.	3.5	35%	E	Poor
23.	4	40%	E	Poor
24.	5.5	55%	D	Less
25.	4.5	45%	E	Poor

26.	4	40%	E	Poor
27.	4	40%	E	Poor
28.	3.5	35%	E	Poor
29.	4.5	45%	E	Poor
30.	4	40%	E	Poor
31.	4	40%	E	Poor
32.	4.5	45%	E	Poor
33.	5	50%	D	Less
34.	5.5	55%	D	Less
35.	3.5	35%	E	Poor
36.	5	50%	D	Less
37.	5.5	55%	D	Less
38.	5	50%	D	Less
39.	6	60%	C	Fair

Appendix XI.

The result of the first cycle are as follow:

Students code	Score	Percentage	Letter score	Category
1.	3	30%	E	Poor
2.	6.5	65%	C	Fair
3.	4	40%	E	Poor
4.	7	70%	B	Good
5.	5.5	55%	D	Less
6.	5	50%	D	Less
7.	5.5	55%	D	Less
8.	5	50%	D	Less
9.	3	30%	E	Poor
10.	4	40%	E	Poor
11.	6.5	65%	C	Fair
12.	4.5	45%	E	Poor
13.	4	40%	E	Poor
14.	5	50%	D	Less
15.	6	60%	C	Fair
16.	6	60%	C	Fair
17.	6.5	65%	C	Fair
18.	6	60%	C	Fair
19.	5.5	55%	D	Less
20.	6.5	65%	C	Fair
21.	6	60%	C	Fair
22.	5.5	55%	D	Less
23.	5.5	55%	D	Less
24.	6	60%	C	Fair
25.	5.5	55%	D	Less

26.	6	60%	C	Fair
27.	6	60%	C	Fair
28.	5	50%	D	Less
29.	6	60%	C	Fair
30.	5	50%	D	Less
31.	6	60%	C	Fair
32.	5.5	55%	D	Less
33.	6.5	65%	C	Fair
34.	6.5	65%	C	Fair
35.	7	70%	B	Good
36.	7	70%	B	Good
37.	5.5	55%	D	Less
38.	6	60%	C	Fair
39.	7	70%	B	Good

Appendix XII.

The result of percentage in the second cycle

Students code	Score	Percentage	Letter score	Category
1.	6.5	65%	C	Fair
2.	5.5	55%	D	Less
3.	5.5	55%	D	Less
4.	6.5	65%	C	Fair
5.	6.5	65%	C	Fair
6.	6	60%	C	Fair
7.	6.5	65%	C	Fair
8.	5.5	55%	D	Less
9.	6.5	65%	C	Fair
10.	7	70%	B	Good
11.	6.5	65%	C	Fair
12.	7	70%	B	Good
13.	7	70%	B	Good
14.	6.5	65%	C	Fair
15.	7	70%	B	Good
16.	7	70%	B	Good
17.	8	80%	B	Good
18.	7	70%	B	Good
19.	6	60%	C	Fair
20.	6.5	65%	C	Fair
21.	8	80%	B	Good
22.	7.5	75%	B	Good
23.	6.5	65%	C	Fair
24.	9	90%	A	Excellent
25.	7	70%	B	Good

26.	6.5	65%	C	Fair
27.	7	70%	B	Good
28.	6	60%	C	Fair
29.	6	60%	C	Fair
30.	5.5	55%	D	Less
31.	7	70%	B	Good
32.	6.5	65%	C	Fair
33.	7	70%	B	Good
34.	6	60%	C	Fair
35.	6.5	65%	C	Fair
36.	8	80%	B	Good
37.	6.5	65%	C	Fair
38.	7	70%	B	Good
39.	8	80%	B	Good

Appendix XIII.

The result of percentage in third cycle

Students code	Score	Percentage	Letter score	Category
1.	6.5	65%	C	Fair
2.	8	80%	B	Good
3.	7.5	75%	B	Good
4.	7	70%	B	Good
5.	7.5	75%	B	Good
6.	8	80%	B	Good
7.	6	60%	C	Fair
8.	6.5	65%	C	Fair
9.	8	80%	B	Good
10.	8	80%	B	Good
11.	7.5	75%	B	Good
12.	7.5	75%	B	Good
13.	7.5	75%	B	Good
14.	8	80%	B	Good
15.	8	80%	B	Good
16.	7.5	75%	B	Good
17.	8.5	85%	B	Good
18.	8.5	85%	B	Good
19.	8	80%	B	Good
20.	8.5	85%	B	Good
21.	7.5	75%	B	Good
22.	7.5	75%	B	Good
23.	7.5	75%	B	Good
24.	8	80%	B	Good
25.	8	80%	B	Good

26.	7.5	75%	B	Good
27.	9	90%	A	Excellent
28.	5.5	60%	C	Fair
29.	6.5	65%	C	Fair
30.	7.5	75%	B	Good
31.	8	80%	B	Good
32.	7.5	75%	B	Good
33.	8.5	85%	B	Good
34.	8	80%	B	Good
35.	7	70%	B	Good
36.	8	80%	B	Good
37.	9	90%	A	Excellent
38.	7	70%	B	Good
39.	8	80%	B	Good

Appendix XIV.

Cycle 1

LESSON PLAN

School	: Phattanasart foundation School , Songkhla, Thailand.
Subject	: English
Class	: Senior High School
Topic	: Question tag
Skill focus	: Writing and Grammar
Time allotment	: 2 x 40 minutes

Standard Competence:

To enable students to communicate using written language which is appropriate with its context and meaning.

Basic Competence:

To understand English grammar, especially question tag and how to use it appropriately in its context and meaning.

Indicator:

- Students are able to identify question tag in a sentence.
- Students are able to write and give example about question tag.
- Able to write the sentence using question tag from correctly.

The material of the study : Question Tag

Learning Outcome:

- Explain the definition and the use of question tag.
- Express meaning of question tag sentence in positive, negative from correctly.

Steps of activity:

➤ Opening

In this activity, the teacher:

- Saying the greeting friendly to the students when entering to the classroom.
- Students respond the teacher greeting

➤ **Core**

- Teacher introduces the material that will be taught.
- Teacher choose the card.
- Teacher asks students about Question tag. It is a warming up for students before into material.
- Students give comment.
- Teacher asks students to mention the question tag and ask students try to make sentence in each type of Question tag.
- Teacher provides a card and teacher distributes the card to students.
- Ask students to read the card and guess what type which include in their card.
- Students work in group to discuss and make a conclusion.

➤ **Closing**

- Teacher concludes the material
- Teacher gives suggestions to the students to study hard
- Teacher greets students and say goodbye

Media of the study : Flashcard

Method:

- Discussion
- Question and answer

Assessment:


Instrument : Test

Technique : Students are assigned to answer the question

Number of question : 20 Question

Thailand, December, 2016

Researcher



Jittima Madman

NIM. 20400113199

Appendix XV.

Cycle 2

LESSON PLAN

School	: Phattanasart foundation School , Songkhla, Thailand.
Subject	: English
Class	: Senior High School
Topic	: Question tag
Skill focus	: Writing and Grammar
Time allotment	: 2 x 40 minutes

Standard Competence:

To enable students to communicate using written language which is appropriate with its context and meaning.

Basic Competence:

To understand English grammar, especially question tag and how to use it appropriately in its context and meaning.

Indicator:

- Students are able identify question tag in a sentence.
- Students are able to write and give example about question tag.
- Able to write the sentence using question tag from correctly.

The material of the study : Question Tag

Learning Outcome:

- Explain the definition and the use of question tag.
- Express meaning of question tag sentence in positive, negative from correctly.

Steps of activity:

➤ Opening

In this activity, the teacher:

- Saying the greeting friendly to the students when entering to the classroom.
- Students respond the teacher greeting

➤ **Core**

- Teacher introduces the material that will be taught.
- Teacher choose the card.
- Teacher asks students about Question tag. It is a warming up for students before into material.
- Students give comment.
- Teacher asks students to mention the question tag and ask students try to make sentence in each type of Question tag.
- Teacher provides a card and teacher distributes the card to students.
- Ask students to read the card and guess what type which include in their card.
- Students work in group to discuss and make a conclusion.

➤ **Closing**

- Teacher concludes the material
- Teacher gives suggestions to the students to study hard
- Teacher greets students and say goodbye

Media of the study : Flashcard

Method:

- Discussion
- Question and answer

Assessment:

Instrument : Test

Technique : Students are assigned to answer the question

Number of question : 20 Question

Thailand, December, 2016

Researcher



Jittima Madman

NIM. 20400113199

Appendix XVI.**Cycle 3****LESSON PLAN**

School	: Phattanasart foundation School , Songkhla, Thailand.
Subject	: English
Class	: Senior High School
Topic	: Question tag
Skill focus	: Writing and Grammar
Time allotment	: 2 x 40 minutes

Standard Competence:

To enable students to communicate using written language which is appropriate with its context and meaning.

Basic Competence:

To understand English grammar, especially question tag and how to use it appropriately in its context and meaning.

Indicator:

- Students are able identify question tag in a sentence.
- Students are able to write and give example about question tag.
- Able to write the sentence using question tag from correctly.

The material of the study : Question Tag

Learning Outcome:

- Explain the definition and the use of question tag.
- Express meaning of question tag sentence in positive, negative from correctly.

Steps of activity:**➤ Opening**

In this activity, the teacher:

- Saying the greeting friendly to the students when entering to the classroom.
- Students respond the teacher greeting

➤ **Core**

- Teacher introduces the material that will be taught.
- Teacher gives the flashcard for students one by one.
- Teacher asks students to guess the flash card.
- Teacher asks students to complete the gap-fill exercise.
- Put their report on the blackboard.

➤ **Closing**

- Teacher concludes the material
- Teacher asks students if any difficulties from the material.
- Teacher gives suggestions to the students to study hard
- Teacher greets students and say goodbye

Media of the study : Flashcard

Method:

- Discussion
- Question and answer

Assessment:

Instrument : Test


Technique : Students are assigned to answer the question

Number of question : 20 Question

UNIVERSITAS ISLAM NEGERI
ALAUDDIN
 MAKASSAR

Thailand, December, 2016

Researcher



Jittima Madman

NIM. 20400113199

Appendix XVII.

DOCUMENTATION



The building of school of Phattanasart foundation school





Students were doing group work



Student were doing the test



CURRICULUM VITAE



Jittima Madman was born on August 8, 1994 in Padangbesar, Songkhla, Thailand. She is the second daughter she has one sister and two younger brother. In 2000, she started her education in SD Senpong school, Songkhla, Thailand and graduated in 2007. She continued her study at SMP Stree suksa school, Songkhla, Thailand and graduated in 2010. Then she continued her study in SMA Phattanasart foundation school, Songkhla, Thailand and graduated in 2013. At the same year, she was accepted as a students of English Education Department of Tarbiyah and Teaching Science Faculty of Alauddin State Islamic University Of Makassar 2013-2017.

UNIVERSITAS ISLAM NEGERI
ALAUDDIN
 M A K A S S A R