


**USING MAKE-A MATCH TO IMPROVE THE STUDENTS' READING  
COMPREHENSION AT MTS GUPPI SAMATA GOWA**



Submitted in Partial Fulfillment of the Requirements for the Degree  
of Sarjana Pendidikan (S.Pd) of English Education Department  
of Tarbiyah and Teaching Science Faculty of Alauddin  
State Islamic University of Makassar

UNIVERSITAS ISLAM NEGERI  
**By:**  
**ALAUDDIN**  
**IRWANTO**  
**Reg. Number: 20400113149**

**ENGLISH EDUCATION DEPARTMENT  
TARBIYAH AND TEACHING SCIENCE FACULTY  
ALAUDDIN STATE ISLAMIC UNIVERSITY OF MAKASSAR  
2017**

## PERNYATAAN KEASLIAN SKRIPSI

Dengan penuh kesadaran, penulis yang bertanda tangan di bawah ini:

Nama : Irwanto  
NIM : 20400113149  
Tempat/Tgl. Lahir : Tarlawi, 11 Juni 1995  
Jur/Prodi/Konsentrasi : Pendidikan Bahasa Inggris  
Fakultas/Program : Tarbiyah dan Keguruan  
Alamat : Jln. H. M. Yasin Limpo no. 36. Samata-Gowa  
Judul : *Using Make-A Match to Improve the Students' Reading Comprehension at MTs Guppi Samata Gowa*

Menyatakan dengan sesungguhnya dan penuh kesadaran bahwa skripsi ini benar adalah hasil karya sendiri. Jika di kemudian hari terbukti bahwa ia merupakan duplikat, tiruan, plagiat, atau dibuat oleh orang lain, sebagian atau seluruhnya, maka skripsi dan gelar yang diperoleh karenanya batal demi hukum.

UNIVERSITAS ISLAM NEGERI  
**ALAUDDIN**  
M A K A S S A R

Gowa,  
Penulis,

2017

Irwanto  
NIM. 20400113149

## PERSETUJUAN PEMBIMBING



Pembimbing penulisan skripsi saudara, Irwanto, NIM: 20400113149, mahasiswa Jurusan Pendidikan Bahasa Inggris pada Fakultas Tarbiyah dan Keguruan UIN Alauddin Makassar, setelah dengan seksama meneliti dan mengoreksi skripsi yang bersangkutan dengan judul *“Using Make-A Match to Improve the Students’ Reading Comprehension at MTs Guppi Samata Gowa”* memandang bahwa skripsi tersebut telah memenuhi syarat-syarat ilmiah dan dapat disetujui untuk diajukan ke sidang munaqasyah.

Demikian persetujuan ini diberikan untuk proses selanjutnya.

Gowa, 09 Agustus 2017

Pembimbing I

Pembimbing II



Sitti Nurpahmi, S. Pd., M. Pd.  
NIP. 19740308 20090 1 2 003

Dahniar, S. Pd., M. Pd.  
NUPN. 9920100353

## PENGESAHAN SKRIPSI

Skripsi yang berjudul “Using Make-A Match to Improve the Students’ Reading Comprehension at MTs Guppi Samata, Gowa”, yang disusun oleh Irwanto, NIM : 20400113149, mahasiswa Jurusan Pendidikan Bahasa Inggris pada Fakultas Tarbiyah dan Keguruan UIN Alauddin Makassar, telah diujikan dan dipertahankan dalam sidang munaqasyah yang diselenggarakan pada hari Jum’at, Tanggal 25 Agustus 2017 bertepatan 3 Dzulhijjah 1438 H, dinyatakan telah dapat diterima sebagai salah satu syarat untuk memperoleh gelar Sarjana Pendidikan (S.Pd.) pada Fakultas Tarbiyah dan Keguruan, Jurusan Pendidikan Bahasa Inggris dengan beberapa perbaikan.

Samata-Gowa, 25 Agustus 2017  
3 Dzulhijjah 1438

### DEWAN PENGUJI

(SK. Dekan No. 1799 Tertanggal 23 Agustus 2017)

Ketua : Dr. Hamka Ilyas, M. Th.I. (.....)

Sekretaris : Sitti Nurpahmi, S. Pd., M. Pd. (.....)

Munaqisy I : Dr. Kamsinah, M.Pd.I. (.....)

Munaqisy II : Dr. Hj. Mardiana, M. Hum. (.....)

Pembimbing I : Sitti Nurpahmi, S. Pd., M. Pd. (.....)

Pembimbing II : Dahniar, S. Pd., M. Pd. (.....)

Mengetahui :

Dekan Fakultas Tarbiyah dan Keguruan  
UIN Alauddin Makassar

*Amri*  
Dr. H. Muhammad Amri, Lc., M.Ag.  
NIP : 19730120 200312 1 001

## ACKNOWLEDGEMENT

بِسْمِ اللَّهِ الرَّحْمَنِ الرَّحِيمِ

*Alhamdulillah Rabbil Alamin*, the researcher would like to express of deepest gratitude to the Almighty Allah SWT who has been giving mercy, blessing, inspiration, and good health all the time to conduct the writing thesis. Also the researcher does not forget to send great respect to the prophet, Muhammad SAW. Peace be upon him, who has guided the human being from the worst to the peace or from bad condition to the better life.

During the writing of the thesis, the researcher received much assistance from a number of people, for their valuable guidance, correction, suggestion, advice and golden support. Without their contribution, the writing of this thesis would never be possibly completed. Therefore, the researcher would like to express the greatest thanks and appreciations for those people, they are:

1. **Prof. Dr. H. Musafir Pababari, M. Si.** as the Rector of Alauddin State Islamic University of Makassar.
2. **Dr. H. Muhammad Amri, Lc., M.Ag.** as the Dean of Tarbiyah and Teaching Science Faculty of Alauddin State Islamic University of Makassar.
3. **Dr. Kamsinah, M. Pd.I,** and **Sitti Nurpahmi, S. Pd., M. Pd.** the Head and the Secretary of English Education Department of Tarbiyah and Teaching Science Faculty of Alauddin State Islamic University of Makassar.

4. **Sitti Nurpahmi, S. Pd., M. Pd.** as the first consultant and **Dahniar, S. Pd., M. Pd.** as the second consultant who had given the researcher guidance, correction and support since the preliminary stage of manuscript until the completing of this thesis writing.
5. The most profound thanks to all lecturers of English Department and all staff of Tarbiyah and Teaching Science Faculty for their help, support, and guidance during the writer has been studying at Alauddin State Islamic University of Makassar.
6. The researcher's classmates in English Education Department **PBI 7 8 (2013)** who could not be mentioned here. Thank for your friendship and brotherhood.
7. The headmaster of MTs Guppi Samata Gowa Dra. HJ. Haeriah who had allowed to carry out the research in her school. Rismarini S.Pd. as the English teacher of class VII in MTs Guppi Samata Gowa.
8. All of the students at the First grade of **MTs Guppi Samata Gowa** especially in class VII A and VII B, thanks for your participation and support in the research, so the researcher can finish this thesis.
9. The researcher's beloved parents, **Ahmad** and **Halisah** who always motivate, educate, support, and pray for the researcher's success.
10. The writer's beloved brothers and sister, **Jamaluddin, Imran, Almuzakir, Rosdiana and Marsiah** for their patient, prays, and motivation during his study.


11. All people who help and those whom the researcher cannot mention one by one.

The researcher realizes that the writing of this thesis is far from the perfectness. Remaining errors are the researcher's own. Therefore, constructive criticism and suggestions will be highly appreciated.

Gowa, 2017

Researcher

Irwanto  
NIM. 20400113149



## LIST OF CONTENTS

<b>TITLE PAGE</b> .....	i
<b>PENYATAAN KEASLIAN SKRIPSI</b> .....	ii
<b>PERSETUJUAN PEMBIMBING</b> .....	iii
<b>PENGESAHAN SKRIPSI</b> .....	iv
<b>ACKNOWLEDGEMENT</b> .....	v
<b>LIST OF CONTENT</b> .....	viii
<b>LIST OF TABLES</b> .....	x
<b>LIST OF APPENDICES</b> .....	xi
<b>ABSTRACT</b> .....	xii
<b>CHAPTER I INTRODUCTION</b> .....	<b>1-6</b>
A. Background.....	1
B. Problem Statements .....	4
C. Research Objectives .....	5
D. Research Significance.....	5
E. Research Scope.....	6
F. Operational Definition of Terms .....	6
<b>CHAPTER II REVIEW OF RELATED LITERATURE</b> .....	<b>7-21</b>
A. Some Previous Research Finding .....	7
B. Some Partinent Ideas .....	10
1) The Concept of Reading .....	10
2) The concept of reading comprehension .....	14
3) The concept Teaching of make a match .....	16
C. Theoretical Framework.....	19
D. Hypothesis .....	21
<b>CHAPTER III RESEARCH METHOD</b> .....	<b>22-32</b>
A. Research Method .....	22
B. Research Variable.....	23
C. Population and.....	23
D. Research Instrument.....	24
E. Data collection Procedure .....	25
F. Data Analysis Technique.....	29
<b>CHAPTER IV FINDING AND DISCUSSION</b> .....	<b>33-40</b>
A. Findings .....	33
B. Discussion.....	38




<b>CHAPTER V CONCLUSION AND SUGGESTION.....</b>	<b>41-44</b>
A. Conclusion .....	41
B. Suggestion .....	42
<b>BIBLIOGRAPHIES .....</b>	<b>45</b>
<b>APPENDICES</b>	
<b>CURRICULUM VITAE</b>	



## LIST OF TABLES

Table 1	The rate percentage of score experimental class in pre-test.....	35
Table 2	The rate percentage of score experimental class in post-test.....	35
Table 3	The rate percentage of score controlled class in pre-test . .....	36
Table 4	The rate percentage of score controlled class in post-test.....	37
Table 5	The mean score and standard deviation of experimental and Controlled class in pre-test and post-test .....	38
Table 6	Distribution the value test of t-test and t-table in post-test .....	39



## LIST OF APPENDICES

Appendix I	Lesson Plan.....	50
Appendix II	Research Instrument of Pre-test.....	63
Appendix III	Research Instrument of Post-test.....	70
Appendix IV	Score of Students' Pre-test dan Post-Test in Experimental Class VII B.....	76
Appendix V	Score of Students' Pre-test dan Post-Test in Controlled Class VII A.....	78
Appendix VI	The mean score of experimental and controlled class.....	80
Appendix VII	Standard deviation of experimental and controlled Class.....	81
Appendix VIII	The signifance different.....	83
Appendix IX	Distribution of t-Table.....	84
Appendix X	Documentation.....	86

## ABSTRACT

**Title** : *Using Make-A Match to Improve the Student's Reading Comprehension at MTs Guppi Samata Gowa.*  
**Researcher** : Irwanto  
**Reg. Number** : 20400113149  
**Consultant 1** : Sitti Nurpahmi, S. Pd., M. Pd.  
**Consultant 2** : Dahniar, S. Pd, M. Pd.

---

The main objective of this study is to find out the effectiveness of students ability in Reading comprehension descriptive text that taught by using *Make a Match* method. This research was conducted at MTs Guppi Samata Gowa Regency in Academic Year 2016/2017. In this research, the population were students in the first grade. The numbers of population were 50 students. In taking the sample, Class VII A and VII B was chosen by using purposive sampling technique. There were 25 students in Class VII A and 25 students in Class VII B.

Quasi-experimental design was applied in this research with two group pre-test and post-test design. Class VII A was chosen as controlled class by using conventional method (speech method) and Class VII B was chosen as experimental class that taught by using *Make a Match* method. The instrument used to collect data was reading test, especially multiple choice as a representation of reading and some vocabularies to make a matching in the translation of the words.

The result of the research showed that the first grade students of MTs Guppi Samata Gowa got score on pre-test with the mean score 45.44 which classified as very poor. After giving treatment the students got improvement, they got score with the mean score 74.28 which classified as fairly good. The result of the data analysis indicated that there was a significant improvement in the students' reading comprehension after being taught using *Make a Match* method. It was proved by the result of the statistical analysis of the level significance  $P = 0.05$  with degree of freedom (df) = 48 indicated that the t-test values of the students' reading (5.511) was higher than t-table value (2.021).

Based on the result of analysis, the researcher concludes that using *Make a Match* method was effective to improve reading comprehension at the first grade students' of MTs Guppi Samata Gowa, because make a match have some advantages such as each students can be directly involved in answering a question given to them in the from a card, secondly, it can increase the students' activity. Thirdly, it can help to avoid students being bored during in teaching learning process and make a match method can motivate and encourage students to be more interested and enthusiastic in learning English.

## CHAPTER I

### INTRODUCTION

This chapter discusses the research background that leads to research problem, research objectives, research significance, research scope and definitions of operational variables.

#### **A. Background**

English should be mastered by the students, but many of them get difficulties when they try to understand the knowledge from the book, internet, and article. One of the ways that should be done by the students to get the knowledge is reading, because by reading someone can know the others. It means that we could know something which comes from reading. Reading comprehension is the ability to understand a written passage of text. It means that allows the reader to interact with the text and try to interpret the text in a meaningful way.

According to Nuttal (1982) there are five aspects of reading which the students' should understand to comprehend a text well, they are determining main idea, finding specific information, reference, inference, and vocabulary. Comprehension can be regarded as a condition where certainly exist. Besides a pleasure activity that can increase the student's knowledge about the information from the text, in language class also consolidate and extend their knowledge and skill in language.

Based on the statement above, it can be inferred that when the student in reading text, they become the most important thing in reading activity. Comprehension made the students able to determine the essence of the sentence or

text and receive the main purpose of reading process. It is necessary for the students because by comprehension students can get aim of reading text, besides that, by comprehending the text the students will find the gist of the text such as an important message or information from the text.

The general problem that the students faced such as; *firstly*, they did not find main idea of paragraph and meaning of words. *Secondly*, is they have limited vocabulary, so they are difficult to understand the context of the text. For many students, reading is a hard job to do because reading may be done by spelling word by word. The last is many students feel that reading is boring. They postpone reading until the last of minutes, they realized that they don't have enough time to finish all, moreover in the classroom they get more tasks to read.

Reading is also something crucial and indispensable for the students because the success of their study depends on the greater part of their ability to read. If their reading skills are poor, they are like to fail in their study or at least they had difficulties in making progress. On the other hand, if they have a good ability in reading, they will have a better chance to success in their studying.

Based on the observation in MTs Guppi Samata Gowa which conducted in Monday 15<sup>th</sup> August 2016 by interviewing both of teacher and students', they had some problems in learning process especially in reading, the problems that they faced including some of the students' did not know the meaning of the difficult words because new words that they got, moreover to understand more what is the content of the book is not effective. The other problems is the students' uninteresting in English because English is difficult to learn and main point is

English have many changes in structure, for example in sentences have twelve sentences and also have sixteen sentences in another side, they have confused with it. That's why it needs a good method to help the students solving the problems.

In the other hand, the teacher habit in the classroom activities still used the classical method or speech, the teacher should be creative to find out the method in order to help the students to master the four skills of English language, especially in reading. To increase students' reading comprehension, there are many methods that can be used, one of them is "*Make a Match*" method.

"*Make a Match*" have the benefit for students, it created the active and fun situation, students had more attention with material, and increase the student's motivation. "*Make a Match*" method is method to apply. The teacher should apply interesting method, so make a match may be the right method to improve their reading comprehension.

To solve the students' problems that they met in their class, especially in reading aspect, *Make a Match* helped to enhance the reading comprehension of students'. To support this research enhanced their comprehending in reading. It is impossible someone to know something without reading. While teacher is teaching in the class, it is important to make the class fun and active, by using "*Make a Match*" and it can make all of the students' in the class become more interacting and involving themselves in to class's activities. Munawar (2013) that "*Make a Match*" type can make the students' interest, increase and interfere to the interactive situation in the class. It is why the teacher should use "*Make a*

*Match*” the kind of cooperative learning method to make the students’ easier to comprehend the text.

Based on the previous research, for example Nurleni (2012) the result of her research showed that there are weaknesses when learning process in the class, there is no active interaction between student and teacher. The student is no active to answer the teacher’s question. To improve this learning process, we need on appropriate method. She used the “*Make a Match*” method in learning process. The result was the students have higher motivation after applying make a match method.

Based on the student’s problem above, the English teacher should have an appropriate technique to make reading easier for the students. By applying a good method, teaching reading would create the classroom fun and it also help the teacher to transfer their knowledge. To make specify, the researcher concern to choose “*Make a Match*” method because it could improve the student’s reading comprehension.

Referring to some previous explanation above, the researcher excited to conduct titled “*Using Make-A Match to Improve the Students’ Reading Comprehension at MTs Guppi Samata Gowa*”.

## **B. Problem Statement**

Due to the background, the researcher formulated the research question as follows:

1. “To what extent the improvement of students’ reading comprehension by using Make a Match method?”



### **C. Research Objective**

This research aims to find out whether using *Make a Match* method able to improve the students' reading comprehension at MTs Guppi Samata, Gowa.

### **D. Research Significance**

#### **1. Theoretical Significance**

The research significance of this research is expected to add an empirical evidence to support the learning theory of reading and *Make a Match* in improving the students' comprehension.

#### **2. Practical Significance**

It is expected to be valuable information and give a meaningful contribution for teachers in learning process to create a good class to increase the students' comprehend, so that they interested in learning English. There were some practical significance of this research are as follows:

##### **a. Students**

The researcher hopes it could help the students' to improve their comprehension in reading and the students' can enjoy when they learn English and it can present a happy and funny situation in learning process.

##### **b. Teacher**

The research really hoped that, this research the teachers make the students interest in English learning especially in reading text. Besides, this learning model used as effective learning model in the process of learning, and teacher got new innovative method in enhancing their teaching method. Their method definitely

affect the teaching process quality. In short, the teachers' method helped their students in achieving the best resulting in text.

c. Next Researcher

The researcher hopes this researcher can be develop by the next researcher in different skill and different participant.

***E. Research Scope***

This research focused on the students' reading comprehension using the descriptive text, the researcher chooses descriptive text because it is related with syllabus and textbook at the second semester. It used as pre-test and post-test. It focuses in "*Using Make-A Match to Improve the Students' Reading Comprehension at MTs Guppi Samata, Gowa*".

***F. Operational Definition of Terms***

There are two operational definition of term in this research, the first item is *reading comprehension*, reading comprehension is a process of interaction between readers and authors indirectly to get information or message. In addition, According to Nuttal (1982)) reading comprehension as the ability of understanding and interpreting information in text correctly.

The last is *Make a Match*, make a match is one of model in cooperative learning models. According to Suprijono (2014) stated that *Make a Match* is a learning by using card. It consists of questions card and the other consist of answer from this question. This model could generate student learners to engage actively in the learning process. *Make a match* could be made for all subjects and at all levels of education starting elementary through High School.

## CHAPTER II

### REVIEW OF RELATED LITERATURE

The chapter was divided into four main sections, namely reviews of relevant research findings, reviews over some theories and concepts about the key issues in this research, theoretical framework and hypothesis.

#### ***A. Some Previous of Related Research Findings***

There were some researchers have done the ways of providing reading materials the students in order to increase in learning reading comprehension.

*Firstly*, previous researcher was conducted by Asti Pratiwiningsih (2013) “*Using Make a Match Technique in Teaching Reading Comprehension Report Text*”, she concluded that reading comprehension score of students who were taught using *Make a Match* technique get better achievement to understand report text in reading comprehension and using *Make a Match* can improve the students’ reading comprehension. The comparison between and this research was the kind of the text, this research was teaching reading comprehension by using report text, while I made a research only *Make a Match* method to improve the students reading comprehension without using the kinds of the text like report text.

*Secondly*, from Nurleni (2012) in her research entitle “*Improving Students’ Motivation in Studying English Through Making A Match Method at the Second Year of SMP Negeri 4 Kab. Bulukumba*” found that *make a match* can be used in teaching reading comprehension and have the good motivation in studying English through *Making a Match* method. It proved that, the use of *Making a*

*Match* was made to make the students' have high motivation in year of SMP Negeri 4 Kab. Bulukmba. To distinguish with my research was she has discussed using *Make a Match* Method in students' motivation but I discussed using *Make a Match* in students' reading comprehension.

*The third* was done by Heriyanti (2012) in his research entitled "*Improving Students' Motivation in Studying English Through A Match Method at the First Year Of SMP Negeri 2 Samuleko Kabupaten Bone*". She concluded that *Make a Match* Method could improve the students' motivation in learning English. The finding shown that the implementation of make-a match in the classroom could increase the cooperation between the teacher and the students, the students and the students, and could also improve the students' motivation on reading comprehension.

*The fourth* is done by Komang Wastawan et al (2010), they researched about "*Increasing the Students Reading Comprehension Through Make A Match of Cooperative Learning at First Grade of SMA*". From their research, they concluded that there was a significant difference students reading comprehension after being taught through *Make a Match* type of cooperative learning. The findings of the research show that *Make a Match* Method could improve the students the students reading comprehension. It was proved by data that shows the mean of the students' scores in pre-test (50.88) was higher than the mean of the students' scores in post-test (75.59).

The last from Sri Wahyuni (2010) entitled "*The Effectiveness of Using Make-A Match Method in Teaching Reading Comprehension to the First Grade Students*

of SMPN 02 Sulang Rembang”. She concluded that objectives of the study were to find out the students’ achievement in reading comprehension for both experimental and control group and to find out whether there was significant difference in students’ achievement in reading comprehension between experimental group and control group. The finding shown that using make-a match game in the classroom of the first grade students of SMP N 2 Sulang Rembang was effective because based on the result of this research shows that there are 0.00% students get D (score minus 54), 9.52% students get C (score between 55-69), 57.14% students get B (score between 70-84), and 33.33% students get A (score between 85-100)

Considering some findings of research above there were many techniques to improve the students reading comprehension and make the process in learning more meaningful. Based on statement above, the researcher concluded that to improve the students reading comprehension the teacher have to apply some various learning models. It means that, the method can be interested and motivated the students in learning process. From the consideration, the researcher decided to applied same method in teaching reading comprehension to find out the students’ comprehend in MTs Guppi Samata, Gowa.

To make distinguish with my existing research were, the first previous research have discussed about using *Make a Match* method in teaching reading comprehension report text, while the researcher made a research using descriptive text, the second and third previous research has discussed using *Make a Match*

method in students' motivation but the researcher discussed using *Make a Match* in students' reading comprehension.

## ***B. Some Pertinent Ideas***

### 1. The Concept of Reading

#### a. Definition of Reading

Many students said that they have read a book but then what they were asked about the main idea of book, they said that is nothing. It is not reading of all, except parrotly. Read one book without any comprehension on her his reading can not be called reading.

Reading is a complex activity process of decoding symbols in order to construct or derive meaning. According to Charles in Kasihani (2007) stated reading was a transition of information process where the author was regarded as the informant and the reader. On the other hand, receive during reading process the reader interacted with the author.

In addition according to Wilga (1981) defines reading is one way to know something and by reading we will be excited to study more about what we have read, as a wise people said that "the more we read the more we know".

Based from some arguments above, the researcher can conclude that reading is a process in language skill that need will to develop our knowledge.

#### b. The Types of Reading

According to Nash (1984) classified reading into 3 (three) reading. They are oral reading, silent reading, and the efficient reading.

*Oral reading* is a reader vocalises the printed words one by one. Thus a reader who does oral reading must have a good pronunciation oral reading is used when a reader learns to combine words with meaning.

*Silent reading* does not mean that a reader reads without sound. But the reader may sound in response to words, but there is no need to say each word. A well-educated person in silent reading only says the word in his mind, therefore, the main purpose of silent reading is to understand without any references to pronunciation stress or interaction.

*Efficient reading* includes both intensive and extensive reading. Intensive reading refers to the work done by the students in class. A student may do extensive reading when he is studying for examination.

#### c. The kinds of Reading

According to Nasr (1984) there are some kinds of reading. There are following kinds of reading. *The first* is skimming, this is the easiest and fastest kind of reading. If a reader skims reading material, he just reads the sign posts or clues in the selection such as the heading and the topic sentence. It is a rapid reading and you are only focusing on the title, headings, topic sentence, sign posts to get the main idea. Example surveying a chapter or article, reviewing something you've read, choosing a magazine/book to buy in the bookstore.

*Secondly* is scanning, when the reader's purpose is to locate a particular information in the text, he resorts to this kind of reading- scanning. He does this by browsing over the pages and giving a quick look over them. It's also a rapid

reading in which you're only getting the keywords. Usually it answered by what, who, where, when, how.

*The third* is exploratory reading, this is done when the reader wants to know how the whole selection is presented. It aims to get the accurate picture of the whole presentation of ideas. How the whole selection is presented. It is referring to structure, method of paragraph development, Examples: long articles in magazines, short stories and descriptive text.

*The fourth* is analytic reading, a careful examination of each work to identify word relationship is the main purpose of analytic reading. it is a careful attention to each word and its importance in relation to other words in the sentence or the paragraph. Reading mathematical problems, scientific formulas, and certain definitive statements of key ideas that require a questioning/inquisitive mind.

*The fifth* is critical reading, this makes the reader weigh facts, information, or ideas presented in the selection, so that he, too, can perform judgements or conclusions about them. In this, you are questioning, analysing, and evaluating the text using your critical thinking skills. Example reading done in periodicals, books, ads which are loaded with propaganda devices designed to sway opinions.

*The sixth* is narcotic reading, this is done by a person who wants to get rid of his everyday troubles, depressions, frustrations, problems, through reading magazines, stories, novels, essays, and others. This is done by those people who are frustrated and depress and they use reading as their hobby to get rid of their problems.



*The seventh* is extensive reading, if the reader spends his leisure time by reading any kind of material that is interesting to him, he will consider his act of reading extensive reading. It is reading for pleasure and the main purpose of this is to relax and enjoy. Example, comics, humorous stories, tales, novels, short articles in the newspapers and magazines, jokes, and other forms of light reading materials.

*The eighth* is intensive reading, doing serious reading books, periodicals, and other library materials for research work or a report is the main concern of this kind of reading, it is a careful or in-depth reading, example the kind of reading you do when you study, prepare a term paper, or an oral report.

*The next* is developmental reading, in case the reading activities of a person are under a comprehensive reading program that consists of several stages starting from the reader's preschool period to his collegiate level developmental reading is the kind of reading that this reader submits to himself. It is done when a reader is under a comprehensive reading program that lets him go through stages & monitors him.

*The last* is idea reading. This is to get the main idea of material. This involves the three psychological processes of reading-sensation, perception and comprehension. We're only getting the main idea on the paragraph.

#### d. The Purpose of Reading

According to Harmer (2007) reading itself has any aims. The reader has to establish their purpose before reading. Someone may want to get information, read for gist, to study or in order to critique a writers' idea or writing style.

Someone also read for enjoyment, or to expand knowledge of the language being read. Reading for gist is done to get the main points of the text, it is done by skimming. Reading for get information is done to find specific information that done by scanning. Reading for study is necessary in any situation where reader may have to study text in English language. This was done by intensive reading skills.

## 2. The Concept of Reading Comprehension

### a. Definition of Comprehension

According to Smith & Johnson (1980) comprehension is is a dynamic process in which information from the text and knowledge processed by the reader interact to enable the reader to construct meaning before, during, and after reading.

### b. Reading Comprehension

Nuttal (1982) defines reading comprehension as the ability of understanding and interpreting information in text correctly. Meanwhile smith and Johnson (1980) states that reading comprehension is understanding, evaluating utilizing of information and gained through the interaction between reader and author.

Perceive reading comprehension as a very complex task requires different cognitive processes and reading abilities in the life span. In addition from Singer in Indah (2014) reading comprehension has been defined as an interpretation of written symbols, the apprehending of meaning, the assimilation of ideas presented by written and the process of thinking while deciphering symbols.

### c. Reading Comprehension Level

There are various levels in hierarchy of thinking. According to Smith & Johnson (1980) categories the level of reading comprehension skills level into four levels, such as literal reading, interpretative reading, critical reading and creative reading.

The first level is *literal reading* is the most obvious, it is the skill of getting the primarily direct literal meaning of words, ideas or sentence in context of the basic of literal comprehension are recognizing stated main ideas detail and effect and sequence.

*The next is interpretative reading* or inferential level comprehension, this level, students goes beyond what is said read for deeper meaning. They must be able to read critically and analyse carefully what they have reading.

*The third level of reading comprehension is critical reading* or applied reading where by ideas information is evaluated. Critical level compares previous experience to elements in new materials, such as content style, expression, information and ideas or values of the author.

*The last is about creative reading.* It involves going beyond the materials presented by author. Creative reading requires the reader to use their imagination. In creative reading, the reader tries to propose new alternative solutions to the by the writer.

#### d. The Process of Reading Comprehension

Nuttall (1982) stated that there are three vital processes of reading comprehension, as follows:

*Firstly, is about previewing – scanning, searching, reading bit* (heading, illustrations, and paragraph) and setting up some expectation. *Secondly, predicting,* it makes guesses which are informed these expectation, knowledge of the subject, the writer, the type of the time writing, of the likely concepts, contents or conventions.

*The last is is about checking:* confirming, enhancing or extending predictions or pre-knowledge by using features within the text or resources outside it.

### 3. The Concept Teaching Make-A Match

#### a. Make a Match Method

*Make a Match* method is one of the co-operative learning methods developed and introduced by Lorna Curran in 1994. According to Curran (1994) the basic principle of *Make a Match* is the students find or match a partner while they are learning a concept or a particular topic in an interesting classroom atmosphere. To provide more understanding about the technique, some information is provided as follows. *Make a Match* is one of the co-operative learning which can be used in all lesson.

*Make a match* method is a kind of game also, where students have to find their partner. In this method, the students are divided into two groups, group A and group B. Each of the students in each group get one card. The students in group A get the topic cards while the students in group B get the simple description cards. After they find their matches, they have to report it to the teacher and the last step is the teacher asks them to compose sentences based on the words they got on their cards.

In addition, according to Munawar (2013) suggests that if a teacher wants to teach the students using the *Make a Match* technique, he should prepare some cards, each with a question related to a topic and some other cards each one with an answer to one of the questions.

#### b. The Advantages of Make a Match Method

Munawar (2013) adds that the *Make a Match* method has several advantages as follows:

*First*, each student can be directly involved in answering a question given to them in the form of a card. *Secondly*, it can increase the students' creativity through matching the cards. *Thirdly*, it can help avoid students being bored during the teaching-learning process. The last is it can create a more interesting classroom atmosphere.

In line with the above advantages, Suprijono (2014) clarifies that by using the *Make a Match* method teachers can motivate and encourage their students to be more interested and enthusiastic in learning English. In teaching English to junior high school students, teachers can use the *Make a Match* method to make teaching-learning easier.

When the students are more interested in learning, they concentrated and participate more actively in the class. In teaching reading, the *Make a Match* method is considered as one very appropriate technique. Suprijono (2014) has stated that by using the *Make a Match* method, the students will get more attracted and pay more attention to their teacher.

#### c. Teaching Reading Through Make a Match Method

Teachers can play an important role in helping students enrich their vocabulary. According to Harmer (2007) there are various ways a teacher can explain the meaning of words when teaching reading and this should be a major part of the teaching performance. Students need to see and hear words in context and see and hear how the words are used.

Accordingly, the best way, perhaps of introducing new words is for students to read texts and/or listen to audio tracks to see and/or listen to new words in action. In order to encourage students to get more interested in learning English especially reading, teachers can introduce and develop the teaching technique called *Make a Match*. The application of the *Make a Match* technique needs good preparation.

Suprijono (2014) has suggested several steps in preparing learning activities using the *Make a Match* technique. *Firstly*, step is preparing the cards with the questions and the other cards with the answers to the questions. *Secondly* is grouping. The teacher divides the class into two groups. The first group is the group which is given the question cards, second group is those who are given the answer cards, while the third group is some students as an assessor group.

Then, the groups positioned in forms of a U letter in which the first and the second groups face each other. When each group is already in position, the teacher blows a whistle or gives some other sign that the matching activities can start. Students in the first and the second group move around and meet the members of the opposite group to match their cards and find the answers.

The results are identified by pairs formed from both groups. When the pairs have been formed, they should show their cards to one of the assessor group. This

group then reads them to make sure that they got the correct answers. When this activity has been done, the teacher changes the role of the assessor group to take the role of either the first or the second group and issues new cards. At the end, the teacher gives feedback and facilitates class discussions to ensure the correct answers and understanding of the meaning and the use of all the new words by the students.

In addition, according to Lie (2008) there are several ways of teaching *Make a Match* method. *Firstly*, teachers set up some cards contain concept or topic that some may be suitable for reviews (preparation for tests or exams). *Secondly*, each student gets one card. *Thirdly* is each student is thinking of an answer or question of cards held. *Fourth*, every student look for a partner who has a card that matches the card (about answers). *The last* is teachers set up that some cards contain concepts or topics installments that are suitable for review sessions, on the contrary a matter of the card section and other parts of the answer cards.

### **C. Theoretical Framework**

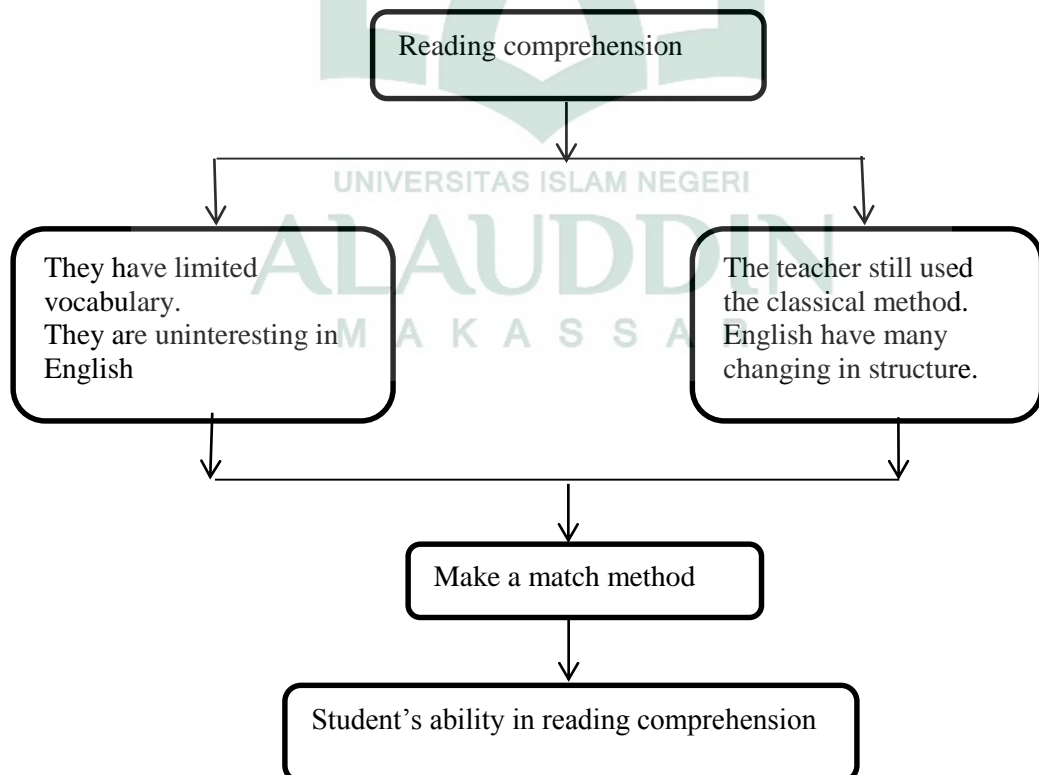
Reading comprehension is one of kinds of reading. Reading comprehension as tool to make sure understand the students have some process such as previewing-scanning, searching and predicting.

In teaching reading, the general problems that they faced of the students' such as they have limited vocabulary, so they are difficult to understand the context of the text. The secondly is the students' uninteresting in English because English is difficult to learn. The specific problems that they faced are the teacher habit in the classroom activities used the classical method and English itself have many

changes in structure. For instead, in sentences have twelve sentences and also have sixteen sentences, in another side they have confused with it.

To solve the students' problems that they faced in learning process, especially in reading aspect, the teacher should apply interesting method. One of them is *Make a Match* method, because it has some benefits for students such as it will creating the active and fun situation, they will have more attention with material, and increase the student's motivation. *Make a match* method is a method to apply. It will be help to enhance the students' reading comprehension.

The theoretical framework of this research that will be done is served in the following figure:






#### ***D. Hypothesis***

This section consisted of Null Hypothesis ( $H_0$ ) and alternative Hypothesis ( $H_1$ ). That present in the following.

*Null Hypothesis ( $H_0$ ): Using Make a Match was not improve the students' reading comprehension.*

*Alternative Hypothesis ( $H_1$ ): Using Make a Match was improve the students' reading comprehension.*



### CHAPTER III

#### RESEARCH METHOD

This chapter explains the research tradition or paradigm used to reveal the focus issues in this research. It contains research design, research design, population, sample, variables, instrumentations, data collection procedures, data analysis techniques and statistics procedures employed in this research

##### *A. Research Design*

In this research, the researcher applied Quasi Experimental Research. It aims at to finding out the effectiveness of using *Make a Match* to improve the students' reading comprehension at MTs Guppi Samata, Gowa. In this design involved into two groups, the experimental group and the controlled group. Experimental group was applied *Make a Match* in treatment and the controlled group receive usual treatment or conventional ways as the habitually of the teacher and students in learning process, here the conventional method was speech method. Both groups were given pre-test and post-test as designed as follows.

E	O <sub>1</sub>	X	O <sub>2</sub>
C	O <sub>3</sub>		O <sub>4</sub>

Where:

E : Experimental group

C : Controlled group

X : Treatment

O<sub>1</sub> & O<sub>3</sub> : Pre-test

O<sub>2</sub> & O<sub>4</sub> : Post- test

### **B. Research Variable**

Sugiyono (2014) states that the research variables are all things that in any form which are defined by the researchers to be studied in order to obtain information about it. The kinds of variable consisted dependent variable and independent variable. Independent variable was the variable that influences another variable to achieve what is expected by researcher, while the dependent variable was a factor which is observed and measured to determine the effect of independent variable.

There were two research variables, they were:

- a. The dependent variable was Students' Reading Comprehension.
- b. The Independent variable in this research was *Make a Match* method.

### **C. Population and Sample**

#### **1. Population**

According to Arikunto (2006) population is the total member of research respondents, while sample is a part or representation of population that is researched. The population of this research was the students' at first grade of MTs Guppi Samata, Gowa. There were two classes and each class consists of 25 students'. The total of the students were 50 students.

#### **2. Sample**

According to Arikunto (2006) sample is the part or representative of the population studied, but not the population itself. The sample of this research

was the first grade of MTs Guppi Samata, Gowa. Therefore, the sample were two classes, they were class VII A and VII B. In this research, the researcher used *purposive sampling*. In purposive sampling, the researcher selected a sample that is believed to be representative of a given population. It means that the researcher took one class of the students.

The researcher chosed class VII A as the control class because their ability in English higher than class VII B, and class VII B as the experimental class because the researcher applied the Make a Match method to evaluate their comprehending in reading aspect.

#### ***D. Research Setting***

##### **1. Location and time**

This research took place at MTs Guppi Samata Gowa in academic year 2016/2017. This research was done at first grade. Actually, there were two classes in first grade. There were Class VII A and VII B. Which each class consists 25 students. In lesson activities, English has schedule at tuesday and thursday or twice in a week. During a research, I taken for eight meetings, which one meeting in taken pre-test, six meetings did treatment, one meeting did pre-test and post-test. On the 15<sup>th</sup> August 2016 I conducted observation in MTs Guppi Samata Gowa by interviewing both of teacher and students' to know their problem English Learning process. After presenting my draft on January 2017, I came back to the school to do making a researcher This research lasted for one month, started on January 27<sup>th</sup> until February 26<sup>th</sup>

2017. After that, I analysed my data for two weeks and I examined on 25<sup>th</sup> August 2017.

## 2. School Profile

This researcher took at MTs Guppi Samata Gowa, which located on H. Yasin Limpo street No. 36 Samata, Gowa regency, South Sulawesi. The school of MTs Guppi Samata is a part Islamic Boarding School of TK. I Pembangunan GUPPI Samata, Gowa. It consist of SMP, SMA, MTS dan MA. Each of school has a headmaster. MTs Guppi samata has six classes, which each grade consists two classes. The total number of the students were 132 students. Dra. Hj. Haeriah as headmaster of Mts Guppi Samata Gowa and Rismarini, S. Pd. as English teacher. There were some teachers have taught of MTs Guppi Samata Gowa, some of them was alumnae of State Islamic University of Alauddin Makassar.

### ***E. Research Instrument***

The researcher used the reading test to collect the quantitative information about the real objective. The kind of test is 20 numbers multiple choice and 5 numbers make a matching some words. In this case the researcher used a test as tool to determine the ability of students' to understand the material being taught. In reading test the researcher made it separate each the sentences, the purpose to make like that is to give the students a chance to looking for their partner from the text that they are gotten, so they would *Make a Match* to know the continuing the text. And the totality of the test is twenty five numbers.

## ***F. Data Collection Procedure***

To collect data, the researcher used some procedures as follows, such as pre-test, treatment, and post-test.

### **1. Pre-Test**

Before doing treatment, the students' were given pre-test to know the students comprehension. It intend to see the students' prior knowledge on reading comprehension.

### **2. Treatment**

After giving pre-test, the students were treated for six meeting in class VII B by implementing the *Make a Match* method. There were some explanations of the treatment that have I taught by make a match method in the experimental class.

The first treatment was conducted at Tuesday, 24<sup>th</sup> January 2017. The first topic is *My Lonely Canary*. It was the first day I came in their class with some steps as following:

- a. The researcher prepared several containing car several concept topic that suited for session review, one card part is exercise card and part answer card.
- b. Every student got one card.
- c. Every student answered or exercised from one card that held.
- d. Every student looked pair that has fit in with the card
- e. Every student got the card before deadline was giving point.

- f. After one round, the card were shaken again so that every student different car from previous.
- g. Such further
- h. The researcher made a conclusion.

The second treatment was conducted in Thursday, 27<sup>th</sup> January 2017. The first topic is *Amed* with some steps as following:

- a. The researcher prepared several containing car several concept topic that suited for session review, one card part is exercise card and part answer card.
- b. Every student got one card.
- c. Every student answered or exercised from one card that held.
- d. Every student looked pair that has fit in with the card
- e. Every student got the card before deadline was giving point.
- f. After one round, the card were shaken again so that every student different car from previous.
- g. Such further
- h. The researcher made a conclusion.

The third treatment was conducted in Tuesday, 31<sup>st</sup> January 2017. The topic is *My Close Friend* with some steps as following:

- a. The researcher prepared several containing car several concept topic that suited for session review, one card part is exercise card and part answer card.
- b. Every student got one card.

- c. Every student answered or exercised from one card that held.
- d. Every student looked pair that has fit in with the card
- e. Every student got the card before deadline was giving point.
- f. After one round, the card were shaken again so that every student different car from previous
- g. Such further
- h. The researcher made a conclusion

The fourth treatment was conducted in Tuesday, 2<sup>nd</sup> February 2017. The topic is *My Mother* with some steps as following:

- a. The researcher prepared several containing car several concept topic that suited for session review, one card part is exercise card and part answer card.
- b. Every student got one card.
- c. Every student answered or exercised from one card that held.
- d. Every student looked pair that has fit in with the card
- e. Every student got the card before deadline was giving point.
- f. After one round, the card would be shaken again so that every student different car from previous.
- g. Such further
- h. The researcher made a conclusion.

The Fifth treatment was conducted in Thursday, 7<sup>th</sup> February 2017. The topic is *My Family* with some steps as following:



- a. The researcher prepared several containing car several concept topic that suited for session review, one card part is exercise card and part answer card.
- b. Every student got one card.
- c. Every student answered or exercised from one card that held.
- d. Every student looked pair that has fit in with the card.
- e. Every student got the card before deadline was giving point.
- f. After one round, the card were shaken again so that every student different car from previous.
- g. Such further
- h. The researcher made a conclusion.

The sixth treatment was conducted in Tuesday, 10<sup>th</sup> February 2017. It was the last meeting in class VII B and The topic is *My Family* with some steps as following:

- a. The researcher prepared several containing car several concept topic that suited for session review, one card part is exercise card and part answer card.
- b. Every student got one card.
- c. Every student answered or exercised from one card that held.
- d. Every student looked pair that has fit in with the card.
- e. Every student got the card before deadline was giving point.
- f. After one round, the card were shaken again so that every student different car from previous.

- g. Such further.
- h. The researcher made a conclusion.

### 3. Post-test.

Post-test is a form of question given after material has been delivered. In short, the post test is currently teaching materials evaluation end of the day was given. It aims that to know their improvement knowledge about reading.

#### G. Data Analysis Technique

The researcher collected the data through pre-test and post-test analyzed with the following formula:

1. Scoring the students' of pre- test and post-test by using this formula score:

$$X = \frac{\text{studentscorrectanswer}}{\text{numberofitemintest}} \times 100$$

(Jabo: 2008)

2. Classifying the students' score using the following scales:

No.	Range of Score	Classification
1.	96-100	Excellent
2.	86-95	Very good
3.	76-85	Good
4.	66-75	Fairly good
5.	56-65	Fair
6.	46-55	Poor
7.	0-45	Very poor

(Depdikbud: 2012)

3. To find out the students percentage, the formula as follows:

$$P = \frac{f}{N} \times 100\%$$

Where:

P : percentage

F : frequency

N : the total number of students

(Sukestiyanto: 2013)

4. To calculate the mean score of the students' comprehension by using the following formula:

$$x = \frac{\sum X}{n}$$

Where:

x : Mean score

$\sum X$  : Sum of all scores

n : Total of scores

5. Calculating of standard deviation of each total score of pre-test and post – test, the researcher use the following formula:

$$SD = \sqrt{\frac{SS}{N}}, \text{ where } SS = \sum X^2 - \frac{(\sum X)^2}{N}$$

Where:

SD : standard deviation

SS : he sum of square

$N$  : total number of the subjects

$\sum X^2$  : the sum of all square; each score is squared all the squares are added up

$(\sum X)^2$  : the square of the sum; all the scores are added up and the sum is square total

6. To answer question research, I would use this formula. The formula used in finding out the difference between students' score reading ability.

$$t = \frac{\bar{X}_1 - \bar{X}_2}{\sqrt{\left(\frac{SS_1 + SS_2}{n_1 + n_2 - 2}\right) \left(\frac{1}{n_1} + \frac{1}{n_2}\right)}}$$

Where:

$t$  : test of significance

$x_1$  : mean score of experimental group

$x_2$  : mean score of the control group

$SS_1$  : sum square of experimental group

$SS_2$  : sum square of control group

$n_1$  : number of students of experimental group

$n_2$  : number of students of control group

## CHAPTER IV

### FINDINGS AND DISCUSSION

This chapter particularly presents the findings of the research which are presented as data description, and the discussion of the findings reveals argument and further interpretation of the findings. In this chapter, the researcher analyzed the data consisting of the result of pre-test and post-test either in experimental class or control class.

#### **A. Findings**

The findings of the research were based on the results of the data analysis. The data analysis was used to collect data. The test consisted of pre-test and post-test. The pre-test was given to find out the students' background knowledge on reading before presenting *Make a Match* method and the post-test was given to find out the enhancement of the students' reading comprehension after giving the treatment.

- 1. The classification of the students' pretest and post test scores in experimental class.**

The table1 and 2 showed the classification of the students' reading comprehension at the first grade of MTs Guppi Samata Gowa in pretest and post test scores in experimental class.

**Table 1****The rate percentage of score experimental class in pre-test**

No.	Classification	Score	Frequency	Precentage
1.	Excellent	96-100	0	0 %
2.	Very good	86-95	0	0 %
3.	Good	76-85	0	0 %
4.	Fairly good	66-75	3	12 %
5.	Fair	56-65	3	12 %
6.	Poor	46-55	3	12%
7.	Very poor	0-45	16	64 %
Total			25	100 %

Table 1 shows that the rate percentage and frequency of the student's experimental class in the pre-test, the students got neither excellent nor very good and good score, 3 (12 %) students got fairly good score, fair and poor score and 16 (64%) students got very poor score. It means that, the students' score before given treatment were low.

**Table 2****The rate percentage of score experimental class in post-test**

No.	Classification	Score	Frequency	Precentage
1.	Excellent	96-100	1	4 %
2.	Very good	86-95	6	24 %
3.	Good	76-85	5	20 %
4.	Fairly good	66-75	5	20 %
5.	Fair	56-65	7	28 %
6.	Poor	46-55	1	4 %
7.	Very poor	0-45	0	0 %
Total			25	100 %

Table 2 shows that in the post-test there were students 1 (4%) got in excellent, 6 (24%) got in very good, 5 (20 %) students got good score and fairly good score, 7 (28%) students got fair score and 1 (4%) students got fair and there were not students got very poor score. It means that, the using of make a match method was effective to improve the student's reading comprehension.

## 2. The classification of the students' pretest and post-test scores in Controlled class

The following table (table 3 and 4) showed the classification of the students' reading comprehension at the first grade of MTs Guppi Samata Gowa in pretest and post-test scores in controlled class.

**Table 3**  
**The rate percentage of score controlled class in pre-test**

No.	Classification	Score	Frequency	Percentage
1.	Excellent	96-100	0	0 %
2.	Very good	86-95	0	0 %
3.	Good	76-85	2	8 %
4.	Fairly good	66-75	4	16 %
5.	Fair	56-65	9	36 %
6.	Poor	46-55	1	4 %
7.	Very poor	0-45	9	36 %
Total			25	100 %

Table 3 shows that in the post-test there none of the students' (0%) got in excellent and very good score, 2 (8%) students got good score, 4 (16%) students got fairly good, 9 (36%) students got the fair and very poor

score and just 1 (4%) students got poor score. It means that, the students' score in before give treatment was very low.

**Table 4**  
**The rate percentage of score Controlled class in post-test**

No.	Classification	Score	Frequency	Percentage
1.	Excellent	96-100	0	0 %
2.	Very good	86-95	0	0 %
3.	Good	76-85	1	4 %
4.	Fairly good	66-75	4	16 %
5.	Fair	56-65	7	28 %
6.	Poor	46-55	3	12 %
7.	Very poor	0-45	10	40 %
Total			25	100 %

Table 4 shows that in the post-test there none of the students' (0)% got in excellent and very good score, 1 (4%) students got good score, 4 (16%) students got fairly good, 7 (28%) students got the fair score, 3(12%) students got poor score and 10 (40%) students got very poor score. It means that, the students score in post-test in control class very low or not enhancement from pre-test.

### 3. **The mean score and standard deviation of Experimental class and controlled class**

After calculating the result of the students score, the mean score and standard deviation of both classes can be presented in the following table:



**Table 5**  
**The mean score and standard deviation of experimental class**  
**and controlled class in pre-test and post-test**

Class	Mean score		Range	Standard Deviasi	
	Pre-test	Post-test		Pre-test	Post-test
<b>Experimental</b>	<b>45.44</b>	<b>74.28</b>	<b>28.84</b>	<b>12.214</b>	<b>14.684</b>
<b>Control</b>	<b>54.72</b>	<b>51.52</b>	<b>-3.2</b>	<b>13.588</b>	<b>15.549</b>

The table 5 shows that, the mean score of experimental class in pre-test was (45.44) and the standard deviation of experimental class was (12.214), and the mean score of controlled class in pre-test (54.72) and its standard deviation was (13.588). While the mean score of experimental class in post-test of controlled was (74.28) and the standard deviation of experimental class was (14.684), the mean score of controlled class in post-test was (51.52) and standard deviation was (15.549). It can be concluded from both of the tests; the experimental class gained the greater mean score than the controlled group

The significance score between experimental score and control class can be known by using the t-test. The result of the t-test can be seen in the table 6.

**Table 6**  
**Distribution the value test of t-test and t-table in post-test**

Variable	t-test value	t-table value
Post-test	<b>5.511</b>	<b>2.021</b>

The table above showed that t-test value was greater than t-table. The result of the test showed there was significant difference between t-table and t-test ( $5.511 > 2.021$ ), it means that, t-table was smaller than t-test.

The result of the t-test statistical analysis showed that there was significant difference between the experimental class which got treatment by using *Make a Match* method with controlled class who taught by conventional method. The statement was proved by the t-test value (5.511) which was higher than t-table value (2.021), at the level of significance ( $\alpha$ ) 0.05 and the degree of freedom (df) 48.

### **B. Discussion**

The method of *Make a Match* is one of the cooperative learning that learning results obtained through cooperation with others. The cooperation can be done in a variety of forms both groups and in a formal learning environment that occur naturally. Besides, learning community correlates with the real object or daily life to make students easier to understand the material because the students' can get helping from his/her friend.

Make a match method is a suitable method applied in the classroom in teaching reading at first grade of MTs Guppi Samata Gowa. The result of this research showed that this method have influence on improving students' reading comprehension. *Make a Match* method is a method that designed for giving student a skill to overcome the problems. So that, they become addicted to learn more and increased students' reading.

The researcher found that applied *Make a match* method was effective in improving the students' reading comprehension (see the table 2 and table 4). It was indicated by the total pre-test of experimental group that was 1134 with the mean score 45.44 and it posttest was 1.857 with mean score was 74.28. Meanwhile, the total of the pre-test and post-test of the controlled group was 1.368 with the mean score was 54.72 and it's the post test was 1288 with mean score 51.52. The result of the t-test both groups, experimental and controlled group was higher than t-table result ( $5.511 \geq 2.021$ ).

The researcher concluded that the using of *Make a Match* method in teaching reading is effective. It was proved by the result of the data analysis after being with t-table (2.021) with the t-test (5.511). Moreover, the researcher also are supported from Asti Pratiwiningsih (2013) entitled "*Using Make a Match technique in Teaching Reading Comprehension report Text*", she concluded that reading comprehension score of students who are taught using *Make a Match* technique get better achievement to understand report text in reading comprehension and using *make a match* can improve the students' reading comprehension.

To sum up, based on the the result of this study, which showed the students' scores were higher after the treatment in experimental class using *Make a Match* method. The use *Make a Match* method for teaching reading was surely beneficial to increase students' ability. In summary, the researcher asserted that *Make a Match* method was important to apply on teaching reading.

## CHAPTER V

### CONCLUSION AND SUGGESTION

This chapter presents the conclusions as well as few suggestions of this study. Suggestions are taken based on findings and conclusions obtained in this research.

#### A. *Conclusion*

From the discussion in previous chapter, it can be concluded that using of *Make a Match* method is more effective than conventional (speech method) method because *Make a Match* method improved the students reading comprehension. The students reading comprehension towards descriptive text before using *Make a Match* method was very poor (16 or (64%). It was different from the students reading comprehension after using *Make a Match* Method.

The data analysis there was significance improvement of the students' post-test of experimental class from 25 students, where there were 1 (4%) students got excellent, 6 (24%) students got very good and good score, 7 (28%) students got fair and, 1 (4%) students poor score and there were not students got in very poor score.

It can be concluded that the main score of the students increase from the **very poor** (45.44) become **fairly good** (74.28). The test value was 5.511 and the table was 2.021, it meant that  $H_1$  was accepted explaining that *Make a Match* was effective to improve the students reading comprehension of MTs Guppi Samata Gowa and the null hypothesis ( $H_0$ ) was rejected.

## ***B. Suggestions***

Considering the conclusion above, the researcher puts forward some suggestions as follows:

### 1. For the Teacher or Lecturer

In teaching/learning activity, especially in reading, the teacher or lecturer could give the materials using different method. For example, using *Make a Match* method, in making it effective and efficient. Using this method is possible to ask students the student's known how to look the answered of the question.

*Make a Match* method should be considered as an alternative method to be used by English teachers in teaching vocabulary in the classroom since it may be effective to increase the students' reading comprehension. Indeed, this research was focused on teaching reading. This does not mean that the *Make a Match* method can only be used in teaching these materials but it may also be used in teaching other materials.

Therefore, English teachers are suggested to try using the *Make a Match* method in teaching all types of texts. Second, English teachers applying this method should follow the steps suggested in the *Make a Match* technique in teaching reading to increase the students' participation and maximum scores, possibly the *Make a Match* method needs to be used many times not just a couple of times as in this study to really make a significant improvement in the reading of the students.

## 2. For the Students

Make a Match method is one of cooperative learning who found by Lorna Currant, in many cases *Make a Match* method have make the students interesting in lesson, they have more attention with material and increase the students' motivation. Students should always be active in teaching-learning process. They must study hard if they want to be successful in mastering English. It is suggested to the students who need improvement in their ability especially in reading skill may try to use more the *Make a Match* method in different chance.

## 3. For the Next Researcher

It is suggested to other researchers to complete this research by conducting any other researches in *Make a Match* method. Based on the explanation above the writer would like to suggest other researcher, that the result of the study can be used as additional reference for further research with different sample and occasions. This research has many limitations and more researches should be conducted on this topic. Future researchers may conduct a study with a different and broader population and a larger sample.

In addition, the variables may be modified, future researchers can try to find a relationship between *Make a Match* method-reading comprehension and other language skills or competence, such as speaking skill or grammar competence. To sum up, for further studies, the *Make a Match* method can be considered for teaching reading especially in reading comprehension. It is

recommended that more research be done after referring to the findings from this research.




## BIBLIOGRAPHIES

- Amalia, Indah. *Improving Students' Reading Comprehension By Using Retelling Joke Story Method (A Classroom Action Research Of The First Year Students' Of SMAN 3 Sinjai)*. Thesis of UIN Alauddin Makassar. 2014.
- Aqib, Zainal. *Model- Model, Media, dan Strategi Pembelajaran Kontekstual (Inovatif)*. Bandung: Yrama Widya. 2013.
- Arikunto, Suharsimi. *Prosedur Penelitian Suatu Pendekatan Praktik*. Jakarta: PT Rineka Cipta. 2006.
- Baso, Jabo. *English Language Testing*. Makassar: Badan Penerbit UNM. 2008.
- Curran, L. *Language Arts and Cooperative Learning: Lesson for the Title Ones*. San Clemente, C.A:Kagan Publisher. 1994.
- Fauzan, Risnu. *The Effectiveness of Using Collaborative Learning strategic (CLS) to Improve the Students' Reading Comprehension at the Second Year Students' of Madrasah Aliyah Guppi Samata Kabupaten Gowa*. Thesis UIN Alauddin Makassar. 2016.
- Hajrah, St. *The Effectiveness of Using Cursory Reading Technique in Increasing the Second Year Students' Reading Achievement of SMA Muhammadiyah Kalosi Enrekang*. Thesis UIN Alauddin Makassar. 2010.
- Harmer, Jeremy. *The practice of English Language Teaching*. 3<sup>rd</sup>Edition. Longman, 2007.
- Heriyanti. *Improving Students' Motivation in Studying English Through A Match Method at the First Grade of SMP Negeri 2 Samuleko Kabupaten Bone*. Thesis of UIN Alauddin Makassar. 2012.
- Huda, Miftahul. *Cooperative Learning:Metode, Tehnik, Struktur, dan Model Penerapan*. Yogyakarta: Pustaka Pelajar. 2015.
- Huda, Miftahul. *Model-Model Pengajaran dan Pembelajaran:Isu-Isu Metodis dan Pragmatis*. Yogyakarta:Pustaka Pelajar. 2015.
- Irmayani. *The Effrectiveness of Using Question-Answer Relation (QAR) Strategy in Improving Reading Comprehension of the Eight Grade Students at SMP Negeri 25 Bulukumba*. Thesis of UIN Alauddin Makassar. 2012.
- Indrawati, Evi. *The effectiveness of Using Reading-Encoding-Annoting Pondering (REAP) Technique in Improving the Students' Reading Comprehension at SMA Muhammadiyah Makassar*.Thesis of UIN Alauddin Makassar. 2012.
- Isjoni. *Cooperative Learning, Efektivitas Pembelajaran Kelompok*. Bandung: Alfabeta. 2007.
- Kasihani. *English for Young Learners*, Jakarta: PT. Bumi Aksara. 2007.



- Kreidler, Charles W. *Introducing English Semantics*, New York: British Library: 1998.
- Latief M. Adnan. *Research Methods on Language Learning: An Introduction*. Malang: UM Press. 2013.
- Lie Anita. *Cooperative Learning: Pembelajaran di Ruang-Ruang Kelas*. Jakarta: Grasindo. 2008.
- Maksum, Muhammad. *Menjadi Guru Idola*. Klaten: Cable Book. 2014.
- Marhamah. *Improving the Students' Reading Comprehension by Using Group Investigation (GI) Method at the Second Year of MTS Aisyiyah Sungguminasa*. Thesis of UIN Alauddin Makassar. 2013.
- Muijs, Daniel. and David Reynold. *Effective Teaching:Teori dan Aplikasi*. Yogyakarta: PT. Pustaka Pelajar. 2008.
- Munawar. *Konsep Pengembangan Belajar dan Pembelajaran Berbasis Pendidikan Karakter, Ikhtiar Membangun Keseimbangan IQ, EQ, & SQ*. Yogyakarta: Kurnia Kalam Semesta. 2013.
- Nasr. *How to Teach Reading*. California:Addison Wesley Publishing. 1984.
- Nurleni. *Improving Students' Motivation in Studying English Through Making A Match Method at the Second Year of SMA Negeri 4 Herlang Kab. Bulukumba*. Thesis of UIN Alauddin Makassar. 2012.
- Nuttal, Cristine. *Teaching Reading Skills in a Foreign Language*. London:Heinemann Educational Books. 1982.
- Pratiwiningsih, Asri. *Make a Match Technique in Teaching Reading Comprehension Report Text*. Thesis of STKIP Jombang. 2013.
- Rivers. M. Wilga. *Teaching Foreign-Language Skills*. Chicago: The University of Chicago press. 1981.
- Setianingsih, Arisa. "The Use Of Matching Game To Improve Students' Understanding On Irregular Verb Of Simple Past Tense (An Experimental Research at the Eighth Grade Students of SMP Negeri 01 Mlonggo Jepara in the Academic Year of 2010/2011)". Thesis of IAIN Walisongo. 2010.
- Sofian, Haris. *The Effectiveness of Using Think Pair Share (TPS) in Teaching Reading Comprehension at Second Grade of Madrasah Aliyah Darul Istiqamah Makasaar*. Thesis of UIN Makassar. 2011.
- Slavin. E, Robert. *Cooperative Learning: Teori, Riset dan Praktik*. Bandung: Nusa Media. 2005.
- Smith, Richardj, and D dale D Johnson. *Teaching Reading: A Handbook*. USA:St. Martin Press. 1980.

- Sugiyono. *Metode Penelitian Kuantitatif Kualitatif dan R&D*. Bandung: Alfabeta. 2014.
- Suprijono, Agus. *Cooperative Learning: Teori dan Aplikasi PAIKEM*. Yogyakarta: PT. Pustaka Belajar. 2014
- Sukestiyanto. *Statistika Dasar*. Yogyakarta : C.V Andi Offset. 2013.
- Yani, L. N. *The effectiveness of Using Learning-Centered Approach to Improve the Students' Reading Comprehension in English Education Department of Tarbiyah and Teaching Faculty at UIN Alauddin Makassar*. Thesis of UIN Alauddin Makassar. 2011.
- Zaini. H. Munthe and Aryani S. *Strategi Pembelajaran Aktif*. Yogyakarta: Pustaka Insan Madani. 2008.
- Wastawan Komang, Sutarsah Cucu and Sudirman. "*Increasing Students' Reading Comprehension Through Make a Match Method of Cooperative Learning at the First Grade of SMA*". Thesis of STKIP Jombang. 2010.
- Wahyuni, Sri. "*The Effectiveness of Using Make-A Match Method in Teaching Reading Comprehension to the First Grade Students of SMPN 02 Sulang Rembang*". Thesis of State University of Semarang. 2010.



## APPENDIX I

### Lesson Plan

#### RENCANA PELAKSAAN PEMBELAJARAN

(I)

Sekolah : Ms TGuppi Samata Gowa

Mata pelajaran : Bahasa Inggris

Kelas /Semester : VII B/ II (*Experimental Class*)

Aspek/Skill : Membaca (*Reading*)

Alokasi Waktu : 2x40 menit

**A. Tujuan Pembelajaran**

Setelah mengikuti pembelajaran ini, peserta didik diharapkan mampu memahami arti kata dalam bahasa Indonesia

**B. Materi pembelajaran**

Teks tertulis berbentuk *Descriptive Text*

**C. Metode pembelajaran**

*Cooperative Learning type Make a Match Method*

**D. Langkah-Langkah Pembelajaran**

No.	Langkah Pembelajaran	Kegiatan Pembelajaran	Alokasi Waktu
1	Pendahuluan/ kegiatan awal	1. Peneliti mengawali aktivitas dalam kelas dengan memberi salam dan tegur sapa kepada peserta didik. 2. Peneliti mengecek kehadiran siswa. 3. Peneliti memperkenalkan secara umum tentang metode make a match. 4. Peneliti menyampaikan hal-hal yang akan dilakukan oleh mereka.	10'
2	Kegiatan Inti	1. Peneliti membagikan satu potongan teks berbentuk <i>Descriptive Text</i> kepada tiap-tiap peserta didik.	60'

		<ol style="list-style-type: none"> <li>2. Peneliti memberi waktu kepada peserta didik untuk membaca teks yang dibagikan.</li> <li>3. Setelah peserta didik membaca teks yang dibagikan, peneliti menyiapkan beberapa potongan kertas yang akan dibagikan kepada peserta didik.</li> <li>4. Peneliti membagi peserta didik ke dalam dua kelompok, kelompok pertama akan mendapatkan potongan kertas bahasa inggris, sedangkan kelompok kedua akan mendapatkan potongan kertas berbahasa Indonesia.</li> <li>5. Peneliti membagikan potongan kertas ke setiap peserta didik, sehingga mereka mendapatkan masing-masing potongan.</li> <li>6. Peserta didik membaca dan memahami potongan teks yang mereka dapatkan.</li> <li>7. Peserta didik akan mencari pasangan mereka sesuai dengan potongan kertas yang mereka dapatkan</li> <li>8. Peneliti menyimpulkan tujuan daripada pembelajaran.</li> </ol>	
3	Penutup	<ol style="list-style-type: none"> <li>1. Peneliti meminta ketua kelas untuk memimpin teman-temannya berdoa sebelum pelajaran diakhiri.</li> <li>2. Peneliti menutup pembelajaran dengan mengucapkan salam.</li> </ol>	10'

## RENCANA PELAKSAAN PEMBELAJARAN

(II)

Sekolah : MTs Guppi Samata Gowa

Mata pelajaran : Bahasa Inggris

Kelas /Semester : VII B/ II (*Experimental class*)

Aspek/Skill : Membaca (*Reading*)

Alokasi Waktu : 2x40 menit

### A. Tujuan Pembelajaran

Setelah mengikuti dan pembelajaran ini, peserta didik diharapkan mampu memahami arti kata dalam bahasa Indonesia

### B. Materi pembelajaran

Teks tertulis berbentuk *Descriptive Text*

### C. Metode pembelajaran

*Cooperative Learning type Make a Match Method*

### D. Langkah-Langkah Pembelajaran

No.	Langkah Pembelajaran	Kegiatan Pembelajaran	Alokasi Waktu
1	Pendahuluan/ kegiatan awal	<ol style="list-style-type: none"> <li>1. Peneliti mengawali aktivitas dalam kelas dengan memberi salam dan tegur sapa kepada peserta didik.</li> <li>2. Peneliti mengecek kehadiran peserta didik</li> <li>3. Peneliti menyampaikan hal-hal yang akan dilakukan oleh mereka.</li> </ol>	10'
2	Kegiatan Inti	<ol style="list-style-type: none"> <li>1. Peneliti membagikan satu potongan teks berbentuk <i>descriptive text</i> kepada tiap-tiap peserta didik.</li> <li>2. Peneliti memberi waktu kepada peserta didik untuk membaca teks yang dibagikan.</li> <li>3. Setelah peserta didik membaca teks yang dibagikan, peneliti menyiapkan beberapa potongan kertas yang akan dibagikan</li> </ol>	60'

		<p>kepada peserta didik.</p> <ol style="list-style-type: none"> <li>4. Peneliti membagi peserta didik ke dalam dua kelompok, kelompok pertama akan mendapatkan potongan kertas bahasa inggris, sedangkan kelompok kedua akan mendapatkan potongan kertas berbahasa Indonesia.</li> <li>5. Peneliti membagikan potongan kertas ke setiap peserta didik, sehingga mereka mendapatkan masing-masing potongan.</li> <li>6. Peserta didik membaca dan memahami potongan teks yang mereka dapatkan.</li> <li>7. Peserta didik akan mencari pasangan mereka sesuai dengan potongan kertas yang mereka dapatkan.</li> <li>8. Peneliti menyimpulkan tujuan daripada pembelajaran.</li> </ol>	
3	Penutup	<ol style="list-style-type: none"> <li>1. Peneliti meminta ketua kelas untuk memimpin teman-temannya berdoa sebelum pelajaran diakhiri.</li> <li>2. Peneliti menutup pembelajaran dengan mengucapkan salam.</li> </ol>	10'

## RENCANA PELAKSAAN PEMBELAJARAN

(III)

Sekolah : MTs Guppi Samata Gowa

Mata pelajaran : Bahasa Inggris

Kelas /Semester : VII B/ II (*Experimental class*)

Aspek/Skill : Membaca (*Reading*)

Alokasi Waktu : 2x40 menit

### A. Tujuan Pembelajaran

Setelah mengikuti pembelajaran ini, peserta didik diharapkan mampu memahami arti kalimat dalam bahasa Indonesia

### B. Materi pembelajaran

Teks tertulis berbentuk *Descriptive Text*

### C. Metode pembelajaran

*Cooperative Learning type Make a Match Method*

### D. Langkah-Langkah Pembelajaran

No.	Langkah Pembelajaran	Kegiatan Pembelajaran	Alokasi Waktu
1	Pendahuluan/ kegiatan awal	<ol style="list-style-type: none"> <li>1. Peneliti mengawali aktivitas dalam kelas dengan memberi salam dan tegur sapa kepada peserta didik.</li> <li>2. Peneliti mengecek kehadiran siswa <ul style="list-style-type: none"> <li>• Who is absent today?</li> </ul> </li> <li>3. Peneliti menyampaikan hal-hal yang akan dilakukan oleh mereka, sama seperti yang mereka lakukan pada pertemuan kedua.</li> </ol>	10'
2	Kegiatan Inti	<ol style="list-style-type: none"> <li>1. Peneliti membagikan satu potongan teks berbentuk <i>Descriptive Text</i> kepada tiap-tiap peserta didik.</li> <li>2. Peneliti memberi waktu kepada peserta didik untuk membaca teks yang dibagikan.</li> <li>3. Setelah peserta didik membaca teks yang</li> </ol>	60'



		<p>dibagikan, peneliti menyiapkan beberapa potongan kertas yang akan dibagikan kepada peserta didik.</p> <ol style="list-style-type: none"> <li>4. Peneliti membagi peserta didik ke dalam dua kelompok, kelompok pertama akan mendapatkan potongan kertas bahasa Inggris, sedangkan kelompok kedua akan mendapatkan potongan kertas berbahasa Indonesia.</li> <li>5. Peneliti membagikan potongan kertas ke setiap peserta didik, sehingga mereka mendapatkan masing-masing satu potongan kertas berbentuk tulisan.</li> <li>6. Peserta didik membaca dan memahami potongan teks yang mereka dapatkan.</li> <li>7. Peserta didik akan mencari pasangan mereka sesuai dengan potongan kertas yang mereka dapatkan</li> <li>8. Peneliti menyimpulkan tujuan daripada pembelajaran.</li> </ol>	
3	Penutup	<ol style="list-style-type: none"> <li>1. Peneliti meminta ketua kelas untuk memimpin teman-temannya berdoa sebelum pelajaran diakhiri.</li> <li>2. Peneliti menutup pembelajaran dengan mengucapkan salam.</li> </ol>	10'

## RENCANA PELAKSAAN PEMBELAJARAN

(IV)

Sekolah : MTs Guppi Samata Gowa

Mata pelajaran : Bahasa Inggris

Kelas /Semester : VII B/ II (*Experimental Class*)

Aspek/Skill : Membaca (*Reading*)

Alokasi Waktu : 2x40 menit

### A. Tujuan Pembelajaran

Setelah mengikuti pembelajaran ini, peserta didik diharapkan mampu memahami arti kalimat dalam bahasa Indonesia

### B. Materi pembelajaran

Teks tertulis berbentuk *Descriptive Text*

### C. Metode pembelajaran

*Cooperative Learning type Make a Match Method*

### D. Langkah-Langkah Pembelajaran

No.	Langkah Pembelajaran	Kegiatan Pembelajaran	Alokasi Waktu
1	Pendahuluan/ kegiatan awal	<ol style="list-style-type: none"> <li>1. Peneliti mengawali aktivitas dalam kelas dengan memberi salam dan tegur sapa kepada peserta didik.</li> <li>2. Peneliti mengecek kehadiran siswa</li> <li>3. Peneliti menyampaikan hal-hal yang akan dilakukan oleh mereka, sama seperti mereka lakukan pertemuan kedua.</li> </ol>	10'
2	Kegiatan Inti	<ol style="list-style-type: none"> <li>1. Peneliti membagikan satu potongan teks berbentuk <i>Descriptive Text</i> kepada tiap-tiap peserta didik.</li> <li>2. Peneliti memberi waktu kepada peserta didik untuk membaca teks yang dibagikan.</li> <li>3. Setelah peserta didik membaca teks yang</li> </ol>	60'

		<p>dibagikan, peneliti menyiapkan beberapa potongan kertas yang akan dibagikan kepada peserta didik.</p> <ol style="list-style-type: none"> <li>4. Peneliti menyiapkan beberapa potongan kertas yang akan dibagikan kepada peserta didik.</li> <li>5. Peneliti membagi peserta didik ke dalam dua kelompok, kelompok pertama akan mendapatkan potongan kertas bahasa Inggris, sedangkan kelompok kedua akan mendapatkan potongan kertas berbahasa Indonesia.</li> <li>6. Peneliti membagikan potongan kertas ke setiap peserta didik, sehingga mereka mendapatkan masing-masing satu potongan kertas.</li> <li>7. Peserta didik membaca dan memahami potongan teks yang mereka dapatkan.</li> <li>8. Peserta didik akan mencari pasangan mereka sesuai dengan potongan kertas yang mereka dapatkan.</li> <li>9. Peneliti menyimpulkan tujuan daripada pembelajaran.</li> </ol>	
3	Penutup	<ol style="list-style-type: none"> <li>1. Peneliti meminta ketua kelas untuk memimpin teman-temannya berdoa sebelum pelajaran diakhiri.</li> <li>2. Peneliti menutup pembelajaran dengan mengucapkan salam.</li> </ol>	10'

## RENCANA PELAKSAAN PEMBELAJARAN

(V)

Sekolah : MTs Guppi Samata Gowa

Mata pelajaran : Bahasa Inggris

Kelas /Semester : VII B/ II (*Experimental Class*)

Aspek/Skill : Membaca (*Reading*)

Alokasi Waktu : 2x40 menit

### A. Tujuan Pembelajaran

Setelah mengikuti pembelajaran ini, peserta didik diharapkan mampu memahami arti kata dalam bahasa Indonesia

### B. Materi pembelajaran

Teks tertulis berbentuk *Descriptive Text*

### C. Metode pembelajaran

*Cooperative Learning type Make a Match Method*

### D. Langkah-Langkah Pembelajaran

No.	Langkah Pembelajaran	Kegiatan Pembelajaran	Alokasi Waktu
1	Pendahuluan/ kegiatan awal	<ol style="list-style-type: none"> <li>1. Peneliti mengawali aktivitas dalam kelas dengan memberi salam dan tegur sapa kepada peserta didik.</li> <li>2. Peneliti mengecek kehadiran peserta didik.</li> <li>3. Peneliti menyampaikan hal-hal yang akan dilakukan oleh mereka.</li> </ol>	10'
2	Kegiatan Inti	<ol style="list-style-type: none"> <li>1. Peneliti membagikan satu potongan teks berbentuk <i>Descriptive Text</i> kepada tiap-tiap peserta didik.</li> <li>2. Peneliti memberi waktu kepada peserta didik untuk membaca teks yang dibagikan.</li> <li>3. Setelah peserta didik membaca teks</li> </ol>	60'

		<p>yang dibagikan, peneliti menyiapkan beberapa potongan kertas yang akan dibagikan kepada peserta didik.</p> <p>4. Peneliti membagi peserta didik ke dalam dua kelompok, kelompok pertama akan mendapatkan potongan kertas bahasa Inggris, sedangkan kelompok kedua akan mendapatkan potongan kertas berbahasa Indonesia.</p> <p>5. Peneliti menyiapkan beberapa potongan kertas yang akan dibagikan kepada peserta didik</p> <p>6. Peneliti membagi peserta didik ke dalam dua kelompok, kelompok pertama akan mendapatkan potongan kertas bahasa inggris, sedangkan kelompok kedua akan mendapatkan potongan kertas berbahasa Indonesia.</p> <p>7. Peneliti membagikan potongan kertas ke setiap peserta didik, sehingga mereka mendapatkan masing-masing potongan.</p> <p>8. Peserta didik membaca dan memahami potongan teks yang mereka dapatkan.</p> <p>9. Peserta didik akan mencari pasangan mereka sesuai dengan potongan kertas yang mereka dapatkan</p> <p>10. Peneliti menyimpulkan tujuan daripada pembelajaran.</p>	
3	Penutup	3. Peneliti meminta ketua kelas untuk memimpin teman-temannya berdoa	

		sebelum pelajaran diakhiri. 4. Peneliti menutup pembelajaran dengan mengucapkan salam.	10'
--	--	---	-----



## RENCANA PELAKSAAN PEMBELAJARAN

(VI)

Sekolah : MTs Guppi Samata Gowa

Mata pelajaran : Bahasa Inggris

Kelas /Semester : VII B/ II (*Experimental Class*)

Aspek/Skill : Membaca (*Reading*)

Alokasi Waktu : 2x40 menit

### E. Tujuan Pembelajaran

Setelah mengikuti pembelajaran ini, peserta didik diharapkan mampu mengetahui pengetahuan umum dalam bahasa Inggris.

### F. Materi pembelajaran

Potongan kertas dari pengetahuan umum

### G. Metode pembelajaran

*Cooperative Learning type Make a Match Method*

### H. Langkah-Langkah Pembelajaran

No.	Langkah Pembelajaran	Kegiatan Pembelajaran	Alokasi Waktu
1.	Pendahuluan/ kegiatan awal	<ol style="list-style-type: none"> <li>1. Peneliti mengawali aktivitas dalam kelas dengan memberi salam dan tegur sapa kepada peserta didik.</li> <li>2. Peneliti mengecek kehadiran siswa.</li> <li>3. Peneliti menyampaikan hal-hal yang akan dilakukan oleh mereka.</li> </ol>	10'
2.	Kegiatan Inti	<ol style="list-style-type: none"> <li>1. Peneliti menyiapkan beberapa potongan kertas yang akan dibagikan kepada peserta didik.</li> <li>2. Peneliti membagi peserta didik ke dalam dua kelompok masing-masing kedua kelompok mendapatkan teks dalam bahasa Inggris.</li> <li>3. Peneliti membagikan potongan kertas ke</li> </ol>	60'

		<p>setiap peserta didik, sehingga mereka mendapatkan masing-masing potongan.</p> <p>4. Peserta didik membaca dan memahami potongan teks yang mereka dapatkan.</p> <p>5. Peserta didik akan mencari pasangan mereka sesuai dengan potongan kertas yang mereka dapatkan</p> <p>6. Peneliti menyimpulkan tujuan daripada pembelajaran.</p>	
3.	Penutup	<p>1. Peneliti meminta ketua kelas untuk memimpin teman-temannya berdoa sebelum pelajaran diakhiri.</p> <p>2. Peneliti menutup pembelajaran dengan mengucapkan salam.</p>	10'



## APPENDIX II

### Research Instrument for Pre-test in Experimental and Controlled Class

**Nama :**

**No. Urut :**

**Kelas :**

#### My family

Peter is the youngest in their family. He is fourteen years old and four years younger than Ani. He has long, straight hair, bright eyes and friendly smile. Sometimes he is rather naughty at home, but usually does what he is asked to do.

Peter is interested in sports very much, and at school, he plays football and tennis. He is the best badminton player in our family.

(Adapted from: pegangan guru untuk SMP/MTs oleh Bachtiar Bima Mustriana)

1. How old is Peter? He is..... years old.
  - a. Four
  - b. Fourteen**
  - c. Forty
  - d. Ten
  
2. Ani.... Years old.
  - a. Fourteen
  - b. Sixteen
  - c. Eighteen**
  - d. Nineteen
  
3. Which of the following statement is not true about Peter?
  - a. He has long and straight hair
  - b. He has bright eyes
  - c. He is interested in sports
  - d. He plays football and tennis

4. According to the passage, we know that Peter is....

- a. **Ani's youngest brother**
- b. Ani,s elder brother
- c. A naughty boy
- d. A friendly boy

5. It is implied in the passage that.....

- a. Peter is naughty
- b. Peter is lazy
- c. Peter is unfriendly
- d. **Peter is diligent**

6. From the text, we may conclude that .....

- a. Many people do not like Peter
- b. People is older that the writer
- c. **Peter is a welcoming person**
- d. Peter is not diligent person

7. What is the mostly about.....

- a. **Peter**
- b. Peter's Hobby
- c. Peter's family
- d. Peters elder's brother

8. "He is fourteen years old.....than Ani".

The underlined word refers to.....

- a. Peter
- b. Muhammad
- c. Ismail
- d. **Ani**

9. “Peter is interested in sports very much, and school he plays football and tennis.” The underlined word phrase can be replaced by.....
- Dislike sport
  - Really like sport**
  - Hates sport very much
  - Finds sport not really entertaining
10. “But he usually does what he asked to do.” The underlined phrase means.....
- He does anything he wants
  - He always asks
  - He is lazy
  - He is diligent**

### My Small House

Ari live in a small house. It has five rooms: there are two bedrooms, a living room, a bathroom, and a kitchen. Indeed it is a small house, but I like living for wasting my spare time.


When the door is open, Ari can see the living room. It is so small with only three chairs and table, nothing else. I prefer reading a novel in this room.

My bedroom is in left side of living room. In this room there is a night table next to the bed, a TV, a radio, and a computer. When being bored of reading, Ari usually play online games, chat with my friends via Facebook and so on.

Next to my bedroom is Ari’s mother’s. Ari do not know what is inside because I never come in to see it. In the right side of the living room there is the kitchen. In the kitchen Ari have everything, he need when he get hungry. It is very pleasure when my mother cooking, the smell fills my whole house.

He know it is a very small house; but it is the best place I have ever seen.

(Adapted from: pegangan guru untuk SMP/MTs oleh Bachtiar Bima Mustriana).

11. How many rooms does Ari's have?
- One room
  - Two rooms
  - Four rooms
  - Five rooms**
12. According to passage, Ari has some rooms, except.....
- a kitchen
  - living room
  - bathroom
  - dining room**
13. Where was Ari reading the novel?
- In the living room**
  - In the Dining room
  - In the Bathroom
  - In the kitchen
14. When the door is open  
The underlined word has means...
- Membuka**
  - Menutup
  - Memberikan
  - Mengambil
- 
- UNIVERSITAS ISLAM NEGERI  
ALAUDDIN  
MAKASSAR

### **My Family**

My family has four members. Those are I, my sister, and my parents of course. My name is Anto. My mother is 40 years old. Her name is Fatimah. She's thin faced and she's got long, blond hair and beautiful green eyes. She is still slim because she always tries to stay in shape. She is very good looking, always well-dressed and elegant.

My father, Lukman, he is 5 years older than my mother. He is 45 years old. In spite of this age, he's still black-haired, with several grey hairs. He has bright blue eyes. He is quite tall, but a bit shorter than me. He's very hard-working. Besides that he is working in a travel company. He can even make a dinner when my mother is outside. His cooking and his meals are always very tasty as well as my mothers.

Finally, my sister is Dina. She is 22. She is also red-haired and green eyed. She has long wavy hair and freckles. She is definitely shorter than me. But she is very sensible, smart and co-operative. Right now she is studying English and also knows Arabic and Mandarin. I want to be smart to be so smart and as she is.

They all except me, speaks Sundanese very well, because we were living in Bandung for 5 years. My sister has been going to primary school there. Unfortunately I was only 3 when we were leaving to Jakarta, so I can't speak Sundanese. Now we are happily living in Jakarta.

(Adapted from [indotravelindo.blogspot.com](http://indotravelindo.blogspot.com))

15. How many members of the Anto's family?
- a. Ten
  - b. Nine
  - c. Seven
  - d. Four**
16. How old of Fatimah?
- a. 30
  - b. 40**

- c. 50  
d. 60
17. How old of the Anto's sister?  
a. **22**  
b. 23  
c. 24  
d. 25
18. Why Anto can't speak Sundanese?  
a. Because he from others country  
b. **He have been living in Jakarta**  
c. He dislike Sundanese  
d. He prefer to speak Indonesian
19. From the text, we can know Anto's sister is.....  
a. **She has red-haired**  
b. She has short wavy hair and freckles  
c. She is individual person  
d. She is very stupid
20. How many years they lived in Bandung?  
a. **Five years**  
b. Four years  
c. Three years  
d. Two years

Cocokkanlah terjemahan kalimat yang ada di sebelah kiri dengan kalimat disebelah kanan sesuai dengan artinya yang benar!

21. My family has four members

Kami senang tinggal di Jakarta

22. My parents

Ibu saya berumur 40 tahun

23. My mother is 40 years old

Kedua orang tuaku

24. I can't speak Sundanese

Saya tidak bisa berbicara bahasa Sunda

25. We are happily living in Jakarta.

Anggota keluargaku sebanyak empat orang



### APPENDIX III

#### Research Instrument for Post-test in Experimental and Controlled Class

Nama:

Class :

No.urut:

#### My Blewuk

I have some pets. However my favorite pet is Blewuk. Blewuk is my male cat, I call it Blewuk his fur is grey. He is adorable with his soft stripes. He has innocent round eyes and feeble sweet voice. He always *meow* when he feels hungry. Actually his voice is not suitable with his gaint body. When I come home, he usually gives me a kiss.

Blewuk is a nice playmate. I am happy to spent my time with him. Most of the time, he's a good boy. It's almost impossible for me to be angry with him. In the morning he always wakes up early. When he wakes up early, he waits quitly by me until I wake up.

(Adapted from: <http://Id Share. Blogspot.co.id>)

1. Why is the pet called Blewuk?
  - a. Because it has good sweet voice
  - b. Because it is a male cat
  - c. Because it is adorable
  - d. Because of the color his fur**
2. Based on the text we can know that.....
  - a. Blewuk always kisses the writer in the morning
  - b. Every morning, the writer always wakes Blewuk up**
  - c. Blewuk is a big cat
  - d. Blewuk is female
3. What does the word *feeble* in the text mean?
  - a. Weak**
  - b. Loud
  - c. Strong
  - d. Coarse
4. The word "he" in the sentence....."he usually gives me a kiss". Refers to.....?
  - a. Blewuk**
  - b. The writer
  - c. The reader
  - d. The writer's friend



5. What does the word “adorable” has the same meaning with...?
  - a. Very big
  - b. Funny
  - c. Popular
  - d. Lovely**
  
6. What is the purpose of the text?
  - a. To entertaint the reader
  - b. To describe about the Blewuk**
  - c. To describe how to look after the Blewuk
  - d. To give the information about the Blewuk
  
7. We can find the physical description of Blewuk in the..... paragraph
  - a. First**
  - b. Second
  - c. Third
  - d. Fourth
  
8. When does Blewuk gives a kiss to the witer?
  - a. When the writer comes**
  - b. When Blewuk feels hungry
  - c. When the writer wakes up
  - d. When Blewuk wakes up earlier

UNIVERSITAS ISLAM NEGERI

Nabila

Nabila is the youngest in our family. She is fourteen years older four years than me. She has long, straight hair, bright eyes, and a friendly smile. Sometimes, she is rather naughty at home. But she usually does what he is to do.

Nabila is interested in drawing very much. She likes to draw some kind of flowers. Every day, she draws flowers and coloring well. She often takes part in drawing competition.

(Adapted from: <http://Id Share. Blogspot.co.id>.)

9. How old is Nabila? she is .....years old.
  - a. Fourteen
  - b. Sixteen
  - c. Fiveteen
  - d. Eighteen**


10. What is the text mostly about?
- Nabila**
  - Nabila's hobby
  - Nabila's family
  - Nabila's elder sister
11. From the text, we know that.....
- The writer's youngest sister
  - The writer's elder sister**
  - A naughty girl
  - A friendly girl
12. Which of the following statement is true about Nabila?
- She has short hair
  - She has bright eyes**
  - She is interested in watching movie
  - She is a diligent girl
13. Based on the text, we know that the writer is years.....old.
- Fourteen
  - Sixteen
  - Eighteen**
  - Nineteen
14. "Nabila is interested in drawing very much". The underlined phrase means...
- Dislike drawing
  - Really likes drawing**
  - Hates drawing very much
  - Finds drawing not really entertaining
15. "She is rather naughty at home". What is the antonym of the word "naughty" in this sentence?
- Obey**
  - Disobey
  - Kindly
  - Friendly
16. What is the main idea of the second paragraph?
- Nabila
  - Nabila's family
  - Nabila's sister

**d. Nabila's hobby**

Koes plus was well-known as a pop music group in the seventies until the eighties. At the time, most of Indonesian were crazy about their songs because they were nice and simple. Every radio station broadcasted their songs and always put them in the top of music. Their music shows were always full of audience.

(Adapted from: <http://Id Share. Blogspot.co.id.>)

17. What is the purpose of the text?
- To entertain the readers with Koes Plus
  - To persuade the readers to listen Koes Plus songs
  - To describe about the Koes Plus**
  - To ask the readers to see Koes Plus show
18. "Most of Indonesian were crazy about their songs". The underlined phrase has mean.....
- Fanatic
  - Mad**
  - Drunken
  - Lazy
19. "Every radio station broadcasted **their** songs. The word "their" refers to....
- Songs
  - Radio
  - Musics
  - Koes Plus**
20. "Koes Plus **well-known** as a pop music group". The word well-known has the same meaning with.....
- Favorite
  - Popular**
  - Interested
  - Diligent
21. Why were Indonesian people crazy about their songs? Because their songs were.....
- Nice and simple**
  - Nice and well-known
  - Simple and well known
  - Interesting and simple

22. Well-known      Mempunyai  
Have      Dikenal  
Wake up      Memberikan  
Give      Bangun
23. Male cat      Kucing jantan  
Bright eye      Mata cerah  
Pop music      Rambut lurus  
Straight hair      Musik pop
24. Angry      Gila  
Crazy      Marah  
Simple      Bahagia  
Happy      Sederhana
25. Sometimes      Selalu  
Usually      Setiap hari  
Every day      Kadang-kadang  
Always      Biasanya
- 

### APPENDIX IV

#### Score of Students' Pre-test dan Post-Test in Experimental Class VII B

Respondent	Pre-test	Post-test	$X_1^2$	$X_2^2$
R1	60	80	3600	6400
R2	32	72	1024	5184
R3	36	65	1296	4225
R4	40	92	1600	8464
R5	28	72	784	5184
R6	36	72	1296	5184
R7	40	80	1600	6400
R8	44	56	1936	3136
R9	40	80	1600	6400
R10	28	52	784	2704
R11	36	80	1296	6400
R12	48	56	2304	3136
R13	40	56	1600	3136
R14	40	64	1600	4096
R15	36	80	1296	6400
R16	44	56	1936	3136
R17	56	68	3136	4624
R18	40	60	1600	3600
R19	52	88	2704	7744
R20	44	88	1936	7744
R21	56	88	3136	7744
R22	68	92	4624	8464
R23	68	96	4624	9216
R24	72	92	5184	8464

R25	52	72	2704	5184
Total Score	1134	1857	55.200	142369



### APPENDIX V

#### Score of Students' Pre-test dan Post-Test in Controlled Class VII A

Respondent	Pre-test	Post-test	$X_1^2$	$X_2^2$
R1	64	28	4096	784
R2	68	52	4624	2704
R3	56	44	3136	1936
R4	40	32	1600	1024
R5	20	20	400	400
R6	40	44	1600	1936
R7	32	32	1024	1024
R8	60	60	3600	3600
R9	40	44	1600	1936
R10	60	36	3600	1296
R11	64	40	4096	1600
R12	68	68	4624	4624
R13	60	64	3600	4096
R14	52	56	2074	3136
R15	64	72	4096	5184
R16	76	72	5776	5184
R17	44	48	1936	2304
R18	60	64	3600	4096
R19	76	80	5776	6400
R20	60	64	3600	4096
R21	68	68	4624	4624
R22	40	48	1600	2304
R23	40	40	1600	1600
R24	44	56	1936	3136

R25	72	56	5184	3136
Total score	1368	1288	79.402	72.160





## APPENDIX VI

### The mean score of experimental and controlled class

#### A. Experimental class

##### 1. Pre-test

$$\bar{x} = \frac{\sum x}{n}$$

$$\bar{x} = \frac{1134}{25}$$

$$\bar{x} = 45.36$$

##### 2. Post-test

$$\bar{x} = \frac{\sum x}{n}$$

$$\bar{x} = \frac{1857}{25}$$

$$\bar{x} = 74.28$$

#### B. Controlled class

##### 3. Pre-test

$$\bar{x} = \frac{\sum x}{n}$$

$$\bar{x} = \frac{1368}{25}$$

$$\bar{x} = 54.72$$

##### 4. Post-test

$$\bar{x} = \frac{\sum x}{n}$$

$$\bar{x} = \frac{1288}{25}$$

$$\bar{x} = 51.52$$



## APPENDIX VII

### Standard deviation of Experimental and Controlled class

#### A. Experiment Class

##### 1. Pre-Test

$$SD = \sqrt{\frac{SS_1}{n-1}}$$

Where,

$$SS_1 = \sum X_1^2 - \frac{(\sum X_1)^2}{n}$$

$$SS_1 = 55.200 - \frac{(1134)^2}{25}$$

$$SS_1 = 55.200 - \frac{1285956}{25}$$

$$SS_1 = 55.200 - 51438,24$$

$$SS_1 = 3761,76$$

$$SD = \sqrt{\frac{SS_1}{n-1}}$$

$$SD = \sqrt{\frac{3761,76}{25-1}}$$

$$SD = \sqrt{\frac{3761,76}{24}}$$

$$SD = \sqrt{156,70}$$

$$SD = 13.76$$

##### 2. Post-Test

$$SD = \sqrt{\frac{SS_1}{n-1}}$$

Where,

$$SS_1 = \sum X_1^2 - \frac{(\sum X_1)^2}{n}$$

$$SS_1 = 142369 - \frac{(1857)^2}{25}$$

$$SS_1 = 142369 - \frac{3448449}{25}$$

$$SS_1 = 142369 - 137937$$

$$SS_1 = 4432$$

$$SD = \sqrt{\frac{SS_1}{n-1}}$$

$$SD = \sqrt{\frac{4432}{25-1}}$$

$$SD = \sqrt{\frac{4432}{24}}$$

$$SD = \sqrt{184,6}$$

$$SD = 13.58$$

## B. Controlled Class

### 1. Pre-Test

$$SD = \sqrt{\frac{SS_2}{n-1}}$$

$$\text{Where, } SS_2 = \sum X_2^2 - \frac{(\sum X_2)^2}{n}$$

$$SS_2 = 79402 - \frac{(1368)^2}{25}$$

$$SS_2 = 79402 - \frac{1871424}{25}$$

$$SS_2 = 79402 - 74856,96$$

$$SS_2 = 4545,04$$

$$SD = \sqrt{\frac{SS_2}{n-1}}$$

$$SD = \sqrt{\frac{4545,04}{25-1}}$$

$$SD = \sqrt{\frac{4545,04}{24}}$$

$$SD = \sqrt{189,37}$$

$$SD = 13.76$$

### 2. Post-Test

$$SD = \sqrt{\frac{SS_2}{n-1}}$$

$$\text{Where, } SS_2 = \sum X_2^2 - \frac{(\sum X_2)^2}{n}$$

$$SS_2 = 72160 - \frac{(1288)^2}{25}$$

$$SS_2 = 72160 - \frac{1658944}{25}$$

$$SS_2 = 72160 - 66357,76$$

$$SS_2 = 5802,23$$

$$SD = \sqrt{\frac{SS_2}{n-1}}$$

$$SD = \sqrt{\frac{5802,23}{25-1}}$$

$$SD = \sqrt{\frac{5802,23}{24}}$$

$$SD = \sqrt{241,75}$$

$$SD = 15.54$$

## APPENDIX VIII

### The Significance Different

$$X_1 = 74,28 \quad SS_1 = 4432$$

$$X_2 = 51,52 \quad SS_2 = 5802,23$$

#### 1. t-Test

$$t = \frac{\bar{X}_1 - \bar{X}_2}{\sqrt{\left(\frac{SS_1 + SS_2}{n_1 + n_2 - 2}\right)\left(\frac{1}{n_1} + \frac{1}{n_2}\right)}}$$

$$2. \quad t = \frac{74,28 - 51,52}{\sqrt{\left(\frac{4432 + 5802,2}{25 + 25 - 2}\right)\left(\frac{1}{25} + \frac{1}{25}\right)}}$$

3.

$$t = \frac{22,76}{\sqrt{\left(\frac{10234,2}{48}\right)(0,08)}}$$

$$4. \quad t = \frac{22,76}{\sqrt{(213,21)(0,08)}}$$

$$t = \frac{22,76}{\sqrt{17,05}}$$

$$t = \frac{22,76}{4,12}$$

$$t_{\text{Hitung}} = 5,511$$

#### 5. t-Table

For level of significance (D) = 0.05

Degree of freedom (df) = (N<sub>1</sub> + N<sub>2</sub>) - 2 = (25 + 25) - 2 = 48

t - Table = 2.021

**APPENDIX IX**  
**The Distribution of T-Table**

<i>Df</i>	<i>P</i>			
	<b>0.10</b>	<b>0.05</b>	<b>0.01</b>	<b>0.001</b>
1	6,314	12,706	63,657	636,619
2	2,920	4,303	9,925	31,599
3	2,353	3,182	5,841	12,924
4	2,132	2,776	4,604	8,610
5	2,015	2,571	4,032	6,869
6	1,943	2,447	3,707	5,959
7	1,895	2,365	3,499	5,408
8	1,860	2,306	3,355	5,041
9	1,833	2,262	3,250	4,781
10	1,812	2,228	3,169	4,587
11	1,796	2,201	3,106	4,437
12	1,782	2,179	3,055	4,318
13	1,771	2,160	3,012	4,221
14	1,761	2,145	2,977	4,140
15	1,753	2,131	2,947	4,073
16	1,746	2,120	2,921	4,015
17	1,740	2,110	2,898	3,965
18	1,734	2,101	2,878	3,922
19	1,729	2,093	2,861	3,883
20	1,725	2,086	2,845	3,850
21	1,721	2,080	2,831	3,819
22	1,717	2,074	2,819	3,792
23	1,714	2,069	2,807	3,768

24	1,711	2,064	2,797	3,745
25	1,708	2,060	2,787	3,725
26	1,706	2,056	2,779	3,707
27	1,703	2,052	2,771	3,690
28	1,701	2,048	2,763	3,674
29	1,699	2,045	2,756	3,659
30	1,697	2,042	2,750	3,646
<b>40</b>	1,684	<b>2.021</b>	2,704	3,551
50	1,676	2,009	2,678	3,496
60	1,671	2,000	2,660	3,460
80	1,664	1,990	2,639	3,416

**APPENDIX X**  
**DOCUMENTATION**







## **CURRICULUM VITAE**



**Irwanto**, the writer, was born on June 11<sup>th</sup>, 1995 in Tarlawi, Bima Regency, West Nusa Tenggara. He is the third child from six siblings. He began his study in 2000 from elementary school at SDN Inpres Tarlawi. In 2007 he continued SMPN Satu Atap Negeri Tarlawi and graduated in 2010. He continued to senior high school at SMAN 2 Wawo and Graduated in 2013.

In the same year, he went to Alauddin State Islamic University of Makassar. She was majoring in English Education Department in Tarbiyah and Teaching Science Faculty.

