

**THE USE OF ROUNDTABLE TECHNIQUE TO IMPROVE
STUDENTS' WRITING SKILL OF NARRATIVE TEXT
AT ELEVENTH GRADE IN SENIOR HIGH
SCHOOL 1 SOUTH POLONGBANGKENG**



A THESIS

Submitted in Partial Fulfillment of the Requirements for the Degree of
Sarjana Pendidikan (S.Pd) of English Education Department
Tarbiyah and Teaching Science Faculty
of UIN Alauddin Makassar

UNIVERSITAS ISLAM NEGERI
ALAUDDIN
M / **REZKI ADELINA** / R
Reg. Number: 20400113017

**ENGLISH EDUCATION DEPARTMENT
TARBIYAH AND TEACHING SCIENCE FACULTY
ALAUDDIN STATE ISLAMIC UNIVERSITY OF MAKASSAR
2017**

PERNYATAAN KEASLIAN SKRIPSI

Mahasiswa (i) yang bertanda tangan di bawah ini:

Nama : Rezki Adelina
NIM : 20400113017
Tempat/ Tgl. Lahir : Pangkajene/ 21 juni 1996
Jurusan : Pendidikan Bahasa Inggris
Fakultas : Tarbiyah dan Keguruan
Alamat : Lantang Kec. Polongbangkeng Selatan Kab.Takalar
Judul : *The Use of Roundtable Technique to Improve Students' Writing Skill of Narrative Text at Eleventh Grade in Senior High School 1 South Polongbangkeng*

Menyatakan dengan sesungguhnya dan penuh kesadaran bahwa skripsi ini benar adalah hasil karya sendiri. Jika dikemudian hari terbukti bahwa skripsi ini merupakan duplikat, tiruan, plagiat, atau dibuat oleh orang lain, sebagian atau seluruhnya, maka skripsi dan gelar yang diperoleh karenanya batal demi hukum.

UNIVERSITAS ISLAM NEGERI
ALAUDDIN
M A K A S S A R

Makassar, 8 Agustus 2017

Penulis,



Rezki Adelina


NIM. 20400113017

PERSETUJUAN PEMBIMBING

Pembimbing penulisan skripsi saudara **Rezki Adelina**, NIM: 20400113017 mahasiswi Jurusan Pendidikan Bahasa Inggris pada Fakultas Tarbiyah dan Keguruan UIN Alauddin Makassar, setelah meneliti dan mengoreksi secara seksama skripsi yang bersangkutan dengan judul “*The Use of Roundtable Technique to Improve Students’ Writing Skill of Narrative Text at Eleventh Grade in Senior High School 1 South Polongbangkeng*” memandang bahwa skripsi tersebut telah memenuhi syarat-syarat ilmiah dan dapat disetujui ke sidang Munaqasah.

Makassar, 8 Agustus 2017

Pembimbing I



Dr. H. Muh. Rusdi T. M.Ag.
NIP.19661215 199403 1 006

Pembimbing II



Nur Aliyah Nur, S.Pd.I., M.Pd.
NUPN. 9920100172

PENGESAHAN SKRIPSI

Skripsi yang berjudul *"The Use of Roundtable Technique to Improve Students' Writing skill of Narrative text at Eleventh Grade in Senior High School 1 South Polongbangkeng"* yang disusun oleh saudari **Rezki Adelina**, NIM:20400113017, mahasiswi Jurusan Pendidikan Bahasa Inggris pada Fakultas Tarbiyah dan Keguruan UIN Alauddin Makassar, telah diuji dan dipertahankan dalam sidang munaqasyah yang diselenggarakan pada Hari Kamis, tanggal 24 Agustus 2017 M, bertepatan pada tanggal 02 Dzulhijjah 1438 H, dinyatakan telah dapat diterima sebagai salah satu syarat untuk mendapatkan gelar Sarjana Pendidikan (S.Pd), pada Fakultas Tarbiyah dan Keguruan, Program Studi Pendidikan Bahasa Inggris, dengan beberapa perbaikan.

Samata-Gowa, 24 Agustus 2017M.
02 Dzulhijjah 1438 H.

DEWAN PENGUJI (SK.Dekan No.1763 Tertanggal 22 Agustus 2017)

Ketua : Dr. Kamsinah, M.Pd.I.

Sekretaris : Sitti Nurpahmi, S.Pd.,M.Pd.

Munaqisy I : Dr.Muhammad Yaumi, M.Hum., M.A.

Munaqisy II : Dr. H. Nur Asik, M.Hum.

Pembimbing I : Dr. H. Muh. Rusdi T., M.Ag.

Pembimbing II : Nur Aliyah Nur, S.Pd.I., M.Pd.

Mengetahui :


Dekan Fakultas Tarbiyah dan Keguruan

UIN Alauddin Makassar

Dr. H. Muhammad Amri, Lc.,M.Ag.

NIP: 19730120 200312 1 001

ACKNOWLEDGEMENT



Alhamdulillah *RabbilAlamin*, The researcher would like to praise and express her high gratitude to Allah SWT, who has given the blessing, health, opportunity and inspiration to finish this writing thesis. She also does not forget to express Salam and Sholawat to the prophet Muhammad SAW who has guided moslems from the darkness to the lightness and brought us from the stupidity to the cleverness era.

The researcher realizes that this thesis writing would not finish without help and the guidance from the other people, so the researcher would like to express her deepest thanks to the following person:

1. Researchers beloved parents, **Abdul Kadir R** and **Masnaeni** who always love, pray, motivate and support the researcher for all of their life. The greatest persons in researcher's heart ever.
2. **Prof. Dr. Musafir Pababbari, M.Si** the Rector of Islamic State University of Alauddin Makassar for his advice during she studied at the university.
3. **Dr. H. Muhammad Amri, Lc., M.Ag.** The Dean of Tarbiyah and Teaching Science Faculty for advice and motivation.
4. **Dr. Kamsinah, M.Pd.I,** and **Sitti Nurpahmi, S.Pd., M.Pd,** The Head and the Secretary of English Department of Tarbiyah and Teaching Science Faculty of Alauddin State Islamic University (UIN) Makassar and all of the staffs.

5. The researcher's consultants, **Dr. H. Muh. Rusdi T, M.Ag** and **Nur Aliyah Nur, S.Pd.I., M.Pd** who have helped, guided, and supported the researcher during the writing of this thesis.
6. The researcher's examiners, **Dr. Muhammad Yaumi, M.Hum.,M.A** and **Dr. H. Nur Asik, M.Hum** who have give Criticism and Suggestion for repair this thesis.
7. **Ibrahim, S.Pd, M.Pd** the Headmaster of Senior High School 1 South Polongbangkeng who has given permission for the researcher to conduct the study there, and the entire teachers, especially for **Nurhayati, SS, S.Pd**, the English teachers for all the time, for information about the teaching-learning process of English and also the school administration staff, thanks for the cooperation.
8. The Eleventh grade students of Senior high school 1 south polongbangkeng class **XI Exact 1** Academic year 2016-2017 who gave their time to participate in her research.
9. Special thank is addressed by the researcher to **Anugrah amaliyah** and **Nurul Nasywah**, thanks for being researcher's sisters, and also for **Uswatun Hasanah, St. Nuaisyah Karim, Rahmadani, Melani Mustika Ayu** and **Nur Iksal** as her friends, inspired-persons who always accompany, help and suggest her in this research.
10. Her beloved friends of KKN 54, Je'neponto Regency especially **POSKO 11**, who always help, inspire and suggest her in this research.

11. Her beloved family of English Education Department group 1,2 (Academic year 2013) give her much love and motivation.

Makassar, 8 Agustus 2017

The researcher,


Rezki Adeline

NIM: 20400113017



TABLE OF CONTENTS

	pages
COVER PAGE	
PERNYATAAN.....	ii
PERSETUJUAN PEMBIMBING	iii
PENGESAHAN SKRIPSI	iv
ACKNOWLEDGMENT	v
TABLE OF CONTENTS.....	viii
LIST OF TABLES	x
LIST OF FIGURES	xi
LIST OF APPENDICES	xii
ABSTRACT	xiii
CHAPTER I INTRODUCTION.....	1-5
A. Background	1
B. Research Questions	3
C. Research Objectives	4
D. Research Significance	4
E. Research Scope	5
F. Operational Defenition of Terms	5
CHAPTER II REVIEW OF RELATED LITERATURE	6-18
A. Previous Related Research Findings	6
B. Some Pertinent Ideas	7
1. Writing.....	7
a. Definition of Writing	7
b. Problems of Writing	8
c. Steps of Writing	9
2. Writing Skill	10
3. Improving students' Writing skill	11
4. Narrative Text.....	12
a. Definition of Narrative Tex	12
b. Generic Structure of Narrative Text	13
c. Kinds of Narrative Text	15
d. Linguistic Feature of Narrative Text	15
5. Roundtable Technique.....	16

a. Definition of Roundtable Technique	16
b. Procedures of Roundtable Technique	17
c. Benefit of Using Roundtable Technique	17
d. Disadvantages of Using Roundtable Technique	18
CHAPTER III METHOD OF THE RESEARCH	19-27
A. Research Design	19
B. Research Participant	20
C. Research Target	20
D. Research Instruments	20
1. Writing Test	20
2. Observation Checklist	21
E. Data Collecting Procedure	21
F. Data Analysis Technique	23
CHAPTER IV FINDINGS AND DISCUSSION	28-43
A. Findings	28
B. Discussion	41
CHAPTER V CONCLUSION AND SUGGESTION	44-45
A. Conclusion	44
B. Suggestion	45
BIBLIOGRAPHY	46
APPENDICES	49
CURRICULUM VITAE	

LIST OF FIGURES

Figure 3.1 : Kemmis and McTaggart's action research.....	19
Figure 4.1 : The percentage of students' improvement.....	32



LIST OF APPENDICES

Appendix 1	: Students' Code.....	50
Appendix 2	: Lesson Plan Of Cycle 1.....	51
Appendix 3	: Lesson Plan Of Cycle 2.....	56
Appendix 4	: The Evaluation Rubric.....	60
Appendix 5	: Test Cycle 1.....	62
Appendix 6	: Test Cycle 2.....	63
Appendix 7	: Question sheet class.....	64
Appendix 8	: Research instruments.....	65
Appendix 9	: Students' Attendance List.....	68
Appendix 10	: The List of Preliminary Study	71
Appendix 11	: Result of Test Cycle 1.....	72
Appendix 12	: Result of Test Cycle 2.....	75
Appendix 13	: Comparison of preliminary study, cycle 1, and cycle 2 Test ...	77
Appendix 14	: Students' Writings in Preliminary Test, Cycle 1, Cycle 2.....	78
Appendix 15	: Documentation.....	83
Appendix 16	: Letter of research approval.....	85

LIST OF TABLES

Table 3.1 : The students' criteria in writing ability.....	23
Table 3.2: Standard Score to measure the success of the research.....	25
Table 3.3 : Observation checklist for the students.....	26
Table 3.4: The procedures of Roundtable Technique.....	26
Table 4.1.1: Students' Writing Score in the First cycle Test, and Second cycle test.....	28
Table 4.1.2 :The frequency and percentage students' writing test in the First cycle, and Second cycle test.....	30
Table 4.1.3: Comparison of writing score in cycle 1, and cycle 2 Test.....	31
Table 4.2.1: The Result of Observation in the first cycle.....	36
Table 4.2.2: The Result of Observation in the Second cycle.....	40



ABSTRACT

Name : REZKI ADELINA
Reg. Number : 20400113017
Department/faculty : English Education/Tarbiyah and Teaching Science
Title : *The Use of Roundtable Technique to Improve Students' Writing Skill of Narrative Text at Eleventh Grade in Senior High School 1 South Polongbangkeng*
Consultant I : Dr. H. Muh. Rusdi T, M.Ag.
Consultant II : Nur Aliyah Nur, S.Pd.I., M.Pd.

This research was a Classroom Action Research (CAR) which aimed to find out the students' writing skill of narrative text improvement after being taught by using Roundtable Technique at Eleventh grade in Senior High School 1 South Polongbangkeng and to explain the students' activity in writing narrative text during the implementation of Roundtable Technique at Eleventh grade in Senior High School 1 South Polongbangkeng.

The subject of this research was class XI Exact 1 which consisted of 22 females and 8 males. The instrumentations of this research were writing test, students' observation checklist, and teachers' observation checklist. The data of this research were quantitative and qualitative. The result of this research shows that Roundtable Technique could improve 70% students of total students in writing narrative text at grade Exact 1 of Senior High School 1 South Polongbangkeng. There was an improvement of subjects who were able to pass the standard score (≥ 75) from 27% in baseline data into 50% of students in the writing test in cycle 1 and finally became 73% in cycle 2.

Based on the research findings, it can be concluded that Roundtable Technique was proven to be able to improve the students' writing skill of Narrative text. The factors that influence the improvement of students' Skill in writing were teachers' factor (classroom management and teachers' explanation) and students' factor (students' attention, participation and interest). Therefore, (1) English teachers are suggested to apply Roundtable Technique in writing activities; (2) the students could use Roundtable Technique in writing to improve their writing skill as it can help them to generate, elaborate, and organize their ideas; (3) the future researchers are expected to conduct the research with different students' creativity. And the researcher suggests that *Roundtable Technique* should be used as effective and interesting for students either their writing or their enthusiasm in learning process. So, the students can write text easier.

CHAPTER 1

INTRODUCTION

A. Background

Writing is the most difficult skill to learn and to master, because writing is an active or productive skill so that students who are learning writing have to learn how to find ideas, and express them into writing. Writing is a language competency which is use to communicate inderectly, not face to face to others (Tarigan, 2008: 3), Tarigan also states that: “writing is a productive and expressive activity”. Meanwhile, Brookes and Grundy (1991 :4) states that: “writing is a skill we must learn in order to become full and useful member of society”.

According to the basic competence in the junior high school curriculum, in learning writing, students are expected to write some texts for example letters, short messages, greeting cards, monologs such as descriptive, recount, narrative, procedure and report texts.

To produce those writing products, especially monologs, students' have to follow the writing steps. Seow (2002: 316) states as follows:

Writing process as a classroom activity incorporates the four basic writing stages – planning, drafting (writing), revising (redrafting), and editing – and three other stages externally imposed on students by the teacher, namely responding (sharing), evaluating and post-writing. ...Teachers often plan appropriate classroom activities that support the learning of specific writing skills at every stage.

In fact, most student hardly ever follow the writing stages in their writings. They often copied texts from the students who were good at English

subject. Sometimes they just rearranged jumbled sentences given by the teacher or taken from the textbooks.

In the level of Senior High School (SMA) the students learn about the text. There are several kinds of text namely Narrative text, Recount text, Descriptive text, Report text, Explanation text, Analytical Exposition text, Hortatory Exposition text, Procedure text, Discussion text, Review text, Anecdote, Spoof, and News item.

In this Research the researcher focuses on Narrative text. According to Indaryati (2011), “A narrative text is a form of story text that has purpose to entertain readers. It tells about an imaginary experience which has a social function to amuse, to entertain and to deal with an actual or a vicarious experience in a different way”.

Writing narrative text is one kind of writing text. In writing narrative text, the students' maybe have some difficulties to write because of some factors such as the idea and the imagination of students' still poor and the limitation of time also influence the students to write.

Based on an interview did by the researcher with English teacher Grade XI IPA 1 Senior High School 1 South Polongbangkeng, her name is Nurhayati, SS, S.Pd, there are students in Senior High School 1 South Polongbangkeng that have difficulties in Writing. They can not brainstorm and develop their ideas well in writing. They also afraid to make mistakes about grammar, vocabularies and language use. Therefore, the students' motivation in writing still poor.

There are some techniques in teaching writing, one of the techniques is Roundtable. According to Quin (2004), Roundtable Strategy is a good strategy to make students briefer to express themselves to express their ideas and generated it with each other. The importance of teaching writing through Roundtable is that the students' can share what information they know with the other friends, they can help the other friends to make good paragraph and students' understand the material better.

Based on the reason stated above, the researcher is interested in conducting classroom action research.

B. Research Questions

Based on the background of study before, the question of the research can be formulated as follows:

1. How is the students' writing skill of narrative text improvement at Eleventh grade after being taught by using Roundtable Technique in Senior High School 1 South Polongbangkeng?
2. How is the students' activity in writing narrative text during the implementation of Roundtable Technique at Eleventh grade in Senior High School 1 South Polongbangkeng?

C. Research Objectives

Based on the statements of the problem above, this study has some research objectives as follows:

1. To find out the students' writing skill of Narrative text improvement after being taught by using Roundtable Technique at Eleventh grade in Senior High School 1 South Polongbangkeng.
2. To explain the students' activity in writing narrative text during the implementation of Roundtable technique at Eleventh grade in Senior High School 1 South Polongbangkeng.

D. Research Significance

There are some significances of this research; theoretical significances and practical significances. The expected benefits of this research both theoretical significances and practical significances are:

1. Theoretical Significance:

The result of this research can give some contributions to enlarge and to enrich the English language teaching methodologies especially the knowledge about Roundtable Technique which is hoped after reading this research, the readers will have more understanding about Roundtable Technique as a way to teach English.

2. Practical Significance:

The result of this research can give an objective description to the teacher, how to teach Writing Narrative text to the students through Roundtable Technique and hope that the teachers can develop language teaching methods and

improve the quality of teaching learning process. For the students', the technique in this research can help students' to increase their writing skill. And also this research is expected to give information or contribution to other researchers who want to conduct more complex research especially in classroom action research.

E. Research Scope

Based on the identification of the problems, the researcher focused on solving students' problems in brainstorming the ideas in writing narrative text by using Roundtable Technique. The researcher will focus the study on writing narrative text, because after the researcher observe in the Senior High school 1 South Polongbangkeng, the researcher found that the narrative text is one form of writing texts that must be mastered by grade XI students of Senior high school based on the syllabus. The resercher collaborated with the English Teacher in Senior High school 1 south polongbangkeng, Takalar Regency.

F. Operational Defenition of Terms

To Avoid misunderstanding, the key terms of the research are defined as follows:

1. Using Roundtable Technique is one of the cooperative learning strategy, where the students solving the problems or making a contribution to project and sit in a Roundtable.
2. Students' Writing Skill is a skill of someone to explore their ideas in witten form.

CHAPTER II

REVIEW OF RELATED LITERATURE

A. Previous Related Research Findings

Agusta (2013) conducted a research with title *Improving Students' Ability in Writing Narrative Text Using Short Animated Stories at Class VIII C of SMPN 2 Sanden*, found that the use of short animated stories combined with the use of some supporting activities and classroom was proven to be effective to improve students' writing ability.

Nurhasanah (2014) conducted a research with title *Improving Students' ability in Writing a Narrative Text using Round Table Strategy at Grade VIII C Of SMP Negeri 11 Kota Bengkulu* found that there was an improvement of subjects who were be able to pass the standard score (≥ 75) from 27% in baseline data into 50% of students in the test in cycle 1 and finally became 70% in cycle 2.

Sartika (2013) conducted a research with title *The Effectiveness of Roundtable Technique to Improve Students' Speaking Skill in The First Grade Students' of SMAN 3 Salatiga*, found that there is significant difference before and after teaching speaking using Roundtable Technique.

Siregar (2013) conducted a research with title *Improving Students' Achievement in Writing Narrative Text Through Problem Based Learning* found that Problem Based Learning technique can improve the students' achievement in writing narrative text.

There are differences between this research and the four researches above. The previous researches, they examined about writing Narrative text at

grade VIII, and speaking skill at the first grade. While, this research examined about solving students' writing problem at Grade Eleventh of Senior High School 1 South Polongbangkeng. In addition, this research focus on improving students' Skill in writing a narrative text, especially in getting the ideas. The researcher choose narrative text because in the syllabus the students at grade XI should be able to write narrative text.

B. Some Pertinent Ideas

1. Writing

a. Defenition of Writing

Hyland (2004), explains that writing is a way to share personal meanings. The people construct their own views on topic. They will share their views on a topic to each other then. A person's views may be different from other people's views. It depends on their belief. Therefore, when constructing their views (ideas), the people have to make it understandable and acceptable.

Furthermore, Sudaryanto (2001) says that writing skill is a person's ability to express his/her mind and feeling which is expressed in a written language, in graphic symbols so that the readers are able to understand the message inside. From the statement, it can be said that writing is a skill where the writer can set his idea down in the form of words, sentences, and paragraphs which are easy to understand for the readers. In line with this opinion, Tarigan (1992) states that writing is a process in describing a language that can be understood by others, i.e readers. It means that writing needs a process, so that the idea can be understandable and expressed smoothly.

Brown (2001) illustrates that writing is like swimming. When people want to be able to swim, they must have like an instructor to show them basic ways or tricks to swim, although the instructor is only their parents or their friends (not professional instructors). After they get the basic ways to swim, they will develop based on their own style. The more chance they get to swim, the more perfect they will be. Writing has similar illustration with swimming. At the first time, there will be teachers who guide students to write. They will show students principles of writing. After students get the principles, they will try to develop their writing according to their own style. Students should get sufficient writing practices to acquire writing ability. These practices are aimed to stimulate their skill in expressing thoughts in a good passage. It is impossible to be able to write the researcher and effectively without sufficient practice.

From all the statements above, it can be concluded that writing is an activity of thinking after which it is expressed into graphic symbols, in a communicative written language. In expressing the thought into a written language, feeling plays an important role as well, so that the products will be easily understood and enjoyed by the readers.

b. Problems of Writing

According to Msanjila (2005), there are six common problems that may occur when doing writing. Those problems are capitalization problem, punctuation problem, inexplicitness or fuzziness, poor organization or illogical sequence, spelling problem, and the last is grammatical errors. It appears that out of the six writing problems, three are very crucial, including: the misuse of capital

letters, inadequate use of punctuation marks and inexplicitness or fuzziness. Their impact is more serious than the other problems because the intended meaning is often misconceived. The students should pay attention on those six points to be able to make good writing assignments.

Based on the opinion above, it can be concluded that writing has the most difficulties, since writing needs more accuracy for instance in spelling, grammar, and appropriate expression. Lacking of the accuracy will lead to misunderstanding. The readers might not be able to catch the message or the communication between the writer and the readers will not run well.

c. Steps of Writing

There are some steps in writing. There are planning, drafting, editing and final draft (Harmer 2004). The first is planning. The planning is a very important step. In this step, the writers decide the topic. The topic is selected depending on the purposes of the writers itself. In this step, the writers brainstorm their ideas about all things that are related to the topic and take notes about the ideas. The last, the writers make outlining of their writing. The writers write the main points and sub points in the order in which they plan write about them.

The second is drafting. The writers begin to write. The outline will be guided for the writers to write in the writing process. The writers should develop their ideas in the paragraph. The paragraph should be coherent between one with another.

The third is editing. The writers edit their draft to improve the content and the style of their writing to make it more interesting and readable. In the

editing process, the writers should check their writing. When writers edit their draft, they will make some changes. They often add a whole paragraph or more, take out one or more paragraphs, change the order of paragraph, add or take out whole sentences, rewrite the sentences, change the vocabularies and so on.

The last is final draft. This step is very important in the writing process. In this step, the writer should rewrite their draft. The writer should take attention to detail of all words, sentences and paragraphs. It is the final paper of the writers writing and the result of the writing process.

From the statements above, it can be concluded that writing is a skill that needs a process in expressing an idea or opinion that is written on a paper or other media. A good writing process can be done by preparing and determining the subject, then making drafts, and revising or post-writing.

2. Writing Skill

Writing skills are spesific abilities which help students or researchers put their thoughts into words in a meaningful form and to mentally interact with the message. It helps the learner gain independence, comprehensibility, fluency, and creativity in writing. Independence writing is the ability to write anything one can say or understand in his or her language without depending upon another's help. Comprehensibility means the ability to be understood; intelligible. Fluency is the ability to read, speak, or write easily, smoothly, ans expressively. Fluency skills are the ability to see larger segment and phrases as wholes as an aid to reading and writing more quickly. If the learners have mastered these skills, they will be able

to write so that not only they can read what they have written, but other speakers of that language can read and understand it.

3. Improving students' Writing skill

Improvement in Oxford Learners Pocket Dictionary is the process of becoming or making something better (Oxford, 2008) Students are person who is studying at a collage or university, Person studying at secondary school, and any person interested in a particular subject. The improving students' writing skill can be done if there is a good preparation of using aids , it will be possible for the teacher to create a good language learning process in which the students' participation is dominant; as a result, the students' knowledge and skill can be improved. In this study, Roundtable Technique is an aid that uses to improve students' writing skill in Narrative text.

There are some factors that can influence students' writing skill (Bram, Barli, 1995), they are: Limited Vocabulary, Difficulty in organizing to write about something, No motivation to write, and Lack of confidance in grammar.

Those are problems that mostly faced by students in writing. As a teacher, it is important to help the students when they get problem. When teacher can play their role, the students will be helped in their writing. The improvement of students' ability in Writing skill can be seen by look the differences or raising the students' ability in those factors.

4. Narrative Text

a. Defenition of Narrative Text

According to Martin (1985) Narrative is a story. Thus, narrative writing is writing that tells a story. Narratives in English may be written in the first person, using I in the singular and we in the plural. In some stories, they may also be written in the third person, using he or she in the singular and they in the plural. Most of narrative text uses the personal pronoun to show the character of the story. It makes the story alive, so the readers can feel the sense of the story.

Moreover, Gerot and Wignell (1994) say that the social function of narrative texts is to amuse, entertain and to deal with actual or vicarious experience in different ways. Narratives deal with problematic events which lead to a crisis or turning point of some kind finds a resolution and can be adding by re-orientation at the end of story. However, it is optional to use. Narrative texts are told to entertain the readers or listeners about the story (fairy tales, legends, fables etc) and take some moral values on it. Most narrative writing has the following characteristic:

- a. It tells the story of an event or events.
- b. The events are usually arranged in chronological order.
- c. The writer has a purpose in mind telling the story. The writer wants to show the impression to convey to the readers. The details of the narrative are carefully selected for the purpose.

In addition, Keraf (1989) states that narrative is a form of composition, which has the main objectives in the form of activities that are tied together to become an event that happened in a certain time.

From these opinions, it can be said that a narrative text is usually a product of writing which is developed and tied together to become a story which happened in a certain time in the past.

b. Generic Structure of Narrative Text

According Neo cited in Alberti (2014) states that a narrative has a structure, a shape or a pattern. It can be represented graphically in this way.

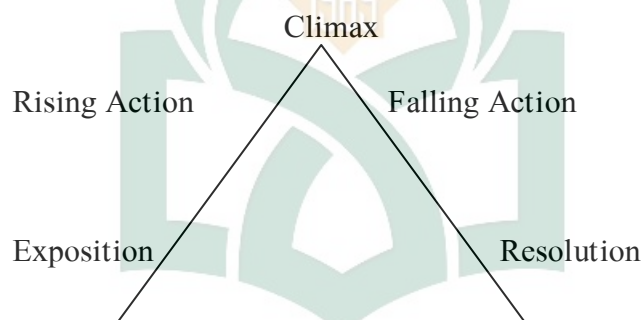


Figure 2.1 : Freitag triangle

That picture is known as the Freitag triangle. The idea of the Freitag triangle is to serve as a kind of blueprint or map which can be used to guide us systematically in our writing. The Freitag triangle consists of: (a) The composition, it establishes the characters and the situation. (b) Rising action, it refers to a series of complication leads to the climax. (c) The climax is the critical moment when problem/conflicts demand something to be done about them. (d) Felling action is the moment away from the highest peak of excitement. (e) The resolution consists of the result or outcome.

Meanwhile, Siahaan and Shinoda cited in Shofiyah (2015) explained that the structures of narrative text are *orientation* (setting the scene and introducing the participants), *evaluation* (a stepping back evaluate the plight), *complication* (a crisis arises), *resolution* (the crises are resolved, for better or for worse), and *reorientation* (optional).

From the explanation above, it can be stated that the main structures in narrative text are: (1) Orientation, (2) Complication, (3) Resolution.

1) Orientation

According to Djatmika and Wulandari (2013), Orientation is part of the opening story. As opening story, it is very important to make an interesting story to make the reader interest to read. It should also explain the background of the story, such as sets the mood by defining the setting, time, the main character, the relationship between the characters and other information to give the reader a starting point.

2) Complication

According to Djatmika and Wulandari (2013), Complication is the main body of the story. This part includes an event that leads the characters into a complication when the normal events are upset by some forms of conflict. There may be more than one complication and this serves to frustrate the characters in their attempts to achieve what they wish. This builds also tension and anticipation for the reader.

3) Resolution

According to Djatmika and Wulandari (2013), in Resolution the crisis resolved, for better or even worse. This part contains the ending of the character's problem and conflict. There are three possible resolutions. First, the story will be ended with the happy ending. Second, the story will be ended by sad ending. The last, the writer allows the reader to guess the end of the story.

c. Kinds of Narrative Text

According Neo cited in Karolina (2006) stated there many different types of narrative texts, among others:

- | | |
|------------------------|--------------------|
| a. Humor | f. Mystery |
| b. Romance | g. Fantasy |
| c. Crime | h. Science Fiction |
| d. Real Life Fiction | i. Diary Novels |
| e. Theoretical fiction | j. Adventure |

d. Linguistic Feature of Narrative Text

According Anderson and Anderson cited in Shofiyah (2015) stated there are some language features in narrative text. Those are (a) Nouns that identify the specific characters and places in the story, (b) Adjectives that provide accurate descriptions of the characters and settings, (c) Time words that connect events to tell when they occur. For example, first, then, next, while, afterward, finally, after, during, before, etc., (d) Verb to show the action that occurs in the story. The tense used in general is past tense.

In addition, Siahaan and Shinoda cited in Shofiyah (2015) stated that the linguistic features of narrative are focused on specific and usually individualized participants, use of material processes (behavioral and verbal process), use of mental process, the use of temporal conjunction and temporal circumstance, and use of past tense.

5. Roundtable Technique

a. Defenition of Roundtable Technique

Based on Barkley, Cross and Major (2005) Roundtable is a technique where the students take turn responding to a prompt by writing one or two words or phrases before passing the paper along to others who do the same. It is a written version of Round Robin Brainstorming. It can lead students to be active and responsible in their group. So, each member of the group is responsible for instruction given.

Roundtable Strategy is a useful technique to use in writing activity. It can be a strategy which helps students to brainstorm their ideas or their thoughts about the topic and review it in a group. Students have to be active and follow the rules of this activity. It is also can be an active learning strategy. This means that the students' role is bigger than the teacher in the classroom. In this technique, students do not listen the teacher's explanation all the time; they also have to explore their ideas and participation to their group. It is expected to give different atmosphere in teaching-learning can motivate students to follow the lesson well.

Moreover, Roundtable Strategy is a good strategy to make students briefer to express themselves to express their ideas and generated it with each

other (Quinn, 2004). Before implementing the Roundtable Strategy, the teacher should make a group of four students and let the students sit in their group's desk. The teacher should also prepare a blank paper for the students to write.

b. Procedures of Roundtable Technique

Round Table Technique is originally designed for teaching writing, but in practice this technique can be developed to teach all kinds of subjects and skills. According to Kagan (1994), the steps of Roundtable Technique are:

1. The teacher provides a task to which there are multiple possible responses, and provides think time.
2. Students take turns passing a paper and pencil or a team project, each writing one answer or making a contribution.

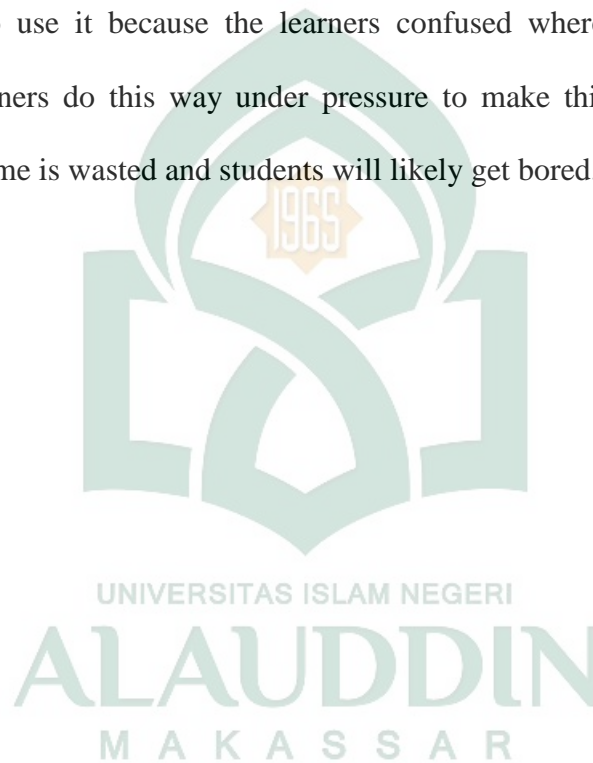
Moreover, Kagan (1994) described that in team of Roundtable Technique, each students write a response on their own piece of paper. Students then pass their papers clockwise so each teammate can add to the prior responses.

c. Benefit of Using Roundtable Technique

Roundtable ensures equal participation among group members and exposes students to multiple viewpoints and ideas. By having students write their ideas as opposed to speaking them, Roundtable help students to focus their attention, gives students quiet time to think about their responses, and provide an accumulative record. In Roundtable, students were able to build upon each other's contributions. It encourages students to adjust their writing (in areas like content, conventions, style, and vocabulary) as they respond and react to the comment of the writers that preceded them (Barkley, et.al.,2005: 75).

d. Disadvantages of Using Roundtable Technique

Barkley, et al., (2005) state that Roundtable is one of the brainstorming techniques called as the natural way in developing the writing. It is only used for fairly simple tasks, not for the complex or reasoning ones. It is only the surface of technique in teaching writing, so it does not a good technique when it is used to write an easy writing which has long Paragraph. Sometimes the learners are confused how to use it because the learners confused where to start writing. Besides, the learners do this way under pressure to make this technique as an affective way. Time is wasted and students will likely get bored.



CHAPTER III

METHOD OF THE RESEARCH

A. Research Design

In this research, researcher used Classroom Action Research (CAR). Classroom Action Research is kind of research that is conducted in the classroom by the teacher. According to Ferrance (2000), action research is a process in which participants examine their own educational practice systematically and carefully by using the techniques of research.

Kemmis and McTaggart in O'Brien (1998), describe the procedure of action research in four steps, they are: Plan, Action, Observe, and Reflect. It means that the cycle consist of Plan, Action, Observe, and Reflect.

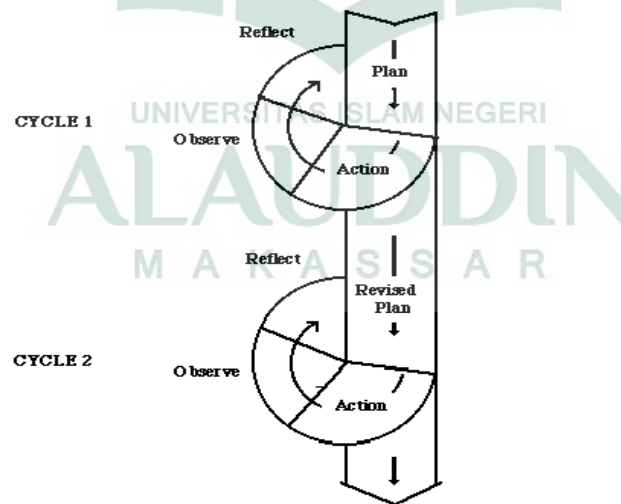


Figure 3.1 Kemmis and McTaggart's action research

B. Research Participant

The researcher was selected the Eleventh Grade Students' at Senior High School 1 South Polongbangkeng, that consist 120 students. The researcher only used a group of students from the Class XI Exact 1. The class has 30 students who be the research participants and that class consist of 22female and 8 male students). The class wasselected based on consideration from the English teacher. The researcher collaborated with English teacher, her name is Nurhayati,SS. S.Pd.

C. Research Target

The use of Roundtable Strategy can improve students' writing skill which shown by the percentage of the students' who reach the score 75 is 70% of the total students 100%. Because Standard Score in Senior High School 1 South Polongbangkeng is 75.

D. Research Instruments

1. Writing Test

The test is a way to know the students' understanding about the lesson. Riduwan (2007) defined, a test is the questions or exercises that are used to measure skills, intelligence or talent. In this research, the test focused on the narrative text material. This test designed based on the curriculum and the syllabus of Senior High School Grade XI about narrative text. The test is the researcher ask for the students to write a narrative text. The purpose of the test is to measure the students' skill in writing narrative text. From the test, the researcher known the students' improvement in writing narrative text.

2. Observation Checklist

Observation checklist is an instrumentation for observation made by the researcher based on the lesson plan and Roundtable Technique steps. This research used Guttman scale as observation checklist.

The tables fill up by the collaborator. In this research, the researcher asked the English teacher of Senior High School 1 South Polongbangkeng, Ms. Nurhayati as the collaborator. The collaborator fill up the observation checklist during the lesson in each three meeting. This observation checklist used by the researcher as the reference to rivise the next cycle.

E. Data Collecting Procedure

Procedures of this research conducted based on Kemmis and McTaggard in O'Brien (1998) theory. For more detail information of the research design, the procedures of this research described are the following:

1. Plan

In the plan step, the researcher prepared all things that related to the lesson. The first, the researcher wrote a lesson plan. The lesson plan made based on the curriculum and the syllabus of Senior High School Grade XI and the Roundtable technique steps. The next was the researcher selected some narrative texts. Then, the researcher prepared the test for the students. The last, the researcher prepared observation sheet fill up by the collaborator while the researcher implementing Roundtable Technique in the classroom.

2. Action

In this step, the researcher taught the students' about the narrative text. First of all, the researcher clarified about the objective of the lesson. Then, the researcher clarified about narrative text and gave them examples of narrative text. The researcher introduced the Roundtable technique to the students' and explained the steps and roles of the Roundtable Technique. The next, the researcher ask the students to make a group that consist of four and let them sat with their group. Furthermore, the researcher re-explained the Roundtable technique steps and roles to make sure that they understood about the strategy. Finally, the researcher ask students to write a narrative text by using Roundtable Technique.

3. Observing

Observing is a step for observing the process of teaching and learning in the classroom. It had been done together with the implementation of the Roundtable technique in action step. The collaborator aided the researcher to observe the processes of teaching and learning by using the observation checklist .

4. Reflecting

In this step, the researcher analyzed all of the data; Preliminary data, test and observation checklist. From the data, the researcher can find out about the result of the cycle 1; it is successful, less success, or failed to achieve the indicator of success. The result of this reflection was used as a consideration to plan the next action for the next cycle and to determine whether or not the next cycle is needed. If the cycle 1 was not successful or failed, the researcher identified the causes that

make this strategy is not success. Then, the researcher plan cycle 2 to repair the unsuccessful thing in cycle 1.

a. Cycle 2

Cycle 2 was continuously of cycle 1. The steps in the cycle 2 were similar to cycle 1 but there were some emphases due to revise plans.

F. Data Analysis Technique

The test assessed by grading criteria for students' writing ability that adapted from Glencoe (2007) that can be seen in the table below:

Table 3.1

The students' criteria in writing ability

Focus/ Organization	Comments
<p>The narrative fulfills its purpose of telling a story using all of the elements of a folktale.</p> <p>The story is appropriate for its intended audience.</p> <p>The story took place in the past.</p> <p>Time order is used to organize the story's events.</p>	Score/35
Elaboration/ Support/ Style	Comments
<p>Enough details are provided to describe the setting and characters.</p> <p>The writing includes a protagonist who tries to do well and may have special powers.</p> <p>The writing includes an evil antagonist, which may be a character or a force of nature.</p> <p>The story contains a theme or central message.</p>	Score /35

Grammar/ Usage/ Mechanics	Comments
<p>The writing is free of misspellings, and words are capitalized correctly.</p> <p>Sentences are punctuated correctly, and the piece is free of fragments and run-ons.</p> <p>Standard English usage is employed except where inappropriate.</p> <p>The paper is neat, legible, and presented in an appropriate format.</p>	<p>Score/ 30</p>

First, the researcher scores the students' writing test in each cycle by using Glencoe's criteria. After the researcher gets the students' score in writing test, the researcher calculates the percentage of the test. The formula below was used to find the students' percentage in writing skill.

$$P = \frac{x}{y} \times 100$$

Where:

P = Students percentage

X = Total of the pass students

Y = Total of the students

(Sudijono, 2010)

The standard score in the Senior High School 1 South Polongbangkeng is 75. Therefore, this research was successful, if roundtable technique improves students' score in writing skill is ≥ 75 is 70% of the total students 100%.

To measure the success of this research, the researcher used the following table:

Table 3.2

Standard score to measure the success of the research

CATEGORY	STANDARD SCORE	FREQUENCY	PERCENTAGE
PASS	≥ 75
NOT PASS	≤ 75

From the category above, the result of the test shown the students' improvement from preliminary data which did not use roundtable technique and after implementing the roundtable technique in each cycle. If it did not achieve the indicator of success yet, the researcher did the next cycle.

Arikunto (2006:149) states that, "it is any device the researcher use to collect data in this action research". The instruments of the research becomes very important part of the research because it collect all the data which the researcher need to analyze. The researcher used two instruments they were writing test, and observation checklist.

This research used Gutman Scale as Observation Checklist, and it shown the implementation of Roundtable technique in writing narrative text. This observation checklist also could assess the students' behavior changing during the research. It contain students' participation, behavior, interest, improvement, and difficulties. There were seven indicators in teaching and learning process and in

observation checklist, there was an option with “yes or no” of every indicator who was selected by the collaborator, they were:

Table 3.3

Observation checklist for the students			
No	Aspect of Observation	YES	NO
1.	Paying attention to the Teacher		
2.	Sitting in a group of four		
3.	Writing the words and the phrases based on the theme given		
4.	Writing the text in a group		
5.	Presenting in writing product		
6.	Making correction and give feedback		
7.	Revising the text		

And in this research, the researcher use the procedures of Roundtable technique in teaching Writing Narrative Text. These procedures is made by English teacher, Nurhayati, SS.S.Pd, collaborate with researcher based on the procedures of Roundtable Technique by Barkley, et al., (2005: 80), describe as follow:

Table 3.4

The procedures of Roundtable Technique		
No	PROCEDURES	CHECKLIST YES or NO
1	The researcher explained the material which will be the topic of discussion a bit to the students so they have prior knowledge about the topic they will discuss	

2	The researcher prepares the class to apply Roundtable technique	
3	The researcher Introduces students with the process of applying Roundtable technique. And explain step-by-step procedures of the implementation of roundtable technique in writing Narrative text	
4	The researcher divided the students into group of eight (one group consists of four-five students')	
5	The researcher Gives students a topic to be discussed in groups. Give them a limited time (about 7 to 10 minutes) to discuss the topic and make temporary discussion result	
6	The researcher stop the discussion when the time is over, and ask students' do the steps in roundtable technique by writing their answers on the paper and circulating the paper for entire of the group at least one group	
7	The researcher ask the students for share their arguments and make some correctness about the writing which is discussed in the whole class	
8	The researcher write the conclusion about the topic	

CHAPTER IV

FINDINGS AND DISCUSSION

A. Findings

1. Students' writing skill of narrative text improvement after being taught by using Roundtable technique at eleventh grade in senior high school 1 south polongbangkeng

The improvement of students' writing skill of narrative text after being taught by using Roundtable Technique can be seen from the result of students' writing score in the first cycle, second cycle, and the table of comparison between: Preliminary study, first cycle test, and second cycle test which is provided as follows;

Table 4.1.1

Students' Writing Score in the First cycle and Second cycle Test

No.	Name of students	Cycle test 1	Cycle test 2
1	AMR	40**	79,5*
2	AA	75,5*	77*
3	BA	40**	67,5**
4	FF	70**	80*
5	FS	84*	80,5*
6	FI	75,5*	85*
7	HS	40**	76*
8	HD	40**	70**
9	IJS	35**	82*
10	JMR	70,5**	60**
11	JMI	75,5*	75,5*
12	KT	79,5*	79*
13	KR	84*	75,5*
14	MJ	75,5*	77,5*
15	MK	73**	77,5*
16	MR	79,5*	79,5*
17	NEP	84*	78,5*

18	NI	30**	70**
19	NB	20**	62,5**
20	NL	80*	78,5*
21	NS	73,5**	70**
22	RH	20**	80*
23	RK	73**	60**
24	RAA	75,5*	77,5*
25	RSD	40**	77,5*
26	ST	75,5*	79,5*
27	SA	40**	67,5**
28	SD	80*	78,5*
29	SW	84*	80*
30	WI	83*	79*

= * *Students who pass the criteria of minimum success (KKM)*

= ** *Students who did not pass the criteria of minimum success (KKM)*

Based on the table above, it proven that there were some improvement toward students' Writing Skill after implementing Roundtable technique. The improvement showed that in the first cycle test, there were four students obtained 84 value, two students obtained, 80 value, one student obtained 83 value, six students obtained 75,5 and two students obtained 79,5. It means that, there were fifteen students who could pass the criteria of minimum successful (KKM) and there were one student obtained 73,5 value, two students obtained 73 value, one student obtained 70,5 value, one student obtained 70 value, six students obtained 40 value, one student obtained 35 value, one student obtained 30 value, and two students obtained 20 value. It means that, fifteen students also still below the KKM.

In the second cycle there was one student obtain 85 value, one student obtain 82 value, one student obtain 80,5 value, three students obtain 80

value, three students obtain 79,5 value, one student obtain 79 value, three students obtain 78,5 value, six students obtain 77,5 value, one student obtain 77 value, and one student obtain 75,5 value. It means that, there were twentythree students who could pass the criteria of minimum successful (KKM) and there are three students obtain 70 value, two students obtain 67,5 value, one student obtain 62,5 value, and two student obtain 60 value. It means that, eight students still below the criteria of minimum successful (KKM).

Table 4.1.2

The frequency and percentage students' writing test in the first cycle and second cycle

CATEGORY	STANDARD SCORE	FREQUENCY		PERCENTAGE	
		Cycle 1	Cycle 2	Cycle 1	Cycle 2
PASS	≥ 75	15	22	50%	73%
NOT PASS	≤ 75	15	8	50%	27%

Based on the table above, it showed that the successful indicator of this research which had to fulfilled by the students were not achieved in the first cycle. There were 50% students who could pass the criteria of minimum successful (KKM) and also there were 50% students who didn't pass the criteria minimum successful (KKM). While, in the second cycle there were 73% students who could pass the criteria of minimum successful (KKM) and there were 27 % students' who didn't pass the criteria minimum successful (KKM).

Table 4.1.3

Comparison of preliminary study, cycle 1, and cycle 2 Test.

No.	Name of students	Preliminary Study	Cycle test 1	Cycle test 2
1	AMR	70**	40**	79,5*
2	AA	75*	75,5*	77*
3	BA	50**	40**	67,5**
4	FF	70*	70**	80*
5	FS	75**	84*	80,5*
6	FI	80*	75,5*	85*
7	HS	60**	40**	76*
8	HD	68**	40**	70**
9	IJS	68**	35**	82*
10	JMR	68**	70,5**	60**
11	JMI	75*	75,5*	75,5*
12	KT	75*	79,5*	79*
13	KR	68**	84*	75,5*
14	MJ	75*	75,5*	77,5*
15	MK	55**	73**	77,5*
16	MR	65**	79,5*	79,5*
17	NEP	67**	84*	78,5*
18	NI	60**	30**	70**
19	NB	60**	20**	62,5**
20	NL	67**	80*	78,5*
21	NS	67**	73,5**	70**
22	RH	60**	20**	80*
23	RK	40**	73**	60**
24	RAA	80*	75,5*	77,5*
25	RSD	70**	40**	77,5*
26	ST	65**	75,5*	79,5*
27	SA	70**	40**	67,5**
28	SD	76*	80*	78,5*
29	SW	70**	84*	80*
30	WI	65**	83*	79*

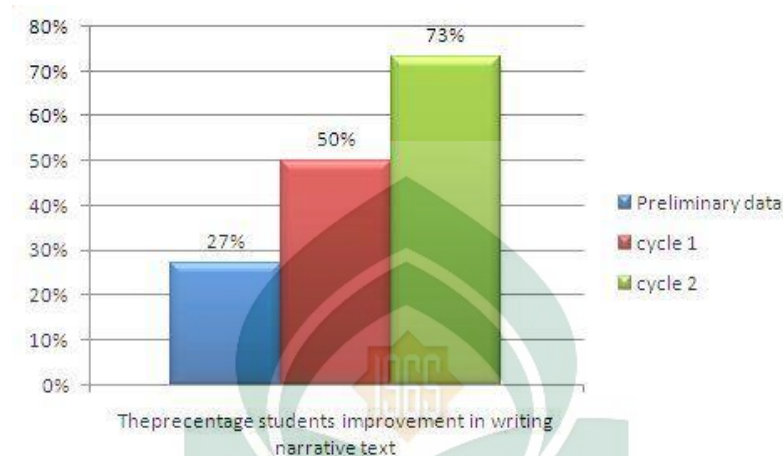
= * Students who pass the criteria of minimum success (KKM)

= ** Students who did not pass the criteria of minimum success (KKM)

Based the table above, the improvement of students' writing percentage could be seen more detail as provided as follows:

Figure 4.1.1

The percentage of students' improvement



Based on the figure above, the percentage of Preliminary data was 27% and in the first cycle was 50%, it means this cycle had improved but was still not achieve the target of this research. And the percentage of second cycle was 73%, it means that this cycle was successful and achieve the target of the research.

Roundtable Technique was successful in improving students' writing skill. This technique was being considered as a technique that influenced the class effectively. In addition, this technique encourages students easier to write the narrative text. Therefore, this kind of technique can impress the students accomplishing the learning goals in the class.

During the observation (the first and the second cycle), the researcher found that the students were actively in doing learning. Moreover, the class became noisy and alive with the students' conversational voice. Overall, the class went in enjoyable atmosphere.

The findings above have proven that Roundtable Technique was able to improve the students' writing skill of narrative text. Also the percentage increased from the first cycle to the second cycle and the observations result of the first cycle and the second cycle showed that the students' participation and writing skill raised because of narrative text. Moreover, this technique had presented that Roundtable Technique could motivate and improve the students' writing skill.

2. Students' activity in writing narrative text during the implementation of Roundtable technique at eleventh grade in senior high school 1 south polongbangkeng

The students' activity in writing narrative text during the implementation of Roundtable Technique, in the following explanation those meetings would be chronologically discussed:

4.2.1 Description of cycle 1

There were three meetings in the cycle 1. This cycle consisted of four steps.

They were plan, action, observe, and reflect. The following was a brief explanation of the cycle 1.

4.2.1.1 Plan

In the plan step, the teacher prepared all things that related to the lesson, such as the syllabus, the lesson plan about narrative text by using Roundtable Technique, the materials of Narrative text, the example of narrative text, students' writing test, the questions for brainstorming, worksheet and answer sheet for students in writing narrative text, and observation checklist. This research had been planned to be held on February, 14th 2017. The learning materials and the

lesson plan of this research were designed based on the syllabus, the curriculum of the school and the steps of Roundtable Technique, Observation checklist were designed based on the lesson plan and the learning strategy that used in this research. Writing test was designed in essay form consisted of one question about writing a narrative text.

4.2.1.2 Action

In this step, the teacher applied the action based on the lesson plan. The action of this research consisted of three meetings. The first meeting focused on improving students' writing skill and introduced narrative text. In this meeting was conducted on February, 18th 2017 from 11.00-12.30 am (based on the schedule). The researcher entered in the class and the teacher welcomed by students and sat down on the chair and several students played around the class.

The situation was noisy, some students were still talking with their friends. After the students were ready, the teacher started the meeting by praying. The teacher opened the lesson by introducing and checked the students' attendance. Next, the teacher asked the researcher to continue the lesson. The procedures were:

- a) The researcher introduce and explain what the narrative text .
- b) The researcher gave a text about narrative Folktale with the title Bawang Merah and Bawang Putih.
- c) Students translate the text about narrative Folktale.
- d) Students collect their result.

The result of students' work was discussed in the second meeting. Due to the time was not enough.

The second meeting, this meeting was conducted in February, 21th2017 from 07.30-09.00 am (based on the schedule). This meeting was the same as the first meeting; the difference at this meeting were the teacher and students played a game to control students' concentration in class. The game was related to English material part of a body. The rules were the students follow the instruction of what the teacher ask that there was part of body vocabularies in the sentence. Without part of body vocabularies, students may not follow the instruction. The end of the game teacher gave candy as a present.

After students' felt happy and ready to study, researcher continued the lesson. The researcher read the result of students work in last meeting. After that showed the correction of the students work. Researcher gave back the result to the students to be corrected. Before closed the lesson researcher gave the students some explanation about Roundtable Technique. After that, the researcher remained the students to take writing test in next meeting with using Roundtable Technique.

The third meeting, this meeting was conducted in February, 25th2017 from 11.00-12.30 am (based on the schedule). At the meeting, the researcher gave little explanation about narrative text and Roundtable technique only to make students reviewed their previous material. The researcher gave the paper to students. The researcher asked the students to wrote the narrative text with using Roundtable technique. After finishing wrote the narrative text, the researcher ask the students'

for share their arguments and make some correctness about the writing which is discussed in the whole class.

4.2.1.3 Observe

The collaborator observed the activities during the teaching and learning process in Roundtable Technique. To observe them, the researcher used observation checklist which was made before conducting this research. The result of the observation was analyzed to found the strengths and the weaknesses of the action. In the third meeting, the teacher did not observe the teaching and learning process because the students were given a competence test for the first cycle. This test was very important to know the students' improvement in identifying the generic structure and language feature narrative text after they have been given explanation and material about writing narrative text.

There were seven indicators in teaching and learning process and in observation checklist, there was an option with "yes or no" of every indicator who was selected by the collaborator, they were;

Table 4.2.1
The Result of Observation in the first cycle

No	Aspect of Observation	YES	NO
1.	Paying attention to the Teacher		✓
2.	Sitting in a group of four	✓	
3.	Writing the words and the phrases based on the theme given	✓	
4.	Writing the text in a group		✓
5.	Presenting in writing product	✓	
6.	Making correction and give feedback	✓	
7.	Revising the text		✓

4.2.1.4 Reflect

The result of the writing test showed that there were 15 students (50%) who can pass the standard score. It showed that the students' scores were improved 23%. Even though there was an improved score of students who passed the standard score, the indicator of success has not been achieved yet. It means that the research had not been successful yet. The result of observation checklist, there were seven criteria which were involved activity in the classroom. And also, there were some notes that were written by the collaborator. The first, the teacher's voice should be louder, the teacher should pay attention to the whole students, and the teacher was less on guided and controlled the students. Most students understood about the material but there were some students who did not clear about the material especially in the verb of past tense. In the writing process, some of them were not serious in writing and not enthusiast in writing narrative text. From the reflection and discussion with the collaborator, the teacher would do some efforts to improve the students' skill in writing narrative text by using Roundtable Technique in the next cycle. They were the teacher's voice should be louder, the teacher should pay attention on whole students, the teacher should explain more about the generic structure of narrative text and the language feature of narrative text, especially past tense and the teacher should give more guidance and direct students by using Roundtable Technique in writing a narrative text.

4.2.2 Description of cycle 2

Cycle 2 was conducted based on the result of reflection from cycle 1. Cycle 2 was held on three meetings and it used the similar steps to cycle 1, plan, action, observe and reflect.

4.2.2.1 Revised plan

The plan was similar to the cycle 1 but there were more some revises. The teacher prepared the lesson plan about narrative text but it focused more on the generic structure of the narrative text and the past tense verb. The teacher also prepared the syllabus, the materials of narrative text, the example of the narrative text, the questions for brainstorming, students' writing test, worksheet and answer sheet for students in writing narrative text, and observation checklist. The learning materials and the lesson plan of this research were designed based on the syllabus and the curriculum of the school and the steps of Roundtable Technique. Observation checklist were designed based on the lesson plan and the learning strategy that used in this research. But, the teacher was revision in the teacher and the student's observation checklist. Most of the observations were same, but the teacher made stressed on the generic structure and past tense. Writing test was designed in essay form consisted of one question about writing a narrative text. This research had been planned to be held on February, 26th 2017.

4.2.2.2 Action

This step conducted by applying Roundtable technique based on the revised plan. This step was consisted of three meetings. The first meeting was conducted on February, 28th 2017 from 07.30-09.00am (based on schedule). In this meeting the teacher started the lesson by asking the students understanding about Narrative text. Then the teacher explain about the generic structured of narrative text and pst tense. After that, the teacher hand out an example of narrative text and ask the students to analyze the generic structure of narrative text and underline the verb of past tense. Then, the teacher explained about Roundtable technique in brief and what the students had to do.

The second meeting, this meeting was conducted on March 4th 2017 from 11.00-12.30 am (based on schedule), this meeting was similar to the cycle 1. The first, the teacher gave the student two topics of writing narrative text and asked them to choose one of the topics. Then, the teacher asked the students to brainstorm their ideas about the topic by using four questions to help the students in writing their text. After that, the teacher asked the students to write a narrative text by using Roundtable technique. The teacher guided the students in the steps of Roundtable technique and monitors each group. After the time was up, the teacher asked some group to present their writing. After that, the teacher asked all students to collect their writing. At the end of the meeting, the teacher asked the students to tell about their difficulties in writing narrative text by using Roundtable technique. Then, the teacher gave feedback for students about their

difficulties in writing narrative text by using Roundtable technique. The last the teacher asked the students to summarize the lesson.

The third meeting, this meeting was conducted on March, 7th 2017 from 07.30-09.00 am (based on schedule). In this meeting, the teacher hand out the answer sheet and the worksheet for the students to write a narrative text individually. This test was taken as the result of cycle 2.

The aspects which were observed during the teaching and learning process were just same in the first cycle. They were;

Table 4.2.2

The Result of Observation in the Second cycle

No	Aspect of Observation	YES	NO
1.	Paying attention to the Teacher	✓	
2.	Sitting in a group of four	✓	
3.	Writing the words and the phrases based on the theme given	✓	
4.	Writing the text in a group	✓	
5.	Presenting in writing product	✓	
6.	Making correction and give feedback	✓	
7.	Revising the text		✓

Based on the table above, there were six criteria which got stated from the students. And the cycle first only four criteria so that's way improvements than did in the first cycle test. Then the score was converted into the table classification of observation and the result showed that the classroom activity was categorized very good. It means that the role of teacher and researcher were success in doing the action within the second cycle test.

B. Discussion

1. Students writing skill of narrative text improvement after being taught by using Roundtable technique at eleventh grade students in senior high school 1 south polongbangkeng

The data which were obtained from the students' achievement scores of the test in writing narrative text by using Roundtable Technique significantly improved in every single test. It showed that the students' writing skill in the first cycle of every indicators had improved significantly. It can be seen in the pre-cycle test only 8 students can pass the test. It means that there were 22 students of that class did not pass the test. But, in the first cycle, there were 15 students can pass the test. And it can be concerned in the last cycle there were 22 students pass the test and the rest was fail.

The findings above have proven that using Roundtable technique was able to improve the students' ability in writing narrative text. This related with the theoretical by Lou (2005), the Roundtable is useful for brainstorming, writing, and reviewing concepts and vocabularies learned. The students' easier to write their narrative text because they can ask her friends and before write narrative text, they can brainstorm their ideas. They could create better atmosphere of the lesson and also could help the students were fun and interesting in learning process.

Barkley,et al.,(2005:75) state that the benefit of using Roundtable technique is students were able to build upon each others' contributions. It encourages students to adjust their writing (in areas like content, conventions, style and vocabulary) as they respond and react to the comment of the writers that preceded

them. And Barkley, et al., (2005:75) also state that, the disadvantages of using Roundtable Technique. Roundtable Technique only used for fairly simple task, not for the complex or reasoning ones. It is only the surface of technique in teaching writing, so it does not a good technique, when is used to write an easy writing whis has long paragraph.

2. Students' activity in writing narrative text during the implementation of Roundtable technique at eleventh grade in senior high school 1 south polongbangkeng

The students' activities during the implementation of Roundtable technique in this research were: the seriousness of the students during the learning process, the enthusiasm of the students in doing the tasks and the students' participation. when during the implementation of Roundtable Technique, there was positive attitude toward learning. It found that the writing activity became more interesting. Because, in writing narrative text using Roundtable, the students write the text in a group. This related with the theoretical by Barkley, Cross and Major (2005:241), Roundtable is a technique where the students take turn responding to a prompt by writing one or two words or phrases before passing the paper along to others who do the same. It is a written version of Round Robin Brainstorming. It can lead students to be active and responsible in their group. So, each member of the group is responsible for instruction given.

At the first cycle, the students were still less in paying attention to the teacher during the learning process related the explanation and instruction. And also the students seriousness when writing the text and revising the text were lack.

It was different at the second cycle. The researcher tried to present more interesting in learning process. It made students give more attention. So, it improved students' seriousness and participation during teaching and learning process. More than half the class participated in writing narrative text. Most of them were active in learning process, making comment or asking questions about instruction as well as about Roundtable technique whether to the teacher or to their friends. Based on these data, it can be inferred that their active participation created a good class atmosphere.

On the other hand, during the implementation of the technique, the researcher found that the students still felt confused using structure of sentences especially in utilizing past tense and how to employ the terms and vocabulary in writing text. It related with the theoretical by Bram, Barli (1995 : 25-62), there are some factors can influence students' writing skill : Limited vocabulary, difficulty in organizing to write about something, no motivation to write, and the lack of confidence in grammar. So, the role of the teacher more expected to guide the students.

CHAPTER V

CONCLUSION AND SUGGESTION

This chapter provides the conclusion and suggestion of the study. The conclusion is made by the findings of the study with referenced to the problem statement and the objectives of the study. Suggestions are made for educators who are concerned to the teaching writing.

A. Conclusion

Based on the result of this study that has been analyzed in the previous chapter, it can be concluded that Roundtable Technique is effective to be used to improve students' writing skill because there is a significant difference between the progress in writing skill of the students after applying Roundtable Technique and before applying Roundtable Technique. It was proved that there was significant difference between the result of students' first cycle and second cycle. The result of the Percentage of students' first cycle 50% and second cycle 73%. It means that second cycle is higher than first cycle. So the result of second cycle could show that the writing skill of the students under study improved significantly after they had been taught narrative text by Roundtable Technique.

Strength Roundtable Technique is the students easier to write the narrative text because they are cooperate with their groups. Weaknesses Roundtable Technique is make students bored to write the text and make teachers lazy to teach about writing.

B. Suggestions

Based on the conclusion above, the researcher proposes the following suggestions:

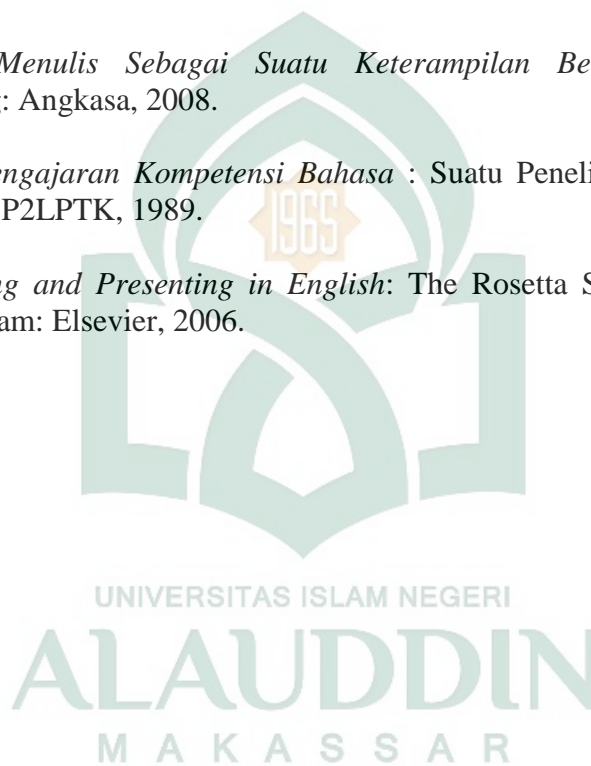
1. The students should pay attention what the teacher explains for making the learning process running well. If they do not understand the material or teacher explanation, they should ask to their teacher.
2. The teacher should give or prepare good material to make the students more interested in learning, because the teaching material give influence to the students understanding. The teacher also have to know what students' difficulties in writing, and help to solve their problem.
3. The application of Roundtable Technique is suggested to the teacher in teaching English especially in writing because provides many interesting activities that can be make students more understand about writing skill of narrative text so that it can make them more active in the classroom.


BIBLIOGRAPHY

- Agusta, Devigantari. *Improving Students' Ability in Writing Narrative Text Using Short Animated Stories at Class VIII C of SMP 2 Sanden, Yogyakarta*. [Thesis]. Retrieved From <https://www.google.co.id/search?hl=in-ID&ei=-exYWNK1EorNOASFOLfwDA&q=improving+students+ability+in+writing+narrative+text+using+short+animated+stories+devigantari+agusta+2013>, on December 20th, 2016.
- Alberti, Y. *Improving Students' Reading Comprehension on Narrative Texts By Using Story Grammar Strategy At Grade VIII d Of SMP N 1 Pondok Kelapa Bengkulu Tengah*. Thesis : English Education Study Program Language and Arts Department Teachers' Training and Education Faculty Bengkulu University, 2014.
- Arikunto, S. *Prosedur Penelitian; Suatu Pendekatan Praktik*. Jakarta: Rineka Cipta, 2006.
- Barkley, E. F., Cross, K. P. & Major, C. H. *Collaborative Learning Techniques: A Handbook for Collage Faculty*. San Fransisco : Jossey-Bass, 2005.
- Bram, Barli. *Write Well Improving Writing Skills*, Yogyakarta: Penerbit Kanisius, 1995.
- Brokes, Authur, & Peter Grundy. *Writing for Study Purposses*. Cambridge: Cambridge University Press, 1990.
- Brown, H, Douglas. *Teaching By Priciples: An Interacctive Approach to Language Pedagogy*. 2nd Ed. Sanfransisco: Longman, 2001.
- Djarmika and Wulandari. *Writing Narrative Text*. Bandung: Pakar Karya. 2013.
- Ferrance, Eileen. *Action Research*. [Online]. Retrieved from http://www.brown.edu/academics/educationalliance/sites/...edu.../act_research.pdf, 2000, on December 19th, 2016.
- Gerot, Linda and Peter Wignell. *Making Sense of Functional Grammar*. Sydney. Gerd Stabler, 1995.
- Glencoe. Azhar Susanto. *Sistem Informasi Akuntansi*. Bandung: Lingga Jaya, 2007.
- Harmer, Jeremy. *How to Teach Writing*. Essex: Pearson Education Ltd, 2004.
- Hyland, K. *Second Language Writing*. New York: Cambridge University, 2004.

- Kagan, Spencer & Kagan, Miguel. *Kagan Cooperative Learning*. San Clemente: Kagan Publishing, 2009.
- Kagan, S. *Cooperative learning*. San Clemente , CA: Kagan Cooperative Learning, 1994.
- Kemmis & Mc Taggart. *The Action Research Planner*, Melbourne, Victoria : Deakin University Press. 1982.
- Lou, Leaver. *Round table on language and Linguistics*. Georgetown University Press. 2005.
- Martin, Charles, Sandra Seitzer, John Kimmelman, Harriet Krantz. *Exploring American English Writing Skills for Classroom and Career*. New York: Macmillan Publishing Company, 1985.
- Msanjila, Y. P . Problemsa of Writing in Kiswahili: A Case Study of Kigurunyembe and Morogoro Secondary Schools in Tanzania. *Nordic Journal of African Studies*, Vol 14(1), 15-25, 2005.
- Nurhasanah. *Improving Students' Ability In Writing A Narrative Text by Using Round Table Strategy at Grade VIII C of Smp Negeri 11 Kota Bengkulu*. Bengkulu. [Thesis]. Retrieved From http://www.google.co.id/search?q=improving+students'+ability+in+writing+a+narrative+text+using+roundtable&hl=in-ID&biw=600&bih=1024&prmd=nvi&source=lnms&sa=X&ved=oahUK Ewjcj8Tw7MLQA hUMpI8KHTPoCzoQ_AUIBCgA&dpr=1, on 25 November 2016, 11.30 a.m. Takalar, 2014.
- O'Brien, Ror., *An Overview of the Methodological Approach of Action Research*. Accessed on, 17 Desember 2016, 13.30 a.m.Takalar. <http://www.web.net/-robrien/paper/arfinal.html>, 1982.
- Oxford, *Oxford Learners Pocket Dictionary*. New Edition. New York Oxford University Press, 2008.
- Pratyasto, Putut W,S.S. *Effective English*. PT Tiga Serangkai Pustaka Mandiri, 2004.
- Riduwan. *Rumus dan Data Dalam Analisis Statistika*. Bandung : Alfabeta, 2007.
- Shofiyah, E. *The Effectiveness of Dictogloss Technique in Teaching Writing of Narrative Text*. [Thesis] :Department of English Education Faculty of Tarbiyah and Teacher's Training Syarif Hidayatullah State Islamic University Jakarta, 2015.

- Siregar, Nurhanna Sari. *Improving students' Achievement In Writing Narrative Text Through Problem Based Learning. Padang.* [Journal] Accessed on, 17 Desember 2016. 13.23 a.m. Takalar. <http://jurnal.unimed.ac.id/2012/index.php/jelt/article/view/902>, 2013.
- Sudaryanto. *Peningkatan Keterampilan Menyusun Wacana Narasi Melalui Penerapan Pendekatan Ekletik.* Cakrawala Pendidikan. Thxx, No 1, 61-69, 2001.
- Sudijono, Anas. *Pengantar Statistik Pendidikan.* Jakarta : Raja Grafindo Persada, 2010.
- Tarigan, H.G. *Menulis Sebagai Suatu Keterampilan Berbahasa* (ed.rev). Bandung: Angkasa, 2008.
- Tarigan, H.G. *Pengajaran Kompetensi Bahasa : Suatu Penelitian Kepustakaan.* Jakarta : P2LPTK, 1989.
- Young, P. *Writing and Presenting in English: The Rosetta Stone of Science.* Amsterdam: Elsevier, 2006.





APPENDIX 1

STUDENTS' CODE	
CODE	NAME
1	Amrianto
2	Andi Ati
3	Bahar
4	Fitra febianti
5	Fitri Said
6	Fitri Sikki
7	Hasriana
8	Herlindawati
9	Indar Jaya Sriyanto
10	Jumriana
11	Jumriani
12	Kamasiah Talib
13	Karmila
14	Miftahul Jannah
15	Muh.Kasim
16	Muh Rahmat H
17	Nanda Eka Putri
18	Ningsih
19	Nurbia
20	Nurlina
21	Nursyamsih
22	Rahmawati
23	Rika
24	Rizal Alamsyah Amal
25	Risdayanti
26	Satria
27	Sari alam
28	Sri Devi
29	Sri wahyuni
30	Wandi Isal

APPENDIX 2

LESSON PLAN OF CYCLE 1

1. IDENTITAS MATA PELAJARAN

Nama Sekolah	: SMA Negeri 1 Polombangkeng Selatan
Mata Pelajaran	: Bahasa Inggris
Kelas/Semester	: XI / 2
Alokasi Waktu	: 4 x 45 menit (2x pertemuan)
Topik Pembelajaran	: <i>Narrative Text</i>
PertemuanKe	: 1 dan 2

2. STANDAR KOMPETENSI

12. Merespon makna dan langkah retorika dalam esei berbentuk *Narrative* dalam konteks kehidupan sehari-hari dan untuk mengakses ilmu pengetahuan.

3. KOMPETENSI DASAR

12.2 Merespon makna dan langkah retorika dalam esei dengan menggunakan ragam bahasa tulis secara akurat, lancar dan berterima dalam konteks kehidupan sehari-hari dan untuk mengakses ilmu pengetahuan dalam teks berbentuk *Narrative*.

4. INDIKATOR PENCAPAIAN KOMPETENSI

- Menggunakan simple past tense dalam tesk narrative
- Menghasilkan teks berbentuk narrative

5. TUJUAN PEMBELAJARAN

- Pada akhir pembelajaran siswa dapat :
Menghasilkan teks berbentuk narrative

6. MATERI AJAR

Teks narrative berbentuk Folktale

BAWANG MERAH AND BAWANG PUTIH

Bawang Putih lived with her step mother and her step sister, Bawang Merah. Bawang Putih's mother died when she was a baby. Her father remarried another woman and later her step sister was born. Unfortunately, not long after that her father died. Since then, Bawang Putih's life was sad. Her step mother and her step sister treated Bawang Putih badly and always asked her to do all the household chores.

One morning, Bawang Putih was washing some clothes in a river. Accidentally, her mother's clothes were washed away by the river. She was really worried so she walked along the river side to find the clothes.

Finally she met an old woman. She said that she kept the clothes and would give them back to Bawang Putih if she helped the old woman do the household chores. Bawang Putih helped her happily. After everything was finished, the old woman returned the clothes. She also gave Bawang Putih a gift. The old woman had two pumpkins, one pumpkin was small and the other one was big. Bawang Putih had to choose one.

Bawang Putih was not a greedy girl. So she took the small one. After thanking the old woman, Bawang Putih then went home. When she arrived home, her step mother and Bawang Merah were angry. They had been waiting for her all day long. Bawang Putih then told about the clothes, the old woman, and the pumpkin. Her mother was really angry so she grabbed the pumpkin and smashed it to the floor.

Suddenly they all were surprised. Inside the pumpkin they found jewelries. "Bawang Merah, hurry up. Go to the river and throw my clothes into the water. After that, find the old woman. Remember, you have to take the big pumpkin," the step mother asked Bawang Merah to do exactly the same as Bawang Putih's experience. Bawang Merah immediately went to the river. She threw the clothes and pretended to search them. Not long after that, she met the old woman. Again she asked Bawang Merah to do household chores. She refused and asked the old woman to give her a big pumpkin. The old woman then gave her the big one. Bawang Merah was so happy. She ran very fast. When she arrived home, her mother was impatient. She directly smashed the pumpkin to the floor. They were screaming. There were a lot of snakes inside the pumpkin! They were really scared. They were afraid the snakes would bite them. "Mom, I think God just punished us. We had done bad things to Bawang Putih. And God didn't like that. We have to apologize to Bawang Putih," said Bawang Merah.

Finally both of them realized their mistakes. They apologized and Bawang Putih forgave them. Now the family is not poor anymore. Bawang Putih decided to sell all the jewelries and used the money for their daily lives.

7. ALOKASI WAKTU

2x Pertemuan (4x45 menit)

8. METODE PEMBELAJARAN

Roundtable Technique

9. KEGIATAN PEMBELAJARAN

Langkah-langkah Kegiatan Pembelajaran

PRE TEACHING		
No	GURU	SISWA
1.	Guru mengucapkan salam dan menyiapkan siswa untuk belajar	Students answer the teachers greeting
2.	Guru mengabsen siswa	Students report their attendance.
3.	Guru mengecek kondisi ruangan kelas	Siswa menyiapkan diri untuk belajar
4.	berdoa	berdoa.
5.	Guru memperlihatkan beberapa gambar kepada siswa untuk kegiatan brainstroming Guru menayakan kepada siswa mengenai gambar tersebut Guru menjelaskan tujuan mengajar dan indikator pembelajaran	Siswa memperhatikan gambar Siswa menjawab pertanyaan guru

WHILST TEACHING		
7.	Guru menjelaskan mengenai pengertian teks naratif, jenis teks naratif dan <i>language feature</i> dan <i>generic structure</i> dari teks naratif	Siswa mendengarkan penjelasan guru
8.	Guru memperlihatkan kepada siswa contoh teks naratif	Siswa melihat contoh teks naratif
9	Guru meminta siswa membaca teks naratif tersebut	Siswa membaca teks naratif

10	Guru menyuruh siswa mengidentifikasi informasi apa saja yang dapat diperoleh di tiap paragraf	Siswa mengidentifikasi setiap paragraf
11	Guru meminta siswa untuk mengidentifikasi generic structure dari teks	siswa mengidentifikasi generic structure dari teks
12	Guru meminta siswa untuk menggaris bawahi kata kerja yang ada pada teks	Siswa mengidentifikasi kata kerja
13	Guru menjelaskan mengenai Roundtable Technique	Siswa memperhatikan penjelasan guru
14	Guru membagi siswa berkelompok, 1 kelompok terdiri dari 5 orang	Siswa duduk dalam kelompok

POST TEACHING		
15	Guru meminta siswa menanyakan hal yang belum jelas dan menceritakan kesulitan yang di alami mengenai pelajaran	Siswa bertanya kepada guru dan menceritakan kesulitan yang dialami
16	Guru meminta siswa untuk meringkas pelajaran	Siswa meringkas pelajaran
17	Guru mengakhiri pelajaran dan memberitahu tentang topik pelajaran selanjutnya	Siswa mengucapkan terima kasih

10. Sumber/Bahan/Alat

Bacaan tentang narrative Text, series of pictures and board makers.

11. Penilaian

I. Indikator, Teknik, Bentuk, dan Contoh.

No	Indikator	Teknik Penilaian	Bentuk	Instrument/Soal
1	Writing a Narrative text	Menggunakan rubrik dari glencoe (2007)	A writing composition text	Write a narrative text based on the topic

Mengetahui,
Kepala Sekolah,

Takalar, 18 Februari 2017
Guru Mapel Bahasa Inggris,

IBRAHIM, S.Pd, M.Pd
Nip : 197904012006041010

NURHAYATI, SS, S.Pd
NIP: 198512012010012032

UNIVERSITAS ISLAM NEGERI
ALAUDDIN
M A K A S S A R

APPENDIX 3

LESSON PLAN OF CYCLE 2

1. IDENTITAS MATA PELAJARAN

Nama Sekolah	: SMA Negeri 1 Polombangkeng Selatan
Mata Pelajaran	: Bahasa Inggris
Kelas/Semester	: XI / 2
Alokasi Waktu	: 4 x 45 menit (2x pertemuan)
Topik Pembelajaran	: <i>Narrative Text</i>
PertemuanKe	: 4 dan 5

2. STANDAR KOMPETENSI

12. Merespon makna dan langkah retorika dalam esei berbentuk *Narrative* dalam konteks kehidupan sehari-hari dan untuk mengakses ilmu pengetahuan.

3. KOMPETENSI DASAR

12.2 Merespon makna dan langkah retorika dalam esei dengan menggunakan ragam bahasa tulis secara akurat, lancar dan berterima dalam konteks kehidupan sehari-hari dan untuk mengakses ilmu pengetahuan dalam teks berbentuk *Narrative*.

4. INDIKATOR PENCAPAIAN KOMPETENSI

- Menggunakan simple past tense dalam tesk narrative
- Menghasilkan teks berbentuk narrative

5. TUJUAN PEMBELAJARAN

- Pada akhir pembelajaran siswa dapat :
Menghasilkan teks berbentuk narrative

6. MATERI AJAR

Teks narrative berbentuk Folktale

SNOW WHITE

Once upon a time there lived a little girl named Snow White. She lived with her Aunt and Uncle because her parents were dead. One day she heard her Uncle and Aunt talking about leaving Snow White in the castle because they both wanted to go to America and they didn't have enough money to take Snow White. Snow White did not want her Uncle and Aunt to do this so she decided it would be best if she ran away.

The next morning she ran away from home when her Aunt and Uncle were having breakfast. She ran away into the woods. Then she saw this little cottage. She knocked but no one answered so she went inside and fell asleep. Meanwhile, the seven dwarfs were coming home from work. They went inside. There they found Snow White sleeping. Then Snow White woke up. She saw the dwarfs. The dwarfs said, “what is your name?” Snow White said, “My name is Snow White.” One of the dwarfs, said, “If you wish, you may live here with us.” Snow White said, “Oh could I? Thank you.” Then Snow White told the dwarfs the whole story and finally Snow White and the 7 dwarfs lived happily ever after.

7. ALOKASI WAKTU

2x Pertemuan (4x45 menit)

8. METODE PEMBELAJARAN

Roundtable Technique

9. KEGIATAN PEMBELAJARAN

Langkah-langkah Kegiatan Pembelajaran

<i>PRE TEACHING</i>		
No	GURU	SISWA
1.	Guru mengucapkan salam dan menyiapkan siswa untuk belajar	Students answer the teachers greeting
2.	Guru mengabsen siswa	Students report their attendance.
3.	Guru mengecek kondisi ruangan kelas	Siswa menyiapkan diri untuk belajar
4.	berdoa	berdoa.
5.	Guru memperlihatkan beberapa gambar kepada siswa untuk kegiatan brainstorming Guru menanyakan kepada siswa mengenai gambar tersebut Guru menjelaskan tujuan mengajar dan	Siswa memperhatikan gambar Siswa menjawab pertanyaan guru

	indikator pembelajaran	
--	------------------------	--

WHILST TEACHING		
7.	Guru menerangkan kembali mengenai Narrative text	Siswa mendengarkan penjelasan guru
8.	Guru meminta siswa untuk membuat text Narrative berdasarkan topik dengan steps roundtable technique	Siswa membuat teks narrative dengan menggunakan roundtable technique
9	Guru meminta beberapa siswa untuk memperlihatkan teks Narrative yang sudah di buat dan mengumpulkannya kepada guru	Siswa memperlihatkan kalimat yang telah di buat dan mengumpulkan teksnya kepada guru

POST TEACHING		
10	Guru meminta siswa menanyakan hal yang belum jelas dan menceritakan kesulitan yang di alami mengenai pelajaran	Siswa bertanya kepada guru dan menceritakan kesulitan yang dialami
11	Guru meminta siswa untuk meringkas pelajaran	Siswa meringkas pelajaran
12	Guru mengakhiri pelajaran dan memberitahu tentang topik pelajaran selanjutnya	Siswa mengucapkan terima kasih

10. Sumber/Bahan/Alat

Bacaan tentang narrative Text, Board makers.

11. Penilaian

I. Indikator, Teknik, Bentuk, dan Contoh.

No	Indikator	Teknik Penilaian	Bentuk	Instrument/Soal
1	Writing a Narrative text	Menggunakan rubrik dari glencoe (2007)	A writing composition text	Write a narrative text based on the topic

Mengetahui,
Kepala Sekolah,

Takalar, 28 Februari 2017
Guru Mapel Bahasa Inggris,

IBRAHIM, S.Pd, M.Pd
Nip : 197904012006041010

NURHAYATI, SS, S.Pd
NIP: 198512012010012032




APPENDIX 4

Rubric for Assessing Student Writing: Folktale (Glencoe, 2007)

<p style="text-align: center;">Focus/ Organization</p> <p>The narrative fulfills its purpose of telling a story using all of the elements of a folktale.</p> <p>The story is appropriate for its intended audience.</p> <p>The story took place in the past.</p> <p>Time order is used to organize the story's events.</p>	<p style="text-align: center;">Comments</p> <p style="text-align: right;">Score/ 35</p>
<p style="text-align: center;">Elaboration/ Support/ Style</p> <p>Enough details are provided to describe the setting and characters.</p> <p>The writing includes a protagonist who tries to do well and may have special powers.</p> <p>The writing includes an evil antagonist, which may be a character or a force of nature.</p> <p>The story contains a theme or central message</p>	<p style="text-align: center;">Comments</p> <p style="text-align: right;">Score/ 35</p>

Grammar/ Usage/ Mechanics	Comments
<p>The writing is free of misspellings, and words are capitalized correctly.</p> <p>Sentences are punctuated correctly, and the piece is free of fragments and run-ons.</p> <p>Standard English usage is employed except where inappropriate.</p> <p>The paper is neat, legible, and presented in an appropriate format.</p>	<p>Score/ 30</p>



APPENDIX 5

TEST CYCLE 1

Subject : English

Kind of Text : Narrative

Grade : X1 Exact 1

Time Allocation : 45 minutes

Theme : Bawang Merah and Bawang Putih

Instructions

1. Write down your name and class.
2. Write your own narrative text with theme **Bawang Merah and Bawang Putih.**
3. You may use your dictionary.



APPENDIX 6

TEST CYCLE 2

Subject : English

Kind of Text : Narrative

Grade : X1 Exact 1

Time Allocation : 45 minutes

Theme : Snow White

Instructions

1. Write down your name and class
2. Write your own narrative text with theme **Snow White**
3. You may use your dictionary.



APPENDIX 7

QUESTION SHEET CLASS

NAME:

CLASS:

DATE:

TITLE
.....**Orientation**

Complication(beginning of problem)

Complication (climax of the problem)

Resolution

APPENDIX 8

RESEARCH INSTRUMENT

Observation checklist of Students' activity in the Teaching and Learning Process of Writing Narrative Texts through the Use of Roundtable Technique :

No	Aspect of Observation	YES	NO
1.	Paying attention to the Teacher		
2.	Sitting in a group of four		
3.	Writing the words and the phrases based on the theme given		
4.	Writing the text in a group		
5.	Presenting in writing product		
6.	Making correction and give feedback		
7.	Revising the text		

Observer

NURHAYATI, SS, S.Pd


**Observation checklist of Researcher's in the Teaching and Learning
Process of Writing Narrative Texts through the Use of Roundtable
Technique :**

No	PROCEDURES	CHECKLIST YES or NO
1	The researcher explains the material which will be the topic of discussion a bit to the students' so that they have prior knowledge about the topic they will discuss	
2	The researcher prepares the class to apply Roundtable technique	
3	The researcher Introduce students' with the process of applying Roundtable technique. And explain step-by-step procedures of the implementation of roundtable technique in writing Narrative text	
4	The researcher divide the students' into group of eight (one group consists of four-five students')	
5	The researcher Give students a topic to be discussed in groups. Give them a limited time (about 7 to 10 minutes) to discuss the topic and make temporary discussion result	
6	The researcher stop the discussion when the time is over, and ask students' do the steps in roundtable technique by writing their answers on the paper and circulating the paper for entire of the group at least one group	

7	The researcher ask the students' for share their arguments and make some correctness about the writing which is discussed in the whole class	
8	The researcher write the conclusion about the topic	

Observer

NURHAYATI, SS, S.Pd



APPENDIX 9

STUDENTS' ATTENDANCE LIST

No	Code	Attendance						
		14 february	18 february	21 february	25 february	28 february	4 february	7 february
1.	S1	✓	✓	✓	✓	✓	✓	✓
2.	S2	✓	✓	✓	✓	✓	✓	✓
3.	S3	✓	✓	✓	✓	✓	✓	✓
4.	S4	✓	✓	✓	✓	✓	✓	✓
5.	S5	✓	✓	✓	✓	✓	✓	✓
6.	S6	✓	✓	✓	✓	✓	✓	✓
7.	S7	✓	✓	✓	✓	✓	✓	✓
8.	S8	✓	✓	✓	✓	✓	✓	✓
9.	S9	✓	✓	✓	✓	✓	✓	✓
10.	S10	✓	✓	✓	✓	✓	✓	✓
11.	S11	✓	✓	✓	✓	✓	✓	✓
12.	S12	✓	✓	✓	✓	✓	✓	✓
13.	S13	✓	✓	✓	✓	✓	✓	✓
14.	S14	✓	✓	✓	✓	✓	✓	✓
15.	S15	✓	✓	✓	✓	✓	✓	✓
16.	S16	✓	✓	✓	✓	✓	✓	✓
17.	S17	✓	✓	✓	✓	✓	✓	✓
18.	S18	✓	✓	✓	✓	✓	✓	✓

19.	S19	✓	✓	✓	✓	✓	✓	✓
20.	S20	✓	✓	✓	✓	✓	✓	✓
21.	S21	✓	✓	✓	✓	✓	✓	✓
22.	S22	✓	✓	✓	✓	✓	✓	✓
23.	S23	✓	✓	✓	✓	✓	✓	✓
24.	S24	✓	✓	✓	✓	✓	✓	✓
25.	S25	✓	✓	✓	✓	✓	✓	✓
26.	S26	✓	✓	✓	✓	✓	✓	✓
27.	S27	✓	✓	✓	✓	✓	✓	✓
28.	S28	✓	✓	✓	✓	✓	✓	✓
29.	S29	✓	✓	✓	✓	✓	✓	✓
30.	S30	✓	✓	✓	✓	✓	✓	✓

APPENDIX 10

THE LIST OF PRELIMINARY STUDY

Students	Nilai	Kkm	Keterangan
S1	70	75	Tidak Tuntas
S2	75	75	Tuntas
S3	50	75	Tidak Tuntas
S4	70	75	Tidak Tuntas
S5	75	75	Tuntas
S6	80	75	Tuntas
S7	60	75	Tidak Tuntas
S8	68	75	Tidak Tuntas
S9	68	75	Tidak Tuntas
S10	68	75	Tidak Tuntas
S11	75	75	Tuntas
S12	75	75	Tuntas
S13	68	75	Tidak Tuntas
S14	75	75	Tuntas
S15	55	75	Tidak Tuntas
S16	65	75	Tidak Tuntas
S17	67	75	Tidak Tuntas
S18	60	75	Tidak Tuntas
S19	60	75	Tidak Tuntas
S20	67	75	Tidak Tuntas
S21	67	75	Tidak Tuntas
S22	60	75	Tidak Tuntas
S23	40	75	Tidak Tuntas
S24	80	75	Tuntas
S25	70	75	Tidak Tuntas
S26	65	75	Tidak Tuntas
S27	70	75	Tidak Tuntas
S28	76	75	Tuntas
S29	70	75	Tidak Tuntas
S30	65	75	Tidak Tuntas

Category	Standar Score	Frequency	Percentage
Pass	≥ 75	8	27%
Not Pass	≤ 75	27	73%

APPENDIX 11

RESULT OF TEST CYCLE 1
(BY Researcher +collabolator)

Students	Nilai		Rata-Rata	KKM	Keterangan
	R	C			
S1	40	40	40	75	Tidak Tuntas
S2	75	76	75,5	75	Tuntas
S3	40	40	40	75	Tidak Tuntas
S4	64	76	70	75	Tidak Tuntas
S5	85	83	84	75	Tuntas
S6	75	76	75,5	75	Tuntas
S7	40	40	40	75	Tidak Tuntas
S8	40	40	40	75	Tidak Tuntas
S9	40	30	35	75	Tidak Tuntas
S10	65	76	70,5	75	Tidak Tuntas
S11	75	76	75,5	75	Tuntas
S12	80	79	79,5	75	Tuntas
S13	85	83	84	75	Tuntas
S14	75	76	75,5	75	Tuntas
S15	67	79	73	75	Tidak Tuntas
S16	80	79	79,5	75	Tuntas
S17	85	83	84	75	Tuntas
S18	20	40	30	75	Tidak Tuntas
S19	20	20	20	75	Tidak Tuntas
S20	80	80	80	75	Tuntas
S21	68	79	73,5	75	Tidak Tuntas
S22	20	20	20	75	Tidak Tuntas
S23	67	79	73	75	Tidak Tuntas
S24	77	76	75,5	75	Tuntas
S25	40	40	40	75	Tidak Tuntas
S26	75	76	75,5	75	Tuntas
S27	40	40	40	75	Tidak Tuntas
S28	80	80	80	75	Tuntas
S29	85	83	84	75	Tuntas
S30	80	86	83	75	Tuntas

Category	Standar Score	Frequency	Percentage
Pass	≥ 75	15	50%
Not Pass	≤ 75	15	50%

RESULT OF TEST CYCLE 1**By Researcher**

Students	Focus/organization	Elaboration/support /style	Grammar/usage /mechanics	Jumlah
S1	10	20	10	40
S2	25	25	25	75
S3	10	20	10	40
S4	21	23	20	64
S5	30	30	25	85
S6	25	25	25	75
S7	10	20	10	40
S8	10	20	10	40
S9	10	20	10	40
S10	20	20	25	65
S11	25	25	25	75
S12	25	30	25	80
S13	30	30	25	85
S14	25	25	25	75
S15	25	22	20	67
S16	25	30	25	80
S17	30	30	25	85
S18	5	10	5	20
S19	5	10	5	20
S20	25	30	25	80
S21	23	25	20	68
S22	5	10	5	20
S23	25	22	20	67
S24	30	27	20	77
S25	10	20	10	40
S26	25	25	25	75
S27	10	20	10	40
S28	30	30	20	80
S29	30	30	25	85
S30	25	30	25	80

RESULT OF TEST CYCLE 1**By Collabulator**

Students	Focus/organization	Elaboration/support /style	Grammar/usage /mechanics	Jumlah
S1	10	20	10	40
S2	31	30	15	76
S3	10	20	10	40
S4	28	28	20	76
S5	25	30	28	83
S6	28	28	20	76
S7	10	20	10	40
S8	10	20	10	40
S9	10	10	10	30
S10	28	28	20	76
S11	28	28	20	76
S12	29	20	20	79
S13	25	30	28	83
S14	28	28	20	76
S15	30	29	30	79
S16	30	29	30	79
S17	25	30	28	83
S18	10	20	10	40
S19	5	10	5	20
S20	30	30	20	80
S21	30	29	20	79
S22	5	10	5	20
S23	30	29	20	79
S24	28	28	20	76
S25	20	10	10	40
S26	28	28	20	76
S27	10	20	10	40
S28	30	30	20	80
S29	25	30	28	83
S30	31	30	15	86

APPENDIX 12

RESULT OF TEST CYCLE 2
(BY Researcher +collabolator)

Students	Nilai		Rata-Rata	KKM	Keterangan
	R	C			
S1	79	80	79,5	75	Tuntas
S2	79	75	77	75	Tuntas
S3	70	65	67,5	75	Tidak Tuntas
S4	80	80	80	75	Tuntas
S5	81	80	80,5	75	Tuntas
S6	85	85	85	75	Tuntas
S7	77	75	76	75	Tuntas
S8	60	80	70	75	Tidak Tuntas
S9	84	80	82	75	Tuntas
S10	60	60	60	75	Tidak Tuntas
S11	76	75	75,5	75	Tuntas
S12	78	80	79	75	Tuntas
S13	76	75	75,5	75	Tuntas
S14	80	75	77,5	75	Tuntas
S15	80	75	77,5	75	Tuntas
S16	79	80	79,5	75	Tuntas
S17	77	80	78,5	75	Tuntas
S18	60	80	70	75	Tidak Tuntas
S19	60	65	62,5	75	Tidak Tuntas
S20	77	80	78,5	75	Tuntas
S21	60	80	70	75	Tidak Tuntas
S22	80	80	80	75	Tuntas
S23	60	60	60	75	Tidak Tuntas
S24	80	75	77,5	75	Tuntas
S25	80	75	77,5	75	Tuntas
S26	79	80	79,5	75	Tuntas
S27	65	70	67,5	75	Tidak Tuntas
S28	77	80	78,5	75	Tuntas
S29	80	80	80	75	Tuntas
S30	78	80	79	75	Tuntas

Category	Standar Score	Frequency	Percentage
Pass	≥ 75	22	73%
Not Pass	≤ 75	8	27%

RESULT OF TEST CYCLE 2

By Researcher

Students	Focus/organization	Elaboration/support /style	Grammar/usage /mechanics	Jumlah
S1	27	27	25	79
S2	27	27	25	79
S3	25	25	20	70
S4	27	28	25	80
S5	28	28	25	81
S6	27	30	28	85
S7	26	26	25	77
S8	20	20	20	60
S9	28	28	28	84
S10	20	20	20	60
S11	25	26	25	76
S12	25	28	25	78
S13	25	26	25	76
S14	35	25	25	80
S15	27	28	25	80
S16	27	27	25	79
S17	26	26	25	77
S18	20	20	20	60
S19	20	20	20	60
S20	26	26	25	77
S21	20	20	20	60
S22	27	28	25	80
S23	20	20	20	60
S24	30	25	25	80
S25	27	28	25	80
S26	27	27	25	79
S27	20	20	25	65
S28	26	26	25	77
S29	30	25	25	80
S30	28	25	25	78

RESULT OF TEST CYCLE 2
By Collaborator

Students	Focus/organization	Elaboration/support /style	Grammar/usage /mechanics	Jumlah
S1	30	30	20	80
S2	25	25	25	75
S3	20	25	20	65
S4	30	30	20	80
S5	30	30	20	80
S6	25	30	30	85
S7	25	25	25	75
S8	20	30	30	80
S9	30	20	30	80
S10	20	20	20	60
S11	25	25	25	75
S12	30	30	20	80
S13	25	25	25	75
S14	25	25	25	75
S15	25	25	25	75
S16	20	30	30	80
S17	30	30	20	80
S18	30	30	20	80
S19	25	15	25	65
S20	30	20	20	80
S21	30	20	20	80
S22	30	20	20	80
S23	20	20	20	60
S24	25	25	25	75
S25	25	25	25	75
S26	30	20	30	80
S27	30	10	30	70
S28	20	30	30	80
S29	20	30	30	80
S30	30	20	30	80

APPENDIX 13

Table Comparison of preliminary study, cycle 1, and cycle 2 Test.

No.	Name of students	Preliminary Study	Cycle test 1	Cycle test 2
1	Amrianto	70**	40**	79,5*
2	Andi Ati	75*	75,5*	77*
3	Bahar	50**	40**	67,5**
4	Fitra Febianti	70*	70**	80*
5	Fitri Said	75**	84*	80,5*
6	Fitri Sikki	80*	75,5*	85*
7	Hasriana	60**	40**	76*
8	Herlindawati	68**	40**	70**
9	Indar Jaya Sriyanto	68**	35**	82*
10	Jumriana	68**	70,5**	60**
11	Jumriani	75*	75,5*	75,5*
12	Kamasiah Talib	75*	79,5*	79*
13	Karmila	68**	84*	75,5*
14	Miftahul Jannah	75*	75,5*	77,5*
15	Muh.Kasim	55**	73**	77,5*
16	Muh.Rahmat.H	65**	79,5*	79,5*
17	Nanda Eka Putri	67**	84*	78,5*
18	Ningsih	60**	30**	70**
19	Nurbia	60**	20**	62,5**
20	Nurlina	67**	80*	78,5*
21	Nursyamsih	67**	73,5**	70**
22	Rahmawati	60**	20**	80*
23	Rika	40**	73**	60**
24	Rizal Alamsyah Amal	80*	75,5*	77,5*
25	Risdayanti	70**	40**	77,5*
26	Satria	65**	75,5*	79,5*
27	Sari Alam	70**	40**	67,5**
28	Sri Devi	76*	80*	78,5*
29	Sri Wahyuni	70**	84*	80*
30	Wandi Isal	65**	83*	79*

= * Students who passed the criteria of minimum successful (KKM)

= ** Students who did not passed the criteria of minimum successful (KKM)

APPENDIX 14

STUDENTS' WRITINGS

PRELIMINARY TEST, CYCLE 1, CYCLE 2

Nama : Kamasiyah taib
Kelas : XI IPA 1
NIS : 15017

narative text
"Study tour Benteng rotterdam"

On day saturday date 17-11-2016 I and my friends ^{we} ^{go} to Benteng rotterdam, we leave ^{time} 08:35 we hurry up climb to car military, then we leave, in travel we going together, ^{not long} then we ~~to~~ ^{go} to place airport that is "Benteng rotterdam", we sit direct ^{go} down from car military and direct enter ^{go} in the direction museum ^{inside} ⁱⁿ inside the canvas, ^{what} the are ⁱⁿ ^{inside} museum ^{organize} after that we sit assemble in something place for ^{go} in the direction in place ^{the} other that is "Gowa leang-leang" in driver fill enter we ^{see} ^{visit} and after ^{to} in inside we rest and wait for food, after nourishment ^{comp} we sit direct eat together with, after ^{to} we direct ^{to} in the direction Gowa leang-leang, not long then in inside we ~~direct~~ direct in call for homeward. we direct homeward and enter in car military for continue travel in "Benteng rotterdam water park" we sit direct discuss... after ^{to} we direct bath in pool.

UNIVERSITAS ISLAM NEGERI
ALAUDDIN
M A K A S S A R

FINISH

Name: Fithi Sule

Date: 26 February 2017

class: x11pa1

7 31
8 30
6 15

by the collaborator

76

Title

"Bawang putih and Bawang merah"

Introduction

Bawang Putih lived with her step mother and her step sister, Bawang Merah. Bawang Putih's mother died when she was a baby. Her father remarried with other women and born her step sister, and for funtney, not long after that her father died. Since then Bawang Putih live with her step mother and her step sister created Bawang Putih badly and always asked her to do all household chores.

Summary

One morning, Bawang Putih was washing some clothes in a river, accidentally the clothes were washed by the river. Bawang Putih really worried and walked alone in the river side to find her mother's clothes. Finally Bawang Putih met with an old woman. She said that she kept the clothes and could change. Bawang Putih helped with happily. After everything was finished, the old woman returned the clothes. She also gave Bawang Putih gift. The old woman had two pumpkins. One pumpkin was small and the other one was big. Bawang Putih had choose one.

Bawang Putih was very greedy. She took the small one after thanking the old woman. Bawang Putih then went home. When she arrived home, her step mother and her step sister were angry. They had been waiting for her all day. Bawang Putih then told about the gift and the old woman. Her step mother took the pumpkin and smashed the floor. They were surprised because inside of the pumpkin Jawereker.

Conclusion

Nama: Fitri Sukri

Date: 26 February 2017

Class: XI IPA 1

$$\begin{array}{r} F: 25 \\ E: 25 \\ G: 25 \end{array} \left. \vphantom{\begin{array}{r} F: 25 \\ E: 25 \\ G: 25 \end{array}} \right\} 75$$

by the Researcher

TITLE

"Bawang Putih and Bawang Merah"

Introduction
Bawang Putih lived with her step mother and her step sister, Bawang Merah. Bawang Putih's mother died when she was a baby. Her father remarried with other women and born her step sister, and for luck, not long after that her father died. Since then Bawang Putih's life was sad. Her step mother and her step sister created Bawang Putih badly and always asked her to do all household chores.

Plot
One morning, Bawang Putih was washing some clothes in a river, accidentally the clothes were washed by the river. Bawang Putih really worried and walked alone in the river side to find her mother's clothes. Finally Bawang Putih met with an old woman. She said that she kept the clothes and could change Bawang Putih. She kept the clothes happily. After everything was finished, the old woman returned the clothes. She also gave Bawang Putih gift. The old woman had two pumpkins. One pumpkin was small and the other one was big. Bawang Putih had to choose one.

Resolution
Bawang Putih was not a greedy girl. So she took the small one. After thanking the old woman, Bawang Putih then went home. When she arrived home, her step mother and her step sister were angry. They had been waiting for her all day. Bawang Putih then told about the clothes and the old woman. Her step mother took the pumpkin and searched the floor. They were surprised because inside of the pumpkin was a Jeweller.

Name: Rizkiyanti Class: XI IPA 1 Date: 17 maret 2019

F: 27
 S: 27
 G: 35 } 79
 by Researcher

TITLE
Snow white

orientation:
Once upon a time there lived a little girl name snow white

Complication:
She lived with her aunt and uncle because her parent were dead one day she heard her uncle and aunt talking about leaving snow white in the castle because they both wanted to go to america and they didn't have enough money to take snow white.

Resolution:
Snow white did not want her uncle and aunt to do this so she decided it would be best if she ran away. The next morning she ran away from home when her aunt and uncle were having breakfast. she ran away into the woods.

Complication:
Then she saw this little cottage. she knocked but no one answered so she went inside and fell asleep.

Resolution:
mean while the seven dwarfs were coming home from work they went inside there they found snow white sleeping. Then snow white woke up. she saw the dwarfs. The dwarfs said, "what is your name?" snow white said, "my name is snow white." one of the dwarfs said, "if you wish you may live here with us." snow white said "oh could i? Thank you."

Nama: Jumriana
Class XI IPA I

F : 20
E : 20
G : 20 } to
by Researcher

Date: 7 Maret 2017

TITLE

"Snow White"

Orientation : Once upon a time there lived a little girl named Snow White.

Complication : She lived with her aunt and uncle because her parents were dead. One day she heard uncle and aunt talking about leaving Snow White in the castle because they both wanted to go America and they didn't have enough money to take Snow White.

Resolution : She didn't want her uncle and aunt to do this so she decided it would be best if she ran away.

Complication : She saw the little cottage.

Resolution :

UNIVERSITAS ISLAM NEGERI
ALAUDDIN
M A K A S S A R

APPENDIX 15

DOCUMENTATION





UNIVERSITAS ISLAM NEGERI

ALAUDDIN

MAKASSAR

APPENDIX 16

LETTER OF RESEARCH APPROVAL


PEMERINTAH PROVINSI SULAWESI SELATAN
DINAS PENDIDIKAN
SMA NEGERI 1 POLONGBANGKENG SELATAN
Alamat : Jl. Basuki Dg Lawa Desa Donggongkomba Kec. Polongbangkeng Selatan Kab. Takalar


SURAT KETERANGAN TELAH MELAKUKAN PENELITIAN
 Nomor : 101/DPSS - SMAN. 1/V/2017

Yang bertanda tangan di bawah ini :

Nama	: IBRAHIM, S. Pd., M. Pd
NIP	: 197904012006041010
Pangkat/Gol	: Pengk. TK. 1/ III.d
Jabatan	: Kepala Sekolah
Unit Kerja	: SMA Negeri 1 Polongbangkeng Selatan

Menyatakan bahwa :

Nama	: REZKI ADELINA
Jenis Kelamin	: Perempuan
Pekerjaan	: Mahasiswa
Nomor Pokok	: 20400113017
Program Studi	: Pendidikan Bahasa Inggris
Lembaga	: Universitas Islam Negeri Alauddin Makassar
Alamat	: Lantang, Kec. Petas Kab. Takalar

Benar bahwa yang tersebut namanya diatas telah melakukan Penelitian dan Pengambilan Data pada Sekolah kami SMA Negeri 1 Polongbangkeng Selatan Kab. Takalar sejak tanggal 14 Februari s/d 18 Maret 2017 sebagai syarat Penulisan Skripsi yang bersangkutan dengan judul Skripsi :

**THE USE OF ROUNDTABLE TECHNIQUE TO IMPROVE STUDENTS' WRITING SKILL OF
 NARRATIVE TEXT AT ELEVENTH GRADE
 IN SENIOR HIGH SCHOOL 1 SOUTH POLONGBANGKENG.**

Demikianlah surat keterangan ini dibuat untuk dapat dipergunakan sebagaimana mestinya.

Takalar, 22 Mei 2017

 Kepala Sekolah,
 IBRAHIM, S. Pd., M. Pd
 197904012006041010


UNIVERSITAS ISLAM NEGERI
ALAUDDIN
MAKASSAR

Terselamatkan disampaikan kepada yth.

1. Dekan Fakultas Tarbiyah dan Keguruan Uin Alauddin Makassar
2. Kepala Dinas Pendidikan dan Kebudayaan Kab. Takalar
3. Peneliti yang bersangkutan
4. Arsip

CURICULUM VITAE



The writer, **Rezki Adelina** was born on June 21, 1996 in Pangkajene. She is the daughter of **Abdul Kadir R** and **Masnaeni**. She has two sisters **Anugrah Amaliyah** and **Nurul Nasywah**.

The writer began her study in SDN INP Campagaya, Takalar, South Sulawesi and graduated in 2007. She continued her study in SMP 2 Takalar. She graduated in 2010. Then she continued her study in SMA Negeri 1 Takalar, graduated in 2013. In 2013, she continued her study at State Islamic University of Alauddin Makassar. She was majoring in English Education Department in Tarbiyah and Teaching Science Faculty.

UNIVERSITAS ISLAM NEGERI
ALAUDDIN
M A K A S S A R