

**AN ANALYSIS ON THE ENGLISH TEACHERS STRATEGIES IN
TEACHING READING COMPREHENSION AT THE SECOND
GRADE STUDENTS OF JUNIOR HIGH SCHOOL 1 OF
WONOMULYO**



A Thesis

Submitted in Partial Fulfillment of the Requirements for the Degree of
Sarjana Pendidikan (S.Pd) of English Education Department of
Tarbiyah and Teaching Science Faculty of
Alauddin State Islamic University
of Makassar

By:

NURMADIA SARJAN
Reg. Number: 20400113007

ENGLISH EDUCATION DEPARTMENT
TARBIYAH AND TEACHING SCIENCE FACULTY
ALAUDDIN STATE ISLAMIC UNIVERSITY OF MAKASSAR
2017

PERNYATAAN KEASLIAN SKRIPSI

Mahasiswi yang bertanda tangan di bawah ini:

Nama : Nurmadia Sarjan
NIM : 20400113007
Tempat/Tgl. Lahir : Tinambung / 10 Oktober 1995
Jur/Prodi/Konsentrasi : Pendidikan Bahasa Inggris
Fakultas/Program : Tarbiyah dan Keguruan
Alamat : BTN pao-pao permai
Judul : An Analysis on the English Teachers Strategies in
Teaching Reading Comprehension at the Second Grade
of Junior High School 1 of Wonomulyo.


Menyatakan dengan sesungguhnya dan penuh kesadaran bahwa skripsi ini benar adalah hasil karya sendiri. Jika dikemudian hari terbukti bahwa ia merupakan duplikat, tiruan, plagiat, atau dibuat oleh orang lain, sebagian atau seluruhnya, maka skripsi dan gelar yang diperoleh karenanya batal demi hukum.

UNIVERSITAS ISLAM NEGERI

ALA UDDIN
M A K A S S A R

Samata-Gowa, 16 Agustus 2017

Penyusun,



Nurmadia Sarjan
NIM. 20400113007

PERSETUJUAN PEMBIMBING

Pembimbing penulisan skripsi saudari, **Nurmadia Sarjan** NIM **20400113007**, Mahasiswi Jurusan Pendidikan Bahasa Inggris pada Fakultas Tarbiyah dan Keguruan UIN Alauddin Makassar, setelah dengan seksama meneliti dan mengoreksi skripsi yang bersangkutan dengan judul "*An Analysis on the English Teachers Strategies in Teaching Reading Comprehension at the Second Grade of Junior High School 1 of Wonomulyo.*" Memandang bahwa skripsi tersebut telah memenuhi syarat-syarat ilmiah dan dapat disetujui untuk diajukan ke sidang munaqasyah.

Demikian persetujuan ini diberikan untuk proses selanjutnya.

Samata-Gowa, 26/07/2017

Pembimbing I

Pembimbing II


Dr. Hj. Mardiana, M.Hum.
NIP. 19690815 199403 2 001


Dra. Hj. St. Azisah, M.Ed.St., Ph.D.
NIP: 19671231 199303 2 016

PENGESAHAN SKRIPSI

Skripsi yang berjudul, “An Analysis on the English Teachers Strategies in Teaching Reading Comprehension at the Second Grade of Junior High School 1 of Wonomulyo”, yang disusun oleh Nurmadia Sarjan, NIM: 20400113007, mahasiswa Jurusan Pendidikan Bahasa Inggris pada Fakultas Tarbiyah dan Keguruan UIN Alauddin Makassar, telah diujikan dan dipertahankan dalam sidang munaqasyah yang diselenggarakan pada hari Selasa, Tanggal 16 Agustus 2017 bertepatan pada Tanggal 22 Dzulqaidah 1438 H, dinyatakan telah dapat diterima sebagai salah satu syarat untuk memperoleh gelar Sarjana Pendidikan (S.Pd) pada Fakultas Tarbiyah dan Keguruan, Jurusan Pendidikan Bahasa Inggris dengan beberapa perbaikan.

Samata-Gowa, 16 Agustus 2017
22 Dzulqaidah 1438 H.

DEWAN PENGUJI

(SK.Dekan No.1598 Tertanggal 16 Agustus 2016)

Ketua : Dr. Hamka, M.Th.I
Sekretaris : Sitti Nurpahmi, S.Pd., M.Pd.
Munaqisy I : Dr. H. Nur Asik, M.Hum.
Munaqisy II : Dr. Kamsinah, M.Pd.I.
Pembimbing I : Dr. Hj. Mardiana, M.Hum.
Pembimbing II : Dra. Hj. St. Azisah, M.Ed.St., Ph.D.



Mengetahui :

Dekan Fakultas Tarbiyah dan Keguruan
UIN Alauddin Makassar



Dr. H. Muhammad Amri, Lc., M.Ag.
NIP: 19730120 200312 1 001

ACKNOWLEDGMENT

بِسْمِ اللَّهِ الرَّحْمَنِ الرَّحِيمِ

Alhamdulillah Rabbil Alamin, the researcher would like to express a lot of thanks to the god, Allah swt. Who has blessed her, given her upon a long life, good condition, and high motivation to finish her education in University and also the researcher does not forget to send great respect to the prophet, Muhammad saw. Peace be upon him, who has guided the human being from the worst to the peace or from the bad condition to the better life.


In accomplishing this thesis, the researcher would like to acknowledge her deepest thanks and appreciation to the following persons who have involved in completing this thesis, for the valuable contribution suggestion, advice, support, guidance, sacrifice, and praying for her to finish her thesis:

1. The researcher's beloved parents, especially beloved father **Sarjan** was past away for 3 years ago thank you for your love and your hard work has taught the researcher the meaning of difficult life and beloved mother **Nasriati** who always motivate, educate, support and pray for the researcher' success .
2. **Prof. Dr. H. Musafir Pababbari, M.Si.** as the Rector of Alauddin States Islamic University of Makassar.
3. **Dr. H. Muhammad Amri, Lc., M.Ag.** as the Dean of Tarbiyah and Teaching Science Faculty of Alauddin State Islamic University of Makassar.
4. **Dr. Kamsinah, M.Pd.I** and **Sitti Nurpahmi, S.Pd., M.Pd.** the Head and Secretary of English Education Department of Tarbiyah and Teaching Science Faculty of Alauddin State Islamic University of Makassar.

5. The most profound thanks to all lecturers of English Department and all staffs of Tarbiyah and Teaching Faculty for their help, support, and guidance during the researcher has been studying at Alauddin State Islamic University (UIN) of Makassar especially for **Dr. Hj. Mardiana, M.Hum** as the First Consultant and **Dra. Hj. St. Azisah, M.Ed.St., Ph.D.** as the Second Consultant who had given the researcher guidance, correction and support since the preliminary stage of manuscript until the completing of this thesis writing.
6. The researcher's beloved brothers and sister, **Yusran M.Yunus, A.Md.Ti, Nuralim Sarjan** and **Nurfadilla Sarjan** for their patient, prayers, and motivation during his study. And also the researcher's colleagues in English Education Department **PBI 1 and 2 (Year Intake 2013), Teacher in Junior High School 1 of Wonomulyo** as the sample of research.
7. Thanks to **Reski Amelia S, Wahdania, Anni Jumreni, and Nuraini Hamnar**, as the best partners. Thanks for always give solution the researcher' problem.

The researcher realizes that the writing of this thesis is far from the perfectness, therefore, constructive criticism and suggestions will be highly appreciated. Finally, willingly the researcher prays, may all our efforts are blessed by Allah SWT. Aamiin.

The Researcher



Nurmadia Sarjan

LIST OF CONTENT

TITLE PAGE	i
PENYATAAN KEASLIAN SKRIPSI	ii
PERSETUJUAN PEMBIMBING.....	iii
PENGESAHAN SKRIPSI	iv
ACKNOWLEDGEMENT.....	v
LIST OF CONTENT	vii
LIST OF TABLES	ix
LIST OF FIGURE.....	x
LIST OF APPENDICES	xi
ABSTRACT	xii
CHAPTER I INTRODUCTION	1
A. Background	1
B. Problem Statements.....	4
C. Research Objectives.....	4
D. Research Significances	5
E. Research Scope.....	6
F. Definition of Key Term.....	6
CHAPTER II LITERATURE REVIEW	9
A. Related Research Findings.....	9
B. Some Pertinent Ideas	11
a) Teaching Strategies.....	11
b) Teaching Reading.....	12
c) Strategy in Teaching Reading.....	13
d) Reading Comprehension	16
e) Strategies of Reading Comprehension.....	17
f) Strategies in teaching Reading Comprehension	19
C. Theoretical Framework.....	31
CHAPTER III RESEARCH METHOD.....	33
A. Demograpich Profile	33
B. Research Setting	36
C. Research Design	37
D. Reseacrh Subject	38
E. Research Instrument.....	38

F. Technique of Data Analysis.....	40
CHAPTER IV FINDINGS AND DISCUSSION.....	43
CHAPTER V CONCLUSION AND SUGGESTION	53
A. Conclusion.....	53
B. Suggestion.....	54
REFERENCES	55
APPENDICES.....	58
CURRICULUM VITAE.....	74



LIST OF TABLES

TABLE 2.1	26
TABLE 3.1	35
TABLE 3.2	36



UNIVERSITAS ISLAM NEGERI
ALAUDDIN
M A K A S S A R

LIST OF FIGURES

FIGURE 2.2	31
FIGURE 3.2	38



LIST OF APPENDICES

APPENDIX I.....	58
APPENDIX II	60
APPENDIX III	64
APPENDIX IV	66
APPENDIX V	68
APPENDIX VI.....	70



UNIVERSITAS ISLAM NEGERI
ALAUDDIN
M A K A S S A R

ABSTRACT

Name : Nurmadia Sarjan
Reg. Number : 20400113007
Thesis : **An Analysis on the English Teacher Strategies in Teaching Reading Comprehension at the Second Grade of Junior High School 1 of Wonomulyo**
Year : 2017
Supervisor I : Dr. Hj. Mardiana, M.Hum.
Supervisor II : Dra. Hj. St. Azisah, M.Ed.St., Ph.D.

The research problems of this research, what were the strategies of English teacher in teaching reading comprehension at the Second Grade of Junior High School 1 of Wonomulyo and how the implement of English teacher' strategies in teaching reading comprehension at the Second Grade of Junior High School 1 of Wonomulyo?

The method of this research was qualitative research. The subject of this research was English teacher in Junior High School 1 of Wonomulyo. The instrument of this research were observation ceklist and interview.

The result of the research found that two strategies that the teacher used, Scaffolding and QARs (Question Answer Relationship). Scaffolding strategy student can develop about idea which readable by the student. QARs (Question Answer Relationship), the teacher able to know how far their students understand what the teacher has given to them. And the teacher able to know how far understanding of the student doing the task after read the text that has been given and the students guided to more focus on the text and understand what the content of the text.

Keyword: *Teacher Strategies, Teaching Reading Comprehension.*

CHAPTER I

INTRODUCTION

A. Background

Language is a system of arbitrary vocal symbol used for human communication. We use language as a means of communication with other people, as a tool to express our ideas and wishes. Without language it is hard to imagine how people can cooperate and get along with one another. Communication has an important role in human life. We must know how to share, to express our idea to other. Because communication is important, so human being should learn how to communicate correctly. Communication will be easy if the sender and the receiver understand the information delivered.

However, everybody knows that language cannot be apart from human life. People need language for communication with each other. By using language, people can express their ideas and feeling. Therefore, language has a central role in students' social and emotional development. It can support them in learning all subject matters.

English is one of international languages. This language is used all over the world. As a result, Indonesian government has decided that English is foreign language in Indonesia. In addition, it is the first foreign language taught as a compulsory subject in junior high school, senior high school and university in Indonesia. In learning language, there are four skills should be mastered by students, such as listening, speaking, reading and writing. These four skills should be involved by teacher in process of teaching and learning in a classroom.

Speaking and writing refers to productive skills while reading and listening refers to receptive skills (Harmer, 2001).

Reading is one of the language skills which is very important to be learned by students. Through this activity, students can improve their own language and experience. They will get information and ideas which they need to know. Moreover, they will be able to know what they do not know before. By reading, people may get a lot of information. The more he/she reads, the more information he/she will get. Reading makes someone smarter and creative as stated by Laddo (2007).

Reading can easily be defined as the process in which a person receives and interprets a message from printed materials. Reading is the process of how information is processed from the text into meanings, starting with the information from the text, and ending with what the reader gains.

Reading forces the reader's brain cells to work on a regular basis, so the reader become sharper and smarter. Even though some information can be obtained without reading, for example by listening to teacher, seminar, radio, television. By reading someone may get wider information than listening. For example, someone who reads a newspaper will get more information than someone who only watches news on television. Reader can read the text again when he/she forgets or tries to get detail information, while listener cannot. This is supported by Willis (2008) who states that by reading, someone can find the information he/she needs with specific information.

Talking about reading comprehension is one of the pillars of the act of reading. When a person reads a text he engages in a complex array of cognitive processes. The person is simultaneously using his awareness and understanding of phonemes (individual sound “pieces” in language), phonics (connection between letters and sounds and the relationship between sounds, letters and words) and ability to comprehend or construct meaning from the text. This last component of the act of reading is reading comprehension.

Teaching strategies is generalized plan for a lesson or a lesson which includes structure, desire learner behavior, in terms of the goals of instruction, and an outline of tactics necessary to implement the strategy (strasser, 1964). Teachers strategies often expect students to develop their reading skill by *osmosis* (absorption) and without help. In the osmosis approach, it is believed that if a teacher teaching reading comprehension to the target language all day, they will improve their reading comprehension. However, this research is proven to be ineffective since the student also find difficulties reading comprehension.

This finding indicates that teachers need to be equipped by strategies in teaching reading comprehension in order to help the students to cope with the difficulties in learning English reading. In line with the previous explanation that reading comprehension is necessary in language teaching. Teachers are confronting some problems in the process of reading comprehension. There are many teachers taught about reading comprehension by explaining about the text, main idea, and purpose of the text.

Based on the problem stated above, the researcher assumes that the reading comprehension become a problem if not overcome soon. For this assumption, the researcher is interested to do descriptive research. By doing this research, the researcher expected that this research with title “*An Analysis on the English Teachers Strategies in Teaching Reading Comprehension at the Second Grade of Junior High School 1 of Wonomulyo.*”.

To analyze English teacher strategies the researcher what to know what English teacher strategies are used and How the English teacher implement the strategies in teaching reading comprehension.

B. Problem Statements

An Analysis Teachers Strategies in Teaching Reading Comprehension at the Second Grade of Junior High School 1 of Wonomulyo. is the main point of this research. Therefore, research questions of this research are:

1. What were the strategies of English teacher in teaching reading comprehension at the Second Grade of Junior High School 1 of Wonomulyo?
2. How did the English teacher implement the strategies in teaching reading comprehension at the Second Grade of Junior High School 1 of Wonomulyo?

C. Research Objectives

This research aims to find out the teachers strategies in teaching reading comprehension at the second grade of junior high school 1 of wonomulyo. The specific objectives of this research are:

1. To find out the English teacher strategies in teaching reading comprehension used at the Second Grade of Junior High School 1 of Wonomulyo.
2. To describe the implement of English teacher' strategies in teaching reading comprehension at the Second Grade of Junior High School 1 of Wonomulyo.

D. Research Significances

1. Theoretical Significance

This research will give some useful information about English teachers strategies in teaching reading comprehension. This research is expected to be used as a reference for other researchers to conduct a research in English teaching-learning process. Hopefully, the result of this study is useful for students, teachers, and all of the readers. And the results of this study is may help teacher to improve their strategies in teaching reading comprehension.

2. Practical Significance

- a. For the students, the finding of the research can be used as a new reference to learn English, especially reading. They can know kinds of teacher' teaching strategies and they can choose one of the strategies that use by the teachers to comprehend reading.
- b. For English teachers, the findings are expected to be useful contribution that can be transferred to learners based on their characteristics. By considering each student may employ different strategies, the teacher can take one of the strategies in teaching reading for comprehend to their students. Based on the

statement above, teacher has to have a strategy to make the student's ready to speak. By applying the correct strategies in teaching and learning process,

- c. For the next researchers, this thesis will give some contribution and information for next researchers about strategies in reading used by the second grade of Junior High 1 of Wonomulyo. The result of the research is expected to give some contributions for students, teachers, and future researches.

E. Research Scope

Based on the problem above, this research particularly focuses on English teacher's strategies in teaching reading comprehension. To conduct this research, the research focus on what kinds of teaching strategies employed by English teacher in teaching reading comprehension and how the implement of the strategies. The reading comprehension of the students focus on descriptive text.

F. Definition of Key Terms

1. Teaching Strategies

Teaching was derived from the word teach which means giving instruction to somebody, in order to know or be able to do something. The word teaches has the widest use in formal and informal situation and at all level education. teaching was the process of transferring knowledge from the teacher to the students or from someone to another whether in a formal or informal situation. Teaching was a complex process.

Strategies were specific methods of approaching a problem or task modes of operation for achieving a particular and planned design for controlling and

manipulating certain information. Teaching strategy refers to a pattern of teaching acts that serves to attain certain outcomes, a teaching strategy was a purposefully conceived and determined plan of action. Teaching strategy was very much important for smoothed transaction of curriculum.

Teaching strategies was a learning activity that must be done by the teacher and student, so that the learning objectives can be achieved effectively and efficiently. Teaching strategies can help students take more responsibility for their own learning and enhance the process of teaching for learning. The key was to create learning environments that are more interactive, to integrate technology where applicable into the learning experience, and to use collaborative learning strategies when appropriate. Teaching strategy is a teacher's plan in teaching and learning process to achieve a purpose which have planned. In other word, teaching strategies were approaches to teaching students. The teacher have to applied the strategy to balance between the method which the teacher's used and the way of the teacher's used to applied the material.

2. Reading Comprehension

Reading comprehension was the act of understanding what you were reading. While the definition can be simply stated the act was not simple to teach, learn or practice. Reading comprehension was an intentional, active, interactive process that occurs before, during and after a person reads a particular piece of writing. People read for many reasons but understanding is always a part of their purpose. Reading comprehension was important because without it reading does not provide the reader with any information. Reading comprehension was the ability

to read text, process it and understand its meaning. An individual's ability to comprehend text was influenced by their traits and skills, one of which was the ability to make inferences. If word recognition was difficult, students used too much of their processing capacity to read individual words, which interferes with their ability to comprehend what was read.

Reading comprehension was defined as the level of understanding of a text/message. This understanding comes from the interaction between the words that are written and how they trigger knowledge outside the text or message. Reading was the one of skill in language that must be mastered by the students because it will enrich students' vocabulary and the students will be brave in speaking or express their pronunciation well if they have a habit in reading.

Reading was the process of constructing meaning from written texts. It was a complex skill requiring the coordination of a number of interrelated sources of information. Reading is the process of constructing meaning through the dynamic interaction among: (1) the reader's existing knowledge; (2) the information suggested by the text being read; and (3) the context of the reading situation.

CHAPTER II

LITERATURE REVIEW

A. Review of Related Research findings

Some researchers had conducted researches that focused on Teachers strategies in teaching reading comprehension as follows:

Aat Janatun (2013) conducted a research with title Teachers' Strategy In Teaching listening comprehension. She concluded that the teachers used various strategies in teaching listening. The strategies used by the teachers were categorized into bottom-up, top-down and metacognitive. In bottom up category, teacher 1's strategies were recognizing and discriminating the sound, grammar and pronunciation. Most of the student responded negatively to those strategies, which means they mostly had difficult in recognizing and discriminating the sound. Whereas, teacher 2 used almost the same strategies as teacher 1 in bottom-up with the addition of writing down the audio record. Meanwhile, it gained positive respon from the student that means they could catch the sounds of English word and pattern.

Ahmad (2013) conducted a research with title A Study on Strategies for Teaching Speaking and Reading Comprehension Skills. He concluded that the teachers applied three kinds of stages in teaching reading those are pre- reading, Whilst reading, and post-reading stages. In pre-reading stage they gave the students some questions as a worming up to know and enrich the students vocabulary mastery. This is also done to help the students to enter to the topic being discussed. Next, in Whilst reading stage, they distributed the texts and gave

some questions related to the text provided. This is done to know the students' comprehension on the text given. Even, this is done through a play.

Nuri susilowati (2013) conducted a research with title Teacher's Strategies in Managing a Large Class in Teaching English at the Eleventh Grade of SMA Muhammadiyah 1 Karanganyar in 2012/2013 academic year. She concluded that there are two main points found. First, the teachers strategies in managing a large class in teaching English at the eleventh grade of SMA Muhammadiyah 1 Karanganyar in 2012/2013 academic year. Second, the problems faced by the teachers and the students during implementing the teaching strategies and the solutions for the large class in teaching English at the eleventh grade of SMA Muhammadiyah 1 Karanganyar in 2012/2013 academic year. The strategies used by English teacher in managing a large class in teaching English at SMA Muhammadiyah 1 Karanganyar, the writer found a large class with 37 students in XI IPS 3. The writer focuses on the English teacher strategies in the large class are, teaching technique, seating arrangement, teacher's feedback and teacher's evaluation.

The three researcher above focused on teacher strategies but they have different subject. The first researcher used three strategies there are bottom-up, top down, and metacognitive, this research focused on teaching listening comprehension that were recognizing and discriminating the sound, grammar and pronunciation. The second reseacher used three strategies of teaching reading comprehension there are pre-reading, whilst reading, and post-reading, the strategies above gave the students some questions as a worming up to know and

enrich the students vocabulary mastery. The last researcher used strategies in managing a large class, this strategies used teaching technique, seating arrangement, teacher's feedback and teacher's evaluation. The three reseacher above had a similarity with this research because all of them had some objective to teacher strategies. In this research focus on teacher strategies, the researcher will analysis which one of the strategies above will used by the English teacher in teaching reading comprehension.

B. *Some Pertinent Ideas*

a. Teaching strategies

Teaching strategies is education strategy can be defined as a plan method, or series of activities designed to aducational Achieves a particular goal. Strategy can be defined as a plan that contains a series of activities designed to achieve specific educational objectives.

Aswan et al, 2010 stated that teaching strategy is a teacher's plan in teaching and learning process to achieve a purpose which have planed. In other word, teaching strategies are approaches to teaching students. The teacher have to applied the strategy to balance between the method which the teacher's used and the way of the teacher's used to applied the material.

Hamzah B. Uno, 2008 stated that the teaching strategy is the means that will be used by teachers to select learning activities that will be used in the learning process. Selection is done by considering the circumstances, learning resources, needs and characteristics of learners faced in order to achieve specific learning goals. Teaching strategies is a way of making decisions about an

individual class, or even an entire curriculum, beginning with an analysis of key variables in the teaching situation. These variables include the characteristics of the learners, the learning objectives, and the instructional preferences of the teacher. Once these variables have been analyzed, informed decisions can be made about structure, methods of assessment, and other key components. The process of planning a course is not an easy one.

b. Teaching Reading

Teaching is a complex process, it does not only give the information from the teacher to the students. There are many activities that can be doing especially when the process of teaching and learning in the classroom. According to Jeremy Harmer, teaching is not an easy job, but it is a necessary one, and can be very rewarding when the teacher see our students progress and know that we have helped to make it happen. It is true that some and students can be difficult and stressful as times, but it also worth remembering that it is best teaching can also be extremely enjoyable, (Harmer, 2008). Regarding to some explanation of the teaching, the researcher concludes that teaching is the activities and manage the environment in a good condition to make and give the opportunity for the students in learning process to get the purpose. Teaching reading usually has at least two aspects. First, it can refer to teaching learners who are learning to read for the first time. A second aspect of teaching refers teaching learners who already have reading skill in their first language.

In the classroom, reading is one of ways to make the students understand in teaching – learning process. Every student has different character, so the

teacher is expected to present some ways to make the student interesting to conduct their lesson. The strategy of teaching reading which the teacher is present one of ways in the classroom. The first is summarizing. Summarizing is how we take larger selections of text and reduce them to their bare essentials: the gist, the key ideas, the main points that are worth noting and remembering. Webster's calls a summary the "general idea in brief form"; it's the distillation, condensation, or reduction of a larger work into its primary notions.

Summarizing teaches students how to discern the most important ideas in a text, how to ignore irrelevant information, and how to integrate the central ideas in a meaningful way. Teaching students to summarize improves their memory for what is read. Summarization strategies can be used in almost every content area. The second is questioning. Questioning is one of the most important dimensions of teaching and learning. It gives tutors the chance to find out what students know and understand, and it allows students to seek clarification and help. The third is skimming. Skimming is aimed at getting quickly the main ideas and the purposes of reading selection (Cahyono et al, 2011). The fourth is scanning. Scanning is quick reading to find the general idea, scanning is quick reading to locate specific information. From the statement above, it is clear that the strategies influence for the students' learning in reading comprehension. So, it can be concluded that strategies is important for students to learn reading.

c. Strategy in Teaching Reading

Psychologically, reading is a viewed as an interactive process between language and thought. There are there kinds of activities involved in relation to

the reading class activities: pre-reading activities, during reading activities, and post reading activities.

1) Pre- reading activities

Pre-reading activities are interactional activities carried out before students conduct the real reading activities. In pre-reading activities, activation is concerned with the student's background knowledge, objectives of reading class, learning activities, and motivating the students. In this stage, teachers try to activate the students' schemata related to the topic or explaining briefly the contents of the text. Pre-reading is to tell students the purpose of reading and learning.

Pre-reading is also to motivate the students. Motivation in reading attracts students; attention the text. The activities of pre-reading are activities aiming at facilitating the students' understanding about the reading text

2) During reading activities

During reading activities are the activities that reader does while reading take place. Mukhoji (2011) mentions that while reading includes: (a) identify the main idea, (b) finding detail the text, (c) following sequence, (d) inferring from the text, and (e) recognizing the discourse patterns.

During reading activities are instructional activities that are going on while reading activities are happening. Mukhroji (2011), five activities to do while reading. The first, readers identify main idea of the text and

identifying topic sentence through skimming. Second, readers find the details in the text and finding specific information. Third, readers follow a sequence by relating items in particular order or proses. Fourth, readers infer from the text by trying to understand the text using their schemata and experience. Fifth, readers recognize the discourse patterns to understand the text holistically.

3) Post-reading activities

Post-reading activities are the activities conducted by a reader after reading. In post-reading activities, student do post-question, feedback. The post-question are more active in incidental comprehension and the objective, since information of both greater and lesser importance is learned.

Post-reading activities are instructional activities that the students and teacher do after reading take place. Mukhroji (2011) point out that postquestion, feedback, and group and whole class discussion are activities that can be done in the phase of post-reading activities. The activities function to check student's comprehension about the text being read. The post-question after reading class activity are very important since information of both greater and lesser important is learned. Besides asking question, summarizing the contents of the text is also applicable to the students.

The activity of post-reading can also be in the form of discussion. Thus discussion can be in group or whole-class discussion. The discussion

may depend on the class size, if the class is big, it will be better to have group discussion. If the class is small, it will be better to have whole class discussion.

d. Reading Comprehension

McNeil, 1992 stated that comprehension is making sense out of the text. From an interaction perspective, reading comprehension is acquiring information from context and combining disparate elements into a new whole. According to Cahyono, 2011 stated that reading is means of transferring information between the writer and the reader. Therefore reading comprehension understands a written text means extracting the required information from it as efficiently as possible. Reading with comprehension means understanding what has been read. It is an active, thinking process that depends not only on comprehension skills but also on the student's experiences and prior knowledge. Comprehension involves understanding the vocabulary seeing the relationship among word and concepts, organizing ideas, recognizing the author's purpose, making judgments, and evaluating.

Smith and Robinson, 1980 stated that reading comprehension means the understanding, evaluating and utilize of information and ideas gained through an interaction between the reader and the author. Reading comprehension is such a kind of dialogue between an author and a reader in which the written language becomes the medium that cause the dialogue happen when the two persons communicate through the medium of print. Reading comprehension depends on many factors; a. the reader's ability to attend the printed idea; b. the reader's

background knowledge to which new information must be added; the quality of writing itself; d. the reader's purpose or goal in reading material. In this research the reading comprehension understands of the text idea where in reading there are some interaction between teacher and students in classroom activity.

e. Strategies of Reading Comprehension

Adler C.R, 2001 stated that reading comprehension strategies are conscious plans-sets of steps that good readers use to make sense of text. Comprehension strategy instruction helps students become purposeful, active readers who are in control of their own reading comprehension. Adler C.R making seven strategies here appears to have a firm scientific basis for improving text comprehension..

a. Monitoring comprehension

Students who are good at monitoring their comprehension knows when they understand what they read and when they do not. They have strategies to "fix" problems in their understanding as the problems arise.

b. Metacognition

Metacognition can be defined as "thinking about thinking." Good readers use metacognitive strategies to think about and have control over their reading. Before reading, they might clarify their purpose for reading and preview the text. During reading, they might monitor their understanding, adjusting their reading speed to fit the difficulty of the text and "fixing" any comprehension problems they have. After reading, they check their understanding of what they read.

c. Graphic and semantic organizers

Graphic organizers illustrate concepts and relationships between concepts in a text or using diagrams. Graphic organizers are known by different names, such as maps, webs, graphs, charts, frames, or clusters.

d. Answering questions

The Question-Answer Relationship strategy (QAR) encourages students to learn how to answer questions better. Students are asked to indicate whether the information they used to answer questions about the text was textually explicit information (information that was directly stated in the text), textually implicit information (information that was implied in the text), or information entirely from the student's own background knowledge.

e. Generating questions

By generating questions, students become aware of whether they can answer the questions and if they understand what they are reading. Students learn to ask themselves questions that require them to combine information from different segments of text.

f. Recognizing story structure

In story structure instruction, students learn to identify the categories of content (characters, setting, events, problem, and resolution). Often, students learn to recognize story structure through the use of story maps. Instruction in story structure improves students' comprehension.

g. Summarizing

Summarizing requires students to determine what is important in what they are reading and to put it into their own words. Instruction in summarizing helps students:

1. Identify or generate main ideas.
2. Connect the main or central ideas.
3. Eliminate unnecessary information.
4. Remember what they read.

h. Strategies in teaching reading comprehension

Successful reader can also read for thorough comprehension. This means they read to understand the total meaning of a passage. This kind of reading is often done in academic and other settings where complete comprehension is necessary. There are some strategies in teaching reading comprehension according to Vacca & Vacca (1999:53) :

1) Scaffolding

A key change in the delivery of instruction that would make a difference in the content literacy of all learners, especially students from diverse backgrounds, is to scaffold the strategies for text.

Gasong, 2007 stated that scaffolding is a lesson in which students are given some assistance during the early stages of learning and then reducing the aid and providing opportunities for students. Scaffolding allows teachers help diverse learner negotiate meaning and overcome difficulties in text-related learning situation. Scaffolding is as a process

whereby a student is helped to solve a particular problem beyond its developmental capacity through the help of a teacher or other person with more ability.

From the definition described above it can be concluded that scaffolding is a support, support to students of teachers that enable the development of learning ability so that there is a higher level of mastery of material shown by the completion of more complicated problems

2) Think-aloud

Think Alouds is a strategy that helps students on learning activities, Aims to recall more significant information from the texts given by the teacher. The ability of teachers to transfer creativity Them and control the students in completing each step of the way think alouds strategy in understanding reading texts and teachers make their thinking explicit by verbalizing their thoughts while reading orally.

Davey, 1983 suggest five basic steps when using think-aloud. First, select passage to read aloud that contain points of difficulty, ambiguities, contradictions, or unknown words. Second, while orally reading thinking-aloud, have students follow silently and listen to how trouble spots are through. Third, have students work with partners to practice think-aloud by taking reading short, carefully prepared passages and sharing thoughts. Fourth, have students practice independently, using a checklist to involve all students while verifying use of the procedures. Finally, to provide for transfer, integrate practice with other lessons, and

provide occasional demonstration of how, why, and when to use think-aloud.

Five points that can be made during think-aloud are showing how (1) To develop hypotheses by making predictions, (2) To develop images by describing pictures forming in one's head from the information being read, (3) To link new information with prior knowledge by sharing analogies (4), and to monitor comprehension by verbalizing a confusing point (5) To regulate comprehension by demonstrating strategies.

a). Developing hypotheses by making predictions teacher might model how to develop hypotheses by making predictions from the title of a chapter or from subheadings within the chapter. Suppose you were teaching with an earth science text. You might say, "From the heading 'How Mineral Are Used, I predict that this section will tell about things that area mode out of different minerals.'" The text continuous: Some of the most valuable minerals are found in ores. An ores is a mineral resource mined for profit.

b). Develop images to model ho to develop imaging, at this point you may stop and say. "I have a picture in my head from a scene I saw in a movie about the Old West. I see blacksmith pumping bellows in a forget to heat up an iron horseshoe. When the iron turns a reddish orange, he picks it up with his tongs, and he hammers. The sparks fly, but slowly the horseshoe changes shape to fit the horse's hoof."

c). Share analogies to model how to link new information with prior knowledge, you might share the following analogies. “this is like a time when I tried to eat a piece of pizza with extra cheese. Every time I took a bite, the cheese kept stretching and stretching into these long strings. It is also like a time when I went to the county fair and watched people make taffy. They got this glob of candy and put it on a machine that just kept pulling and stretching the taffy, but it never broke.

d). Monitor comprehension to model how to monitor comprehension, you can verbalize a confusing point. “This is telling that metals have metallic luster. I don’t know that that is. I’m also confused because I thought this section was going to be about things that are made out of different minerals. This is different from what I expected”.

e). Regulate comprehension to model how to correct lagging comprehension, you can demonstrate a strategy: “I’m confused about what *metallic luster* means, and I don’t know why the authors are talking about this when I expected them to talk about stuff made out of minerals. Maybe if I ignore the term *metallic luster* and keep on reading, I’ll be able to make some connections to what I expected and figure it all out.”

3) Reciprocal Teaching

Reciprocal Teaching is a strategy that asks students and teachers to share the role of teacher by allowing both to lead the discussion about a given reading. Reciprocal Teaching involves four strategies that guide the discussion: predicting, question generating, summarizing and

clarifying. Reciprocal Teaching is a great way to teach students how to determine important ideas from a reading while discussing vocabulary, developing ideas and questions, and summarizing information. It can be used across several content areas; it works particularly well with textbooks and non-fiction text.

Reciprocal Teaching (Palinscar & Brown 1984) is a guided reading comprehension strategy that encourages students to develop the skills that effective readers and learners do automatically (summarise, question, clarify, predict and respond to what they are reading). Students use these four comprehension strategies on a common text, in pairs or small groups. Reciprocal Teaching can be used with fiction, non-fiction, prose or poetry.

Then students take turns assuming the teacher's role. A key to the effectiveness of this strategy is adjusting the task demand to support the students when difficulty occurs. That is, when students experience difficulty, you provide assistance by lowering the demands of the task. As the process goes on, you slowly withdraw support so that students continue learning. Reciprocal Teaching is in some ways a compilation of four comprehension strategies.

1. Prediction

Ask students to predict what they think the reading may be about. Get them to think about what is going to happen by asking questions like a detective might do.

2. Question as you go

Remind students to generate questions as they listen and read.

Remind them of the three levels of questions:

- a. Right-There questions (answer in the text)
- b. Between-the-lines questions (inference needed)
- c. Critical Thought questions (require their opinion)

3. Clarify

As students listen and read remind them to ask themselves what words and phrases are unclear to them. These clarifications may take the form of the following questions.

- a. How do you pronounce that?
- b. What does the word mean?
- c. I think the author is saying...
- d. I'm guessing 'pie-in-the-sky' means...

4. Summarize

- a. Students summarize verbally, within pairs, and then share with their assigned small group or record their summary and read it aloud to their small group.
- b. Each small group could create a semantic map with major points of significance shared by each group member.

4) SQ3R

SQ3R is a systematic reading strategy to help you organize the reading process into manageable units. It is only one of many similar

strategies that you can use to improve comprehension. It consist five steps, they are: Surveying, questioning, reading, reciting, and reviewing. The SQ3R strategy involves (1) reading the headings in the chapter quickly to get its important part, (2) turning the heading in to question, (3) reading to find the answer to the question, (4) recall the important point (the answer to the question) by retelling them or writing them in one's memory at the important point. A summary of the SQ3R strategy procedure is presented in table 2.1

A more detailed description of each step is presented in the following section

a). Surveying

Before reading the text, the readers survey the text to get the general ideas of the text. This activity is done systematically in only a few minutes. The readers are required to find the important ideas quickly. Surveying a text or an article can be done in five ways: (1) read the title. The title does not only give the readers illustration about what they are going to read but also stimulates them to think further about the text. (2) Read every sub chapter. Subtitles give the readers about the text as a whole. They show the details of the text. (3) Pay attention to tables, diagrams or maps. (4) Read the introduction. If there is no in trodution, read the first two paragraphs very quickly to get the idea, background, tone, atmosphere, and the writer's style of writing. It will be helpful for the reader to grasp the main points of the text. If the paragraphs are too long, the readers can read only the first

and second sentences. (5) read the first sentence of the sub chapters. The first sentence often describes the content. Otherwise, read the last sentence because it usually restates the main idea of the paragraph (Soedarso, 2002). The text as a whole. They show the details of the text. (3) Pay attention to tables, diagrams or maps. (4) Read the introduction. If there is no in troduction, read the first two paragraphs very quickly to get the idea, background, tone, atmosphere, and the writer's style of writing. It will be helpful for the reader to grasp the main points of the text. If the paragraphs are too long, the readers can read only the first and second sentences. (5) read the first sentence of the sub chapters. The first sentence often describes the content. Otherwise, read the last sentence because it usually restates the main idea of the paragraph (Soedarso, 2002).

Table 2.1 (The SQ3R strategy procedure)

Step	The description of step
Surveying	Glance over the headings in the chapter to see points that will be developed. This survey should not take more than a minute and will show the three to six core ideas around which the rest of the discussion will cluster. If the chapter has a final summary paragraph this will also list the idea developed in the chapter. The conclusion will help you organize the idea as you read them later.
Questioning	Now begin to work. Turn the first heading into a

	<p>question. This will arouse your curiosity and so increase comprehension. It will bring to mind information already known than helping you to understand that section more quickly. And the question will make important points stand out while explanatory detail is organized as such. This turning heading into a question can be done on the instance of reading the read. But, it demands much effort on the part of the reader to make this query for which he must read to find the answer.</p>
Reading	<p>Read to answer that question. i.e. to the end of the heading section. This is not a passive plowing along each line but an active search for the answer</p>
Reciting	<p>Having read the first section, look away for back and try briefly to recite the answer to your questions. Use your own words and name an example. If you can't glance over the section again, an excellent way to do this reciting for memory is to get dozen line phrases in outline for a sheet of paper. Make these notes very briefly. Now repeat step 2, 3 and 4 on each succeeding headed section. That is, turn the section into question, read to answer that question and recite</p>

	the answer by jotting down cue phrases in your outline. Read in the way until the entire lesson is completed.
Reviewing	When the lesson has been then read through, look over your notes to get a blind eye view of the points and of their relationship, and check your memory as the content by reciting all the major sub points under each heading. This checking of memory can be done by covering up the notes and trying to recall the main points. Then, expose each major points and try to recall the sub points heading under it.

Similarly, Burns et al (1984) state that the surveying can be done by looking at the chapter titles and the main headings, reading introductory and summary to paragraphs, and inspecting any visual aids such as maps, graphs, or illustrations. This initial survey provides a framework for organizing the facts the readers later derives from the reading.

b). Questioning

Questioning step is the second step of the SQ3R procedures. It is done before the actual reading. The students create some questions based on what they have surveyed. The main function of such questions is to facilitate students in adjusting their reading purposes. By having questions in mind, the students can monitor the comprehension processes to see if

the purpose is met. These questions also make them aware of what they read. Nurhadi (1987) questioning has the purpose to set the reader's mind of their reading so they not only follow the write's idea but also actively build their own interpretation of the reading. In this step, the students create some questions based on the title of the text. They can also turn the introductory sentence in paragraphs into questions such as what, who, when and how.

c). Reading

The third step of the SQ3R procedures is reading. The students are required to read the text carefully to find the answer to the questions key have made. In this step, the students are supposed to concentrate on the main ideas of the text and their supporting details (Soedarso, 2002). They are suggested to lower down their speed of reading in the important parts or in the parts which are considered difficult to understand, and fasten up their reading in the less important parts or in the parts that they have already known. The activity to read the text can be done in the following way: (1) reading the text silently, (2) answering the prepared questions, (3) the students are asked to get the main idea and its supporting details, (4) making a note of the main points of the text, and (5) discussing in pairs/in groups about what has been found during reading.

d). Reciting

The fourth step of SQ3R procedure is reciting. This activity is done after the students read the text. Having read the text, the students answer the

questions that have been formulated earlier without looking back at the text. The students have to answer not only by using the information they find in the text but also by using their own knowledge.

e). Reviewing

Reviewing is the last step of the SQ3R strategy. It is done by the students by reading the important part of the text. Soedarso (1993) reviewing can be done by scanning the main points of the text through the title, subtitles and other important parts.

5) Question-Answer Relationship (QARs)

The type of question asked to guide comprehension should be based on the *information readers need to answer the question*. Therefore, teachers must help student become aware of likely sources of information as they respond to questions (Pearson & Johnson 1978). A reader draws on two broad information sources to answer question: information in the text and information inside the reader's head.

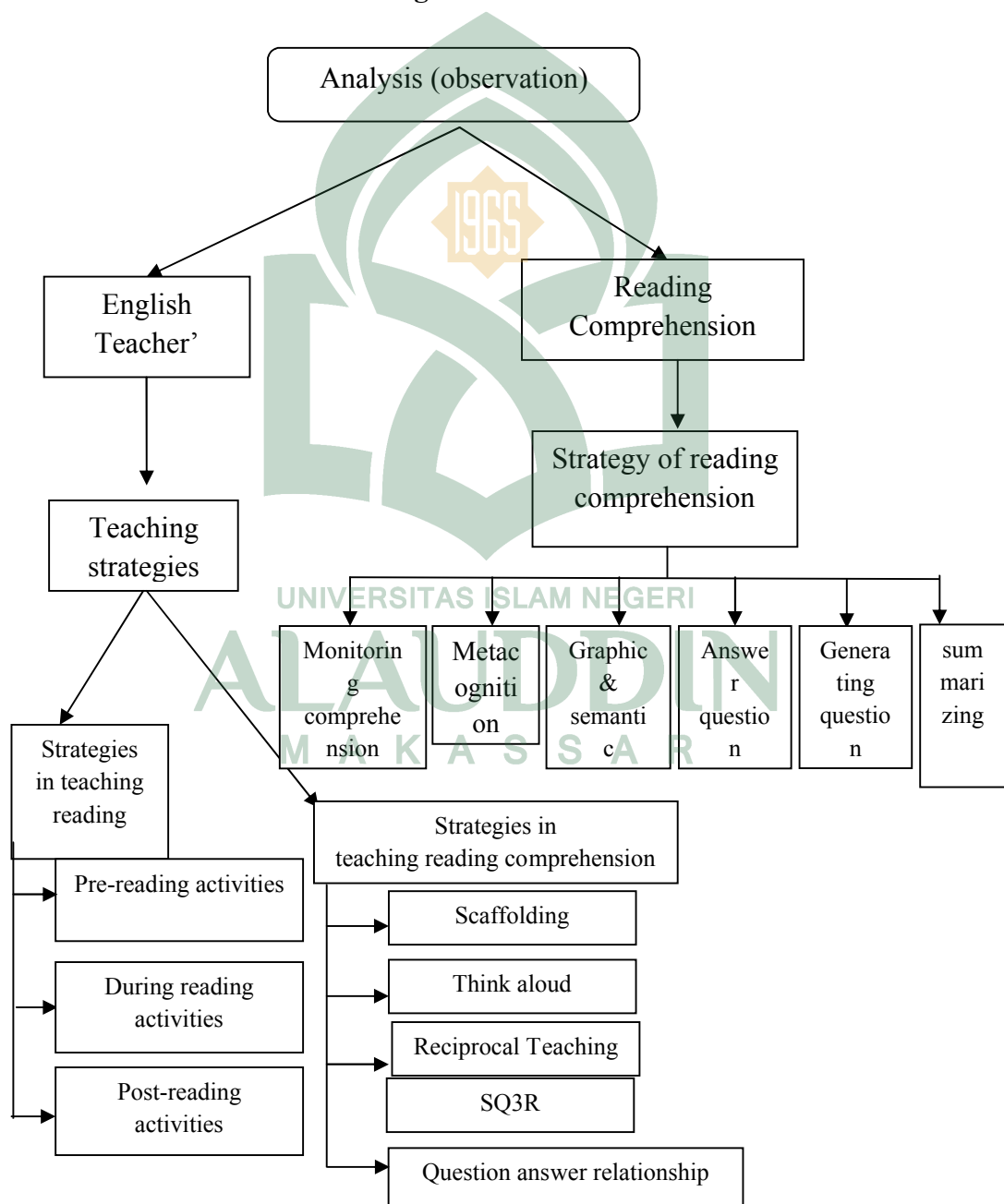
The procedure QARs can be taught directly to students by reading teachers and can be reinforced by content area specialists. Keep in mind, however, that students may come to your class totally unaware of what information sources are available for seeking an answer, or they may not know when to use different sources. In this case, it is worth several days' effort to teach students the relationship between question and answer.

QARS is a reading strategy through understanding and analysis of questions. In other words this strategy guides students to understand the

questions in order to get an information in a reading itself. So that in practice in the classroom students only glance read the reading and to understand further the focus of students is the questions given by the teacher about the text reading

C. Theoretical Framework

Figure 2.2



The diagram above shows that the framework of the concepts will construct in this research. Analysis English teacher and reading comprehension. In observing English teacher there are strategies in teaching reading and strategies in teaching reading comprehension will be analysis by the researcher. The concept of reading comprehension will be analysis strategy of reading comprehension. In conclusion, the researcher analysis when the teacher teaching reading comprehension after that the researcher analysis the concept above.



CHAPTER III

RESEARCH METHOD

A. *Demographic Profile*

a. School Profile

Junior High School 1 of Wonomulyo was a school that the first have applied standardization of national scale that located in street of Majene Regency of Polewali Mandar Sulawesi Barat was about \pm 17 Km toward east from center of Polewali Mandar and \pm 130 Km toward north from capital of Sulawesi Barat that was Mamuju. The Location of the school was strategic and easy to reach because it was located nearby the main road of Wonomulyo.

b. Curriculum

The curriculum in Junior High School 1 of Wonomulyo used 2013, because this school have get accreditation A and also the school with national standard.

c. The vision of Junior High School 1 of Wonomulyo,

1. The realization of intelligent output in the academic field.
2. Skilled in non academic field of love environment.
3. Cultured based on akhlakul qarimah, faith, and taqwa.

d. The mision of Junior High School 1 of Wonomulyo,

1. Implement the acceptance of new learners are transparent, accountable, objective to create public confidence in the school.
2. Cultivate environmental awareness for all school residents.

3. Trash the garbage well so it can be a useful material in everyday life.
4. Implement learning and guidance that is effective and efficient, so that each student can develop in accordance with the potential.
5. Improve school environment governance through sustainable maintenance to create a safe, comfortable, healthy and beautiful school environment.
6. Improve the professional performance of teachers and staff through MGMP workshops seminars and courses.
7. Implement participatory mechanisms by involving all parents of school parents and school commitments, as well as other related institutions based on accountable, transparent and participatory school-based management.
8. To cultivate the appreciation of the religious teachings and culture of the nation so that it becomes a source of wisdom in acting

e. Facilities

The main facilities possessed Junior High School 1 of Wonomulyo were teacher, textbooks, internet and classrooms. This school has twenty one classrooms; they were seven classes for the third years, seven classes for the second years, and seven for the first year with the capacity of the thirty students. An other facilities of this school were three laboratorium included sciences laboratory, art laboratory and computer laboratory, one library, also

two sanitations of facilities that competent for the students and more detail about the facilities in table 3.1

Table 3.1
The facilities of Junior High School of Wonomulyo

No	Facilities	Total
1.	Head master office	1
2.	Staff office	1
3.	Teacher office	1
4.	Administration office	1
5.	Counselor office	1
6.	Library	1
7.	Computer lab	1
8.	Art lab	1
9.	Science lab	1
10.	Student's clinic room unit	1
11.	Classroom	21
12.	Mushola (school praying hall)	1
13.	Sport yard	1
14.	Parking area	1
15.	Osis room	1
16.	Cafeteria	2

f. Teachers and Students

The totally of the teachers in Junior High School 1 of Wonomulyo was 43 teacher with detail of 17 male teachers and 26 female teachers that have qualification of S1. While the totally of the students in academic year of 2016/2017 Junior High School 1 of Wonomulyo 826 students with detail of :

Table 3.2

Class	Students
VII	254
VIII	251
IX	321
Totally	826

The research source : 2017

B. Research Setting

1. Research Location

The research was about an Analysis on the English Teacher Strategies in Teaching Reading Comprehension at the Second Grade of Junior High School 1 of Wonomulyo Sidodadi Village Regency of Polewali Mandar Sulawesi Barat.

2. Research Time

The research was done at the first meeting on Thursday, March 2 2017 at 07:30 Wita, have done the observation at the second grade VII D in Junior High School 1 of Wonomulyo. The second meeting on Saturday,

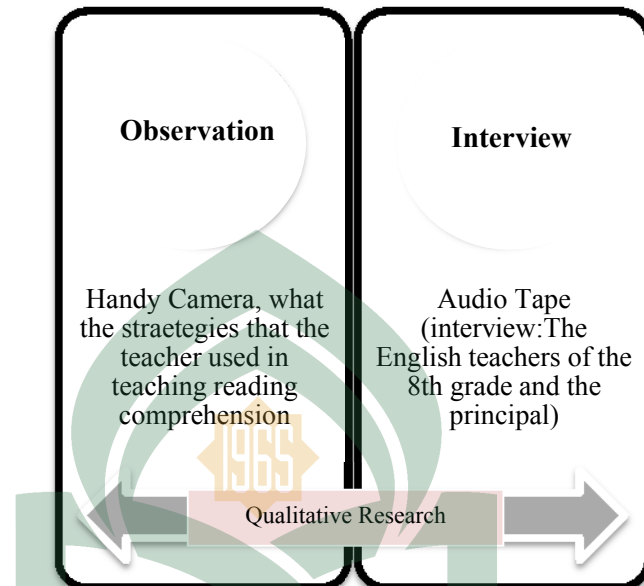
March 4 2017, the researcher have done interview by the English teacher strated at 09:00 Wita, carried out in the school park Junior High School 1 of Wonomulyo.

C. Research design

The researcher used descriptive design in this research because this research is focused on a certain phenomenon in the school environment. In this case the phenomenon is the activities of teaching and learning English. This research also does not need to give the treatment to the object of the research. Then, the researcher observes and describes the phenomena as in the fact as clear as possible without manipulation. Therefore, the appropriate design can be used in conducting this research is descriptive research. The design consists of two stages. The first is observation to the teacher and the student. The researcher observes the class the school condition and teaching learning process. The second stage is doing the interview with the English teacher. This interview happens after the researcher doing the observation. In this process the interview the researcher ask detail about the strategies that she used for her teaching.

The design of this research is descriptive qualitative with the direct observation, interviews, and documentation. Descriptive method is a method used to examine the status of human groups, an object, a condition, the thoughts, and the events that will occur (Sugiyono, 2008).

Figure 3.2 Research Design



D. *Research Subject*

The research kind of sampling in this research was cluster sampling which means how to choose object of research based on individual. In the case, The subject of this research was a teacher in junior high school, especially English teacher in second grade and the students of VII D in Junior High School 1 of Wonomulyo . The researcher takes VII D class in which there are 37 students.

E. *Research Instrument*

Research instrument was tool or facilities were used by researcher to collect the data. The result of research was better, more accurate, complete and systematic. So was easy to be worked. An instrument could be form of questionnaire, observation, interview guided, and test. In this research, the researcher used observation and interview.

1. Observation checklist

The teacher was observed by the researcher using the observation checklist. In this case, The researcher analysis all the activity in the class during the teaching learning process. In arranging observasion checklist, the researcher observed the teacher during teaching and learning process. In observation stage, the researcher observed the teacher how the teacher taught their student about reading comprehension and what the strategies that the teacher used in class during the lesson from opening until closing.

In this case, The researcher observed whatever done by the English teacher related to the teacher strategies in teaching reading comprehension in the classroom It was used to investigate the English teaching and learning process in the classroom. It recorded English teaching process that was conducted by the English teacher.

2. Interview

Sugiyono, 2008:231 stated that interview is a meeting of two persons to exchange information and idea through and responses, resulting in communication and joint construction of meaning about a particular topic. Meanwhile Hadi, 1993:39 stated that interview can be viewed as method of data collection by way of question and answer undertaken unilaterally by systematic and based on the purpose of the investigation.

There are kinds of interview, namely (a) unstructured interview. In this type, the interviewer carries out the interview with no systematic plan of question, (b) structured interview. The interview carries out the interview by using a set

questions arranged in advance, (c) semi structured interview. The interviewer uses a set question which is developed to gain the specific information. The interview was conducted to get the addition of information in response to interesting or important answer that arises unexpectedly from the planned questions.

In this case, the researcher used structured interview. The interview was done with the English teacher. The interview was done after finished the teaching and learning process. This interview would conduct to gain a spoken respond from the participants. The functions of interview in this research were to cross-check the data and to make sure that the data from the observation were really valid.

F. Technique of Data Analysis

In this research, the researcher used a qualitative data analysis technique. Data analysis in qualitative research is a time consuming and difficult process. It is the process whereby researcher systematically search and arrange their data in order to increase their understanding of the data and to enable to present the result to others. Data analysis is the process of managing the data, organizing it into a good pattern, category and basic unit". Qualitative analysis is messy and nonlinear. Data analysis in qualitative research is often done concurrently or simultaneously with data collection. Nevertheless, Ary (2010;283) states that the data analysis in this research can be broken down into four stages; they are Coding, Data Reduction, Data Display, and Drawing Conclusion or Interpretation. Those can be explained as follows,

1. Coding

The first stage in analyzing qualitative data here involves coding. Coding is analogous to getting ready for data provided. The first step in coding is referred to as open coding, preliminary coding, or provisional coding. The most common approach is to read and reread all the data and sort them by looking for units of meaning-words, phrases, and sentence to make it easy to be learned. In this stage, after get the data the researcher collected the data. After all data are collected the researcher places all units having the same coding together. It will be easier to read the data. In short, by coding the all data we gathered, we can underline the significant data that are appropriate with our topic of research. So, it will be easier read the data.

2. Data Reduction

The second step of data analysis is data reduction. It is the process of reducing the data occurring repeatedly. “Reducing the data means summarizing, choosing the main thing, focusing on the important things, finding the topic and the form”. In this stage, the researcher get the data from interview with the teacher. The result interview shows how the teacher used the strategies in teaching reading comprehension. In this step, the irrelevant data is reduced and the needed data is included.

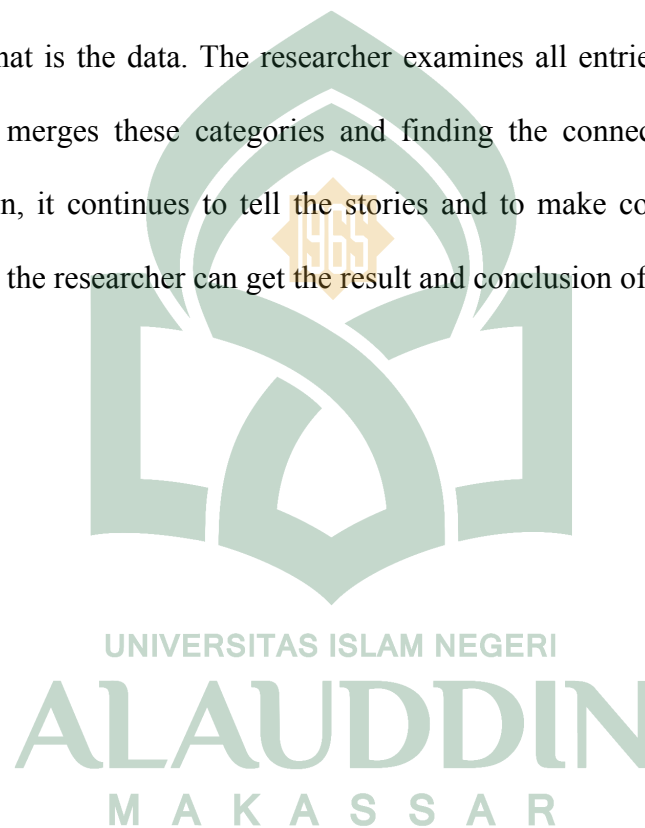
3. Data Display

After data reduction the next step in analyzing data is Data Display. It is process of displaying data in the form of table or essay so what it gets more understandable. Miles and Huberman (1984) points out “looking at displays help

us to understand what is happening and to do something-further analysis or caution on that understanding” (Sugiono, 2009). In this research, the researcher will use essay in displaying the data, because it is most common data display used in qualitative research

4. Conclusion

In this last step data analysis that is conclusion. Here, the researcher begin to see what is the data. The researcher examines all entries with the same code and then merges these categories and finding the connection among the categories. Then, it continues to tell the stories and to make connection among stories. Finally, the researcher can get the result and conclusion of the research.



CHAPTER IV

FINDING AND DISCUSSION

This chapter presents findings and discussion of research. The findings of the research covers the analysis of teacher strategies in teaching reading comprehension and the result of interview about the strategy in teaching reading comprehension process.

The interviews with two key informants were conducted in Junior High School 1 of Wonomulyo. The researcher interviewed the teacher from Junior High School 1 of Wonomulyo. The interviews the teacher was held on Saturday, March 04 2017.



(Interview the teacher : March, 04 2017)

Data that was not revealed through interviews, completed with the data from the direct observation which was conducted from March in a participatory manner. To strengthen the substance data from the interviews and the observations, we conducted a study of documents and archival materials. All the

data from this study were described according to the focus of the research questions.

Researcher conducted the interviews techniques, documentation and observation to acquire data on the implementation of the English teacher strategies in teaching reading comprehension.

1. The English teacher strategies in teaching reading comprehension

The researcher found that there were two strategies that the teacher used “scaffolding, and QARs (Question Answer relationship). The teacher used that strategy because the student could know the meaning of the text and could understand of the text.

a. Scaffolding

The first strategies that the teacher used scaffolding, scaffolding strategies were used by teachers when students got difficulties, teachers need to provide tailored help to the needs of the students, like the teacher doing the classroom, the teacher gave help to the students to know how to correctly read the text. Scaffolding helped the students how to read properly and then told the students read the text but when the student either mentioned the words in the text the teacher helped them and also the teacher asked the students which word they did not know in the text. And this strategies the students were expected can read and adjust how to read in accordance with the british and american so the students can repeating of the text.

The teacher using scaffolding strategy because the teacher helped the students how to read properly. Gasong, 2007 stated that scaffolding is a

lesson in which students are given some assistance during the early stages of learning and then reducing the aid and providing opportunities for students. Scaffolding strategies are used by teachers when students got difficulties, teachers need to provide tailored help to the needs of the students, like the teacher doing the classroom, the teacher gives help to the students to know how to correctly read the text.

Scaffolding is a support, support to students of teachers that enable the development of learning ability so that there is a higher level of mastery of material shown by the completion of more complicated problems.

b. QARs

The second strategy was *question answer relationship*. Teacher utilizes question answer relationship's strategy on student for reading comprehension's learning at the class. In this strategy which utilized by teacher, the teacher gave some questions to student as much 1 until 2 at each learning final so the students answer that the questions. According to the teacher, this strategy used to give material to the student in order the students was easy to accept material that given by teacher.

This strategy was used by the teacher to see if students really understand it with text they read. If the student could answer the questions, it means they have understood of the text, and if they could not answer the question then the students not understand with those text. This strategy could help students if students really answer that question with their own words or with the answer from the text. And this strategy could not help students if the

students answer the teacher's question got from their friends or not using his or her own words.

Tompkins, 2016 stated that QARs strategy is considered suitable in learning to understand the text because in the process of learning students in guidance to focus more on the text. This is reflected in QAR's strategy step, (1) reading the questions, (2) understanding QAR question level (3) read the text (4) answering questions and (5) various answers. According to (Pearson & Johnson 1978) the type of question asked to guide comprehension should be based on the information readers need to answer the question. Therefore, teachers must help student become aware of likely source of information as they respond to questions. This strategies help the teacher in teaching reading comprehension. With this strategy the teacher able to know how far their students understand what the teacher has given to them. And in this stage the students not only read the passage but also really understand what the content of the content. The teacher using this strategy because the students must understand the reading text and the students guided to more focus on the text.

The teacher gave some question to the student and then the student wrote the answer in their book. This strategy was used by the teacher to see if students really understand it with text they read. If the student could answer the questions they had been understood in understanding the text. The procedure QARs could be taught directly to students by reading teachers and could be reinforced by content area specialists. In this case, it was worth

several days' effort to taught students the relationship between question answer. According to (Vacca:1999) "A reader draws on two broad information sources to answer question: information in the text and information inside the reader's head". To answer this question teacher points one of student to answer it. And student not must go forward but they can answer that question with sit in their chair each.

2. The implementation of the strategies in teaching reading comprehension

Day/Date: Thursday, March 2 2017

The teacher opened the class by saying greeting and asking students' condition. The teacher also asked students about the previous lesson and told about the topic to learn. After that the teacher chose one of the student to lead a prayer.



(The students prayer together before study : March, 02 2017)

The opening activity of the teachers inculcated the religious attitude, polite, and logical thinking. Steps on preliminary activity with teacher inculcated polite greetings by giving a smile to the students when entering the classroom and said “Assalamu’alaikum”. Teacher instilled religious attitude by choosing one of the students to pray together with read the al-qur’an “Let’s pray together hopefully learning today can run well!” The students together read the prayer before studying. teacher asked the students about their activities in the past or at the time in Indonesian. But just a little of the student knew that material at the time, the teacher explained that material before after that the teacher moved to the next material.

In the core activities, the reading material which would be taught namely “*I will learn to describe people, animals, things in order*”.



(Handbook of students at the second grade in Junior High School of Wonomulyo)

a. Scaffolding

The teacher told the student to open their book after that the teacher exemplifies how to read clearly and how to mentioned it well. And this situation the students pay attention to what was done by the teacher. In fact, the teacher using scaffolding strategy because the teacher helped the students how to read properly and then told the students read the text but when the student either mentioned the words in the text the teacher helped them and also the teacher asked the students which word they did not know in the text.



(The picture showed that the teacher did scaffolding strategies when the students were difficult to understand of the text : March, 02 2017)

From the observation above the researcher got the activities showed that the teacher used this strategies because when the researcher observed in the classroom, the researcher have analysis that the way teacher asked first to all the students which words that they did not know in the text. So first, the students mark some words that has not known before, after that the student

asked to the teacher that words have not known.

b. QARs (question-answer relationship)

In the middle teaching process after the students knew how to read the text teacher asked the students one by one what is the meaning of this word. This question was about the lesson that they had learn. It was done by the teacher to know students understand or not understand about the material. And it was done in final learning with the teacher point one of student to answer that question. for example, *what was the meaning of biru? putih? Abu-abu? pohon? Didepan? Jembatan? Kecil?* After that the student answer “blue” “white” “grey” “tree” but when the teacher asked again “*what is the meaning of fence?*” only 5 students knew the meaning of fence.

The researcher analysis that this situation above used QARs (question-answer relationship) strategies. The teacher using this strategy because the students must understand the reading text and the students guided to more focus on the text. This strategy was used by the teacher to see if students really understand it with text they read. If the student could answer the questions they had been understood in understanding the text, and if they could not answer the question then the students not understand with those text. And also the teacher told the students to answer the question related to the text after that the students wrote the answer in their book.



(The picture showed that the teacher did QARs strategies, when the students began to answer the exercises of text and the teacher questions : March, 02 2017)

The teacher using this strategy to could help students in developing the meaning contained in the text reading so that students more easily understand the contents of reading. The teacher make their thinking explicit by verbalizing their thoughts while reading orally. And also the teacher want to if the students could know the meaning of the text and can understand of the text.



(The students doing the task in their books)

From the description above, the researcher had analysis that happened in the classroom during learning process. The teacher translated some words were difficult to know the student or word that was not known by the students one by one before start reading the text and the reason that the students were more easy knowing the context of reading it can facilitate the learning process.



CHAPTER V

CONCLUSION AND SUGGESTION

A. Conclusion

Based on the findings of the research and discussion in chapter IV, then proposed the following conclusion:

The strategies that the teacher used in teaching reading comprehension in SMPN 1 Wonomulyo were two strategies, Scaffolding strategy (1), and QARs (Question Answer Relationship) (2). The teachers used these strategies to make the student understand the reading text and the students guided to more focus on the text and also teacher could help students in developing the meaning contained in the text reading so that students more easily understand the contents of reading.

How the implement of the English teacher strategies in teaching reading comprehension in SMPN 1 Wonomulyo. The strategy was used by the teacher (1) scaffolding strategy, can develop about idea which readable. The last strategy was used by this teacher (2) QARs (Question Answer Relationship) where when students finished reading the text the teacher asked the vocabulary in the reading, "what was the meaning of fence? What was in english gray, what was in english is a tree? "From the teacher's question some of the students knew what the teacher asked and also this strategy where the teacher asked students to answer questions in the reading text like exercises1, and exercise 2. This strategy was used so that students understand the reading and understand the contents of the reading. Based on this research, those strategies were effective in teaching reading comprehension because can help student to comprehend the text. In short, those

strategies gave good contribution for teacher. Students who have difficulty in reading would be easier in mastering reading comprehension. With used this strategy the teacher more easily gave the material to the students. Those strategies could help the teacher because the students more active. And the students could exchange their opinion with their friends.

B. Suggestion

Based on the conclusion above, the researcher would offer some suggestions it is hopefully can be useful for:

1. For the Teacher

This research can improve the quality of the English teacher in teaching English. Teacher's strategies must be applied because this is the teacher's way to determine learning goals during teaching learning process.

2. For the student

With the strategy's that use by the teacher, the students hope the students more understand about reading comprehension and enjoy with his lesson.

3. The next researcher

The researcher wishes that other researcher could conduct this research in wider area. The next researcher can conduct the research about the teacher strategies that used by an English teacher which important in teaching and learning process. Therefore, that result will be more advantageous and be applied in a larger area.

REFERENCES

- Adler C.R, *Comprehension Strategies*. {Online}. Available: (<http://www.readingrockets.org> accessed on July 21, 2017), 2001.
- Ahmad, K *A Study On Strategies For Teaching Speaking And Reading Comprehension Skills*. {thesis} Language Education, Postgraduate Program Ganesha University of Education Singaraja, Indonesia 2013.
- Arikunto, Suharsimi. *Prosedur Penelitian*. Jakarta: Rineka Cipta. 2013
- Arikunto, *Prosedur Penelitian Suatu Pendekatan Praktik*. Jakarta: PT Rineka Cipta, 1990.
- Ary, Donald, *Introduction to Research in Education*. Canada: Thomson Wordsworth, 2010.
- Aswan et al. *Strategi Belajar Mengajar*. Jakarta. Reneka cipta (2010).
- Carver, Ronald P. *Reading Rate: a review of research and theory*. Boston: Academic Press. ISBN 012162420X. <https://en.wikipedia.org/wiki/Reading/> (assessing from internet on Tuesday 20th December 2016
- Cahyono, *The Teaching Language Skill and English Language Components* Malang: State university of Malang Press, 2011
- Davey, B. Think aloud : *Modeling the Cognitive Processes of Reading Comprehension*. *Jurnal of reading*, 27(1),44-47, (1983)
- Day, R. R.. *New Ways in Teaching Reading*. Teacher of English Speaker of Other Languages. Inc (TESOL1993).
- Gasong, *Langkah Langkah Pembelajaran Scaffolding* 2007.
- Gay, L.R. *Educational Research: Competency for Analysis Application*. Third Edition. Colombus Ohio: Merry Publishing Company(1987).
- Hadi, *Membaca Cepat dan Efektif*. Bandung: Sinar Baru, 1987.
- Harmer, Jeremy, *The Practice of English Language Teaching*, 3rd Ed, New York: Pearson Education Limited, 2001.
- Isabella, U. *Scaffolding Program Pendidikan Usia Dini*. *Jurnal penabur*, (2007)

- Janatun, Aat *Teachers' Strategy In Teaching listening comprehension {thesis}* Indonesia University of Education (Upi) 2013
- Jaremy Harmer, *How to Teach English*. England Ocelot Publishing. Oxford 2008
- Laddo, *The Important Of Reading*. [Online]. Available: <http://www.squidoo.com/the-importance-of-reading> [13 November 2007]
- Miles, Matthew et al. *Qualitative Data Analysis*. London: Sage (1984)
- Mcneil, John D. *Reading Comprehension*. los Angeles: university of California, 1992
- Mukhroji, M, *The Importance of Teaching Reading Strategies to Improve Students Reading Comprehension*. Malang: State university of Malang Press, 2011
- Palincsar A S & Brown A L. *Reciprocal Teaching of Comprehension-Fostering and Comprehension-Monitoring Activities*. Cognition Instruct. 1:117-75, 1984
- Pearson, P. D., & Johnson. *Teaching Reading Comprehension*. New York
- Sanjaya W, *Strategi Pembelajaran*. Jakarta: Kencana Prenada Media Group. 2006.
- Soedarso, *Speed Reading : Sistem Membaca Cepat dan Efektif*. Jakarta: Gramedia Pustaka, 2002
- Stransser, *Teacher Strategies*. British 1964
- Sugiono. *Metode penelitian keantitatif, kualitatif dan R&d*. Bandung: Alfabeta, 2008
- Sugiono, *Metode penelitian keantitatif, kualitatif dan R&d*. Bandung: Alfabeta, 2009
- Sugiyono. *Metode Penelitian Pendidikan: Pendekatan Kuantitatif, Kualitatif, dan R&D*. Cet. XXII; Bandung: Alfabeta. 2015.
- Sugiyono, *Cara Mudah Menyusun Skripsi, Tesis, dan Disertasi*. Cet.II; Bandung: Alfabeta. 2014.
- Susilowati, N, *Teacher's Strategies in Managing a Large Class in Teaching English at the Eleventh Grade of SMA Muhammadiyah 1 Karanganyar in 2012/2013 Academic Year {Thesis}*. (2013)

Shopia,. *The Effects of Reading Strategies in Comprehension for Elementary Age Learners*, 2013

Smith, N. and H. Alan Robinson. *Reading Instruction for today's children*, prenticehall {journal} (1980)

Uno, Hamzah *Learning Model*, [Online]. Available: <http://www.blogspot.co.id/2016/12/> Jakarta, Earth Literacy (2008),

Vacca, Richard T & Vacca, Jo Anne L. *Content Area Reading*. Longman, 1999

Willis, Dave. *Reading for Information: Motivating Learner to Read Eefficiently*. [Online]. Available: <http://www.teachingenglish.org.uk/articles/reading-information-motivating-learners-read-efficiently> [19 February 2012], 2008



Appendix I: Interview

Pedoman Wawancara Guru

Teacher's name : _____

Years teaching at this school : _____

Grade : _____

Day/Date/Time : _____

1. Bagaimana pendapat anda tentang SMPN 1 Wonomulyo ?
2. Sejak kapan anda diterima mengajar di SMPN 1 Wonomulyo ?
3. Apakah mengajar di SMPN 1 Wonomulyo ini begitu menyenangkan?
4. Kurikulum apa yang anda gunakan di SMPN 1 Wonomulyo saat ini?
5. Apakah anda menyesuaikan materi yang ada di RPP yang anda buat?
6. Berapa jumlah kelas yang anda ajar di SMPN 1 Wonomulyo ini?
7. Apakah anda mengalami kesulitan dalam mengajar?
8. Menurut anda, apakah tehnik dan strategi itu berbeda?
9. Strategi apa yang paling sering anda gunakan saat mengajar materi reading?
10. Apakah anda mempunyai strategi khusus dalam menghilangkan kejenuhan siswa belajar reading?
11. Apakah strategi tersebut efektif digunakan didalam kelas atau tidak?

12. Apakah anda sering melatih pemahaman membaca siswa-siswi anda?
13. Bagaimana cara anda melatih pemahaman membaca siswa –siswi anda?
14. Bagaimana cara anda menyikapi ketika siswa-siswi anda sulit memahami teks?



Appendix II : Interview Transcription

TRANSKIP WAWANCARA

Nama Sekolah : SMPN 1 WONOMULYO
Waktu Wawancara : Sabtu, 04 Maret 2017 pukul 09.15-09.40
Tempat Wawancara : Ruang Guru
Masalah : Apa saja strategi guru dalam mengajarkan Reading Comprehension
Responden : Guru Kelas VII (Ida Wahyuni, S.Pd., M.Pd)

1. Bagaimana pendapat anda tentang SMPN 1 Wonomulyo ini?

= SMPN 1 Wonomulyo salah satu standar nasional di kabupaten Wonomulyo termaksud salah satu sekolah yang memiliki prestasi yang cukup membanggakan Sulawesi Barat dengan daftar keadaan guru yang sangat memadai.

2. Sejak kapan anda diterima mengajar di SMPN 1 Wonomulyo ?

= 2010 sampai sekarang

3. Apakah mengajar di SMPN 1 Wonomulyo ini begitu menyenangkan?

= Menyenangkan karena zaman sekarang menggunakan pendekatan saintifik dan pendekatan saintifik itu harus sesuai dengan kebutuhan. Siswa sekarang cerdas karena siswa sekarang mendapatkan informasi diluar kelas.

4. Kurikulum apa yang anda gunakan di SMPN 1 Wonomulyo saat ini?

= 2013

5. Apakah anda menyesuaikan materi yang ada di RPP yang anda buat?

= Menyesuaikan karena RPP itu adalah based on planning tapi kita sebagai seorang guru tetap butuh mengexplor kemampuan murid begitu juga dengan guru sendiri

6. Berapa jumlah kelas yang anda ajar ini?

= Guru yang ada di SMPN 1 Wonomulyo ada 3 guru bahasa inggris masing masing guru mendapatkan 7 kelas sisanya diberikan kepada honorer

7. Apakah anda mengalami kesulitan dalam mengajar?

= Kesulitan pasti ada, Guru dituntut untuk bisa selalu update, selalu mencari cara agar kesulitan yang dihadapi itu mudah diselesaikan.

8. Menurut anda, apakah tehnik dan strategi itu berbeda?

= Berbeda, tehnik itu lebih luas, sedangkan strategi itu digunakan secara langsung kepada siswa.

9. Strategi apa yang paling sering anda gunakan saat mengajar materi reading?

=Strategi yang saya gunakan ada dua yang pertama itu scaffolding, scaffolding ini dimana siswa diharapkan bisa membaca, bisa menyesuaikan kata sesuai dengan apa yang ada didalam teks tersebut dan yang kedua adalah strategi QARs (question answer relationship) dimana

siswa mengerjakan soal yang ada di teks tersebut dan juga siswa menjawab langsung pertanyaan yang saya berikan

10. Apakah anda mempunyai strategi khusus dalam menghilangkan kejenuhan siswa belajar reading?

= Reading itu adalah taking times, pada awalnya siswa mencari sendiri informasi yang ada diteks, menemukan sendiri kosa kata apa yang sulit diketahui, setelah itu kita sebagai seorang guru membantu siswa apa apa saja yang mereka belum ketahui dan untuk menghilangkan jenuh kita bisa menggunakan game dalam pembelajaran agar siswa enjoy.

11. Apakah strategi tersebut efektif digunakan didalam kelas atau tidak?

= Efektif, karena kita mengikut sertakan belajar itu bukan hanya tehnik ceramah yang guru selalu berperan dan siswa mendengarkan tanpa di ikut sertakan, ada kutipan bahwasannya "I learn I know by my self, when you say something they will forget, when they do by their self they will remember".

12. Apakah anda sering melatih pemahaman membaca siswa siswi anda?

= Reading is skill bukan pemahaman saja, mereka harus mengucapkan bagaimana penyebutan kata yang ada diteks tersebut, ketika siswa salah menyebutkan sebagai seorang guru kita harus memperbaiki.

13. Bagaimana cara anda melatih pemahaman tersebut?

=Ada beberapa tehnik yang saya gunakan seperti scanning dan skimming ketika saya memberikan materi atau sebuah teks yang lumayan panjang saya mencoba untuk memberikan mereka beberapa strategi agar mereka melihat bagaimana caranya dalam waktu yang terbatas mereka dapat membaca dan menemukan kata-kata kunci atau key word yang ada didalam teks

14. Bagaimana cara anda menyikapi ketika siswa siswi anda sulit memahami teks?

= Ketika siswa sulit memahami teks, mereka mengumpulkan beberapa kata-kata yang sulit mereka pahami kemudian kita secara langsung membantu mereka agar mereka mengerti dan bisa memahami teks tersebut.

Appendix III :

OBSERVATION CHECKLIST

Day/Date :

Material :

Teacher Name :

Time/place :

No	Activity	Indicator	Option		Description
			Yes	No	
1	Opening	Teacher opens the lesson by greeting the students			
		Pray before study			
		Teacher checks the student's attendance list			
		Teacher tells the aim of the subject that will be reached			
		Teacher asks students randomly about their activities in the past			
2	Main Activity	Teacher explain the material			
		Teacher uses dialogue for teaching			
		Teacher uses text for teaching			
		Make some examples of descriptive text			
		Tell the students how to read clearly of the text			

		Make the students thinking about the meaning of the text			
		Practice with the students			
		Help the students			
3	Closing	Teacher gives an opportunity for students to ask their difficulties			
		Tell the students to do exercise in their books			
		Closing the activity			

Observer

Appendix IV : The result of Observation Chescklist

OBSERVATION CHECKLIST

Day/Date : Thursday, March 2 2017

Material : I will learn to describe people, animals, things in order
(Descriptive text)

Teacher Name : Ida Wahyuni, S.Pd., M.Pd

Time/place : 07.30 - 09.30 / VIII D

No	Activity	Indicator	Option		Description
			Yes	No	
1	Opening	Teacher opens the lesson by greeting the students	✓		
		Pray before study	✓		
		Teacher checks the student's attendance list	✓		
		Teacher tells the aim of the subject that will be reached	✓		
		Teacher asks students randomly about their activities in the past	✓		
2	Main Activity	Teacher explain the material	✓		
		Teacher uses dialogue for teaching	✓		
		Teacher uses text for teaching		✓	

		Make some examples of descriptive text		✓	
		Tell the students how to read clearly of the text	✓		
		Make the students thinking about the meaning of the text	✓		
		Practice with the students	✓		
		Help the students	✓		
3	Closing	Teacher gives an opportunity for students to ask their difficulties	✓		
		Tell the students to do exercise in their books	✓		
		Closing the activity	✓		

Observer

Nurmadia Sarjan

Appendix V :Note Observation

Hasil Observasi Kelas VII D

Hari/tanggal : Kamis, 02 Maret 2017
Tempat : SMPN 1 WONOMULYO
Subjek penelitian : Guru Kelas VII D
Mata pelajaran : Bahasa Inggris
Waktu : 07.30 – 09.30

Hasil Observasi

Kegiatan pendahuluan guru menanamkan sikap santun dan religius dimana guru mengucapkan salam sebelum memasuki ruangan dan guru menunjuk satu siswa agar memimpin doa. Kegiatan ini dilakukan agar siswa membiasakan diri berdoa sebelum memulai pelajaran.

Kegiatan inti guru berusaha melakukan ingatan kepada siswa seperti guru menanyakan tentang materi minggu lalu, lalu siswa menjawab sebagian dari pertanyaan guru tersebut, kemudian guru memasuki materi selanjutnya dimana materinya yaitu pemahaman membaca terkhususnya tentang penggambaran seseorang, benda, dan hewan. Guru memulai pembelajaran dengan terlebih dahulu guru membaca teks tersebut dengan baik dan benar, kemudian guru menunjuk satu persatu siswa untuk membaca teks tersebut disini ketika siswa salah menyebut kosa kata yang ada dibacaan maka guru tersebut akan membenarkan cara pengucapan tersebut. strategi yang digunakan guru tersebut adalah strategi scaffolding, strategi ini digunakan guru agar siswa dapat mengembangkan tentang ide ide yang terdapat dibacaan. Strategi yang terakhir yang digunakan guru ini

adalah QARs (Question Answer Relationship) dimana ketika siswa selesai membaca teks tersebut guru menanyakan kosa kata yang ada di dalam bacaan tersebut, "apa arti dari fence? Apa bahasa inggrisnya abu-abu, bahasa inggrisnya pohon?" dari pertanyaan guru tersebut sebagian dari siswa tahu apa yang ditanyakan guru. Guru juga menyuruh siswa untuk menjawab pertanyaan yang ada didalam bacaan seperti exercise 1, dan exercise 2. Strategi ini digunakan agar siswa memahami bacaan dan mengerti isi dari bacaan tersebut.

Pada akhir pembelajaran guru memberikan tugas yang berkaitan dengan bacaan dan guru menyuruh siswa agar menjawab semua pertanyaan dengan benar kemudian guru memberi nilai tugas tersebut. Berdasarkan paparan diatas dapat disimpulkan bahwa guru sudah berusaha menggunakan strategi-strategi agar siswa siswi yang di ajarkan memahami tentang bacaan dan mengetahui ide ide yang ada dibacaan.

Appendix VI : Documentation



(Gambar 1 : SMPN 1 Wonomulyo)
Sumber : Documentasi pribadi



(Gambar 2 : Siswa membaca doa sebelum memulai pelajaran,
kelas VII D SMPN 1 Wonomulyo)
Sumber : Documentasi pribadi



Gambar 2.1 : Siswa membaca doa sebelum memulai pelajaran,
kelas VII D SMPN 1 Wonomulyo
Sumber : Kamera 1



Gambar 3 : Buku pedoman siswa kelas VII SMPN 1 Wonomulyo
Sumber : Kamera 1



Gambar 3.1 : Buku pedoman siswa kelas VII SMPN 1 Wonomulyo
Sumber : Kamera 1



Gambar 4: Guru memulai pembelajaran, kelas VII SMPN 1 Wonomulyo
Sumber : Kamera 1



Gambar 5: siswa mengerjakan tugas dari guru, kelas VII SMPN 1 Wonomulyo
Sumber : Kamera 1



Gambar 5.1: siswa mengerjakan tugas dari guru, kelas VII SMPN 1 Wonomulyo
Sumber : Kamera 1



PEMERINTAH PROVINSI SULAWESI SELATAN
DINAS PENANAMAN MODAL DAN PELAYANAN TERPADU SATU PINTU
BIDANG PENYELENGGARAAN PELAYANAN PERIZINAN

Nomor : 1097/S.01P/P2T/02/2017
Lampiran :
Perihal : **Izin Penelitian**

KepadaYth.
Gubernur Sulawesi Barat

di-
Tempat

Berdasarkan surat Dekan Fak. Tarbiyah dan Keguruan UIN Alauddin Makassar Nomor : T.1/TL.00/2111/2017 tanggal 01 Februari 2017 perihal tersebut diatas, mahasiswa/peneliti dibawah ini:

N a m a : **NURMADIA SARJAN**
Nomor Pokok : 20400113007
Program Studi : Pend. Bahasa Inggris
Pekerjaan/Lembaga : Mahasiswa(S1)
Alamat : Jl. Muh. Yasin Limpo No. 36 Samata, Sungguminasa-Gowa

Bermaksud untuk melakukan penelitian di daerah/kantor saudara dalam rangka penyusunan Skripsi, dengan judul :

" AN ANALYSIS ON THE ENGLISH STRATEGIES TEACHING READING COMPREHENSION AT THE SECOND GRADE OF JUNIOR HIGH SCHOOL 1 OF WONOMULYO "

Yang akan dilaksanakan dari : Tgl. **06 Februari s/d 01 April 2017**

Sehubungan dengan hal tersebut diatas, pada prinsipnya kami **menyetujui** kegiatan dimaksud dengan ketentuan yang tertera di belakang surat izin penelitian.

Demikian Surat Keterangan ini diberikan agar dipergunakan sebagaimana mestinya.

Diterbitkan di Makassar
Pada tanggal : 06 Februari 2017

A.n. GUBERNUR SULAWESI SELATAN
KEPALA DINAS PENANAMAN MODAL DAN PELAYANAN TERPADU SATU
PINTU PROVINSI SULAWESI SELATAN
Selaku Administrator Pelayanan Perizinan Terpadu



Tembusan Yth

1. Dekan Fak. Tarbiyah dan Keguruan UIN Alauddin Makassar di Makassar;
2. *Pertinggal.*



PEMERINTAH KABUPATEN POLEWALI MANDAR
**DINAS PENANAMAN MODAL DAN
PELAYANAN TERPADU SATU PINTU**

Jl. Manunggal NO. 11 Pekkabata Polewali, Kode Pos 91315

IZIN PENELITIAN

NOMOR : 503/68/IPL/DPMPTSP/III/2017

- Dasar :
1. Peraturan Menteri Dalam Negeri Indonesia Nomor 7 Tahun 2014 atas Perubahan Peraturan Menteri Dalam Negeri Republik Indonesia Nomor 64 Tahun 2011 tentang Pedoman Penerbitan Rekomendasi Izin Penelitian;
 2. Peraturan Daerah Kabupaten Polewali Mamasa Nomor 2 Tahun 2016 Tentang Perubahan atas Peraturan Daerah Nomor 9 Tahun 2009 Tentang Organisasi dan Tata Kerja Inspektorat Bappeda dan Lembaga Teknis Daerah Kabupaten Polewali Mandar;
 3. Memperhatikan :
 - a. Surat Permohonan Sdr(i) NURMADIA SARJAN
 - b. Surat Rekomendasi dari Badan Kesatuan Bangsa dan Politik Nomor : B- 57/Bakesbangpol/B.I/410.7/02/2017, Tgl. 13 Februari 2017

MEMBERIKAN IZIN

Kepada :

Nama : NURMADIA SARJAN
NIM/NIDN/NIP : 20400113007
Asal Perguruan Tinggi : UIN ALAUDDIN MAKASSAR
Fakultas : TARBIYAH DAN KEGURUAN
Jurusan : PENDIDIKAN BAHASA INGGRIS
Alamat : DS. BANUA BARU KEC. WONOMULYO

Untuk melakukan Penelitian di Kec. Wonomulyo Kabupaten Polewali Mandar, terhitung mulai tanggal 01 Februari s/d 01 April 2017 dengan Judul **"AN ANALYSIS ON THE ENGLISH TEACHERS STRATEGIES IN TEACHING READING COMPREHENSION AT THE SECOND GRADE OF JUNIOR HIGH SCHOOL 1 OF WONOMULYO"**.

Adapun Rekomendasi ini dibuat dengan ketentuan sebagai berikut :

1. Sebelum dan sesudah melaksanakan kegiatan, harus melaporkan diri kepada Pemerintah setempat;
2. Penelitian tidak menyimpang dari izin yang diberikan;
3. Mentaati semua Peraturan Perundang-undangan yang berlaku dan mengindahkan adat istiadat setempat;
4. Menyerahkan 1 (satu) berkas copy hasil Penelitian kepada Bupati Polewali Mandar Up. Kepala Badan Penanaman Modal dan Pelayanan Terpadu Satu Pintu;
5. Surat Izin akan dicabut dan dinyatakan tidak berlaku apabila ternyata Pemegang Surat Izin tidak mentaati ketentuan-ketentuan tersebut di atas.

Demikian Izin Penelitian ini dikeluarkan untuk dipergunakan sebagaimana mestinya.

Ditetapkan di Polewali Mandar
Pada Tanggal, 22 Februari 2017

a.n. **BUPATI POLEWALI MANDAR**
**KEPALA DINAS PENANAMAN MODAL DAN
PELAYANAN TERPADU SATU PINTU**



SUAIB JAMALUDDIN, SE., MM
Pangkat : Pembina Utama Muda
NIP. : 19580611 198801 1 001

Tembusan:

1. Unsur Forkopinda di tempat;
2. Kepala Disdikbud Kabupaten Polewali Mandar di tempat;
3. Camat Wonomulyo di tempat;



PEMERINTAH KABUPATEN POLEWALI MANDAR
DINAS PENDIDIKAN DAN KEBUDAYAAN
SMP NEGERI 1 WONOMULYO

Alamat : Jl. Majene Kec. Wonomulyo Kab. PolmanTelp (0428) 51150 KP.91352

SURAT KETERANGAN SELESAI PENELITIAN

Nomor : 412/Q7/SMP.1/VII/2017

Yang bertandatangan di bawah ini kepala SMP Negeri 1 Wonomulyo Kabupaten Polewali Mandar Provinsi Sulawesi Barat menerangkan bahwa :

Nama : **NURMADIA SARJAN**
NIM : 20400113007
Tempat, Tanggal Lahir : Tinambung, 10 Oktober 1995
Jurusan : BAHASA INGGRIS
Program Studi : S. 1 / KEPENDIDIKAN
Universitas : UIN ALAUDDIN MAKASSAR

Telah selesai mengadakan penelitian dalam rangka penyelesaian studi/penyusunan tesis yang dilaksanakan mulai Tanggal 6 Februari s.d 1 April 2017 dengan judul “ **AN ANALISIS ON THE ENGLISH TEACHER STRATEGIES IN TEAHING READING COMPREHENSION AT THE SECOND GRADE**” di SMP Negeri 1 Wonomulyo kabupaten Polewali Mandar “

Demikian keterangan ini diberikan kepada yang bersangkutan untuk dipergunakan seperlunya.

Wonomulyo, 18 Juli 2017

a.n Kepala Sekolah,



MUHAMMAD ASSE, S.Pd.,M.Pd
NIP 19641231 198703 1 341

CURRICULUM VITAE



The researcher, Nurmadia Sarjan, was born on 10th of October 1995 in Tinambung, West Sulawesi. She is the first child of Sarjan and Nasriati Her mother is a housewife and her father was past away. She has two sisters her name are Nurfadilla Sarjan and Nurqalby and one brother his name is Nuralim Sarjan. The researcher got her first education at SDN 007 SIDODADI Kec. Wonomulyo Kab. Polewali Mandar graduated in 2007. She continued her study at SMPN1 Wonomulyo and completed in 2010. Then she continued her study at SMAN 1 Wonomulyo and graduated in 2013. At the same year, she was accepted as a student of English Education Department of Tarbiyah and Teaching Faculty of Alauddin State Islamic University of Makassar. Since 2015 until now, she works at JILC as a Tentor.

