


**USING TEAM WORD-WEBBING TO INCREASE STUDENTS'  
READING COMPREHENSION AT FIRST GRADE OF SMA  
NEGERI 14 MAKASSAR**



**Submitted in Partial Fulfillment of the Requirements for the Degree of Sarjana  
Pendidikan (S.Pd) of English Education Department  
Tarbiyah and Teaching Science Faculty  
Alauddin State Islamic University  
of Makassar**

**By:**  
**HERMITA**  
**Reg. Number: 20400112090**

**ENGLISH EDUCATION DEPARTMENT  
TARBIYAH AND TEACHING SCIENCE FACULTY  
ALAUDDIN STATE ISLAMIC UNIVERSITY OF MAKASSAR  
2017**

## PERNYATAAN KEASLIAN SKRIPSI

Dengan penuh kesadaran, penulis yang bertanda tangan di bawah ini:

Nama : Hermita

NIM : 20400112090

Tempat/Tgl. Lahir : Makassar, 23 juni 1993

Jur/Prodi/Konsentrasi : Pendidikan Bahasa Inggris

Fakultas/Program : Tarbiyah dan Keguruan

Alamat : Jln. Baji Pangasseng III no.40/A

Judul : Using Team Word-Webbing to increase Students' Reading  
Comprehension at First Grade of SMA Negeri 14 Makassar

Menyatakan dengan sesungguhnya dan penuh kesadaran bahwa skripsi ini benar adalah hasil karya sendiri. Jika dikemudian hari terbukti bahwa ia merupakan duplikat, tiruan, plagiat, atau dibuat oleh orang lain, sebagian atau seluruhnya, maka skripsi dan gelar yang diperoleh karenanya batal demi hukum.

UNIVERSITAS ISLAM NEGERI

**ALAUDDIN**  
M A K A S S A R

Gowa, 01 Agustus 2017

Penulis,



**Hermita**

**NIM. 20400112090**

## PENGESAHAN SKRIPSI

Skripsi yang berjudul, *“Using Team Word-Webbing To Increase Students’ Reading Comprehension At First Grade Of Sma Negeri 14 Makassar”*, yang disusun oleh **Hermita**, NIM: 20400112090, mahasiswa Jurusan Pendidikan Bahasa Inggris pada Fakultas Tarbiyah dan Keguruan UIN Alauddin Makassar, telah diujikan dan dipertahankan dalam sidang munaqasyah yang diselenggarakan pada hari **Rabu**, tanggal **23 Agustus 2017 M** yang bertepatan dengan tanggal **01 Dzulhijjah 1438 H** dan dinyatakan telah dapat diterima sebagai salah satu syarat untuk memperoleh gelar Sarjana Pendidikan (S.Pd.) pada Fakultas Tarbiyah dan Keguruan, Jurusan Pendidikan Bahasa Inggris dengan beberapa perbaikan.


Samata – Gowa, 23 Agustus 2017 M  
01 Dzulhijjah 1438 H

### DEWAN PENGUJI (SK. Dekan No. 1704 Tahun 2017)

Ketua : Dr. Kamsinah, M.Pd.I.  
Sekretaris : Dr. Sitti Aisyah Chalik, S. Ag., M. Pd.  
Munaqisy I : Dr. Muhammad Yaumi, M. Hum , M. A.  
Munaqisy II : Sitti Nurpahmi, S.Pd., M.Pd.  
Pembimbing I : Dr. Hj. Mardiana, M.Hum.  
Pembimbing II : Muh. Rasydi Rasyid, S.Ag., M.Ag., M.Ed.

(.....)  
(.....)  
(.....)  
(.....)  
(.....)  
(.....)

Diketahui oleh:  
Dekan Fakultas Tarbiyah dan Keguruan  
UIN Alauddin Makassar, M



*Amri*  
Dr. H. Muhammad Amri, Lc., M.Ag.  
NIP. 19730120 200312 1 001

## PERSETUJUAN PEMBIMBING

Pembimbing penulisan skripsi saudara, **Hermita**, NIM:20400112090, Mahasiswi Jurusan Pendidikan Bahasa Inggris pada Fakultas Tarbiyah dan Keguruan UIN Alauddin Makassar, setelah dengan seksama meneliti dan mengoreksi skripsi yang bersangkutan dengan judul **“Using Team Word-Webbing to increase Students’ Reading Comprehension at First Grade of SMA Negeri 14 Makassar”** memandang bahwa skripsi tersebut telah memenuhi syarat-syarat ilmiah dan dapat disetujui untuk diajukan ke sidang munaqasyah.


Demikian persetujuan ini diberikan untuk proses selanjutnya.

Gowa, 01 Agustus 2017

Pembimbing I

Pembimbing II

  
Dr. Hj. Mardiana, M.Hum. Muh.  
NIP.19690815 199403 2 001

  
Rusydi Rasyid, S.Ag., M.Ag., M.Ed.  
NIP. 19721208 199803 1 003

## ACKNOWLEDGEMENT

بِسْمِ اللَّهِ الرَّحْمَنِ الرَّحِيمِ

*Alhamdulillah Rabbil Alamin*, the researcher would like to express her deepest gratitude to the Almighty Allah SWT. who has been giving mercy, blessing, inspiration, and good health all the time to conduct the writing thesis. Also the researcher does not forget to send great respect to the prophet, Muhammad SAW. Peace be upon him, who has guided the human being from the worst to the peace or from bad condition to the better life.

During the writing of the thesis, the researcher received much assistance from a number of people, for their valuable guidance, correction, suggestion, advice and golden support. Without them, the writing of this thesis would never be possibly completed. Therefore, the researcher would like to express the greatest thanks and appreciations for those people, they are:

1. The researcher's beloved parents, Abdul Kadir and Jumriah who always love, pray, motivate, and support for the researcher's success.
2. The researcher's beloved sisters Risyanti and Nur Maghfira who always gives motivation and support her.
3. Prof. Dr. Musafir Pababbari, M. Si, the Rector of Islamic State University of Alauddin Makassar for his advice during her studied at the university.
4. Dr. H. Muhammad Amri, Lc.,M.Ag., the Dean of Tarbiyah and Teaching Science Faculty for advice and motivation.

5. Dr. Kamsinah, M.Pd.I., and Sitti Nurpahmi, S.Pd., M.Pd., the Head and the Secretary of English Education Department of Tarbiyah and Teaching Science Faculty of Alauddin State Islamic University (UIN) Makassar who have helped, guided, and supported the researcher.
6. The most profound thanks goes to the all lecturers of English Department and all staffs of Tarbiyah and Teaching Science Faculty for their help, support, and guidance during the researcher has been studying at Alauddin State Islamic University (UIN) of Makassar especially for Dr. Hj. Mardiana, M.Hum. as the first consultant and Muh. Rusydi Rasyid, S.Ag., M.Ag., M.Ed. as the second consultant who give the researcher guidance, correction and overall support since the preliminary stage of manuscript until the completion of this thesis.
7. Dr. Muhammad Yaumi, M.Hum., M.A. and Sitti Nurpahmi, S.Pd., M.Pd., as researcher's first the examiner and the second examiner. A profound thanks researcher addresses to them for their guidance, supports, suggestions and advice during writing this thesis.
8. The Researcher would like to thank to close friend Ummi kalsum, A. Mustainnah, Yulia Udin safitri S.pd , Hilda safitri, intaniya fathanty lukman S.pd, and Nurhanifa who always beside her, nice sharing for anything and support to finishing this research.

9. The researcher's beloved friends in PBI 5-6 2012, for all their support, and motivation to fight obstacles during the study together in UIN Alauddin Makassar.
10. The Headmaster of SMA Negeri 14 Makassar and English teacher who have given opportunity to conduct this research in the school.
11. All of the students at the second grade of SMA Negeri 14 Makassar especially in class X.MIA.5 and X.IIS 3, thanks for your participation and support in the research, so the researcher can finish this thesis.
12. All people who help and those whom the researcher cannot mention one by one.

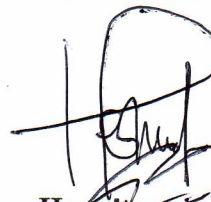
The researcher realizes that the writing of this thesis is far from the perfectness. Remaining errors are the researcher's own. Therefore, constructive criticism and suggestions will be highly appreciated.

Finally, willingly the researcher prays, May all our efforts are blessed by Allah SWT. Amin.

UNIVERSITAS ISLAM NEGERI  
**ALAUDDIN**  
M A K A S S A R

Makassar, 01 Agustus 2017

The Researcher



Hermita

NIM. 20400112090

## LIST OF CONTENT

TITLE PAGE .....	i
PENYATAAN KEASLIAN SKRIPSI.....	ii
PENGESAHAN SKRIPSI.....	iii
PERSETUJUAN PEMBIMBING.....	iv
ACKNOWLEDGEMENT .....	v
LIST OF CONTENT .....	viii
LIST OF TABLES .....	x
LIST OF APPENDICES.....	xi
ABSTRACT.....	xii
<b>CHAPTER I INTRODUCTION.....</b>	<b>1</b>
A. Background .....	1
B. Research Problem.....	6
C. Research Objectives .....	7
D. Research Significance .....	7
E. Research Scope .....	8
F. Operational Definition of Terms .....	8
<b>CHAPTER II REVIEW OF RELATED LITERATURE.....</b>	<b>10</b>
A. Some Previous Research Finding.....	10
B. Some Partinent Ideas.....	13
1) Reading comprehension .....	13
2) Team word webbing .....	14
C. Theoretical Framework .....	18
D. Hypothesis .....	19
<b>CHAPTER III RESEARCH METHOD.....</b>	<b>20</b>
A. Research Method.....	20
1. Research Design .....	20
2. Research Variables .....	21
B. Population and Sample .....	21
1. Population .....	21
2. Sample .....	22
C. Research Instrument .....	22



D. Data Collection Procedure.....	23
E. Data Analysis Technique.....	27
<b>CHAPTER IV FINDING AND DISCUSSION.....</b>	<b>31</b>
A. Findings.....	31
B. Discussion .....	38
<b>CHAPTER V CONCLUSSION AND SUGGESTION.....</b>	<b>41</b>
A. Conclusion.....	41
B. Suggestion.....	42
<b>BIBLIOGRAPHIES .....</b>	<b>43</b>
<b>APPENDICES</b>	
<b>CURRICULUM VITAE</b>	



UNIVERSITAS ISLAM NEGERI  
**ALAUDDIN**  
 M A K A S S A R

## LIST OF TABLES

1. The rate percentage of students' score in pre-test..... 30
2. The rate percentage of students' score in post-test..... 32
3. The mean score and standard deviation ..... 34
4. The result of t-test calculation .....36



## LIST OF APPENDICES

Appendix I	Lesson Plan
Appendix II	Instrument of Pre-test
Appendix III	Instrument of Post -test
Appendix IV	The Classification of the Students' Pre-test in Controlled Class
Appendix V	The Classification of the Students' Post-test in Controlled Class
Appendix VI	The Classification of the Students' Pre-test in Experimental Class
Appendix VII	The Classification of the Students' Post-test in Experimental Class
Appendix VIII	The Raw Score of the Students' Pre-Test and Post-Test in Experimental Class
Appendix IX	The Raw Score of the Students' Pre-Test and Post-Test in Control Class
Appendix X	The Mean Score
Appendix XI	The Standard Deviation
Appendix XII	The Significant Difference
Appendix XIII	The Distribution of T-table
Appendix XIV	Documentation

## ABSTRACT

**Title** :Using Team Word-Webbing To Increase Students' Reading Comprehension At First Grade Of Sma Negeri 14 Makassar

**Researcher** : Hermita

**Reg. Number** : 20400112090

**Consultant I** : Dr. Hj. Mardiana, M.Hum.

**Consultant II** : Muh. Rusydi Rasyid, S.Ag.,M.Ag., M.Ed

---

The main objective of this study is to find out the increase of students ability in reading comprehension that taught by using This team word-webbing method. This research was conducted at SMA Negeri 14 Makassar. in Academic Year 2017/2018. In this research, the populations were 180 students of first grade. the sample was chosen by using purposive sampling technique. There were 30 students in Class X.MIA.5 and 30 students in Class X.IIS 3. The total samples were 60 students.

Quasi-experimental method was applied in this research with two group pre-test and post-test design. Class X.MIA.5 was chosen as experimental class that taught by using Team Word-webbing method, and Class X.IIS 3 was chosen as control class that taught by using Conventional method. The instrument used to collect data was reading test.

The result of the research showed that the first grade students of SMA Negeri 14 Makassar had "Fair" score on pre-test with the mean score 77. After giving treatment the students got improvement, the got "very good" score with the mean score 89.73. The result of the data analysis indicated that there was a significant improvement in the students' reading ability after being taught using Team Word-webbing method. It was proved by the result of the statistical analysis of the level significance  $P=0.05$  with degree of freedom (df)=58 indicated that the t-test values of the students' reading (4,344) was higher than t-table value (2.000).

Based on the result of this research, the researcher suggest that the using Team Word-webbing method is effective to increase the students' reading, especially in reading comprehension because it can help students to be more reliant on their own ability to think, to seek information to other source and to learn for other students. Team word webbing method applied for any other language item or skill as well, such as for, vocabulary, writing and speaking class especially in English learning class.

## CHAPTER I

### INTRODUCTION

#### A. *Background*

Education is conscious effort to develop the potential of human resources through teaching activities. The purpose of education is to improve the human morality, intelligence and learning that can develop their potential that can be realized in society life. In Islam, Islamic education became one aspect of teaching Islam which is based on Al-Qur'an and Hadith of the Prophet Muhammad. In Islamic education, Al-Quran is the main source of guidance for Muslims. There are many verses in the Quran that contain about materials of Islamic education and also the values that relating to education. One of them is as ordered by Allah Swt in the QS/96:1-5 Al Alaq

أَقْرَأْ بِاسْمِ رَبِّكَ الَّذِي خَلَقَ ۝ خَلَقَ الْإِنْسَانَ مِنْ عَلَقٍ ۝ اقْرَأْ وَرَبُّكَ الْأَكْرَمُ ۝ الَّذِي عَلَّمَ بِالْقَلَمِ ۝  
UNIVERSITAS ISLAM NEGERI  
ALAUDDIN  
M A K A S S A R  
عَلَّمَ الْإِنْسَانَ مَا لَمْ يَعْلَمْ

Meaning:

Read! In the Name of your Lord, Who has created (all that exists), Has created man from a clot (a piece of thick coagulated blood). Read! And your Lord is the Most

Generous, Who has taught (the writing) by the pen [the first person to write was Prophet Idrees (Enoch)], Has taught man that which he knew not

The verse above explains that the meaning of Iqra 'first in the Surah is how to read, that is how we read the Qur'an properly and correctly, and can finish reading the Qur'an. "Although it does not know the meaning, but it can be rewarded. Second is how to learn, which means about how to deepen the Qur'an by knowing its meaning, its interpretation. The third is how to understand, that is how we live the book of God. The fourth or the last is how to expose the veils in the Qur'an. So, Iqra 'Alquran has been perfected by Iqra' the fourth.

Teaching and Learning is a process the opportunity given to the students to make a change and obtained from an experienced teacher. The concept of Teaching is to involve teachers as a source of knowledge and students as learners. Teaching is an activity that conducted by the teacher to give explanation in learning process to the students. Some teaching activities that have been designed based on the curriculum and the system. The concept of Learning is a process whereby a person acquires knowledge and skills. According to Gagne learning is a change in behavior or skill someone who can be conserved, excluding changes resulting growth process.<sup>1</sup>

The main purpose of teaching and learning is focused on achieving skills. Skill achievement of the purpose is the achievement of learning such as English

---

<sup>1</sup> Robert Gagne, *The condition of learning* (New York : Holt, Rinehart, and Winston, 1970), p.339

learning. There are four skills that must be mastered in learning English: listening, speaking, writing, and reading. All that language skills are also supported by other language elements such as vocabulary, grammar, and pronunciation. One of the four language skills above is reading.

Reading is one skill in language learning. Reading is not only learning to read but also to understand the meaning of every sentence contained in the reading text. Usually there are implicit and explicit meanings in reading text, so that someone is difficult to understand the meaning of the sentence for that one must know the important things in the process of reading through reading comprehension. Nuttall said that reading is an activity that essentially concerned with the transfer of meaning from mind to mind, a message from a writer to a reader.<sup>2</sup> Reading needs comprehension to understand the context and get the new information of the text.

The reading process consists of reading aloud, silent reading and intensive reading as well as some types of reading are commonly made by many people as particularly at students in language learning in the classroom, but the process is carried out has the same goal which is to obtain information from the text people read. Giving understanding and comprehend in reading for students is very important. Because this case helps students understand and comprehend a reading. Solving problem in reading comprehension needs an interesting method or strategy.

---

<sup>2</sup> Nuttall C, *Teaching reading skills in foreign language. second edition* (Oxford : Heinemann, 1996), p. 142

The ability to read is always present in every theme of learning. It shows the importance of mastering reading skills as the ability to read is one of the standard language and literature in Indonesia that must be achieved in every level of education, including at the high school level. Reading skill becomes the main basic for language teaching and teaching of other subjects. In this case the reading comprehension is one aspect of language skills that must be mastered by senior high school students, especially in the advanced class. Through these activities, students can obtain a variety of information actively receptive. By having a high reading comprehension, students can obtain a variety of information in a relatively short time.

The ultimate purpose of reading is to understand the content of reading, but the fact that not all students can achieve these goals. Many students can read fluently a reading material but cannot understand the contents. This shows that the students' skill in reading comprehension is low. Low abilities students in reading comprehension caused by several factors. These factors, among others, models and methods applied by teacher in learning activities are still conventional, lack of student motivation in learning to read and follow the low interest in reading students. In teaching reading comprehension, usually students are given reading material and then each of them are asked to read followed by answering questions related to the content of reading text. In this case the teacher just tell students to read on their own without the guidance of a teacher, sometimes even teachers



themselves do not follow reading. So that students are less motivated when told to read by them, do not mean it and just glance over. As a result, students do not understand the contents of the reading.

Reading comprehension is a process to recognize or identify text, then recalls the contents of the text. Reading comprehension can also be meant as an activity to make a sequence of descriptions or organizing body of the text, can be evaluated as well as to respond to what is expressed or implied in the text. According to Kahayanto understanding pay attention to the written text with the intent to understand its contents.<sup>3</sup>

Based on observation from SMAN 14 Makassar, there were some problems in reading comprehension. The problems were; first, the students were lazy to read. Second, the students had limited vocabulary and then the students were difficult to understand the reading text. Third, the students were getting bore to read a text because reading material was not interesting. According to Smith, students may have difficulty with reading comprehension because they do not understand what reading is.<sup>4</sup>

Dealing with these problems, the researcher is trying to use Team Word-Webbing method so that all students prepare themselves to read, and they can

---

<sup>3</sup>Kahayanto , “a comparative study on studebts’ achievement In reading of the education study program of palangkaraya university who entered through PSB and SPMB” , *A Thesis* (Palangkaraya: The Faculty of teacher and education University of Palangka raya.2005), Unpublished thesis.

<sup>4</sup>Smith Frank, *Reading* (Cambridge: university press, 1985), p. 233

participate. In addition, the teachers are needed to assist students' achieve their reading competence in order to make their excellence from conversion.

Using the team word webbing method can help to increase the reading comprehension of students. According to Jeanne M Stone, team word webbing (clustering or semantic mapping) is powerful tool in concept development and information ex-change.<sup>5</sup> This method is always used by four or five students to write simultaneously on a large piece of paper or on the board, providing main concepts, supporting elements, and bridges representing the relationship between ideas in a concept.<sup>6</sup> Therefore, the researchers examined how to increase the students' reading comprehension by using team word webbing method.

### **B. Research Problem**

Based on the previous background, the problems of the research are:

1. How does the use of Team Word Webbing increase students' reading comprehension at the First Grade of SMA Negeri 14 Makassar?
2. Is the use of Team Word Webbing effective to increase students' reading comprehension at the First Grade of SMA Negeri 14 Makassar?

---

<sup>5</sup> Jeanne M Stone, *Cooperative Learning Reading Activities* (Australia: Hawker Brownlow Education, 2007), page 166

<sup>6</sup> Wiesendanger, Katherine D. and Lois bader , *Reading Horizons* (Michigan: western Michigan University, 1992), p.409

### **C. *Research Objective***

The objectives of the research are formulated according to the problem statement above, as follows:

1. To described how the use of Team Word Webbing can increase students' reading comprehension achievement at the First Grade of SMA Negeri 14 Makassar.
2. To prove the effectiveness of using Team Word-Webbing in increasing students' reading comprehension.

### **D. *Research Significance***

General research results are expected to be beneficial both theoretical and practically elaborated in use team word-webbing method and give useful to contribution as follows:

1. Theoretical significance

This research is expected to be a valuable information and contribution for teaching and learning English. Team word-webbing is one of a good method to use in teaching reading in the classroom.

2. Practical significance

- a. Significance for students

- 1) By using team word webbing, the students helped to increase reading ability especially reading comprehension.
- 2) By using team word webbing, the students helped to add vocabulary and find new words to develop the read.

b. Significance for teacher

The teacher can use this method to reference study, and can develop this method with use group reading makes students think-aloud.

c. Significance for next researcher

The next researcher can use this method to increase reading comprehension and the next researcher using this method for evaluate for themselves.

**E. *Research Scope***

The scope of the research focused on the use of Team Word Webbing to increase students' reading comprehension at the First Grade of SMA Negeri 14 Makassar.

**F. *Operational Definition of Term***

1. Increasing students' reading comprehension

Increasing students' reading comprehension in this study means that the student identify main idea, the structure of a text in terms of how the parts relate to one another, understanding the meaning of individual words and sentences, understanding the meaning of paragraphs and larger bodies of text distinguishing

between minor and major points, summarizing a passage, and drawing conclusions from the information provided.

## 2. Reading comprehension

Reading Comprehension is an understanding, evaluating, and utilizing of information and ideas gained through the interaction between the author and the reader.

## 3. Using team word-webbing

Using team word-webbing in this research is an applying method which students write the main topic in the center of the paper in a rectangle. The team members' Round Table add core concepts in ovals around the main topic. Then the team has a free-for-all adding details and making bridges between ideas background knowledge, summarize main points, or to check if students have the connections between ideas that you are seeking.

UNIVERSITAS ISLAM NEGERI

ALAUDDIN

M A K A S S A R

## CHAPTER II

### REVIEW OF RELATED LITERATURE

#### A. *Literature Review*

##### 1. *Previous Related Research Findings*

There are some previous findings of some researchers that have relation to this research such as follows:

- a. After conducting on research *The Effectiveness of using Team Word-Webbing to Increase Students' Reading Comprehension in News Item Text* (An Experimental Study at the tenth grade of MA Darul Amanah in the academic year of 2010/2011), Muhammad Mufti Haris (2011) has proved that team word-webbing method was an effective way to improve the subjects' achievement in news item text reading comprehension because the subjects were motivated to study and to read a news item text. It was showed by the increasing of the mean score of the subjects' news items texts at reading comprehension in every test which had been administered during the research.<sup>6</sup>
- b. Dwi Wiranti (2015), she has researched that *Improving Students' Reading Skill By Using Team Word Webbing Method At The Eighth Grade Students of MTs Muhammadiyah 3 Yanggong Jenagan Ponorogo in Academic Year Of 2014/ 2015*, using this method as alternative to teaching in classroom and she has proved

---

<sup>6</sup> Muhammad Mufti Haris "The Effectiveness of using Team Word-Webbing to Increase Students' Reading Comprehension in News Item Text (An Experimental Study at the tenth grade of MA Darul Amanah in the academic year of 2010/2011)", *A Thesis* (Semarang: Education Faculty Walisongo State Institute for Islamic studies,2011), p. 65

that this method can be use in reading ability especially in reading comprehension.<sup>7</sup>

- c. Anteng Ria. A (2007) “*The Teaching of Reading Comprehension by Using a Small Group Discussion at 1st Year Students of SMP 1 Wanadadi in The Academic Year of 2006/2007*”.In her research, she has received results that A Small Group Discussion was effective in Teaching Reading Comprehension.She concludes that the student’s reading comprehension is developed and maintained their skill in teaching learning process of reading. The similarity between her researches with the writer’s research is in Reading skill. But there are differences those are participant, method in Teaching Reading.<sup>8</sup>
- d. In this research, the writer summarizes the relevant previous researches to prove the originality of the research. The first research has been conducted by Indah Permata (2010). In her thesis: “The Use of Webbing Technique for Teaching Vocabulary” (a case study of 5th Grade students of SDN Karang Rejo Kesesi academic Year 2009/2010). She concludes that the students can improve their vocabulary especially in English Language. She also states that webbing can be the good technique in teaching vocabulary. There was a similarity between her

---

<sup>7</sup> Dwi wiranti “Improving Students’ Reading Skill By Using Team Word Webbing Method At The Eighth Grade Students of MTs Muhammadiyah 3Yanggong Jenagan Ponorogo” ,*A Thesis* (Ponogoro: English Education Department Teacher Training And Education Faculty Muhammadiyah University Of Ponorogo, 2015). P. 6

<sup>8</sup> Anteng Ria A “The Teaching of Reading Comprehension by Using a small Group Discussion at 1st Year Students of SMP 1 Wanadadi in The Academic Year of 2006/2007 A Thesis (Semarang: English Department and education Faculty UNNES, 2007), Unpublished Thesis

research and the writer's research. The similarity is that she used webbing in her techniques. But there are differences between her researches with the writer's research; those are participant, grade of students, teaching skill.<sup>9</sup>

- e. Irma Agustini and Yunita Agnes Sianipar (2012) conducted the research of "Improving Students' Vocabulary Achievement Through Word Webbing Technique", the mean of students' score cycle (80) was higher than first cycle (67, 75). Therefore, Word Webbing Technique significantly improves students' achievement in vocabulary in Smpn 4 Takengon, Aceh Tengah. This researcher (Irma Agustini and Yunita Agnes Sianipar) chose an action research because according them, this research appropriated with their method. The result of their method was success because when researchers compared all the results of the scores of each meeting that as a result improve their scores.<sup>10</sup>

To compare with this research, by looking at those previous research findings above, the researcher could say that Team Word-Webbing method can increase and effective to using in the class because other research only use in Senior high school at class 2 or 3. It is not just a compared in class but in skill, the other research

---

<sup>9</sup> Indah Permata, " *The Use of Webbing Technique for Teaching Vocabulary ( a case study of 5th Grade students of SDN Karang Rejo Kesesi academic Year 2009/2010*", A Thesis (Semarang: English Department and Education Faculty IKIP, 2010), Unpublished thesis.

<sup>10</sup> Irma Agustini and Yunita Agnes Sianipar, "Improving Students' Vocabulary Achievement Through Word Webbing Technique in Smpn 4 Takengon", A Thesis (Diponogoro: Universitas muhammadiyah, 2012), p.10



almost use this method in writing skill and vocabulary. This research try to find out other skills and this research will use reading skill and comprehend.

## ***2. Some Pertinent Ideas***

### **a) The Concept of Reading Comprehension**

Before dealing with the definition of reading comprehension, it is necessary to define the word reading and comprehension. According to Hornby that reading is the act of one who reads knowledge of books the ways in which something is interpreted, while comprehension is the act of understanding, the ability of the mind to understand.<sup>11</sup>

In reading comprehension, there are several Level of Comprehension; According to Alderson divided comprehension into three levels:

#### 1) Reading the lines (literal reading)

At this level, a reader is expected to understand what the author says. In other words, in reading the lines, a readers tries to recall what the author explicitly states in his writing. It refers to what is actually stated in the text.

#### 2) Reading between the lines (interpretive reading)

This level is higher and difficult than reading the lines. At this level, a reader demanded to comprehend the author's ideas, not just what the author's says. When a

---

<sup>11</sup> Hornby, A.S. *The Advance Learners' Dictionary of Current English (Nineteenth Impression)*, (New York: oxford university press, 1974), p. 366

reader understands the lines he then tries to make the interpretation between the lines. It refers to what is implied or meant, rather than what is actually stated

#### 1) Reading beyond the lines (applied reading)

This level is the highest level. A reader at this level is drawing inferences and making generalization of what he has read. In this level we are analyzing and synthesizing information and applying it to the other information.<sup>12</sup>

#### b) The Concept of Team Word-Webbing

##### 1. Definition of Team Word-Webbing

Team word webbing (clustering or semantic mapping) is powerful tool in concept development and information ex-change. According to Jeanne M. Stone, Team word webbing is a technique in teaching reading.<sup>13</sup> Technique is the specific activities manifested in the classroom that were consistent with a method and therefore are in harmony with an approach as well. In other term, technique is any of wide variety of exercises, activities, or tasks used in the language classroom for realizing lesson objectives.<sup>14</sup> This technique can be effective way for the class to stay focused and keep together.

Team word-webbing as technique means the way to help teachers and learners in teaching learning. Techniques can be strategies and tactics used by

---

<sup>12</sup> Alderson J Charles, *Reading in foreign language* ( Lancaster: department linguistic university of Lancaster, 1969), p. 24

<sup>13</sup> Jeanne M Stone, *Cooperative Learning Reading Activities* (Australia: Hawker Brownlow Education, 2007), page 166

<sup>14</sup> H. Douglas Brown, *Teaching by Principles An Interactive Approach to Language Pedagogy*, (New York: Pearson Education), 2<sup>nd</sup> Ed., p. 14

teacher and learner when the method is being used. The best technique in teaching learning can support in achieving the goal of teaching learning. Factually to achieve the goal of teaching learning, teachers and learners need techniques. So we can join based on the definition of team word webbing and technique.

## 2. Team word webbing in reading skill

Some reading experts stated that webbing strategy is one of reading comprehension strategies that can help students comprehend the text by constructing meaning. According to Starko that word webbing is often used to organize such idea and information on a topic.<sup>15</sup>

In addition, according to Cooper that word-webbing method should be used when students are just beginning to learn to construct meaning and can formulate their own purposes or pre-questions or when the text is extremely difficult. Usually, the teacher should combine pre questions and purpose statement with other strategies, such as discussion or brainstorming, to activate prior knowledge.<sup>16</sup> The reading experts have some kinds of steps in teaching reading comprehension through webbing strategy.

According to Gunning, readers should follow six stages in teaching reading comprehension through webbing strategy.<sup>17</sup> In addition, according to Denton

---

<sup>15</sup> Starko, *Creativity in the Classroom. fourth edition* (New York: Routledge, 2010), p.187

<sup>16</sup> Cooper, *Classroom teaching skills* (Boston: Houghton Mifflin company, 2001), p.128

<sup>17</sup> Gunning. T .G, *Assessing and Correcting Reading and Witing difficulties* ( Boston: Allyn & Bacon, 2010), p. 1

suggest the teacher to implement the procedures of word webbing method in helping students to do comprehending on reading stages. These reading stages are:

- (1) Pre-reading that includes activities as showing the word webbing method to students and discuss students' prior knowledge, using the word webbing method as a tool to preview the chapter or text, and asking students to make predictions about the text based on the graphic organizer or ovals. Therefore, in the pre-reading, the activities are focused on the students' vocabulary and background or prior knowledge through questioning and some ovals or webbing;
- (2) During-reading that includes activities as having students fill in important information as they read the text, and conforming and or modify students' predictions about the text. In this stage, the activities are focused on grasping and extracting the topics, explicit and implicit information;
- (3) Post-reading that includes activities as having students write a summary of the chapter or text using the webbing strategy as a guide, having students use the webbing strategy to present the content orally to a peer, tutor, or mentor, and having students write guide or test questions based on the team word webbing method.<sup>18</sup>

Additionally, according to McDonald & Hershman that process that in team word webbing method, the students draw a circle in the middle of their paper and

---

<sup>18</sup> Denton, *Effective Instruction for middle school students with reading difficulties* (Dallas: the university of texas,2007).p.115

write the title of the book in it. Then they draw other circles off the main one for each chapter and write the main idea for one chapter in each of the smaller circles. A web can also be used to break down a textbook chapter by putting the chapter title in the middle and then having main ideas sprouting off the circle in the middle could be shaped and the main ideas could all be shooting off.<sup>19</sup>

### 3. Advantages of Team Word-webbing

Team word webbing has advantages in teaching learning. The general advantage of team word webbing is to motivate students and to make students interacting with other students because students has to work together doing activities. Team word webbing has several advantages.<sup>20</sup>

### 4. Disadvantages of Team Word-webbing

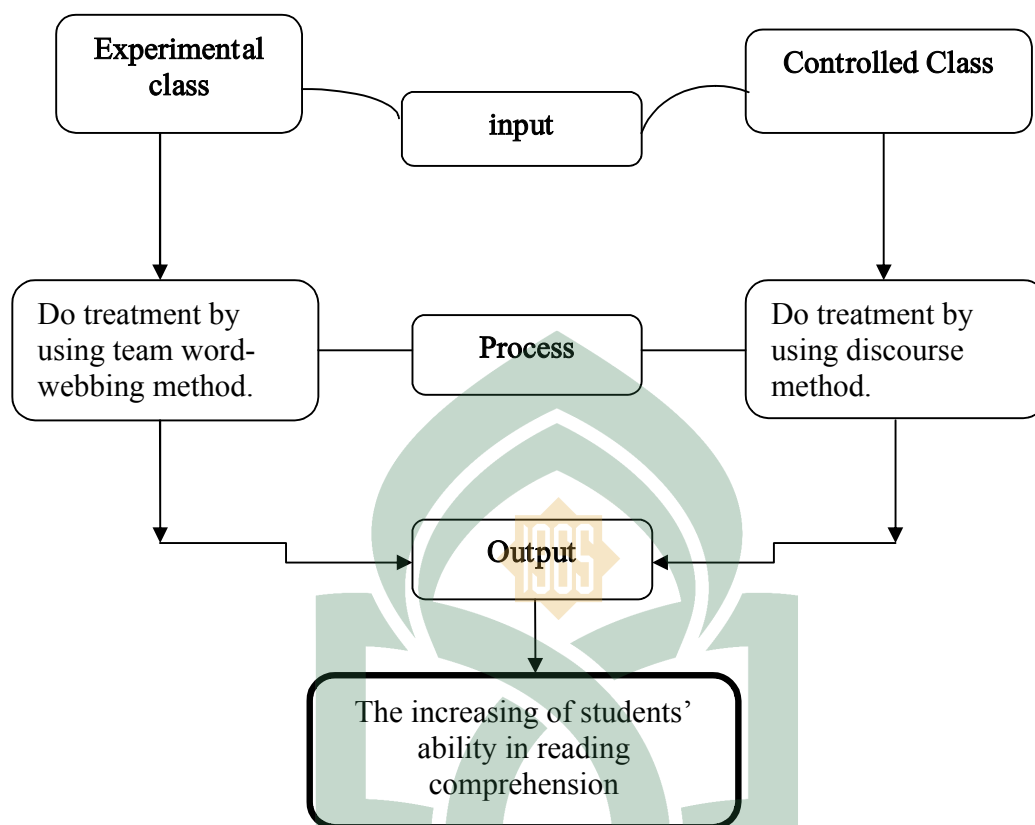
Team word- webbing method has disadvantages in learning English. Team word webbing method is monoton. In team word-webbing method, sometimes not all students can be participant to work a task.<sup>21</sup>

<sup>19</sup> McDonald & Hershman, *Classrom that spark!*. (san Fransisco: Jossey Bass, 2010), p. 239

<sup>20</sup> Muhammad Mufti Haris “The Effectiveness of using Team Word-Webbing to Increase Students’ Reading Comprehension in News Item Text (An Experimental Study at the tenth grade of MA Darul Amanah in the academic year of 2010/2011)”, *A Thesis* (Semarang: Education Faculty Walisongo State Institute for Islamic studies,2011), p. 11

<sup>21</sup> Muhammad Mufti Haris “The Effectiveness of using Team Word-Webbing to Increase Students’ Reading Comprehension in News Item Text (An Experimental Study at the tenth grade of MA Darul Amanah in the academic year of 2010/2011)”, *A Thesis* (Semarang: Education Faculty Walisongo State Institute for Islamic studies,2011), p. 11

## B. THEORITICAL FRAMEWORK



The previous diagram describe about the process of learning and teaching in the class. In experimental class, the researcher implemented reading material with using Team Word-Webbing to the students. Meanwhile, in control class the student was taught by using discourse method. This discourse method is also known as traditional method. It is the most common teaching behavior found in schools worldwide that the teacher usually used to teach the students in the class. In the last, the result of the test by using Team Word-Webbing method and without using Team Word-Webbing method is shown the output of the students. The output refers to the

students' achievement in increase students' reading comprehension after got treatment from researcher.

### C. Hypothesis

The hypothesis of the research as formulation as follow:

Based on the research focus, the researcher put forward the hypothesis, namely:

- 1) Null Hypothesis ( $H_0$ ) : Teaching reading by using Team Word-Webbing cannot increase the students' English reading comprehension.
- 2) Alternative Hypothesis ( $H_1$ ): Teaching reading by using Team Word-Webbing can increase the students' English reading comprehension.



### CHAPTER III

#### RESEARCH METHOD

##### *A. Research Method*

###### 1. Research design

This research used quasi experimental design in which two groups of students involved. They are experimental and controlled groups. The pretest administered before the treatment and the posttest was doing after the treatment to measure the treatment effect. Therefore the control group were do pre-test and post-test only with conventional method in the class.

The research design presented as follow:<sup>21</sup>

Experimental	:	O1	X	O2
Control Group	:	O3		O4

Notes:

O<sub>1</sub> = pre-test for experimental group

O<sub>2</sub> = post-test for experimental group

O<sub>3</sub> = pre-test for control group

O<sub>4</sub> = post-test for control group

X = treatment

---

<sup>21</sup> Prof. Dr. Sugiyono. *Metode Penelitian Pendidikan: Pendekatan Kuantitatif, Kualitatif, dan R&D.* (Bandung: Alfabeta, 2011), P. 14



## 2. Research variable

The kinds of variable that correlated with the research design consist of two variables: independent and dependent variable:

### a. Independent variable

Independent variable is a variable that influenced another variable to achieve what is expected by researcher. In this research, the independent variable is the use of Team Word-Webbing method.

### b. Dependent variable

Dependent variable is the result that expected through implement of the independent variable. The dependent variable that observed in this research is students' reading comprehension.

## ***B. Population and Sample***

### 1. Population

According to Arikunto the population is the whole of research subject, where as sample is a part of population.<sup>23</sup> The population of this research was the first grade students' of SMA Negeri14 Makassar. There were six classes of this school; they were X.1, X.2, X.3, X.4, X.5, and X.6 which consist about 30 students each class. The total number of population was about 180 students.

---

<sup>23</sup> Suharsimi Arikunto, *Prosedur Penelitian* (15<sup>th</sup> Ed; Jakarta: Rineka Cipta, 2013), p. 177.

## 2. Sample

According to Muhammad Arif Tiro, Sample is a number of members which is taken from population. He continues that amount of sample is a given by the number of data or observation in sample itself.<sup>24</sup> Thus, the researcher used non probability sampling technique, also called deliberate sampling or purposive sampling as the approach.

The researcher used two classes as experimental and controlled class of the register classes of X SMA Negeri 14 Makassar as the sample of the research because before this the researcher took subject in senior high school. The number of respondents chosen as the sample was about 30 students, from X .MIA.5 as experimental class. The number of male in class experimental X.MIA.5 is 12 male and the number of female in class experimental X.MIA.5 is 18 female. The number of class X.IIS.3 is 30 students from X.IIS 3 as control class. The number of male in control class X.IIS.3 is 20 male. The number of female in control class X.IIS.3 is 10 female. The total number of both classes is is 32 male. The total number of both classes is 20 female

### ***C. Research Instrument***

The instrument used in this research was test. The test conducted in pre-test and post-test (competence test). The test was multiple choices, true and false, fill in the

---

<sup>24</sup> Muhammad arif tiro , *Dasar dasar Statistika* (Makassar: andira publisher, 2011), p. 3-4

blank consist of 35 numbers. For pre-test, the researchers gave the students a reading text and answer the questions based on the text.

#### ***D. Data Collection Procedure***

The procedure of collecting data described as follows:

##### *1. The experimental class*

###### *a. Pre-test*

In the first meeting, the researcher gave pretest to the students before doing the treatment, which aim to know their basic knowledge about reading. Types of the test were multiple choices, true and false, and fill in the blank which consists of 35 questions. The researcher distributed answer sheet to the students in experimental class.

###### *b. Treatment*

After giving the pre-test, the students' got treatment by using team word-webbing method. The treatment was held within four meetings. Before giving treatment, the researcher explained what the students need to do.

The treatment was began on March 13<sup>th</sup>, 2017 and finished on March 30<sup>th</sup>, 2017. The treatment was given in four meetings. Each meeting lasted for 45 minutes. The researcher used "Team Word-webbing method" in teaching reading text to the students.

The steps in teaching reading by using team word-webbing method described as follows;

- (1) The researcher introduced and explained about Team Word-webbing method.
- (2) The researcher gave the students a reading material and asking them to answer the question which prepareby the researcher.
- (3) The researcher decided the students to work in group and asked them to share their thinking each other about the question and answer the question.
- (4) The researcher asked the students to write. The students can be free-for-all adding the word thatcoherence with the topic and what they write. The students can make a relation among one word to another word using bridges. they must focus in their text.
- (5) The researcher corrected the students' answers and gave score. The winner was the group that reached the highest score.

The treatment processes using team word webbing method in teaching reading are adapted from Denton. These stages are:

- (1) Pre-reading includes activities as showing the word webbing method to studentsand discuss students' prior knowledge, using the word webbing method as a tool to preview the chapter or text, and asking students to make predictions about the text based on the graphic organizer or ovals. Therefore, in the pre-reading, the activities are focused on the students' vocabulary and

background or prior knowledge through questioning and some ovals or webbing;

- (2) During-reading includes activities as having students fill in important information as they read the text, and conforming and/or modify students' predictions about the text. In this stage, the activities are focused on grasping and extracting the topics, explicit and implicit information;
- (3) Post-reading includes activities as having students write a summary of the chapter or text using the webbing strategy as a guide, having students use the webbing strategy to present the content orally to a peer, tutor, or mentor, and having students write guide or test questions based on the team word webbing method.<sup>25</sup>

c. Post-test

Post-test gave after treatment to the experimental class which aims to measure whether the use of team word-webbing method test. The post test conducted on March 30<sup>th</sup>, 2017. In post test, the researcher distributed the test which the same as the test in pre- test.

---

<sup>25</sup> Denton, *Effective Instruction for middle school students with reading difficulties* (Dallas: the university of texas,2007), p.115

## *2. The controlled class*

### *a. Pre-test*

In the first meeting, the researcher gave pretest to the students before doing the treatment, which aim to know their basic knowledge about reading. Types of the test were multiple choices, true and false, and fill in the blank which consists of 35 questions. The researcher distributed answer sheet to the students in class X.IIS.3 as control class.

### *b. Treatment*

After giving the pre-test, the students' got treatment by Discourse method. The treatment was held within four meetings. Before giving treatment, the researcher explained what the students need to do.

The treatment was began on March 13<sup>th</sup>, 2017 and finished on March 30<sup>th</sup>, 2017. The treatment was given in four meetings. Each meeting lasted for 45 minutes. The researcher used "Discourse method" in teaching reading text to the students.

The steps in teaching reading by Discourse method described as follows;

- (6) The researcher gave the students a reading material and asking them to answer the question which prepare by the researcher.
- (7) The researcher asked the student to work in individual and think with themself
- (8) The researcher corrected the students' answers and gave score. The winner was the group that reached the highest score.

a. Post-test

Post-test gave after treatment to control class which aims to measure whether the use discourse method.

***E. Data Analysis Technique***

To analyze the data, the researcher applied some steps:

1. Scoring the students' correct answer of pre-test and post test..<sup>26</sup>

$$\text{Total grade} = \frac{\text{Total correct}}{\text{Total items}} \times 100$$

2. Classifying the students' score using the following scale:<sup>27</sup>

Table the students classification score

Scale	Classification
95 to 100	Excellent
85 to 94	Very Good
75 to 84	Good
65 to 74	Fairly Good
55 to 64	Fair

<sup>26</sup> Nurianti HS. *The Effectiveness of Hangman Game in Teaching Vocabulary for Young Learners at Second Grade of SMP Negeri 9 Makassar*. Thesis. (Makassar. Tarbiyah and Teaching Science Faculty of UIN Alauddin. 2015), p 24

<sup>27</sup> Nurianti HS. *The Effectiveness of Hangman Game in Teaching Vocabulary for Young Learners at Second Grade of SMP Negeri 9 Makassar.. A Thesis* (Makassar. Tarbiyah and Teaching Science Faculty of UIN Alauddin. 2015), p 25

45 to 54	Poor
0 to 44	Very Poor

3. Finding out the mean score of the students' answer by using the following formula:<sup>28</sup>

$$\bar{X} = \frac{\sum X}{N}$$

Notation:

$\bar{X}$  : Mean Score

$\sum X$  : The sum of all score

N : The total number of subject<sup>29</sup>

4. out the standard deviation the students' score in pre-test and post-test by calculating the value of the test:<sup>30</sup>

$$SD = \sqrt{\frac{\sum x^2 - \frac{(\sum x)^2}{N}}{N-1}}$$

<sup>28</sup> Syahril. *The Effectiveness of Grouping Words Technique to Enhance Students' Basic Vocabulary at the First Year Students MTs Madani Alauddin Paopao. A Thesis*. Makassar: Tarbiyah and Teaching Science Faculty of UIN Alauddin, 2014), P. 32

<sup>29</sup> L.R Gay, *Educational research: Competencies for Analysis and Applications* (8<sup>th</sup> Ed; United States of America: Pearson Education, 2006), p. 252.

<sup>30</sup> Syahril. *The Effectiveness of Grouping Words Technique to Enhance Students' Basic Vocabulary at the First Year Students MTs Madani Alauddin Paopao. A Thesis*. Makassar: Tarbiyah and Teaching Science Faculty of UIN Alauddin, 2014), P. 32



Where:

$SD$  = Standard deviation

$\sum x$  = The sum of all score

$\sum x^2$  = The sum square of all sore

$N$  = Total number of students

5. To find out the significant differences between the score of pre-test and post-test by using formula:

$$t = \frac{\bar{D}}{\sqrt{\frac{\sum D^2 - \frac{(\sum D)^2}{N}}{N(N-1)}}$$

Where:

$t$  = Test of significance

$\bar{D}$  = The mean score

$\sum D$  = The sum of total score of difference

$D$  = The Square of the sum score of different

$N$  = The total number of students

6. To find out the mean score differences by using the formula: <sup>31</sup>

$$\bar{D} = \frac{\sum D}{N}$$

<sup>31</sup> Nurianti HS. *The Effectiveness of Hangman Game in Teaching Vocabulary for Young Learners at Second Grade of SMP Negeri 9 Makassar.. A Thesis* (Makassar. Tarbiyah and Teaching Science Faculty of UIN Alauddin. 2015), p 25

Where:

$\bar{D}$  = The mean of the differences score

$\sum D$  = The sum of the differences score

$N$  = the total number of students

The formula explained about the significant between the pre-test and the post-test. The aim of the formula was to answer the question of the problem statement, to know whether the Team Word-webbing method to effective or not in reading comprehension at the first grade students of SMA Negeri 14 Makassar.



**CHAPTER IV**  
**FINDING AND DISCUSSION**

**A. Finding**

The finding of this research deals with the students score of pre-test and post-test, the frequency and the rate percentage of the students' score, the means score and standard deviation of pre-test and post-test, the t-test value and the hypothesis testing. The findings are described as follows.

**1. The Classification of the Students' Pre-Test Score in Experiment and Control Class.**

Before the treatment, the researcher conducted the pre-test. The result of the pre-test was acquired to know the students' increase in reading comprehension. All students' result can be seen in the data in *table 1*.

**Table 1**  
**The Rate Percentage of Score Experimental Class in the Pre-Test**

No.	Classification	Score	Frequency	Percentage
1	Excellent	91 – 100	-	-
2	Very Good	81 – 90	6	30%
3	Good	71 – 80	23	65%
4	Fair	61 – 70	1	5%
5	Poor	51 – 60	-	-
6	Very Poor	Less than 50	-	-
<b>TOTAL</b>			30	100%

The *table 1* shows that there was 23 (65%) student classified into good score, there were 6(30%) students classified into very good score, there were 1 (5%)

students classified into fair score, none of students (0%) classified into excellent, poor and very poor score. From the result it can be concluded that the students' to increase reading comprehension achievement on pre- test ranges from good to very poor classification.

**Table 2**  
**The Rate Percentage of Score Control Class in the Pre-Test**

No.	Classification	Score	Frequency	Percentage
1	Excellent	91 – 100	-	-
2	Very Good	81 – 90	-	-
3	Good	71 – 80	3	11%
4	Fair	61 – 70	13	44%
5	Poor	51 – 60	14	45%
6	Very Poor	Less than 50	-	-
<b>TOTAL</b>			<b>30</b>	<b>100%</b>

Table 2 above shows the rate percentage of the score of control class in the pre-test from 30 students. None of students classified into excellent, very poor and very good score. There were 3 (11%) students classified into good score, there were 13 (44%) students classified into fair score, and there were 14 (45%) students classified into poor score. From the result it can be concluded that the students' to increase reading comprehension achievement on pre- test ranges from fair to very poor classification. This indicates that the rate percentage of score control class in the pre-test was low.

Based on the result above, it can be seen that the rate percentage in the post-test was higher than the rate percentage in the pre-test.

2. The Classification of the Students' Post-Test Score in Experimental and Control Class.

**Table 3**  
**The Rate Percentage of Score Experimental Class in the Post-Test**

No.	Classification	Score	Frequency	Percentage
1	Excellent	91 – 100	9	30%
2	Very Good	81 – 90	20	65%
3	Good	71 – 80	1	5%
4	Fair	61 – 70	-	-
5	Poor	51 – 60	-	-
6	Very Poor	Less than 50	-	-
<b>TOTAL</b>			<b>30</b>	<b>100%</b>

After treatment, the researcher conducted the post-test. All students' result could be seen into the data in *table 3*. There were 20 (65%) students classified into very good score, there were 1 (20%) students classified into good score, there were 9 (30%) students classified into excellent score, and none of the students (0%) classified into fair, poor, and very poor score. From the result it can be concluded that the students' to increase reading comprehension achievement on pre- test ranges from good to fair classification.

**Table 4**  
**The Rate Percentage of Score Control Class in the Post-Test**

No.	Classification	Score	Frequency	Percentage
1	Excellent	91 – 100	-	-
2	Very Good	81 – 90	1	5%
3	Good	71 – 80	21	70%
4	Fair	61 – 70	8	25%
5	Poor	51 – 60	-	-
6	Very Poor	Less than 50	-	-
<b>TOTAL</b>			30	100%

While the rate percentage of the score of control class in the post-test from the 30 students as *table 4* above shows, none of the students (0%) was classified into excellent, very poor, and poor score which score more than 91. There were 1 (5%) students classified into very good score, there were 21 (70%) students classified into good score, there were 8 (25%) student classified into fair score. From the result it can be concluded that the students' to increase reading comprehension achievement on pre- test ranges from good to very poor classification.

It can be seen that the rate percentage in the post-test was higher than the rate percentage in the pre-test.

Based on the data above, it means that there increase of students who were taught using Team Word-webbing method and Conventional strategy, but using Team Word-webbing method can be more increasing the students' reading ability in reading comprehension than Conventional strategy. In addition, the researcher can

conclude that using Word-webbing method can help students to overcome their problem in reading comprehension

### 3. The Mean Score and Standard Deviation of the students' Experimental and Control Group

**Table 5**  
The Mean Score and the Standard Deviation of Experimental and Control Group of the Students' Pre-test and Post-test.

Types	Mean Score		Standard Deviation	
	Pre-test	Post-test	Pre-test	Post-test
<b>Experimental</b>	77	89.73	5.04	5.13
<b>Control</b>	62.76	72.6	4.72	4.61

After calculating the results of the students' pre-test and post-test from the experimental group and the control group, the mean score and standard deviation of their scores presented in *table 5*. The mean score of the students' pre-test of experimental group which shown from the table was 77 with standard deviation was 5.04. The mean score of the students' pre-test of control group which shown from the table was 62.76. with standard deviation were 4.72.

The mean score of the students' post-test of the experimental group which shown from the table was 89.73 with standard deviation was 5.13. The mean score of students' post-test of control group which shown from the table was 72.6. With standard deviation were 4.61. It revealed that the mean score and standard deviation

of pre-test and post-test of experiment group and control group were different which obtained from the students.

Based on the data above, the results achieved from both tests, the pre-test and the post-test, were different. The students' ability of experimental group in mastering reading comprehension was higher than the control group. Based on the result above, the researcher has considered Team Word-webbing method could be one of the effective ways to enhance the students' reading ability. It based on the mean score of experimental group's post-test was higher than control group.

#### **4. Hypothesis Testing the Difference Significant Between the Experimental and Control Group**

Although, the mean score increased after treatment but the hypothesis in Chapter II p. 20 must be tasted again with the statistical calculation. The statements of the hypothesis are:

(Ho) : The using of Team Word-webbing method is not effective to increase students' reading comprehension at the first grade of SMA Negeri 14 Makassar.

(H1) : The using of Team Word-webbing method is effective to increase students' reading comprehension at the first grade of SMA Negeri 14 Makassar.



To know whether the mean score of the experimental group and the control group was statistically different, the t-test applied with the level significance (P)=0.05 and the degree of freedom (df) = N-2, where N1 = 30 and N2=30. The result of t-test after calculation can be seen the following *table 6*.

**Table 6**  
**The Result of t-test calculation**

Variable	t-test Value	t-table Value
$X_1 - X_2$	4.344	2.000

The *table 6* indicates that value of the t-test was 4.344 and the value of the t-table was 2.000 with significant level (P) = 0.05 and (df) = 58, then the value of t-test was higher than the value of t-table ( $4,344 > 2,000$ ) It means that  $H_1 > H_0$ , the hypothesis was accepted.

Based on the result, it can be concluded that there was a significant difference between pre-test and post-test students' reading comprehension after giving treatment by using Team Word-webbing as method. The difference shows the effectiveness based on the result of the students' test.

## **B. Discussion**

Team word-webbing method is a suitable method or strategy applied in the classroom in teaching reading comprehension. This method helped the students to increase their reading ability. The students increased their self-confidence and reduced their anxiety through Team word-webbing method in reading comprehension. By applied Team word- webbing method process, the students had appropriate behaviors in reading process. Regulating and problem solving in Team word- webbing method process had great effect in learning process toward completion reading task.

In this research, several things have been inferred logically. First, for both classes, they were inclined to have similar problems in reading process. For example, when they were conducting a pre-test, most of them had inadequate and failing score. Second, before applying Team word- webbing method in experimental class, the students' ability was very difference. Most of the students were in the lowest level; Adequate to fair and unacceptable-not score, the least of them were in adequate, excellent to good and good to adequate score. Third, after applying Team word-webbing method, students in experimental class showed their improvement. Most of them are in excellent, good, and adequate score. On the other hand, none of them was in the inadequate and failing score.

Analysis of the mean score gap in the post-test between the experimental and control class ensured if the method used was effective. Based on the data collection

from the students showed that, the t-value was 4.344 with the level significance 0.05 and the degree of freedom (df) 58 while the t-table was 2.000. The t-value is higher than the t-table ( $4.344 > 2.000$ ). So, the null hypothesis ( $H_0$ ) of the research was rejected and alternative hypothesis ( $H_1$ ) was accepted. It means that the using of team Word-webbing method is significantly effective because the students showed the increase in the test result.

Based on the result of this research, which shows the students' scores were much higher after the treatment in experimental class using Team word- webbing method. The use of Team word- webbing method was surely beneficial to increase the students' reading ability. Same statement's from experts that can support this thesis. According to Jeane M. Stone, Team word webbing is a technique in teaching reading.<sup>1</sup> Addition, Dwi Wiranti, describe the method is one of the active learning method for the direct attention of learners to the material presented.<sup>2</sup>

In summary, the researcher asserted that team Word-webbing method is one of various methods that useful in teaching reading comprehension. There were some points that make team word-webbing method in teaching reading comprehension was effective. They were: Using Team Word-webbing method, students learn from one another and get to try out their ideas. Students' confidence improves and all

---

<sup>1</sup> Jeanne M Stone, *Cooperative Learning Reading Activities* (Australia: Hawker Brownlow Education, 2007), page 166

<sup>2</sup> Dwi wiranti "Improving Students' Reading Skill By Using Team Word Webbing Method At The Eighth Grade Students of MTs Muhammadiyah 3Yanggong Jenagan Ponorogo" ,*A Thesis* ( Ponorogo: English Education Department Teacher Training And Education Faculty Muhammadiyah University Of Ponorogo, 2015). P. 6

students are given a way to participate in class, rather than the few who usually volunteers. The benefits for the teacher include increasing time on task in the classroom and greater quality of students' contributions to class discussions. Students and teachers gain much clearer understandings of the expectation for attention and participation in classroom discussions.



**CHAPTER V**  
**CONCLUSION AND SUGGESTION**

**A. Conclusions**

1. Team Word-webbing helped encourage students to verbalize their ideas and to compare them with the ideas and feeling to other students. It obviously seems that there was improvement in students' reading after giving treatment by using Team Word-webbing method. The case in both groups was the same that there was an improvement in each group's cognitive achievement. However, the improvement on control group is not as much as on the experimental group.
2. The researcher concludes that learning reading comprehension through Team Word-webbing is effective to increase students' ability in reading at the first grade of SMA Negeri 14 Makassar. It is proved from the result of the test showed that there was a significant difference between students' pre-test and post-test. Also, the t-test value (4.344) was higher than the t-table value (2.000). Using team word webbing as group reading method in teaching reading can make students reading and thinking-aloud, this method can be an effective way for the class to stay focused and keep together.

## ***B. Suggestion***

In relation to the conclusion above, the researcher would like to suggest the following points:

1. In the teaching reading, the teacher should use some different method and ways to attract the students' attention to learn reading.
2. The researcher suggests to the English teacher to be more creative in presenting materials in teaching reading as one alternative among other teaching methods because it helps the students to be more interested, active, and enjoy in learning.
3. The use of Team Word-webbing method is very effective to increase students' reading comprehension. Therefore, the researchers suggest to the English teacher especially in SMA Negeri 14 Makassar to use Team Word-webbing method as a technique or method in teaching reading comprehension.
4. This research will be a useful information and contribution for the next researcher especially about students' comprehension and reference in reading.
5. For the next researchers who want to use Team Word-webbing method, it would be better if the next researcher is conducted in a longer period.

## BIBLIOGRAPHY

- Anteng Ria. *The Teaching of Reading Comprehension by Using a small Group Discussion at 1st Year Students of SMP 1 Wanadadi in The Academic Year of 2006/2007*. Semarang: English Department and education Faculty UNNES. Unpublished Thesis, 2007.
- Agustini, Irma and Yunita Agnes Sianipar. *Improving Students' Vocabulary Achievement Through Word Webbing Technique*. 2012
- Alderson, J Charles. *Reading in foreign Language*. Department linguistic. University of Lancaster. 1969
- Arikunto, Suharsimi. *Prosedur Penelitian; Suatu Pendekatan Praktek*. Jakarta: PT. Rineka Cipta. 2013
- Brown, H. Douglas. *Language Assessment; Principles and Classroom Practice*. Unites States of America: Pearson Education, Inc. 2003.
- Brown, H. Douglas. *Teaching by Principles an Interactive Approach to Language Pedagogy*. San Francisco: San Francisco State University. 1991.
- Cooper. *Classroom Teaching Skills*. Houghton Mifflin Company. Boston. 2001.
- Denton. *Effective Instruction for Middle School Students with Reading Difficulties*. Dallas: The University of Texas. 2007
- Gay, L.R. *Educational Research Competencies for Analysis and Applications*. Second Edition. Florida International University. Ohio, bell and howell company. 1981
- Gunning, T G. *Assessing and correcting reading and writing difficulties (Fourth ed.)*. Boston: Allyn & Bacon. 2010

- Haris, Muhammad Mufti. *The Effectiveness Of Using Team Word-Webbing To Increase Students' Reading Comprehension In News Item Text (An Experimental Study At The Tenth Grade Of MA DarulAmanah In The Academic Year Of 2010/2011)*, Sukorejo Kendal. 2011.
- Kahayanto. *A Comparative Study on Students' Achievement in Reading I of the Education Study Program of Palangkaraya University who Entered Through PSB and SPMB in Academic Year 2003/2004*. Unpublished Thesis. Palangka Raya: The Faculty of Teacher Training and Education University of Palangka Raya. 2005
- M Stone, Jeanne. *Cooperative Learning Reading Activities*. Australian: Hawker Brownlow Education, 2007
- Nuttall, C. *Teaching reading skills in a foreign language*. Second edition. Oxford: Heinemann. 1996.
- Robert M. Gagne. *The Condition of Learning*. New York. 1970
- Starko. *Creativity in the Classroom (fourth edition)*. Routledge. New York. 2010
- Smith, Frank. *Reading*. Cambridge. University Press. 1985
- Tiro, Muhammad Arif. *Dasar-dasar Statistika; Edisi Ketiga*. Makassar: Andira Publisher. 2011.
- Sugiyono. *Metode Penelitian Pendidikan*. Cet. XII; Bandung: Alfabeta. 2011.
- McDonald & Hershman. *Classrooms That Spakr!*. San Fransisco. JosseyBass. 2010
- Wiranti, Dwi. *Improving Students Reading Skill Using Team Word Webbing at the Eight Grade of Mts Muhammadiyah 3 Yanggong Jenangan Ponorogo in the Academic Year 2014/2015*. Thesis. English Department. Faculty of Teacher Training and Education. Muhammadiyah University of Ponorogo. 2015
- Wiesendanger, Katherine D. and Lois bader. *Reading horizons*. Western Michigan University. 1992





# APPENDICES

UNIVERSITAS ISLAM NEGERI  
**ALAUDDIN**  
M A K A S S A R

*Appendix I*

## RENCANA PELAKSANAAN PEMBELAJARAN

Sekolah	: SMA NEGERI 14 MAKASSAR
Mata Pelajaran	: Bahasa Inggris (Wajib)
Kelas/Semester	: X/ genap
Materi Pokok	: Chapter 10 (A time in a life )
Alokasi Waktu	: 2 x 45 menit

### A. KOMPETENSI INTI

- KI.1 : Menghayati dan mengamalkan ajaran agama yang dianutnya
- KI.2 : Menghayati dan mengamalkan perilaku jujur, disiplin, tanggung jawab, peduli (gotong royong, kerjasama, toleran, dan damai), santun, responsif dan proaktif dan menunjukkan sikap sebagai bagian dari solusi atas berbagai permasalahan dalam berinteraksi secara efektif dengan lingkungan sosial dan alam serta dalam menempatkan diri sebagai cerminan bangsa dalam pergaulan dunia
- KI.3 : Memahami, menerapkan, menganalisis pengetahuan faktual, konseptual, procedural, berdasarkan rasa ingin tahunya tentang ilmu pengetahuan, teknologi, seni, budaya, dan humaniora dengan wawasan kemanusiaan, kebangsaan, kenegaraan, dan peradaban terkait penyebab fenomena dan kejadian, serta menerapkan pengetahuan procedural pada bidang kajian yang spesifik sesuai dengan bakat dan minatnya untuk memecahkan masalah.
- KI.4 : Mengolah, menalar, dan menyaji dalam ranah konkret dan ranah abstrak terkait dengan pengembangan dari yang dipelajarinya di sekolah secara mandiri, dan mampu menggunakan metode sesuai kaidah keilmuan.

## B. KOMPETENSI DASAR DAN INDIKATOR

Kompetensi dasar	Indikator
<p>1.1 Mensyukuri kesempatan dapat mempelajari bahasa Inggris sebagai bahasa pengantar komunikasi internasional yang diwujudkan dalam semangat belajar.</p> <p>2.1 Menunjukkan perilaku santun dan peduli dalam melaksanakan komunikasi interpersonal dengan guru dan teman.</p> <p>2.2 Menunjukkan perilaku jujur, disiplin, percaya diri, dan bertanggung jawab dalam melaksanakan komunikasi transaksional dengan guru dan teman.</p> <p>2.3 Menunjukkan perilaku tanggung jawab, peduli, kerjasama, dan cinta damai, dalam melaksanakan komunikasi fungsional.</p> <p>3.9 Menganalisis fungsi sosial, struktur teks, dan unsur kebahasaan pada teks recount sederhana tentang pengalaman/kejadian/peristiwa, sesuai dengan konteks penggunaannya.</p> <p>4.13 Menangkap makna dalam teks recount lisan dan tulis, sederhana, tentang pengalaman, kegiatan, kejadian, dan peristiwa.</p> <p>4.14 Menyusun teks recount lisan dan tulis sederhana tentang pengalaman/kegiatan/kejadian/peristiwa, dengan memperhatikan fungsi sosial,</p>	<p>1.1.1 Siswa mampu menggunakan bahasa Inggris dalam berkomunikasi tentang pemaparan jati diri dengan guru dan teman.</p> <p>2.1.1 Siswa mampu menunjukkan perilaku santun, dan peduli kepada guru dan teman</p> <p>2.2.1 Siswa mampu menunjukkan percaya diri dan tanggung jawab kepada guru dan teman</p> <p>2.3.1 Siswa mampu menunjukkan perilaku tanggung jawab peduli dan bekerja sama terhadap guru dan teman.</p> <p>3.9.1 Siswa mampu mengidentifikasi fungsi sosial, struktur teks, dan unsur kebahasaan dari teks pemaparan jati diri.</p> <p>4.13.1 Siswa mampu merespon makna teks pemaparan jati diri lisan dan tulis.</p> <p>4.13.2 Siswa mampu menangkap makna teks lisan maupun tertulis</p> <p>4.14.1 Siswa mampu menyusun teks lisan dan tulis sederhana tentang pemaparan jati diri.</p> <p>4.14.2 Siswa mampu menulis text recount text berdasarkan tentang pengalaman/kegiatan/kejadian/peristiwa.</p>

	4.14.2 Siswa mampu mengetahui fungsi sosial dari recount text.
--	--

### C. MATERI PEMBELAJARAN

Materi pokok	Memahami secara sederhana lisan dan tertulis recount text tentang pengalaman / kegiatan / acara.
Fungsi sosial	Memberikan contoh yang baik dari perilaku, yang bisa dibanggakan oleh bangsa, bertindak secara bertanggung jawab dengan hati-hati, harus disiplin dan menceritakan tentang pengalaman masa lalu.
Structure text	Recount text
Unsur kebahasaan	<p>Reading</p> <ul style="list-style-type: none"> <li>• reading for getting specific information (C2)</li> <li>• Reading for getting main ideas of the text (C2)</li> <li>• Reading for detailed information(C2)</li> <li>• Reading between the lined ( C4)</li> </ul> <p>Grammar</p> <ul style="list-style-type: none"> <li>• Simple past tense</li> <li>• Noun phrase time connective</li> <li>• Pronouns</li> <li>• Punctuation and capitalized</li> </ul>

Topik	Recount text tentang pengalaman / kegiatan / acara/ diary entry.
-------	--

#### D. METODE PEMBELAJARAN

- Metode Scientific
- Model Pembelajaran Cooperative Learning ( Team Word-webbing )

#### E. MEDIA DAN ALAT PEMBELAJARAN

- Media : Gambar
- Alat : blackboard , marker
- Sumber belajar : Pathway English for Senior High School Grade X general programme (Page, 187, chapter 10 ( a time in a life )

#### F. LANGKAH-LANGKAH PEMBELAJARAN

##### a) Pendahuluan

- 1) Guru masuk ke kelas dan siswa memberi aba-aba untuk mempersiapkan kelas kepada siswa lain dan berdoa dengan menggunakan bahasa Inggris.
- 2) Guru menyapa menggunakan bahasa Inggris agar *English Environment* dapat langsung tercipta di pertemuan pertama.
- 3) Guru menggunakan “good morning, students” Sebagai pembuka pelajaran
- 4) Pastikan peserta didik merespon dengan menjawab kembali “Good *morning, Teacher/ Sir/Mam*”
- 5) Jika peserta didik belum merespon, jangan dulu melanjutkan pelajaran. Jika memungkinkan, guru dapat bertanya ke beberapa anak secara individual untuk memastikan bahwa peserta didik dapat merespon perkataan guru
- 6) Guru kemudian Memeriksa kehadiran siswa
- 7) Guru Menginformasi tujuan pembelajaran kemudian memberikan penjelasan kepada siswa pelajaran yang akan di berikan.

##### b) Kegiatan inti

###### Pertemuan 1

- Peserta didik membaca sebuah teks recount
- Peserta didik melengkapi informasi material
- Peserta didik menjawab pertanyaan berdasarkan teks yang telah dibaca
- Peserta didik melengkapi kalimat dengan menggunakan kosakata yang telah disediakan
- Peserta didik melengkapi informasi tertentu dari sebuah teks recount

#### Pertemuan 2

- Peserta didik membaca sebuah teks recount
- Peserta didik melengkapi informasi reading material
- Peserta didik menjawab pertanyaan berdasarkan teks yang telah dibaca
- Peserta didik melengkapi kalimat dengan menggunakan kosakata yang telah disediakan
- Peserta didik melengkapi informasi tertentu dari sebuah teks recount

#### Pertemuan 3

- Peserta didik membuat kalimat dengan menggunakan kata kerja dalam bentuk *simple past tense* yang menggunakan *irregular verb*
- Peserta didik menceritakan tentang tokoh idolanya
- Peserta didik menuliskan tokoh idola yang telah diceritakan

#### Pertemuan 4

- Peserta didik membuat kalimat dengan menggunakan kata kerja dalam bentuk *simple past tense* yang menggunakan *irregular verb*
- Peserta didik menceritakan tentang tokoh idolanya
- Peserta didik menuliskan tokoh idola yang telah diceritakan

#### c) Kegiatan Penutup ( 10 menit )

- Siswa dengan bimbingan guru menyimpulkan pembelajaran hari itu
- Guru memberikan umpan balik pembelajaran.
- Guru menyampaikan pembelajaran pada pertemuan berikutnya.

### G. EVALUASI

#### A. CARA PENILAIAN:

- ✓ Kinerja (praktik)

Simulasi dan/atau bermain peran (*role play*) dalam bentuk interaksi biografi seseorang

- ✓ Observasi: (penilaian yang bertujuan untuk memberikan balikan secara lebih cepat)

1. Observasi terhadap tindakan siswa menggunakan bahasa Inggris untuk memaparkan biografi seseorang
2. Observasi terhadap kesungguhan, tanggung jawab, dan kerja sama siswa dalam proses pembelajaran di setiap tahapan
3. Observasi terhadap kepedulian dan kepercayaan diri dalam melaksanakan komunikasi, di dalam dan di luar kelas

✓ Penilaian diri

Pernyataan siswa secara tertulis dalam jurnal belajar sederhana berbahasa Indonesia tentang pengalaman belajarmemaparkan biografi seseorang, termasuk kemudahan dan kesulitannya

✓ Tes tertulis

Membaca dan menulis teks yang menuntut pemahaman dan kemampuan menghasilkan teks yang di dalamnya termasuk tindakan memaparkan biografi seseorang

## H. BENTUK INSTRUMENT

### 1. Instrumen penilaian sikap

No	Nama	Sikap				Keterangan
		Tanggung jawab	Peduli	Kerja sama	Cinta damai	
1.						
2.						
3.						
4.						
30.						

Keterangan:

Skala penilaian sikap dibuat dengan rentang antara 1 s.d 5

1 = sangat kurang

2 = kurang konsisten

3 = mulai konsisten

4 = konsisten

5= selalu konsisten

## 2. Instrumen penilaian Pengetahuan

No	Butir Sikap	Deskripsi	Perolehan skor
1.	(Accuracy) Ketelitian	5 = sangat teliti 4 = teliti 3 = cukup teliti 2 = kurang teliti 1 = tidak teliti	
2.	(Understanding) Pemahaman	5 = sangat memahami 4 = memahami 3 = cukup memahami 2 = kurang memahami 1 = tidak memahami	

## 3. Instrumen Penilaian Keterampilan

Indikator : Siswa dapat menguraikan secara lisan about him/herself

No	ASPEK	INDIKATOR	SCORE				
1	Kosakata (vocabulary)	5 = hampir sempurna 4 = Ada kesalahan tapi tidak meengganggu makna 3 = ada kesalahan dan menengganggu makna 2 = banyak kesalahan dan menganggu makna 1 = terlalu banyak kesalahan sehingga sulit	1	2	3	4	5



		dipahami					
2	Kelancaran (Fluency)	5 = Sangat lancar 4 = lancar 3 = cukup lancar 2 = kurang lancar 1 = tidak lancar	1	2	3	4	5
3	Pengucapan (pronunciation)	5 = hamper sempurna 4 = ada kesalahan tetapi tidak mengganggu makna 3 = ada beberapa kesalahan dan mengganggu makna 2 = banyak kesalahan sehingga sulit untuk dipahami 1 = terlalu banyak kesalahan sehingga sulit untuk dipahami	1	2	3	4	5
4	Intonasi (intonasi)	5 = hampir sempurna 4 = ada beberapa kesalahan tapi tidak mengganggu makna 3 = ada beberapa kesalahan dan mengganggu makna 2 = banyak kesalahan dan menggunakan makna 1 = terlalu banyak kesalahan sehingga sulit dipahami	1	2	3	4	5
5	Pemahaman (understanding)	5 = sangat memahami 4 = memahami 3 = cukup memahami 2 = kurang memahami 1 = tidak memahami	1	2	3	4	5
6	Pilihan Kata (diction)	5 = sangat variatif dan tepat 4 = variatif dan tepat 3 = cukup variatif dan tepat 2 = kurang variatif dan tepat 1 = tidak variatif dan tepat	1	2	3	4	5

## I. Learning material

### 1. material ( meeting 1)

Mohammad Hatta is my hero because he is an important person in my life. He is almost a perfect person to me. He took us out from the darkness into the light. He is the father of cooperative economic enterprise in Indonesia. He was a political leader. I admire his thoughts about politics and economics. And there are many reasons why I became one of his admirers.

Mohammad Hatta was born in West Sumatra in 1902. He comes from an aristocratic family. Mohammad Hatta got the best education available in the Netherlands Indies. Then, he continued his studies in economics at the Rotterdam School of Commerce. He joined the Indonesian independence movement and edited a journal, "Indonesia Merdeka." He was arrested in 1927 by the Dutch colonialists. He had a court trial, but he was released. Hatta returned to Sumatra in 1932 and he became the chairman of Indonesia National Education (Pendidikan Nasional), a nationalist organization. He was again arrested by the colonists and exiled in 1935 for his activities.

Hatta, Soekarno and other nationalist leaders decided to cooperate with the Japanese to further the purpose of Indonesia independence. So, on the 17<sup>th</sup> of August 1945, Hatta and Soekarno joined in proclaiming the independence of the Republic of Indonesia. Soekarno became the president, and Hatta became the vice president. The Indonesian people were very happy because they got their freedom, but the Dutch colonialists resisted the nationalist. Hatta became a defense minister in 1948 to fight against the Dutch troops. Again, he was imprisoned by the Dutch in 1948. Then, he became the vice president of the republic again, as before.

### 2. Material (meeting 2)

A hobby is a regularly undertaken activity that is done for pleasure, typically, during one's leisure time. Hobbies can include the collection of themed items and objects, playing sports along with many more examples. By continually participating in a particular hobby, one can acquire substantial skill and knowledge in that area. Generally speaking, a person who engages in an activity solely for fun is called an amateur (or hobbyist), but a professional engages in an activity for reward. An amateur may be as skilled as a professional, the principal difference being that a professional receives compensation while an amateur does not.

### 3. Material (meeting 3)

John smith was born in Manchester on 1<sup>st</sup> April 1930. He was educated at Manchester grammar school and Cambridge university. He left the university in 1952 with a second class honours degree in chemistry. Towards the end of that year he applied for and obtained a post as a junior research chemist in a large pharmaceutical firm. In 1954, he met Jane brown at a dance, and in 1955 they were married. They lived in a suburb in London and have a small son and daughter.

### 4. Material 4 (meeting 4)

Last week my friend and I went to parangtritis beach. The beach is well-known for its legend, the queen of south sea. We played with the water and enjoyed the waves rushing to the shores. We stayed there for a day before we decided to go to malioboro, a shopping place in Yogyakarta. We went back by train to semarang.

#### Penilaian

No.	Indikator	Teknik	Bentuk	Contoh
1.	Memahami isi dari bacaan.	Tes Tulisan	Pilihan ganda, cloze test, dan true and false.	Read carefully and answer the questions based on the text!

**Pedoman penilaian**

No	Uraian	Skor
1 - 35	Jawab benar Jawab salah dan tidak benar	3 0

Jumlah skor maksimal  
Penilaian

$$= 35 \times 20 = 100$$

$$= \text{Jumlah skor perolehan} : \text{skor maksimal} \times 100$$

Makassar,  
The Researcher

2017



Hermita  
20400112090

UNIVERSITAS ISLAM NEGERI  
**ALAUDDIN**  
M A K A S S A R

## RENCANA PELAKSANAAN PEMBELAJARAN

Sekolah : SMA NEGERI 14 MAKASSAR  
Mata Pelajaran : Bahasa Inggris (Wajib)  
Kelas/Semester : X/ genap  
Materi Pokok : Chapter 11 (A long time ago...)  
Alokasi Waktu : 2 x 45 menit

### A. KOMPETENSI INTI

- KI.1 : Menghayati dan mengamalkan ajaran agama yang dianutnya
- KI.2 : Menghayati dan mengamalkan perilaku jujur, disiplin, tanggung jawab, peduli (gotong royong, kerjasama, toleran, dan damai), santun, responsif dan proaktif dan menunjukkan sikap sebagai bagian dari solusi atas berbagai permasalahan dalam berinteraksi secara efektif dengan lingkungan sosial dan alam serta dalam menempatkan diri sebagai cerminan bangsa dalam pergaulan dunia
- KI.3 : Memahami, menerapkan, menganalisis pengetahuan faktual, konseptual, procedural, berdasarkan rasa ingin tahunya tentang ilmu pengetahuan, teknologi, seni, budaya, dan humaniora dengan wawasan kemanusiaan, kebangsaan, kenegaraan, dan peradaban terkait penyebab fenomena dan kejadian, serta menerapkan pengetahuan procedural pada bidang kajian yang spesifik sesuai dengan bakat dan minatnya untuk memecahkan masalah.
- KI.4 : Mengolah, menalar, dan menyaji dalam ranah konkret dan ranah abstrak terkait dengan pengembangan dari yang dipelajarinya di sekolah secara mandiri, dan mampu menggunakan metode sesuai kaidah keilmuan.

## B. KOMPETENSI DASAR DAN INDIKATOR

KOMPETENSI DASAR	INDIKATOR
<p>1.1 Mensyukuri kesempatan dapat mempelajari bahasa Inggris sebagai bahasa pengantar komunikasi internasional yang diwujudkan dalam semangat belajar.</p> <p>2.1 Menunjukkan perilaku santun dan peduli dalam melaksanakan komunikasi interpersonal dengan guru dan teman.</p> <p>2.2 Menunjukkan perilaku jujur, disiplin, percaya diri, dan bertanggung jawab dalam melaksanakan komunikasi transaksional dengan guru dan teman.</p> <p>2.3 Menunjukkan perilaku tanggung jawab, peduli, kerjasama, dan cinta damai, dalam melaksanakan komunikasi fungsional.</p> <p>3.10 Menganalisis fungsi sosial, struktur teks, dan unsur kebahasaan pada teks naratif sederhana berbentuk legenda rakyat, sesuai dengan konteks penggunaannya.</p> <p>4.15 Menangkap makna teks naratif lisan dan tulis berbentuk legenda, sederhana.</p>	<p>1.1.2 Siswa mampu menggunakan bahasa Inggris dalam berkomunikasi tentang pemaparan jati diri dengan guru dan teman.</p> <p>2.1.2 Siswa mampu menunjukkan perilaku santun, dan peduli kepada guru dan teman</p> <p>2.2.1 Siswa mampu menunjukkan percaya diri dan tanggung jawab kepada guru dan teman</p> <p>2.3.1 Siswa mampu menunjukkan perilaku tanggung jawab peduli dan bekerja sama terhadap guru dan teman.</p> <p>3.10.1 Siswa mampu Menunjukkan kesungguhan belajar bahasa Inggris terkait teks naratif sederhana berbentuk legenda rakyat.</p> <p>3.10.2 Siswa Menunjukkan perilaku peduli, percaya diri, dan tanggung jawab dalam melaksanakan komunikasi terkait teks naratif sederhana berbentuk legenda rakyat.</p> <p>4.15.1 Mengidentifikasi fungsi sosial, struktur teks, dan unsur kebahasaan dari teks naratif sederhana berbentuk legenda rakyat.</p> <p>4.15.2 Merespon makna teks naratif sederhana berbentuk legenda rakyat.</p>

### C. MATERI PEMBELAJARAN

Materi pokok	Menganalisis teks naratif sederhana berbentuk legenda rakyat, sesuai dengan konteks penggunaannya.
Fungsi sosial	Mengaplikasikan nilai moral baik di kehidupan sehari-hari, menjadi nasionalis dan peduli terhadap budaya lain.
Structure text	Retelling legends (narrative text)
Unsur kebahasaan	<p>Reading</p> <ul style="list-style-type: none"> <li>• reading for getting specific information (C2)</li> <li>• Reading for getting main ideas of the text (C2)</li> <li>• Reading for detailed information(C3)</li> </ul> <p>Grammar</p> <ul style="list-style-type: none"> <li>• Simple sentences</li> <li>• Past perfect tense</li> <li>• Future in the past form</li> <li>• Conjunction</li> <li>• Direct and indirect speech</li> <li>• Punctuation</li> <li>• Adjectives</li> <li>• Adverbs</li> </ul>
Topik	Narrative text

#### D. METODE PEMBELAJARAN

- Metode Scientific
- Model Pembelajaran Cooperative Learning ( Team Word-webbing )
- 

#### E. MEDIA DAN ALAT PEMBELAJARAN

- Media : Gambar
- Alat : blackboard , marker
- Sumber belajar : Pathway English for Senior High School Grade X general programme (Page, 217, chapter 11( a long time ago)

#### F. LANGKAH-LANGKAH PEMBELAJARAN

##### d) Pendahuluan

- 8) Guru masuk ke kelas dan siswa memberi aba-aba untuk mempersiapkan kelas kepada siswa lain dan berdoa dengan menggunakan bahasa Inggris.
- 9) Guru menyapa menggunakan bahasa Inggris
- 10) Guru menggunakan “good morning, students” Sebagai pembuka pelajaran
- 11) Pastikan peserta didik merespon dengan menjawab kembali “Good *morning, Teacher/ Sir/Mam*”
- 12) Jika peserta didik belum merespon, jangan dulu melanjutkan pelajaran. Jika memungkinkan, guru dapat bertanya ke beberapa anak secara individual untuk memastikan bahwa peserta didik dapat merespon perkataan guru
- 13) Guru kemudian Memeriksa kehadiran siswa
- 14) Guru Menginformasi tujuan pembelajaran kemudian memberikan penjelasan kepada siswa pelajaran yang akan di berikan.

##### e) Kegiatan inti

###### Pertemuan 5

- Memberikan stimulus berupa pemberian materi tentang narrative teks
- Mendiskusikan materi bersama siswa.
- Memberikan kesempatan kepada para siswa untuk mengenali narrative teks serta struktur yang ada di dalamnya.
- Memfasilitasi siswa untuk melengkapi narrative teks yang rumpang dengan menggunakan kata yang tepat.

###### Pertemuan 6

- Memfasilitasi siswa untuk melengkapi narrative teks yang rumpang dengan menggunakan kata yang tepat.
- Memfasilitasi siswa untuk membacakan narrative teks yang telah dikerjakan.

###### Pertemuan 7



- Memberikan stimulus berupa pemberian materi tentang narrative teks
- Mendiskusikan materi bersama siswa.
- Memberikan kesempatan kepada para siswa untuk mengenali narrative teks serta struktur yang ada di dalamnya.
- Memfasilitasi siswa untuk membacakan narrative teks yang telah dikerjakan

#### Pertemuan 8

- Memfasilitasi siswa mengerjakan latihan yang berkaitan dengan narrative teks secara individual yang sebelumnya di kerjakan pertemuan sebelumnya.
- Memberikan umpan balik kepada siswa dengan memberi penguatan dalam bentuk lisan pada siswa yang telah dapat menyelesaikan tugasnya.
- Memfasilitasi siswa melakukan refleksi untuk memperoleh pengalaman belajar yang sudah dilakukan.
- Memberi motivasi kepada siswa yang kurang dan belum bisa mengikuti pembelajaran mengenai narrative teks.

#### f) Kegiatan akhir

- Siswa diminta menunjukkan general struktur yang ada dalam narrative teks.
- Siswa diminta menunjukkan kosa kata baru yang didapatkan di dalam narrative teks.
- Siswa dan guru melakukan refleksi terhadap kegiatan pembelajaran yang sudah dilakukan.
- Siswa diberikan pekerjaan rumah (PR) yang berkaitan dengan pembelajaran yang telah dilakukan.
- Menyampaikan rencana pembelajaran untuk pertemuan selanjutnya.

UNIVERSITAS ISLAM NEGERI

ALAUDDIN

MAKASSAR

## G. EVALUASI

### A. Penilaian Pembelajaran, Remedial dan Pengayaan

#### 1. Teknik Penilaian

##### a. Pengamatan (observation):

1. Perilaku tanggung jawab, peduli, kerja sama dalam berkomunikasi.
2. Ketepatan dan kesesuaian dalam melengkapi narrative teks.
3. Kesungguhan siswa dalam proses pembelajaran dalam setiap tahapan.

##### b. Portofolio

1. Kemampuan siswa secara lisan dalam menganalisa pesan moral yang terdapat dalam narrative teks yang telah dikerjakan.
2. Hasil tes dan latihan.

- c. Penilaian diri dan penilaian sejawat  
 Dalam bentuk: diary, jurnal, format khusus, komentar atau bentuk penilaian lain.
2. Instrumen Penilaian
- Kemampuan siswa dalam melengkapi narrative text.
  - Kemampuan siswa dalam menganalisis generic structure dari narrative text yang telah dilengkapi.
  - Kemampuan siswa dalam mengerjakan soal benar salah terkait dengan informasi yang terdapat dalam narrative teks.
3. Pedoman Penilaian
- Untuk setiap jawaban yang benar, skor 10 dan untuk setiap jawaban yang salah skor 0.
  - Jumlah skor maksimal 10x 10 soal = 100
  - Nilai maksimal = 100

$$\text{Nilai siswa} = \frac{\text{Skor Perolehan}}{\text{Skor Maksimal}} \times 100$$

**Rubric penilaian**

<i>Uraian</i>	<i>Skor</i>
<i>a. Kemampuan siswa dalam menerima pembelajaran</i>	
<i>1. Siswa memberi respon terhadap pertanyaan pertanyaan yang ada</i>	<i>4</i>
<i>2. Siswa mampu menyimak materi pelajaran yang diberikan</i>	<i>4</i>
<i>3. Siswa tidak mampu menyimak dan merespon pertanyaan yang ada</i>	<i>0</i>
<i>b. Kemampuan siswa dalam menyelesaikan tugas kelompok</i>	<i>4</i>

## II. Learning material

### 1. Reading 1 (meeting 1)

Happy Birthday. In my past life, God said a gem was going to be born this date. I give you a boon that you get to be this beautiful gem's friend..... I couldn't ask for anything more thanks the god for giving me a friend like you because I'm very lucky to have you. Happy birthday. It's a nice feeling when you know that someone like you, someone thinks about you, some ones needs; but it feels much better when you know that someone never ever forgets your birthday. "HAPPY BIRTHDAY" your birthday is the perfect day to say I care.

### 2. Reading 2 (meeting 2)

Once upon a time in Ivory Coast in East Africa, there was a poor kindhearted peasant who lived with his wife in a quite village. One day, a famine struck his village, so the peasant and his wife moved to another village across a deep forest. They drove a small wooden wagon with drawn by an old donkey. After they had left their village, they met a pigmy boy on the way to the forest. The boy waved to them. The peasant stopped his wagon and to the boy asked them for lift on the wagon. The farmer permitted him. As soon as he had got into the wagon, the wagon got so heavy that it ran more slowly than before. The boy had not spoken anything to the peasant and his wife until they reached to the forest. When they has reached into the middle of the forest. Suddenly the boy said to them, " can I stop here for a while, please?" before the peasant replied, the boy had disappeared.

### 3. Reading 3 (meeting 3)

once upon a time, dwarawati was a great kingdom. It was a prosperous country. It was ruled by a wisely king. His name was sri batara krisna. He was a very clever and wise king. In ruling his country, he was helped by his faithful servants; setyaki and udawa. One day, the king went into a deep forest for hunting. Suddenly, he saw two beautiful deer grazing in the valley. The deer ran fast.

### 4. Reading 4 ( meeting 4)

English is an electric language which tends to borrow words from other languages instead of constructing words for new concepts from older words with derivstion or word composition. People often say that English has a rich vocabulary as if it were something to be

proud. The richness of the vocabulary result basically from word borrowing and implies that words for relation concepts are typing not related to each other in any obvious, regular manner. Word borrowing sense it makes a language more international communication, since learning the vocabulary is more difficult.

### Penilaian

No.	Indikator	Teknik	Bentuk	Contoh
1.	Memahami isi dari bacaan.	Tes Tulisan	Pilihan ganda , cloze test, dan true and false.	Read carefully and answer the questions based on the text!

### Pedoman penilaian

No	Uraian	Skor
1 - 35	Jawab benar Jawab salah dan tidak benar	3 0

Jumlah skor maksimal  
Penilaian

$$= 35 \times 3 = 100$$

$$= \text{Jumlah skor perolehan} : \text{skor maksimal} \times 100$$

UNIVERSITAS ISLAM NEGERI  
**ALAUDDIN**  
M A K A S S A R  
Makassar,  
The Researcher  
Hermita

2017

20400112090

RESEARCH INSTRUMENT



“Using Team Word-Webbing to increase Students’ Reading Comprehension at First Grade of SMA Negeri 14 Makassar”

Item : Pre-Test

Name :

Class :

Petunjuk pengerjaan soal!

1. Instrument penelitian ini adalah alat yang dipergunakan untuk mengetahui kemampuan siswa untuk meningkatkan kemampuan pemahaman dalam membaca terhadap bacaan yang di berikan
2. Hasil tes ini tidak akan mempengaruhi nilai siswa dalam mata pelajaran bahasa inggris karena hasil tes ini semata-mata digunakan untuk kepentingan penelitian.
3. Atas partisipasi, dukungan, dan kerjasamanya peneliti mengucapkan banyak terima kasih.
4. Isilah identitas anda sesuai dengan kotak yang disediakan.
5. Anda diberi waktu selama 45 menit untuk mengerjakan tes ini.

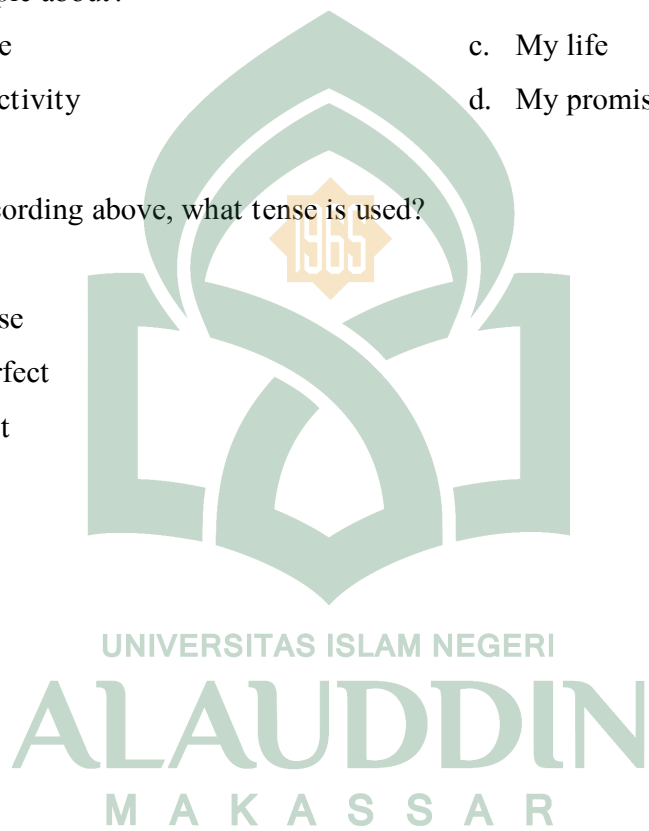
A. Read the text carefully and answer the following question

Today, we have a new member of our family. It has soft white fur and like to lick its paws. It is also very curious and like to explore its new surroundings. It likes milk and fish a lot and waits eagerly as we prepare its meal. Yes, it’s our new cat!

Father bought it for me. I love it very much. I named it ginger. Father promised that the next day he would buy a cushion for ginger to sleep on. Tonight ginger will share a bed with me.

1. What is the kind of the text above
  - a. Narrative text
  - b. Recount text
  - c. Descriptive text
  - d. Explanation tex

2. According to first line “It has soft white fur and like to lick its paws” what is refers ‘it’
- a. We
  - b. Our family
  - c. A cat
  - d. food
3. by reading according above , who has promised?
- a. Me
  - b. Father
  - c. Cat
  - d. Family
4. What is the topic about?
- a. Diary of me
  - b. My daily activity
  - c. My life
  - d. My promise
5. By reading according above, what tense is used?
- a. Past tense
  - b. Simple tense
  - c. Present perfect
  - d. Past perfect



Mohammad hatta is my hero because he is an important person in my life. He is almost a perfect person to me. He took us out from the darkness into the light. He is the father of cooperative economics enterprise in Indonesia. He was a political leader. I admire his thoughts about politics and economics. And there are many reasons why I became one of his admirers.

Mohammad hatta was born in west Sumatra in 1902. He comes from an aristocratic family. Mohammad hatta got the best education available in the Netherlands Indies. Then, he continued his studies in economics at the Rotterdam school of commerce. He joined the Indonesian independence movement and edited a journal, "Indonesia merdeka." He was arrested in 1927 by the Dutch colonialists. He had a court trial, but he was released. Hatta returned to Sumatera in 1932 and he became the chairman of Indonesia national education (pendidikan nasional), a nationalist organization. He was again arrested by the colonists and exiled in 1935 for his activities.

Hatta, Soekarno and other nationalist leaders decided to cooperate with the Japanese to further the purpose of Indonesia independence. So, on the 17<sup>th</sup> of August 1945, Hatta and Soekarno joined in proclaiming the independence of the Republic of Indonesia. Soekarno became the president, and Hatta became the vice president. The Indonesian people were very happy because they got their freedom, but the Dutch colonialists resisted the nationalist. Hatta became a defense minister in 1948 to fight against the Dutch troops. Again, he was imprisoned by the Dutch in 1948. Then, he became the vice president of the Republic again, as before.

*Taken from www.myhero.com*

6. What is the kind of the text above?
- Narrative text
  - Recount text
  - Explanation text
  - Descriptive text
7. What is the topic passage about?
- Biography of Mohammad Hatta
  - Historical of Mohammad Hatta
  - Mohammad Hatta is my hero
  - Mohammad Hatta is a great person


8. who became president and vice president on the 17th august 1945?
  - a. Susilo Bambang Yudiono and Jusuf Kalla
  - b. Jokowi and Jusuf Kalla
  - c. Soeharto and Adam Malik
  - d. Ir. Soekarno and Mohammad Hatta
9. Where is Mohammad Hatta continued his education in economics?
  - a. at the Rotterdam school of commerce
  - b. at Indonesia national education
  - c. Dutch
  - d. Netherland
10. When Mohammad Hatta was born?
  - a. in 1927
  - b. in 1902
  - c. in 1932
  - d. in 1935

**B. Read the headline. Guess if below are true (T) or false (F).**

11. Mohammad hatta was born in west Sumatra in 1902 (T/F)
12. Mohammad hatta joined the independence movement and edited in journal (T/F)
13. He continued his education in dutch (T/F)
14. He became a defense minister in 1932 (T/F)
15. Soekarno became a president Indonesia in 1984 (T/F)
16. Indonesia got freedom in 17<sup>th</sup> august 1932 (T/F)
17. Hatta returned to sumatera in 1932 (T/F)
18. The Indonesia people were unhappy because they didn't get their freedom (T/F)
19. Mohammad hatta is father of cooperative economics enterprise (T/F)
20. Soekarno joined in proclaiming the independence of republic of Indonesia (T/F)



Once upon a time in Ivory Coast in East Africa, there was a poor kindhearted peasant who lived with his wife in a quite village. One day, a famine struck his village, so the peasant and his wife moved to another village across a deep forest. They drove a small wooden wagon with drawn by an old donkey. After they had left their village, they met a pigmy boy on the way to the forest. The boy waved to them. The peasant stopped his wagon and to the boy asked them for lift on the wagon. The farmer permitted him. As soon as he had got into the wagon, the wagon got so heavy that it ran more slowly than before. The boy had not spoken anything to the peasant and his wife until they reached to the forest. When they has reached into the middle of the forest. Suddenly the boy said to them, “ can I stop here for a while, please?” before the peasant replied, the boy had disappeared.

- 
21. What kind of the text above?
- Narrative text
  - Descriptive text
  - Recount text
  - Explanation text
22. When did the peasant and his wife meet the pigmy boy?
- they are starving
  - when they are on the way to the forest
  - when the wagon is so heavy
  - when they were live in their village
23. When did the boy want to stop?
- When they reached into the middle of the forest
  - When they met a pigmy boy
  - When they felt so heavy
  - When they felt bore
24. what happened to a pigmy boy after say stop?
- the boy ran
  - the boy had disappeared
  - the boy walked
  - the boy was laugh

25. where is the plot of the story above

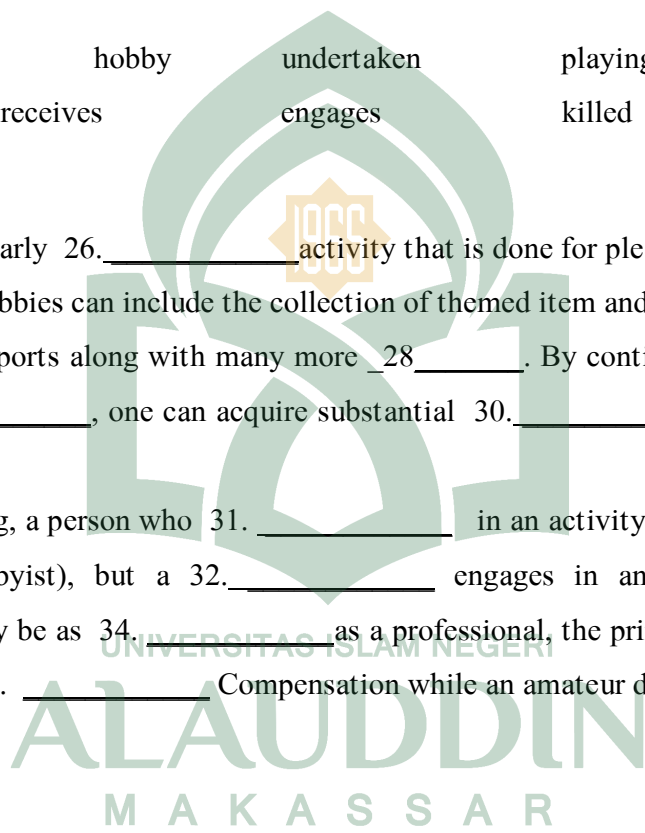
- a. north Africa
- b. south Africa
- c. East Africa
- d. West Africa

**C. Fill in the blank with appropriate words**

An amateur                      hobby                      undertaken                      playing                      examples  
skill                      receives                      engages                      killed                      professional

A hobby is a regularly 26. \_\_\_\_\_ activity that is done for pleasure, typically, during one's leisure time. Hobbies can include the collection of themed item and object, 27. \_\_\_\_\_ sports along with many more 28. \_\_\_\_\_. By continually participating in a particular 29. \_\_\_\_\_, one can acquire substantial 30. \_\_\_\_\_ and knowledge in that area.

Generally speaking, a person who 31. \_\_\_\_\_ in an activity solely for fun is called an amateur (or hobbyist), but a 32. \_\_\_\_\_ engages in an activity for reward. 33. \_\_\_\_\_ may be as 34. \_\_\_\_\_ as a professional, the principle difference being that a professional 35. \_\_\_\_\_ Compensation while an amateur does not.



*Students' Answer Key*

RESEARCH INSTRUMENT



“Using Team Word-Webbing to increase Students’ Reading Comprehension at First Grade of SMA Negeri 14 Makassar”


Item : Pre-Test

A. Read the text carefully and answer the following question

1. B
2. C
3. B
4. A
5. B
6. B
7. B
8. D
9. A
10. B

B. Read the headline. Guess below are true ( T) and False (F)

- |       |       |
|-------|-------|
| 11. T | 19. T |
| 12. T | 20. T |
| 13. F | 21. A |
| 14. F | 22. B |
| 15. F | 23. A |
| 16. F | 24. B |
| 17. T | 25. C |
| 18. T |       |



**C. Fill in the blank with appropriate words**

26. Undertaken

27. Playing

28. Example

29. Hobby

30. Skill

31. Engages

32. Professional

33. An amateur

34. Killed

35. receives



UNIVERSITAS ISLAM NEGERI  
**ALAUDDIN**  
M A K A S S A R

RESEARCH INSTRUMENT



“Using Team Word-Webbing to increase Students’ Reading Comprehension at First Grade of SMA Negeri 14 Makassar”

Item : Post-Test

Name :

Class :

Petunjuk pengerjaan soal!

1. Instrument penelitian ini adalah alat yang dipergunakan untuk mengetahui kemampuan siswa untuk meningkatkan kemampuan pemahaman dalam membaca terhadap bacaan yang di berikan
2. Hasil tes ini tidak akan mempengaruhi nilai siswa dalam mata pelajaran bahasa inggris karena hasil tes ini semata-mata digunakan untuk kepentingan penelitian.
3. Atas partisipasi, dukungan, dan kerjasamanya peneliti mengucapkan banyak terima kasih.
4. Isilah identitas anda sesuai dengan kotak yang sediakan.
5. Anda diberi waktu selama 45 menit untuk mengerjakan tes ini.

A. Read the text carefully and answer the following question

There are so many reasons in this world to express compliment, yet we so often do not. Day to day, life pounds it out of us, information overwhelms us. There are many reasons we often forget to express compliment, but a few good reasons we should. A simple thank can build trust and respect, strengthen relationships, reward and encourage god deeds, promote a positive attitude and feels great to give or receive. If you express your attitude you will add to the positive energy of the world.

1. What is kind of the text above?
  - a. Narrative text
  - b. Recount text
  - c. Descriptive text
  - d. Explanation text
2. What kind of the expressing using above?
  - a. Compliments text
  - b. Compliments card

- c. Expressing of requesting
  - d. Expressing of praise
3. When we will get a positive energy?
- a. If you say no
  - b. If you say express your attitude
  - c. If you say yes
  - d. Nothing
4. What is the topic about?
- a. The power of thank
  - b. The positive of thank
  - c. The negative of thank
  - d. A,b and c is wrong
5. According to passage above, what is the tenses is using?
- a. Present tense
  - b. Past tense
  - c. Past perfect
  - d. Future tense

Mohammad hatta is my hero because he is an important person in my life. He is almost a perfect person to me. He took us out from the darkness into the light. He is the father of cooperative economics enterprise in Indonesia. He was a political leader. I admire his thoughts about politics and economics. And there are many reasons why I became one of his admirers.

Mohammad hatta was born in west Sumatra in 1902. He comes from an aristocratic family. Mohammad hatta got the best education available in the Netherlands Indies. Then, he continued his studies in economics at the Rotterdam school of commerce. He joined the Indonesian independence movement and edited a journal, "Indonesia merdeka." He was arrested in 1927 by the Dutch colonialists. He had a court trial, but he was released. Hatta returned to Sumatera in 1932 and he became the chairman of Indonesia national education (pendidikan nasional), a nationalist organization. He was again arrested by the colonists and exiled in 1935 for his activities.

Hatta, Soekarno and other nationalist leaders decided to cooperate with the Japanese to further the purpose of Indonesia independence. So, on the 17<sup>th</sup> of August 1945, Hatta and Soekarno joined in proclaiming the independence of Republic of Indonesia. Soekarno became the president, and Hatta became the vice president. The Indonesia people were very happy because

they got their freedom, but the Dutch colonists resisted the nationalist. Hatta became a defense minister in 1948 to fight against the Dutch troops. Again, he was imprisoned by the Dutch in 1948. Then, he became the vice presidents of the republic again, as before.

*Taken from [www.myhero.com](http://www.myhero.com)*

6. What is the kind of the text above?
  - e. Narrative text
  - f. Recount text
  - g. Explanation text
  - h. Descriptive text
7. What is the topic passage about?
  - e. Biography of Mohammad Hatta
  - f. Historical of Mohammad Hatta
  - g. Mohammad Hatta is my hero
  - h. Mohammad Hatta is a great person
8. who became president and vice president on the 17th august 1945?
  - e. Susilo Bambang Yudiono and Jusuf Kalla
  - f. Jokowi and Jusuf Kalla
  - g. Soeharto and Adam Malik
  - h. Ir. Soekarno and Mohammad Hatta
9. Where is Mohammad Hatta continued his education in economics?
  - e. at the Rotterdam school of commerce
  - f. at Indonesia national education
  - g. Dutch
  - h. Netherland
10. When Mohammad Hatta was born?
  - e. in 1927
  - f. in 1902
  - g. in 1932
  - h. in 1935

**B. Read the headline. Guess if below are true (T) or false (F).**

11. Mohammad hatta was born in west Sumatra in 1902 (T/F)
12. Mohammad hatta joined the independence movement and edited in journal (T/F)
13. He continued his education in dutch (T/F)
14. He became a defense minister in 1932 (T/F)
15. Soekarno became a president Indonesia in 1984 (T/F)
16. Indonesia got freedom in 17<sup>th</sup> august 1932 (T/F)
17. Hatta returned to sumatera in 1932 (T/F)
18. The Indonesia people were unhappy because they didn't get their freedom (T/F)
19. Mohammad hatta is father of cooperative economics enterprise (T/F)
20. Soekarno joined in proclaiming the independence of republic of Indonesia (T/F)

Once upon a time in Ivory Coast in East Africa, there was a poor kindhearted peasant who lived with his wife in a quite village. One day, a famine struck his village, so the peasant and his wife moved to another village across a deep forest. They drove a small wooden wagon with drawn by an old donkey. After they had left their village, they met a pigmy boy on the way to the forest. The boy waved to them. The peasant stopped his wagon and to the boy asked them for lift on the wagon. The farmer permitted him. As soon as he had got into the wagon, the wagon got so heavy that it ran more slowly than before. The boy had not spoken anything to the peasant and his wife until they reached to the forest. When they has reached into the middle of the forest. Suddenly the boy said to them, “ can I stop here for a while, please?” before the peasant replied, the boy had disappeared.

21. What kind of the text above?
  - e. Narrative text
  - f. Descriptive text
  - g. Recount text
  - h. Explanation text
22. When did the peasant and his wife meet the pigmy boy?
  - e. they are starving



- f. when they are on the way to the forest
- g. when the wagon is so heavy
- h. when they were live in their village

23. When did the boy want to stop?

- e. When they reached into the middle of the forest
- f. When they met a pigmy boy
- g. When they felt so heavy
- h. When they felt bore

24. What happened to a pigmy boy after say stop?

- e. the boy ran
- f. the boy had disappeared
- g. the boy walked
- h. the boy was laugh

25. where is the plot of the story above

- e. north Africa
- f. south Africa
- g. East Africa
- h. West Africa



UNIVERSITAS ISLAM NEGERI  
**ALAUDDIN**  
M A K A S S A R

**C. Fill in the blank with appropriate words**

Beautiful      couldn't      born      past      thinks      Birthday  
Feels      forgets      know      the god

Happy 26. In my 27. life, God said a gem was going to be  
28.this date. I give you a boon that you get to be this 29.gem's friend..... I  
30.ask for anything more thanks 31. for giving me a friend like you because I'm very lucky to  
have you.

Happy birthday. It's a nice feeling when you 32.that someone like you, someone 33.  
about you, some ones needs; but it 34.much better when you know that someone never ever 35.  
your birthday. "HAPPY BIRTHDAY" your birthday is the perfect day to say I care.



***Students' Answer Key***

## RESEARCH INSTRUMENT



“Using Team Word-Webbing to increase Students’ Reading Comprehension at First Grade of SMA Negeri 14 Makassar”

Item : Post-Test

### A. Read the text carefully and answer the following question

1. B
2. A
3. B
4. A
5. A
6. B
7. A
8. D
9. A
10. B



### B. Read the headline. Guess if below are true (T) or false (F).

- |       |       |
|-------|-------|
| 1. T  | 13. A |
| 2. T  | 14. B |
| 3. F  | 15. C |
| 4. F  | 16. F |
| 5. F  | 17. T |
| 6. F  | 18. T |
| 7. T  | 19. T |
| 8. T  | 20. T |
| 9. T  | 21. A |
| 10. T | 22. B |
| 11. A | 23. A |
| 12. B | 24. B |



25. C

**C. Fill in the blank with appropriate words**

26. Birthday

27. Past

28. Born

29. Beautiful

30. Couldn't

31. The god

32. Know

33. Thinks

34. Feels



UNIVERSITAS ISLAM NEGERI  
**ALAUDDIN**  
M A K A S S A R

Appendix IV

The Classification of the Students' Pre-test in Control Class

No	Name	Pre-test	Classification
1.	Andre Hanusa Tandy	62	Fair
2.	Andrian Sahid	68	Fair
3.	Bagus Sajiwo	62	Fair
4.	Dimas Muqzal Minan Silooy	65	Fair
5.	Giranda Mungsi	71	Good
6.	Haryanto Bambang	68	Fair
7.	Irvan Suandi	68	Fair
8.	Jaldi	71	Good
9.	M. Agung Hermawan	60	Poor
10.	Muh. Adam Darmawan	62	Fair
11.	Mus Fachry Gilang	62	Fair
12.	Nurul Sakina	60	Poor
13.	Nurul Sakinah A	65	Fair
14.	Rezky Winaldi	65	Fair
15.	Salmiati	60	Fair
16.	Yuyun Deliana Rumbay	57	Poor
17.	Intan Sari	57	Poor
18.	Muh. Irman Fiqramsyah	57	Poor
19.	Sahrul Sirua Kalla	60	Poor
20.	Muh. Ibrahim Baharuddin	60	Poor
21.	Nurhaulia Karimah	60	Poor
22.	Nur Hikmah Virani	74	Good
23.	Rezky Destriyanto	62	Fair
24.	Nurul Atika	68	Fair
25.	Restu Nur Ilham	57	Poor
26.	Aulia Ramadhani	60	Poor

27.	Rama Nandika Putra Z	68	Fair
28.	Muh. Rafli Ramadhan	60	Poor
29	M. Khaerul	57	Poor
30	Andhika Ariel Lumentut	60	Poor



UNIVERSITAS ISLAM NEGERI  
**ALAUDDIN**  
M A K A S S A R

Appendix V

The Classification of the Students' Post-test in Control Class

No	Name	Post-test	Classification
1.	Andre Hanusa Tandy	71	Good
2.	Andrian Sahid	71	Good
3.	Bagus Sajiwo	77	Good
4.	Dimas Muqzal Minan Silooy	68	Fair
5.	Giranda Mungsi	77	Good
6.	Haryanto Bambang	71	Good
7.	Irvan Suandi	74	Good
8.	Jaldi	80	Good
9.	M. Agung Hermawan	71	Good
10.	Muh. Adam Darmawan	68	Fair
11.	Mus Fachry Gilang	74	Good
12.	Nurul Sakina	68	Fair
13.	Nurul Sakinah A	68	Fair
14.	Rezky Winaldi	68	Fair
15.	Salmiati	65	Fair
16.	Yuyun Deliana Rumbay	71	Good
17.	Intan Sari	77	Good
18.	Muh. Irman Fiqramsyah	71	Good
19.	Sahrul Sirua Kalla	71	Good
20.	Muh. Ibrahim Baharuddin	74	Good
21.	Nurhaulia Karimah	77	Good
22.	Nur Hikmah Virani	85	Very Good
23.	Rezky Destriyanto	68	Fair
24.	Nurul Atika	71	Good
25.	Restu Nur Ilham	77	Good
26.	Aulia Ramadhani	80	Good

27.	Rama Nandika Putra Z	71	Good
28.	Muh. Rafli Ramadhan	77	Good
29	M. Khaerul	68	Fair
30	Andhika Ariel Lumentut	71	Good



UNIVERSITAS ISLAM NEGERI  
**ALAUDDIN**  
M A K A S S A R



Appendix VI

The Classification of the Students' Pre-test in Experimental Class

No	Name	Pre-test	Classification
1.	Alim alias putra	71	Good
2.	Eka angriany	77	Good
3.	Faisal qurdiantoro putra	74	Good
4.	Fatmawati basri. D	82	Very Good
5.	Gebi Abdullah	77	Good
6.	Lenny nurlina sultan	74	Good
7.	M. iqram dewa saputra	80	Good
8.	M. ramadhan	82	Very Good
9.	Muh. Rana alfatra	88	Very Good
10.	Muh. Taufik hidayat	85	Very Good
11.	Muhammad alamsyah iskandar	80	Good
12.	Muhammad fathul bachri	77	Good
13.	Ni made egira dwi cahyani	74	Good
14.	Novi	74	Good
15.	Nur annisa	71	Good
16.	Nur fauziah	80	Good
17.	Nurul yushifa	80	Good
18.	Rahmat wahyudin	68	Fair
19.	Ridha angraeni	71	Good
20.	Riska tamara	74	Good
21.	Sitti najirah	85	Very Good
22.	Ulfia safitri	71	Very Good
23.	Zulkifli irwan DJ. M	71	Fair
24.	Aisyah ramadhani zen	77	Good
25.	Nyoman tri almayanti	71	Good
26.	Taufik suardi	74	Good

27.	Nurul aulia fajriani	80	Good
28.	Besse emmy shapira	82	Very Good
29	Muhammad rifki al kadir	80	Good
30	Nurul izza ma' rifany	80	Good




UNIVERSITAS ISLAM NEGERI  
**ALAUDDIN**  
M A K A S S A R

Appendix VII

The Classification of the Students' Post-test in Experimental Class

No	Name	Pre-test	Classification
1.	Alim alias putra	85	Very Good
2.	Eka angriany	88	Very Good
3.	Faisal qurdiantoro putra	88	Very Good
4.	Fatmawati basri. D	97	Excellent
5.	Gebi Abdullah	85	Very Good
6.	Lenny nurlina sultan	88	Very Good
7.	M. iqram dewa saputra	88	Very Good
8.	M. ramadhan	97	Excellent
9.	Muh. Rana alfatra	97	Excellent
10.	Muh. Taufik hidayat	97	Excellent
11.	Muhammad alamsyah iskandar	97	Excellent
12.	Muhammad fathul bachri	88	Very Good
13.	Ni made egira dwi cahyani	85	Very Good
14.	Novi	88	Very Good
15.	Nur annisa	85	Very Good
16.	Nur fauziah	88	Very Good
17.	Nurul yushifa S.	97	Excellent
18.	Rahmat wahyuddin	80	Good
19.	Ridha angraeni	85	Very Good
20.	Riska tamara	88	Very Good
21.	Sitti najirah	97	Excellent
22.	Ulfia safitri	88	Very Good
23.	Yemima Naomi	88	Very Good
24.	Zulkifli irwan DJ. M	88	Very Good
25.	Aisyah ramadhan zen	85	Very Good
26.	Nyoman tri almayanti	88	Very Good

27.	Taufik suardi	85	Very Good
28.	Besse emmy fajriani	97	Excellent
29	Muhammad rifki al kadir	97	Excellent
30	Nurul izza ma'rifany	88	Very Good



UNIVERSITAS ISLAM NEGERI  
**ALAUDDIN**  
M A K A S S A R

Appendix VIII

The Row Score of the Students' Pre-Test and Post-Test in Experimental Class

Respondents	Pre-Test		Post-test	
	Score $X_1$	$(X_1)^2$	Score $X_1$	$(X_1)^2$
1	71	5041	85	7225
2	77	5929	88	7744
3	74	5476	88	7744
4	82	6724	97	9409
5	77	5929	85	7225
6	74	5476	88	7744
7	80	6400	88	7744
8	82	6724	97	9409
9	88	7744	97	9409
10	85	7225	97	9409
11	80	6400	97	9409
12	77	5929	88	7744
13	74	5476	85	7225
14	74	5476	88	7744
15	71	5041	85	7225
16	80	6400	88	7744
17	80	6400	97	9409
18	68	4624	80	6400
19	71	5041	85	7225
20	74	5476	88	7744
21	85	7225	97	9409
22	71	5041	88	7744
23	71	5041	88	7744
24	77	5929	88	7744
25	71	5041	85	7225
26	74	5476	88	7744
27	80	6400	85	7225
28	82	6724	97	9409
29	80	6400	97	9409
30	80	6400	88	7744
<b>TOTAL</b>	<b>2310</b>	<b>178608</b>	<b>2692</b>	<b>242328</b>

Appendix IX

The Row Score of the Students' Pre-Test and Post-Test in Control Class

Respondents	Pre-Test		Post-test	
	Score $X_1$	$(X_1)^2$	Score $X_1$	$(X_1)^2$
1	62	3844	71	4624
2	68	4624	71	4624
3	62	3844	77	5929
4	65	4225	68	4624
5	71	5041	77	5929
6	68	4624	71	4676
7	68	4624	74	5476
8	71	5041	80	6400
9	60	3600	71	4624
10	62	3844	68	4624
11	62	3844	74	5476
12	60	3600	68	4624
13	65	4225	68	4624
14	62	3844	68	4624
15	60	3600	65	4225
16	57	3249	71	5041
17	57	3249	77	5929
18	57	3249	71	5041
19	60	3600	71	5041
20	60	3600	74	5476
21	60	3600	77	5929
22	74	5476	85	7225
23	62	3844	68	4624
24	68	4624	71	5041
25	57	3249	77	5929
26	60	3600	80	6400
27	68	4624	71	5041
28	60	3600	77	5929
29	57	3249	68	4624
30	60	3600	71	5041
<b>TOTAL</b>	<b>1883</b>	<b>118837</b>	<b>2180</b>	<b>159030</b>

Appendix X

The Mean Score

A. Control Class

1. Pre-Test

$$\bar{X} = \frac{\Sigma}{n}$$

$$\bar{X} = \frac{6276}{100}$$

$$\bar{X} = 62,76$$

2. Post-Test

$$\bar{X} = \frac{\Sigma}{n}$$

$$\bar{X} = \frac{7260}{100}$$

$$\bar{X} = 72,6$$

B. Experiment Class

1. Pre-Test

$$\bar{X} = \frac{\Sigma}{n}$$

$$\bar{X} = \frac{7700}{100}$$

$$\bar{X} = 77$$

2. Post-Test

$$\bar{X} = \frac{\Sigma}{n}$$

$$\bar{X} = \frac{8973}{100}$$

$$\bar{X} = 89,73$$



Appendix XI

The Standard Deviation

A. Experiment Class

1. Pre-Test

2. Post-Test

$$SD = \frac{\sqrt{SS_1}}{n}$$

$$SD = \frac{\sqrt{SS_1}}{n}$$

Where,

Where,

$$SS_1 = \sum X^2 - \frac{(\sum X)^2}{n}$$

$$SS_1 = \sum X^2 - \frac{(\sum X)^2}{n}$$

$$SS_1 = 120564 - \frac{(\quad)^2}{\quad}$$

$$SS_1 = 166608 - \frac{(\quad)^2}{\quad}$$

$$SS_1 = 120564 - \frac{119322.1^2}{10}$$

$$SS_1 = 166608 - \frac{166060.8^2}{10}$$

$$SS_1 = 120564 - 119322.1$$

$$SS_1 = 166608 - 166060.8$$

$$SS_1 = 120564 - 119322.1$$

$$SS_1 = 166608 - 166060.8$$

$$SD = \frac{\sqrt{120564 - 119322.1}}{10}$$

$$SD = \frac{\sqrt{166608 - 166060.8}}{10}$$

$$SD = \frac{\sqrt{120564 - 119322.1}}{10}$$

$$SD = \frac{\sqrt{166608 - 166060.8}}{10}$$

$$SD = \frac{\sqrt{120564 - 119322.1}}{10}$$

$$SD = \frac{\sqrt{166608 - 166060.8}}{10}$$

$$SD = \sqrt{42.82}$$

$$SD = \sqrt{547.2}$$

$$SD = 6.54$$

$$SD = 13.73$$





**B. Control Class**

**1. Pre-Test**

$$SD = \frac{\sqrt{\frac{\sum X^2}{n} - \frac{(\sum X)^2}{n^2}}}{\sqrt{n}}$$

**2. Post-Test**

$$SD = \frac{\sqrt{\frac{\sum X^2}{n} - \frac{(\sum X)^2}{n^2}}}{\sqrt{n}}$$

Where,  $SS_1 = \sum X^2 - \frac{(\sum X)^2}{n}$

Where,  $SS_2 = \sum X^2 - \frac{(\sum X)^2}{n}$

$$SS_1 = 118837 - \frac{(\quad)^2}{\quad}$$

$$SS_2 = 100054 - \frac{(\quad)^2}{\quad}$$

$$SS_1 = 118837 - \frac{118.189,63333^2}{\quad}$$

$$SS_2 = 159030 - \frac{158413^2}{\quad}$$

$$SS_1 = 118837 - 118.189,63333$$

$$SS_2 = 159030 - 158413$$

$$SS_1 = 647$$

$$SS_2 = 616.66$$

$$SD = \frac{\sqrt{647}}{\sqrt{10}}$$

$$SD = \frac{\sqrt{616.66}}{\sqrt{10}}$$

$$SD = \frac{\sqrt{22.32}}{\sqrt{10}}$$

$$SD = \frac{\sqrt{21.26}}{\sqrt{10}}$$

$$SD = \frac{\sqrt{2.232}}{\sqrt{10}}$$


$$SD = \frac{\sqrt{2.126}}{\sqrt{10}}$$

$$SD = \sqrt{22.32}$$

$$SD = \sqrt{21.26}$$

$$SD = 4.72$$

$$SD = 4.61$$



Appendix XII

The Significance Different

$$X_1 = 89.73 \quad SS_1 = 765.87$$

$$X_2 = 72.6 \quad SS_2 = 616.66$$

1. t-Test

$$t = \frac{\bar{X}_1 - \bar{X}_2}{\sqrt{\left(\frac{SS_1 + SS_2}{n_1 + n_2 - 2}\right)\left(\frac{1}{n_1} + \frac{1}{n_2}\right)}}$$

$$t = \frac{89.73 - 72.66}{\sqrt{\left(\frac{765.87 + 616.66}{30 + 30 - 2}\right)\left(\frac{1}{30} + \frac{1}{30}\right)}}$$


$$t = \frac{17.07}{\sqrt{\left(\frac{1382.53}{58}\right)(0.06)}}$$

$$t = \frac{17.07}{\sqrt{(23.83)(0.06)}}$$

$$t = \frac{17.07}{\sqrt{1.429}}$$

$$t = \frac{17.07}{1.19}$$

$$t_{\text{Hitung}} = 4.344$$



2. t-Table

For level of significance (D) = 0.05

Degree of freedom (df) = (N<sub>1</sub> + N<sub>2</sub>)-2 = (30 + 30) – 2 = 58

t – Table = 2.000

Appendix XIII

The Distribution of T-Table

Df	Level of Significance for two-tailed test					
	0,5	0,2	0,1	0,05	0,02	0,01
	Level of Significance for one-tailed test					
	0,25	0,1	0	0,025	0,01	0,005
1	1,000	3,078	6,314	12,706	31,821	63,657
2	0,816	1,886	2,920	4,303	6,965	9,926
3	0,765	1,638	2,353	3,183	4,541	5,841
4	0,741	1,533	2,132	2,776	3,747	4,604
5	0,727	1,476	2,015	2,571	3,365	4,032
6	0,718	1,440	1,943	2,447	2,143	3,707
7	0,711	1,451	1,895	2,365	2,998	3,499
8	0,706	1,397	1,860	2,306	2,896	3,355
9	0,703	1,383	1,833	2,262	2,821	3,250
10	0,700	1,372	1,812	2,226	2,764	3,169
11	0,697	1,363	1,769	2,201	2,718	3,106
12	0,695	1,356	1,782	2,179	2,681	3,055
13	0,694	1,350	1,771	2,160	2,650	3,120
14	0,692	1,345	1,761	2,143	2,624	2,977
15	0,691	1,341	1,753	2,331	2,604	2,947
16	0,690	1,337	1,746	2,120	2,583	2,921
17	0,689	1,333	1,740	2,110	2,567	2,898
18	0,688	1,330	1,734	2,101	2,552	2,878
19	0,688	1,328	1,729	2,093	2,539	2,861
20	0,687	1,325	1,725	2,086	2,528	2,845
21	0,686	1,323	1,721	2,080	2,518	2,831
22	0,686	1,321	1,717	2,074	2,505	2,819
23	0,685	1,319	1,714	2,690	2,500	2,807
24	0,685	1,318	1,711	2,640	2,492	2,797
25	0,684	1,316	1,708	2,060	2,485	2,787
26	0,684	1,315	1,706	2,056	2,479	2,779
27	0,684	1,314	1,703	2,052	2,473	2,771
28	0,683	1,313	1,701	2,048	2,467	2,763
29	0,683	1,311	1,699	2,045	2,462	2,756
30	0,683	1,310	1,697	2,042	2,457	2,750
40	0,681	1,303	1,684	2,021	2,423	2,704
60	0,679	1,296	1,671	2,000	2,390	2,660
120	0,677	1,289	1,658	2,890	2,358	2,617
∞	0,674	1,282	1,645	1,960	2,326	2,576

*Appendix XIV*

**Documentation**

**A. EXPERIMENTAL CLASS**





UNIVERSITAS ISLAM NEGERI

AL-**ADDIN**  
S S A R

B. CONTROLL CLASS



UNIVERSITAS ISLAM NEGERI  
**ALAUDDIN**  
M A K A S S A R



UNIVERSITAS ISLAM NEGERI  
AUDDIN



## CURRICULUM VITAE

Was born on June 23<sup>th</sup> 1993 in Makassar, HERMITA. She is the first children from three siblings. The study in SD NEGERI INPRESS SAMBUNG JAWA II graduated in 2006.

She continued her study in SMP KHADIJAH MAKASSAR and graduated in 2009. After that, she continued her study in SMAN 03 MAKASSAR graduated in 2012. Then, in 2012, she continued her study at Alauddin State Islamic University of Makassar. She was majoring in English Education Department in Tarbiyah and Teaching Science Faculty.



UNIVERSITAS ISLAM NEGERI  
**ALAUDDIN**  
M A K A S S A R