


**USING TEAM WORD-WEBBING TO INCREASE THE FIRST
GRADE STUDENTS' VOCABULARY AT MTsN BINAMU
JENEPONTO**



A Thesis

**Submitted in Partial Fulfillment of the Requirements for the Degree of Sarjana
Pendidikan (S.Pd) of English Education Department
Tarbiyah and Teaching Science Faculty
Alauddin State Islamic University
of Makassar**

UNIVERSITAS ISLAM NEGERI
By:
ALAUDDIN
UMMI KALSUM
M AKASSAR
Reg. Number: 20400112111

**ENGLISH EDUCATION DEPARTMENT
TARBIYAH AND TEACHING SCIENCE FACULTY
ALAUDDIN STATE ISLAMIC UNIVERSITY OF MAKASSAR
2017**

PERNYATAAN KEASLIAN SKRIPSI

Dengan penuh kesadaran penulis yang bertanda tangan di bawah ini:

Nama : Ummi Kalsum
NIM : 20400112111
Tempat/Tgl. Lahir : Jeneponto, 17 Maret 1993
Jur/Prodi/Konsentrasi : Pendidikan Bahasa Inggris
Fakultas/Program : Tarbiyah dan Keguruan
Alamat : Jl. Sultan Alauddin Ir. 6 No.9/C
Judul : *Using Team Word-webbing to Increase Students' Vocabulary at First Grade of MTsN Binamu Jeneponto.*

Menyatakan dengan sesungguhnya dan penuh kesadaran bahwa skripsi ini benar adalah hasil karya sendiri. Jika dikemudian hari terbukti bahwa ia merupakan duplikat, tiruan, plagiat, atau dibuat oleh orang lain, sebagian atau seluruhnya, maka skripsi dan gelar yang diperoleh karenanya batal demi hukum.

UNIVERSITAS ISLAM NEGERI
ALAUDDIN
M A K A S S A R

Makassar, 01 Agustus 2017

Penulis



Ummi Kalsum
NIM. 20400112111

PENGESAHAN SKRIPSI

Skripsi yang berjudul, *“Using Team Word-Webbing to Increase the First Grade Students’ Vocabulary at MTsN Binamu Jeneponto”*, yang disusun oleh **Ummi Kalsum**, NIM: 20400112111, mahasiswa Jurusan Pendidikan Bahasa Inggris pada Fakultas Tarbiyah dan Keguruan UIN Alauddin Makassar, telah diujikan dan dipertahankan dalam sidang munaqasyah yang diselenggarakan pada hari **Rabu**, tanggal **23 Agustus 2017 M** yang bertepatan dengan tanggal **01 Dzulhijjah 1438 H** dan dinyatakan telah dapat diterima sebagai salah satu syarat untuk memperoleh gelar Sarjana Pendidikan (S.Pd.) pada Fakultas Tarbiyah dan Keguruan, Jurusan Pendidikan Bahasa Inggris dengan beberapa perbaikan.

Samata-Gowa, 23 Agustus 2017M

01 Dzulhijjah 1438 H

DEWAN PENGUJI

(SK Dekan No. 1720 Tahun 2017)

Ketua : Dr. Hamka, M.Th.I.
Sekretaris : Sitti Nurpahmi. S.Pd., M.Pd.
Munaqisy I : Dr. Kamsinah, M.Pd.I.
Munaqisy II : Dr. H. Nur Asik, M.Hum.
Pembimbing I : Dr. H. Wahyuddin Naro, M.Hum.
Pembimbing II : Muh. Rusydi Rasyid, S.Ag., M.Ag., M.Ed.



Diketahui oleh:
Dekan Fakultas Tarbiyah dan Keguruan
UIN Alauddin Makassar



Amri
Dr. H. Muhammad Amri, Lc., M.Ag.
NIP. 19730120 200312 1 001

PERSETUJUAN PEMBIMBING

Pembimbing penulisan skripsi saudara, **Ummi Kalsum**, NIM: 20400112111, Mahasiswi Jurusan Pendidikan Bahasa Inggris pada Fakultas Tarbiyah dan Keguruan UIN Alauddin Makassar, setelah dengan seksama meneliti dan mengoreksi skripsi yang bersangkutan dengan judul “**Using Team Word-Webbing to increase Students’ Vocabulary at First Grade of MTsN Binamu Jeneponto**” memandang bahwa skripsi tersebut telah memenuhi syarat-syarat ilmiah dan dapat disetujui untuk diajukan ke sidang munaqasyah.

Demikian persetujuan ini diberikan untuk proses selanjutnya.


Gowa, 01 - 08 - 2017

Pembimbing I



Dr. H. Wahyuddin Naro, M.Hum.
NIP. 19671231 199303 1 030

Pembimbing II



Muh. Rusydi Rasyid, S.Ag., M.Ag., M.Ed.
NIP. 19721208 199803 1 003

UNIVERSITAS
ALAUDDIN
M A K A S S A R

ACKNOWLEDGEMENT

بِسْمِ اللَّهِ الرَّحْمَنِ الرَّحِيمِ

Alhamdulillah *RabbilAlamin*, the researcher would like to express her deepest gratitude to the Almighty Allah swt. Who has been giving mercy, blessing, inspiration, and good health all the time to conduct the vocabularythesis. Also the researcher does not forget to send great respect to the prophet Muhammad SAW. Peace be upon him, who has guided the human being from the worst to the peace or from bad condition to the better life.

During the writing of the thesis, the researcher received much assistance, valuable guidance, correction, suggestion, advice and golden support. Without them, the writing of this thesis would never be possibly completed. Therefore, the researcher would like to express the greatest thanks and appreciations for those people, they are:

1. **Prof. Dr. H. MusafirPababbari, M. Si**, the Rector of Islamic State University of Alauddin Makassar for his advice during her studied at the university.
2. **Dr. H. Muhammad Amri, Lc., M.Ag.**, the Dean of Tarbiyah and Teaching Science Faculty for advice and motivation.
3. **Dr. Kamsinah, M.Pd.I.**, and **SittiNurpahmi, S.Pd., M.Pd.**, the Head and the Secretary of English Education Department of Tarbiyah and Teaching Science Faculty of Alauddin State Islamic University (UIN) Makassar who have helped, guided, and supported the researcher.

4. The most profound thanks goes to the all lecturers of English Department and all staffs of Tarbiyah and Teaching Science Faculty for their help, support, and guidance during the researcher's studying at Alauddin State Islamic University (UIN) of Makassar especially for **Dr.H. WahyuddinNaro, M.Hum.** as the first consultant and **Muh. RusydiRasyid, S.Ag., M.Ag., M.Edas** the second consultant who give the researcher guidance, correction and overall support since the preliminary stage of manuscript until the completion of this thesis.
5. The researcher's beloved parents, **Marwan, S.E** and **St. Hajar** who always love, pray, motivate, and support for the researcher's success. The researcher's uncle and aunty, **Sulaeman, S.Ag** and **WidyawatiS.Pd.I** who has important role during my college and support for everything what about her. The Headmaster of MTsN Binamu Jeneponto and English teacher who have given opportunity to conduct this research in the school.
6. The researcher's beloved sisters and cousins **St. Hafsa, St. Saodah, and Sakina,** who always support her.
7. The Researcher would like to thank to close friend **Hermita, Yulia Udin Safitri, A. Mustainnah, Hilda Safitri, Nurhanifah, and Bismar,** who always beside her, nice sharing for anything and support to finishing this research.
8. The researcher's beloved friends in **PBI 5-6 2012,** for all their support, and motivation to fight obstacles during the study together in UIN Alauddin Makassar.

9. All of the first grade students at MTsN Binamu Jeneponto especially in class VII A and VII B, thanks for your participation and support in the research, so the researcher can finish this thesis.
10. All people who have helped her and those whom the researcher cannot mention one by one.

The researcher realizes that the writing of this thesis is far from the perfectness. Remaining errors are the researcher's own. Therefore, constructive criticism and suggestions will be highly appreciated.

Finally, willingly the researcher prays, May all our efforts are blessed by Allah swt. Amin.

Makassar, 01 Agustus 2017

UNIVERSITAS ISLAM NEGERI
ALAUDDIN
M A K A S S A R


The Researcher


UmmiKalsum
NIM. 20400112111

LIST OF CONTENT


TITLE PAGE	i
PENYATAAN KEASLIAN SKRIPSI.....	ii
PENGESAHAN SKRIPSI.....	iii
PERSETUJUAN PEMBIMBING	iv
ACKNOWLEDGEMENT	v
LIST OF CONTENT	viii
LIST OF TABLES	x
LIST OF APPENDICES.....	xi
ABSTRACT.....	xii
CHAPTER I INTRODUCTION	1
A. Background.....	1
B. Research Problem.....	3
C. Research Objectives	3
D. Research Significance	4
E. Research Scope	5
F. Operational Definition of Terms	5
CHAPTER II REVIEW OF RELATED LITERATURE	7
A. Some Previous Research Finding.....	7
B. Some Partinent Ideas.....	10
1) The concept of vocabulary	10
2) The concept of team word-webbing	18
C. Theoretical Framework	21
D. Hypothesis	23
CHAPTER III RESEARCH METHOD	25
A. Research Method.....	25
1. Research Design	25
2. Research Variables	26
B. Population and Sample.....	26
1. Population	26
2. Sample	27
C. Research Instrument	27

D. Data Collection Procedure.....	28
E. Data Analysis Technique.....	29
CHAPTER IV FINDING AND DISCUSSION.....	33
A. Findings	33
B. Discussion	39
CHAPTER V CONCLUSSION AND SUGGESTION.....	42
A. Conclusion.....	42
B. Suggestion.....	43
BIBLIOGRAPHIES	44
APPENDICES	
CURRICULUM VITAE	



LIST OF TABLES

Table 1	TheRate Percentage of Score Experimental Class in Pre-Test	33
Table 2	The Rate Percentage of Score Control Class in Pre-Test	34
Table 3	TheRate Percentage of Score Experimental Class in Post-Test	35
Table 4	TheRate Percentage of Score Control Class in Post-Test	36
Table 5	TheMean Score and Standard Deviation	37
Table 6	TheResult of T-Test Calculation.....	39



LIST OF APPENDICES

Appendix I	Lesson Plan
Appendix II	Instrument of Pre-test
Appendix III	Instrument of Post -test
Appendix IV	The Classification of the Students' Pre-test in Control Class
Appendix V	The Classification of the Students' Post-test in Control Class
Appendix VI	The Classification of the Students' Pre-test in Experimental Class
Appendix VII	The Classification of the Students' Post-test in Experimental Class
Appendix VIII	The Row Score of the Students' Pre-Test and Post-Test in Experimental Class
Appendix IX	The Row Score of the Students' Pre-Test and Post-Test in Control Class
Appendix X	The Mean Score
Appendix XI	The Standard Deviation
Appendix XII	The Significance Different
Appendix XIII	The Distribution of T-table
Appendix XIV	Documentation

ABSTRACT

Title : Using Team Word-Webbing to Increase the First Grade Students' Vocabulary at MTsN Binamu Jenepono

Researcher : Ummi Kalsum

Reg. Number : 20400112111

Consultant I : Dr. H.Wahyuddin Naro, M.Hum.

Consultant II :Muh. Rusydi Rasyid, S.Ag.,M.Ag., M.Ed.

The main objective of this study is to find out the increasing of students' ability in vocabulary that was taught by using this team word-webbing method. This research was conducted at MTsN Binamu Jenepono in Academic Year 2017/2018, this research, the populations were students in the first grade. The numbers of population were 245 students. In taking the sample, Class VII A and VII B was chosen by using purposive sampling technique. There were 35 students in Class VII A and 35 students in Class VII B. The total samples were 70 students.

Quasi-experimental design was applied in this research with two groups pre-test and post-test design. VII A was chosen as experimental class that taught by using Team Word-webbing method, and Class VII B was chosen as control class that taught by using Conventional method. The instrument used to collect data was vocabulary test.

The result of the research showed that, the first grade students of MTsN Binamu Jenepono had "good" score on pre-test with the mean score 76.57. After giving treatment the students got improvement, they got "very good" score with the mean score 88.05. The result of the data analysis indicated that, there was a significant improvement in the students' vocabulary ability after being taught using Team Word-webbing method. It was proved by the result of the statistical analysis of the level significance $P=0.05$ with degree of freedom (df) =68 indicated that the t-test values of the students' vocabulary (5,885) was higher than t-table value (1.980).

Based on the result of this research, the researcher suggest that the using of Team Word-webbing method is effective to increase the students' vocabulary, because it can help students to be more reliant on their own ability to think, to seek information to other source and to learn for other students.

CHAPTER I

INTRODUCTION

This chapter presents Background, Research Problem, Research Objective, Research Significance, Research Scope, and Operational Definition of Terms.

A. Background

Teaching and Learning is a process the opportunity given to the students to make a change and obtained from an experienced teacher. According to Noriati, Boon & Sharifah (2012) is to design, guide, educate and direct to produce a change involving teachers and students.

The concept of Teaching is to involve teachers as a source of knowledge and students as learners. Doing some teaching activities that have been designed based on the curriculum and the system. The concept of learning is a process whereby a person acquires knowledge and skills. According to Robert M. Gagne in Wahdaniah (2007) learning is a change in behavior or skill someone who can be conserved, excluding changes resulting growth process.

The main purpose of Teaching and Learning is focused on achieving skills. Skill achievement of the purposes the achievement learning such as English learning. In English learning focus on some skills that must be achieved, they are listening, speaking, listening and reading. The increase of those language skills are supported by the fourth elements of language, namely vocabulary, pronunciation, spelling and

grammar. Vocabulary is one of the basic skills that must be made as a test to measure skills.

Vocabulary is list of word in a particularly language. According to Webster in Sondang (2013), vocabulary is list of words and sometimes phrase usually arranged in alphabetical order. Vocabulary is one of skill that important in language learning because the lack of vocabulary will influenced in language.

Based on observation from MTsN Binamu Jeneponto, there are some problems in vocabulary. The problem was the teacher's technique used in teaching vocabulary was not interested or monotonous; it made the students lazy in learning vocabulary. Actually the main problem is the students difficult to memorize a long list of words.

To solve the problem above, technique and strategy are need in this case. The main goal technique and strategy are to achieve learning. Therefore, learning vocabulary is need technique to achievement, the technique, which can be applied to increase student's vocabulary achievement is word webbing technique. Word webbing technique can help the students to build the composition of their vocabulary easily. Jeanne M Stone (2007) argues that word webbing is a tool in concept development and information exchange. Word webbing also helps the students to be free to find the related words to the word given.

In team word webbing method use some skill in learning English. There are vocabulary, reading and writing. In vocabulary, team word webbing can use as

develop a vocabulary. One way to expand vocabulary is to find new words and discuss at length. Make creating a word web that maps out the new word.

Based on the explanation before the researcher is interested in conducting a research on vocabulary, entitled: “*Using Team Word-Webbing to Increase Students’ Vocabulary at the First Grade Students of MTsN Binamu Jeneponto*”

B. Research Problem

Based on the previous background, the problems of the research are:

1. How does the use of Team Word-Webbing increase the first grade students’ Vocabulary at MTsN Binamu Jeneponto?
2. Is the use of Team Word-Webbing effective to increase the first grade students’ Vocabulary at MTsN Binamu Jeneponto?

C. Research Objective

The objects of the research are formulated according to the problem statement above, as follow:

1. To describe how the use of team word webbing in increasing students’ Vocabulary achievement of MTsN Binamu Jeneponto.
2. To prove the effectiveness of using team word-webbing increasing students’ Vocabulary.

D. *Research significant*

The results of the research are expected to be beneficial both theoretical and practically elaborated in the following section.

1. Theoretical Significance

The research expects to be valuable information and contribution for teaching and learning English. Team Word-Webbing is one of a good technique to use in teaching vocabulary in the classroom. The result of the research is expected to be beneficial for teacher's information and reference for the readers, especially the next researchers through Team Word-Webbing technique.

2. Practical Significance

a. Significance for the students'

To give information for the students in learning vocabulary and memorize vocabulary by using team word-webbing. The researcher will expect that the result of this research to improve the understanding liveliness, and interest in students learning material presented by teacher, particularly in English subjects. To be able achieve this success, researcher applying learning through team word-webbing method. Expectation of writer is all students can enjoy when they learn English and it can present a happy and fun situation at the class, finally the students can improve their vocabulary.

b. Significance for the teacher

To give information for the English teacher, particular in the implementation integrate skill. The researcher expected to provide additional knowledge and understanding teacher and prospective English teachers on active learning model, particularly vocabulary. The teacher can make students interested in learning English.

c. Significance for the next research

This research can give significance to the other researchers as a reference for further studies on a similar topic.

E. *Research Scope*

The scope of research is focused on the use of Team Word-Webbing to increase the students' vocabulary of the first grade at MTsN Binamu Jenepono.

F. *Operational Definition Terms*

1. Definition of Using

Using is availing someone or something to make him, her, or it useful, functional or beneficial and putting into service or applying for a purpose.

2. Definition of Increase

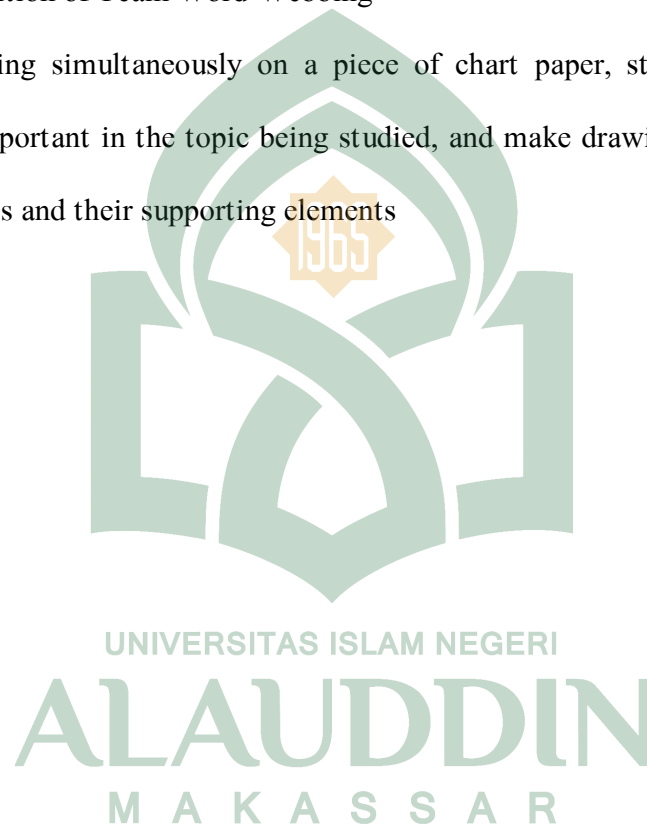
Definition of increase is become or make greater in size. It is meaning increase in vocabulary is added more list of word in language.

3. Definition of Vocabulary

Vocabulary is total number of words which build up a language, words known, used by person, list of words used in a book and usually with definition or translation.

4. Definition of Team Word-Webbing

Working simultaneously on a piece of chart paper, students write words which are important in the topic being studied, and make drawings which illustrate main concepts and their supporting elements



CHAPTER II

REVIEW OF RELATED LITERATURE

This chapter presents the review of related literature dealing with some related Research Findings, Some Pertinent Ideas, Theoretical Framework and Hypothesis.

A. Literature Review

There are some literature reviews that have relation to this research such as follows:

1. Previous Related Research Findings

There are some previous findings of some researchers that have relation to this research such as follows:

- a. The research has been conducted by Indah Permata (2010). In her thesis: “The Use of Webbing Technique for Teaching Vocabulary” (a case study of 5th Grade students of SDN Karang Rejo Kesesi academic Year 2009/2010). She concluded that the students can improve their vocabulary especially in English Language. She also stated that webbing can be the good technique in teaching vocabulary. There was a similarity between her research and the writer’s research. The similarity is that she used webbing in her techniques. But there was different between her researches with the writer’s research; those were participant, grade of students, teaching skill.

- b. Irma Agustini and Yunita Agnes Sianipar (2012) conducted the research of “Improving Students’ Vocabulary Achievement through Word Webbing Technique”, the mean of students’ score cycle (80) was higher than first cycle (67,75). Therefore, Word Webbing Technique significantly improves students’ achievement in vocabulary in SMPN 4 TAKENGON, ACEH TENGAH. This researcher (Irma Agustini and Yunita Agnes Sianipar) chose a action research because according them, this research appropriated with their method. The result of their method was succeeding because when researchers compared all the results of the scores of each meeting that as a result improve their scores.
- c. Sondang Manik (2013) “The Use of Word-Webbing Technique for Vocabulary Achievement of Husbandry English Class” in his observation, he got result the mean of the second cycle (86, 36) is higher than the first cycle (40, 90). Thus, by using word webbing technique to improved students’ vocabulary could be said worked well.

To compare with this research, by looking at those previous research findings above, the researcher could say that Team Word-Webbing method in an effective technique to use. Although some researchers above using Team Word-Webbing as a technique in teaching vocabulary at Junior high school class VIII or IX and senior high school class X but this researcher chose first class because in first class need more information and more explanation about vocabulary. At first class, the average

of students has little vocabulary and this researcher must be tried to explain and make students understand the meaning of vocabulary but using the word-webbing.

B. *Some Pertinent Ideas*

1. The Concept of Vocabulary

a. Definition of Vocabulary

Vocabulary is the core component of language proficiency and it provides much of the basis for how well learners listen, speak, read, and write. Before talking about the vocabulary, at first the researcher would like to put forward some definitions of vocabulary.

There is no doubt that what see and read in sentence of discourse is nothing but words. It is impossible to study or acquire a language without words, and Rivers in Wahyuddin (2011) points out that it would be impossible to learn a language without vocabulary. Without words language is not dry bone. It is a living thing, growing entity, clothed in the flesh of words.

According to Webster in Sondang (2013), vocabulary is list of words and sometimes phrases usually arranged in alphabetical order and are defined as dictionary, glossary, and lexicon. Coady and Huckin (1997), “the vocabulary is central to language and critical importance to the typical language learner” It means that the learner should master the vocabulary so that they can learn or understand the language. Vocabulary is defined as all the words used by a particular person or

all the words that exist in a particular language which are learned so thoroughly so that become part of child's understanding, speaking, reading, and writing, vocabulary.

According to Gairns and Nengsih (2008) working this way, after a short period of time, many learners may find out that learning vocabulary in list does not satisfy them, and they think the cause for it is just their bad memorization. Nengsih (2008) vocabulary can be defined roughly as the words we teach in foreign language.

According to Hornby in Ratmeilia (2014) vocabulary is total number of words which build up a language, words known, used by person, list of words used in a book and usually with definition or translation.

Hornby in Wahdaniah (2007) states that vocabulary is:

- a) The total number of words that make up a language
- b) Body of words known to person or used in a particular book
- c) List of words with their meanings, especially are which accompanied a text book in a foreign language

According to Good in Wahdaniah (2007) vocabulary is:

- a) The content and the function of word language, which are learned so that they become a part of speaking and later reading and writing vocabulary.
- b) The word having meaning when heard or seen even though not produced by individual with itself.

Akram in Wahdaniah (2007) states that vocabulary is:

1. A list of word and sometimes phrases, usually arranged in alphabetical order and define, a dictionary, glossary, or lexicon.
2. All the words of a language.
3. All the words used by particular person, class, profession, etc

Based on the various definitions above, it can be concluded that, vocabulary is a list of words arranged alphabetically and which have meanings and recognized and understood by particular person when speaking listening, reading, and writing.

b. Types of Vocabulary

Murcia and Olshtain in Wahyuddin T (2011), vocabulary is the stock of lexical item in a language for the purpose of learning and teaching activities, linguistics classified it into two kinds, namely receptive and productive vocabulary.

1. Receptive vocabulary refers to the words for lexical items which only can be recognized and comprehend in the context of reading and listening.
2. Productive vocabulary refers to the words which can be recalled and used appropriately in writing and speech.

But sometimes both receptive and productive vocabulary are difficult to be distinguished because a word that students has in his receptive store may suddenly become productive if the situation or context provokes to be a permanent stale of affairs.

Harmer (1991) distinguishes two type of vocabulary, namely:

- a. Active vocabulary, it refers to vocabulary that student's have been though or learned and they key expected to be able to use.
- b. Passive vocabulary, it refers to vocabulary that students will recognize when they meet them, but they may not able to produce it.
- c. Kinds of Vocabulary

Good in Syahril (2014) divides vocabulary into four kinds, they are:

1. Oral vocabulary refer to words that a person employs them in expressing ideas orally and actively.
2. Writing vocabulary refer to words that commonly used in writing.
3. Listening vocabulary refer to words that a person can understand when they are heard.
4. Reading vocabulary refer to words that someone can recognize them when he finds them in written form.

According to Heriyawati in Syahril (2014) there are two kinds of vocabulary: high and low frequency vocabulary.

1. High vocabulary frequency is one which is often used by the speakers, such as book, apple, and chair.
2. Low vocabulary frequency is one which is rarely used by the speakers, usually called difficult vocabulary because the vocabulary is unfamiliar to the listener, for example, aardvark, which is a name of animal.

3. Principle of Teaching and Learning of Vocabulary

Natsir in Mardiana (2010) indicates main principles of teaching and learning vocabulary as follows:

1. Aims: In teaching vocabulary, the teacher must know the aims and how many of vocabulary listed that learners are expected to be able to know.
2. Quantity: it is decided on the number of new words that the students can learn. The actual number will depend on number of factors varying from class and students.
3. Needs: to know are to select the words that will be taught to the students, these based on frequency and usefulness on the various meaning of a word, student's background and language needs.
4. Frequent exposure and repetition: in teaching and learning vocabulary there has to be a certain amount arepetition until there is evidence that students learn the target words.
5. Meaning presentation: when introducing new words, the teachers have to give clear explanation to students and deep understanding.
6. Situation: explaining and teaching vocabulary, the teachers must to know the students' situation whether the students are ready to accept the materials or not.
7. Presenting in context: one way present new words or unfamiliar word by using reading text.

8. Learning vocabulary in mother tongue and target language in teaching the words of target languages, the teachers can use words tongue as tool to compare similarities and differentiate of the words.

9. Guessing procedure in vocabulary learning: Guessing is one way in teaching vocabulary, it will help the students the vocabulary that have taught before and it leads the students for think the meaning of the new words taught.

d. Technique of Learning Vocabulary

Teaching and learning vocabulary are not simple. The teacher's ability to recognize the student's competence and characteristic are needed in teaching vocabulary, like teaching boys and girls, talkative and calm students. Therefore, the material taught to the students should be suitable with their level or rages.

Harmer in Wahyuddin T (2011) describes some ways in presenting vocabulary, as follows:

1. Realia

This way, the teacher brings the real object into the classroom and introduced to the students. In this case, the students learn to recognize the words by seeing the reality words like pen, ruler, ball, etc.

2. Pictures

Teaching vocabulary through pictures is familiarly focuses on the object. Pictures can be used to explain meaning of vocabulary items: the teacher might draw pens, ruler, etc.

3. Mime, Action, and Gesture

It is often impossible to explain the meaning of words and grammar either through the use of realia or in pictures, action, in particular, is probably better explained by mime (concept like running and smoking are easy to present in this way).

4. Contrast

This way, the teacher shows the students a word and asks the students to find out the contrast of the word, for example the meaning of full by contrasting it.

5. Enumeration

This way requires the teacher to introduce words by enumeration them with their general and specific meaning. A word with a general meaning, for instance “vegetable”, the teacher introduce this word and asks the students to find out some specific words relate to vegetable: such as potato, cabbage, carrot, etc.

6. Explanation

This way, the teacher introduces words by explaining or describing the object and asks the students to guess what the object is.

7. Translation

This way, the teacher asks the students to translate the given words into their mother tongue (native language). This strategy is very useful for beginners.

e. Part of Vocabulary

Vocabulary to include of three parts, they are:

1. Verb is word which can be used with subject to form basic of close sentence.

Verb is words express action of states of being. Verb are action word, the more action can note, the more power full them.

2. Nouns to determine a noun, first remember the tried and true wisdom that a noun is a person, place, thing, or idea.

3. Adjective very simply adjective modify nouns. This means that they may modify any verb, adjective are divided into categories as a way of understanding their purpose.

2. The Concept Of Team Word-Webbing

a. Definition of Team Word-Webbing

Working simultaneously on a piece of chart paper, students write words which are important in the topic being studied, and make drawings which illustrate main concepts and their supporting elements. Before implementing team word webbing, students should have had numerous opportunities to web as a teacher directed activity Wiesendanger (1992).

Word webbing is a technique that can be used to expand idea or words. This technique is helpful for the students who want or like to expand their ideas or words, especially in learning vocabulary. From the keyword given, the students make their own word which is related to the keyword. Students first put an interest topic in the

center circle of the map/web. Then students brainstorm what words are related to the topic. Students draw line or branches from the topic and write everything words related to the topic. Each line consists of one word that related to the topic and then circle. Word webbing technique makes students easy in learning vocabulary and improves their vocabulary

Word webbing technique can help the students to build the composition of their vocabulary easily. Jeanne M Stone (2007) argues that word webbing is a tool in concept development and information exchange. By using it, the students are motivated to be creative because they are free to create new ideas and put it on the piece of paper and become a writing product. Word webbing also helps the students to be free to use their background knowledge which can be related with the topic that they want to write. Moreover, the students can make list of words to the topic, then organize them in graphic, identify the relationship by drawing lines to represent the connections. By exploring the topic that they are familiar with, the students can be driven to develop vocabulary because this technique is more visual.


The concepts of team word webbing is that students write simultaneously on piece of chart paper, drawing main concepts, supporting elements, and bridges representing in the relation of ideas in a concept. The use of team word webbing teaching learning is to analysis of concepts into components, understanding multiple relations among ideas, differentiating concepts.

Stone in Muhammad Mufti Haris (2011) this strategy, the main topic is written in the center of the paper in a rectangle. The team members' Round Table add core concepts in ovals around the main topic. Then the team has a free-for-all adding details and making bridges between ideas.

b. Structure of Team Word-Webbing

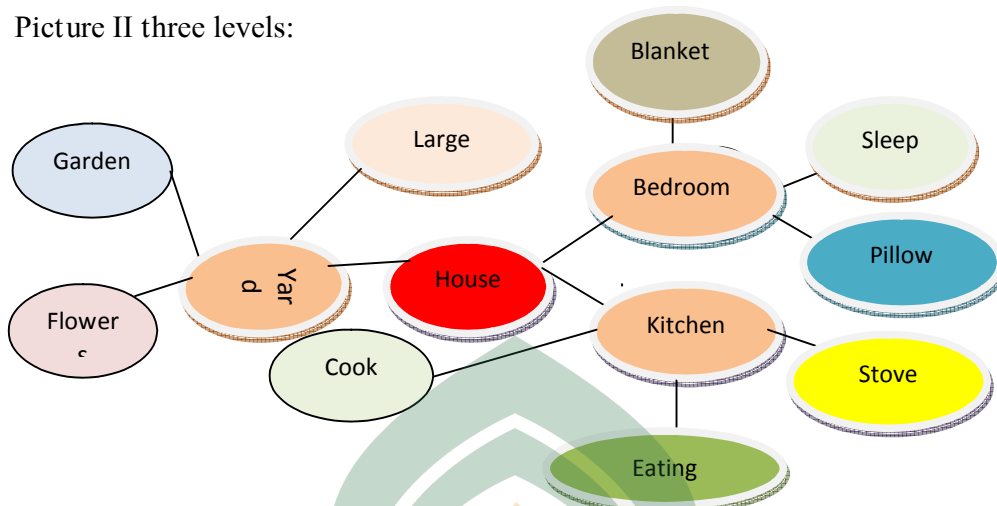
Webbing works well for coming up with ideas quickly or develops words. The first stage of the webbing decides a topic and puts it in the center then circles it. Next, write another word, circle again and draw a line between them. It is clear that webbing works easily. The stage of webbing is described below:

Picture I two levels:



The word webbing above is webbing with two levels. The using of different color is very useful to easy understand. After this stage, adding the level can develop webbing. The following is webbing three levels:

Picture II three levels:



The picture II, by using word webbing technique, the students can develop their idea or their vocabulary based on their knowledge. It can be explained that webbing shows the relationship among the words. From the keyword “house”, students can mention and write many words which are related to the keyword and then circle. The webbing is webbing with three levels. The first level is word of yard with the others words in around the word “yard” (flowers, garden and large), the second level is bedroom with others words in around the word “bedroom” (blanket, sleep and pillow) and the third level is kitchen with the others words in around the word “kitchen” (cook, eating utensil, and stove).

d. Teaching Vocabulary through Word Webbing Technique

Word webbing is a good technique in teaching vocabulary. In learning process, teacher will introduce the category of words or give the topic, for example house. Then, teacher suggests students to use the word category or topic as keyword and ask them to write the word in center and circle that represent the keyword. Then

student write another word, circle again and draw a line between them from the keyword. Each line consists of one word that related to “house” such as bedroom, kitchen and yard. By using this word webbing, students are hoped to find their own new words that related to keyword.

There are some steps that the teacher should carry out in the classroom in teaching vocabulary by using word webbing:

1. Students are asks to gather around and make a circle form.
2. Teacher asks students to think about a topic. Many topics are mention by them and the teacher chooses one of them. For example “cats”.
3. After that teacher makes the students respond. Ask them what they know about cats.
4. The students mention everything about cats include the habitual of cats. This activity makes students to think more and build their idea.
5. Then teacher writes “cat” in center of board and then circle it.
6. Teacher asks students to think more about “cat”, the students who answer is ask to write his word around the word ” cat” then circle it.
7. Teacher asks another student to draw a line between the words on the board. After that teacher tells them that line means the relationship of the words.
8. Teacher asks for more suggestion from the class until the students have seen enough to get the idea.
9. The next activity is the time for each student to make his/her own web maps.

10. To make them able to use this technique, the teacher just makes webbing with three levels.

e. Advantages of Team Word-Webbing

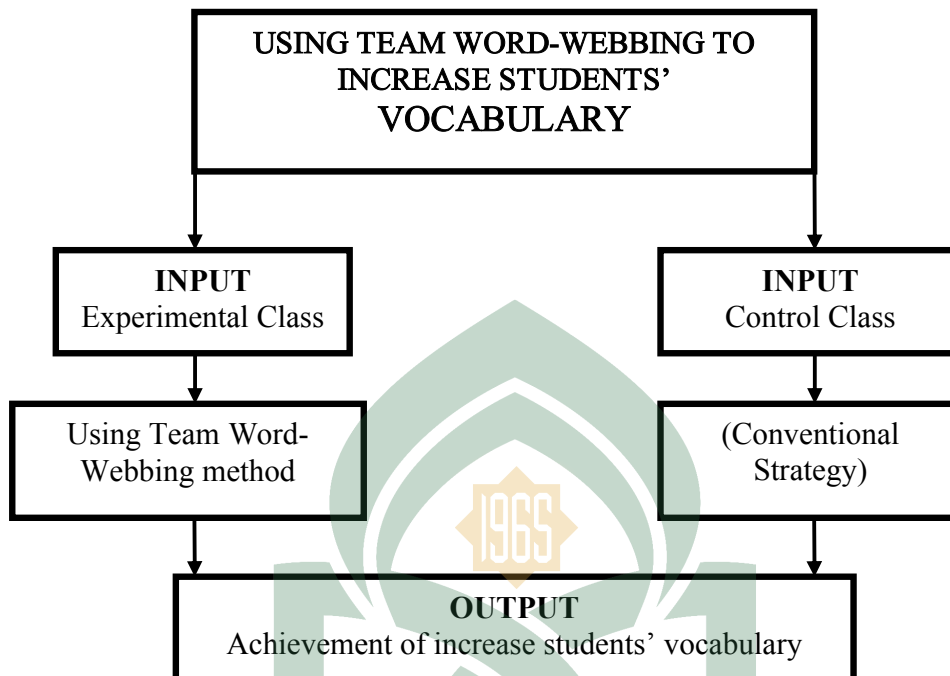
Team word webbing has advantages in teaching learning. The general advantage of team word webbing is to motivate students and to make students interacting with other students because students has to work together doing activities. Team word webbing has several advantages.

f. Disadvantages of Team Word-Webbing

Team word- webbing method has a disadvantage in learning English. Team word webbing method is monotoun. In team word-webbing method, sometimes not all students can be participant to work a task.

C. *Theoretical Framework*

Vocabulary is an element that support English language component skills. If the students have more vocabulary, it will make them easily in express their ideas, feeling, emotion, etc. It means that vocabulary mastery is very important in process of teaching and learning English. The theoretical framework is as follows:



The previous diagram describe about the process of learning and teaching in the class. In experimental class, the researcher implemented vocabulary with using Team Word-Webbing to the students. Meanwhile, in control class the student was taught by using Conventional strategy. This conventional strategy is also known as traditional method. It is the most common teaching behavior found in schools worldwide that the teacher usually used to teach the students in the class. In the last, the result of the test by using Team Word-Webbing technique and without using Team Word-Webbing technique was shown the output of the students. The output refers to the students' achievement in vocabulary after got treatment from researcher.

D. Hypothesis

The hypothesis of the research as formulated as followed:

- 1) Null Hypothesis (H_0) : Teaching vocabulary by using Team Word-Webbing cannot improve the students' English vocabulary.
- 2) Alternative Hypothesis (H_1): Teaching vocabulary by using Team Word-Webbing can improve the students' English vocabulary.



CHAPTER III

RESEARCH METHOD

This chapter presents Research Method, Population and Sample, Research Instrument, Procedure of Collecting Data and Data Analysis Technique.

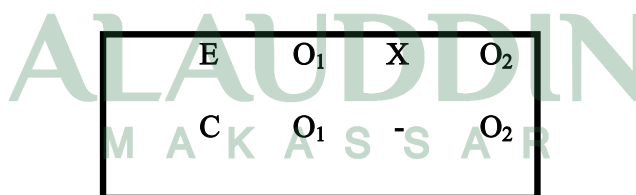
A. *Research Method*

1. Research Design

The researcher applied quasi-experimental design with the non-equivalent control group design. It was consisted of an experimental class and control class. The experimental group was given pre-test, received the treatment, and given post-test, therefore the controlled group was do pre-test and post-test only with conventional method in the class.

The design involved one group which are pre-test (O_1), expose to treatment (X), and post-test (O_2). This design might also be presented as follows:

UNIVERSITAS ISLAM NEGERI



(Arifin, 2012)

Where:

E : Experimental group

C : Control group

X : Treatment

O_1 : *Pre-test*

O_2 : *Post-test*

2. Research Variable

The kinds of variable that correlated with the research consisted of Independent and Dependent variable. Independent variable is a variable that influenced another variable to achieve what was expected researcher, while Dependent variable is the result that expected through implement of the Independent variable Arikunto (2013). Based on the title above, the researcher identified that dependent variable is students' vocabulary ability and the independent variable is the Team Word-Webbing technique.

B. *Population and Sample*

1. Population

According to Arikunto (2013) population is all of the research subjects. Then, Gay in Syahril (2014) stated that population may be virtually any size and may cover almost any geographical area; it also means the entire group of interest to the researcher is rarely available. The target population of the research conducted at the first grade students of MTsN Binamu Jenepono in academic year 2017/2018. There were six classes of this school; they were VII.A, VII.B, VII.C, VII.D, VII.E, VII.F, and VII.G which consist about 35 students each class. The total numbers of population are about 245 students.

2. Sample

Sample is a sub group of population to this group represents the characteristic of the population. According to Gay in Syahril (2014), sampling is the process of selecting a number of participants for a study in such a way that they represent the larger group from which they will selected. In this research, the sample is will take two classes as the sample, the sample of this research was chosen by using purposive sampling technique. The researcher takes purposive sampling because using purposive sampling expected in the samples obtain criterion really appropriate research to be conducted. Class VII.A was the experimental group and class VII.B was the control class. Each of the classes consists of 35 students, therefore the total number of students as sample of the research is 70.

C. Research Instrument

The instrument used in this research is test. The test was conducted in pre-test and post-test (competence test). The test is multiple choice, matching word, fill in the blank consist of 35 numbers. The test was two sections. The pretest gave before the treatment to get the data on the students' knowledge in vocabulary. The post-test gave to know the increasing students' vocabulary ability after the treatment.

D. *Data Collection Procedure*

1. Pre-test

The researcher gave pre-test to the students before doing the treatment, which aim to know their basic knowledge about vocabulary. The researcher distributed answer sheet to the students in experimental class and control class.

2. Treatments

The treatment was began on March 6th, 2017 and finished on March 20th, 2017. The treatment was given in four meetings. Each meeting lasted for 45 minutes. The researcher used “Team Word-webbing method” in teaching reading text to the students.

The steps in teaching vocabulary by using team word-webbing method described as follows;

- (1) The researcher introduced and explained about Team Word-webbing technique.
- (2) The researcher gave the students a vocabulary material and asking them to answer the question which prepare by the researcher.
- (3) The researcher decided the students to work in group and asked them to share their thinking each other about the question and answer the question.
- (4) The researcher asked the students to write. The students can be free-for-all adding the word that coherence with the topic and what they write. The students can make a relation among one word to another word using bridges. They must focus in their text.
- (5) The researcher corrected the students’ answers and gave score. The winner was the group that reached the highest score.

3. Post-Test

After that, the researcher was giving post-test to the students. The post-test used to know the result of the students' vocabulary by using Team Word-Webbing technique.

E. *Data Analysis Technique*

There are many techniques used in analyzing the data. They are:

To know the students' achievement both of two groups, the researcher used statistical analysis. The steps are:

- 1) Scoring the students' answer on pre-test and post-test by using formula:

$$\text{Total grade} = \frac{\text{Total correct}}{\text{Total items}} \times 100$$

- 2) Classifying the students' score using the following scale:

Table the students' classification score

Scale	Classification
90 to 100	Excellent
80 to 89	Very Good
70 to 79	Good
60 to 69	Fairly Good
BELLOW 60	Fair

(Wayan N & P. P. N Sunartama in Nurianti, 2015)

- 3) Finding out the mean score of the students' answer by using the following formula:

$$\bar{X} = \frac{\sum X}{N}$$

Notation:

\bar{X} : Mean Score

$\sum X$: The sum of all score

N : The total number of subject

(Gay, L.R., in Syahril. 2014)

- 4) Finding out the standard deviation the students' score in pre-test and post-test by calculating the value of the test:

$$SD = \frac{\sqrt{\sum x^2 - \frac{(\sum x)^2}{N}}}{N-1}$$

Where:

SD = Standard deviation

$\sum x$ = The sum of all score

$\sum x^2$ = The sum square of all sore

N = Total number of students

(Gay in Syahril, 2014)

- 5) To find out the significant differences between the score of pre-test and post-test by using formula:

$$t = \frac{\bar{D}}{\sqrt{\frac{\sum D^2 - \frac{(\sum D)^2}{N}}{N(N-1)}}$$

Where:

t = Test of significance

\bar{D} = The mean score

$\sum D$ = The sum of total score of difference

D = The Square of the sum score of different

N = the total number of students

(Gay in Syahril, 2014)

- 6) To find out the mean score differences by using the formula:

$$\bar{D} = \frac{\sum D}{N}$$

Where:

\bar{D} = The mean of the differences score

$\sum D$ = The sum of the differences score

N = The total number of students

(Gay in Nurianti, 2015)



CHAPTER IV

FINDING AND DISCUSSION

This chapter presents the findings of the research and its discussion. The finding of the research consists of the description of the result of data collected through the test and the discussion covers the details interpretation of the research.

A. Finding

The finding of this research deals with the students' score of pre-test and post-test, the frequency and the rate percentage of the students' score, the means score and standard deviation of pre-test and post-test, the t-test value and the hypothesis testing. The findings are described as follows.

1. The Classification of the Students' Pre-Test Score in Experiment and Control Class.

Before the treatment, the researcher conducted the pre-test. The result of the pre-test was acquired to know the students' degree in mastering vocabulary text. All students' result can be seen in the data in *table 1*.

Table 1
The Rate Percentage of Score Experimental Class in the Pre-Test

No.	Classification	Score	Frequency	Percentage
1	Excellent	90 – 100	-	-
2	Very Good	80 – 89	15	40%
3	Good	70 – 79	19	55%
4	Fairly Good	60 – 69	1	5%
5	Fair	50 – 59	-	-
6	Very Poor	Less than 40	-	-
	TOTAL		35	100%

The table 1 shows that, there was 15 (40%) students classified into very good score, there were 19 (55%) students classified into good score, there were 2 (10%) students classified into poor score, there were 1(5%) student classified into fairly good score, and none of students (0%) classified into excellent, fair and very poor score. The result it can be concluded that, the students' vocabulary achievement on pre-test ranges from very good to fairly good classification.

Table 2
The Rate Percentage of Score Control Class in the Pre-Test

No.	Classification	Score	Frequency	Percentage
1	Excellent	90 – 100	-	-
2	Very Good	80 – 89	-	-
3	Good	70 – 79	15	44%
4	Fair	60 – 69	20	56%
5	Poor	50 – 59	-	-
6	Very Poor	Less than 40	-	-
TOTAL			35	100%

Table 2 above shows that, the rate percentage of the score of control class in the pre-test from 35 students. None of students classified into excellent and very good score. There were 15 (44%) students classified into good score, there were 20 (46%) students classified into fair score. The result it can be concluded that, the students' vocabulary achievement on pre- test ranges from good to fair classification. This indicates that, the rate percentage of score control class in the pre-test was low score.

Based on the result, it can be seen that, the rate percentage in the post-test was higher than the rate percentage in the pre-test.

2. The Classification of the Students' Post-Test Score in Experimental and Control Class.

Table 3
The Rate Percentage of Score Experimental Class in the Post-Test

No.	Classification	Score	Frequency	Percentage
1	Excellent	90 – 100	5	32%
2	Very Good	80 – 89	27	63%
3	Good	70 – 79	1	5%
4	Fair	60 – 69	-	-
5	Poor	50 – 59	-	-
6	Very Poor	Less than 40	-	-
TOTAL			35	100%

After treatment, the researcher conducted the post-test. All students' result could be seen in table 3. There were 5 (32%) students classified into excellent score, there were 27 (63%) students classified into very good score, there was 1 (5%) student classified into good score, and none of the students (0%) classified into fairly good, fair, and very poor score. The result it can be concluded that, the students' vocabulary achievement on posttest ranges from excellent to good classification.

Table 4
The Rate Percentage of Score Control Class in the Post-Test

No.	Classification	Score	Frequency	Percentage
1	Excellent	91 – 100	1	5%
2	Very Good	81 – 90	20	56%
3	Good	71 – 80	14	39%
4	Fair	61 – 70	-	-
5	Poor	51 – 60	-	-
6	Very Poor	Less than 50	-	-
TOTAL			35	100%

While the rate percentage of the score of control class in the post-test from the 35 students as table 4 above shows that, there was 1 (5%) was classified into excellent score. There were 20 (56%) students classified into very good score, there were 14(39%) students classified into good score, and none of the students (0%) classified into fairly good, fair, and very poor score. The result it can be concluded that, the students' vocabulary achievement on posttest ranges from excellent to good classification.

It can be seen that, the rate percentage in the post-test was higher than the rate percentage in the pre-test.

Based on the data above, it means that, there was improvement of students who were taught using Team Word-Webbing Technique and Conventional strategy,

but using Team Word-Webbing Technique can be more improving the students' vocabulary ability than Conventional strategy. In addition, the researcher can conclude that using Team Word-Webbing Technique can help students to overcome their problem in vocabulary.

3. The Mean Score and Standard Deviation of the students' Experimental and Control Group

Table 5
The Mean Score and the Standard Deviation of Experimental and Control Group of the Students' Pre-test and Post-test.

Types	Mean Score		Standard Deviation	
	Pre-test	Post-test	Pre-test	Post-test
Experimental	76.57	88.05	5.1	5.13
Control	68.02	81.34	4.58	5.10

After calculating the results of the students' pre-test and post-test from the experimental group and the control group, the mean score and standard deviation of their scores presented in table 5. The mean score of the students' pre-test of experimental group which shown from the table was 76.57 with standard deviation was 5.1. The mean score of the students' pre-test of control group which shown from the table was 68.02 with standard deviation was 4.58.

The mean score of the students' post-test of the experimental group which shown from the table was 88.05 with standard deviation was 5.13. The mean score of students' post-test of control group which shown from the table was 81.34 with

standard deviation was 5.10. It revealed that the mean score and standard deviation of pre-test and post-test of experiment group and control group were different which obtained from the students.

Based on the data above, the results achieved from both tests, the pre-test and the post-test, were different. The students' ability of experimental group in mastering vocabulary was higher than the control group. Based on the result before, the researcher has considered Team Word-Webbing technique could be one of the effective ways to enhance the students' vocabulary ability. It based on the mean score of experimental group's post-test was higher than control group.

4. Hypothesis Testing the Difference Significant Between the Experimental and Control Group

Although, the mean score increased after treatment but the hypothesis in Chapter II p. 23 must be tasted again with the statistical calculation. The statements of the hypothesis are:

(Ho) : Teaching vocabulary by using Team Word-Webbing cannot improve the students' English vocabulary.

(H1) : Teaching vocabulary by using Team Word-Webbing can improve the students' English vocabulary.

To know whether the mean score of the experimental group and the control group was statistically different, the t-test applied with the level significance (P) = 0.05 and the degree of freedom (df) = $N-2$, where $N_1 = 35$ and $N_2 = 35$. The result of t-test after calculation can be seen the following *table 6*.

Table 6
The Result of t-test calculation

Variable	t-test Value	t-table Value
$X_1 - X_2$	5.885	1.980

The table 6 indicates that, value of the t-test was 5.885 and the value of the t-table was 1.980 with significant level (P) = 0.05 and (df) = 78, then the value of t-test was higher than the value of t-table ($5.885 > 1.980$). It means that $H_1 > H_0$, the hypothesis was accepted.

B. Discussion

Team word- webbing method is a suitable method or strategy applied in the classroom in teaching vocabulary. This method helped the students to increase their vocabulary ability. The students increased their self-confidence and reduced their anxiety through Team word-webbing method in vocabulary. By applied Team word-webbing method process, the students had appropriate behaviors in vocabulary process. Regulating and problem solving in Team word- webbing method process had great effect in learning process toward completion vocabulary task.

In this research, several things have been inferred logically. First, for both classes, they were inclined to have similar problems in vocabulary process. For example, when they were conducting a pre-test, most of them had inadequate and failing score. Second, before applying Team word- webbing method in experimental class, the students' ability was very difference. Most of the students were in the lowest level; Adequate to fair and unacceptable-not score, the least of them were in adequate, excellent to good and good to adequate score. Third, after applying Team word- webbing method, students in experimental class showed their improvement. Most of them are in excellent, good, and adequate score. On the other hand, none of them was in the inadequate and failing score.

Analysis of the mean score gap in the post-test between the experimental and control class ensured if the method used was effective. Based on the data collection from the students showed that, the t-value was 5.885 with the level significance 0.05 and the degree of freedom (df) 68 while the t-table was 1.980. The t-value is higher than the t-table ($5.885 > 1.980$). So, the null hypothesis (H_0) of the research was rejected and alternative hypothesis (H_1) was accepted. It means that the using of team Word-webbing method is significantly effective because the students showed the increase in the test result.

Based on the result of this research, which shows the students' scores were much higher after the treatment in experimental class using Team word- webbing method. The use of Team word- webbing method was surely beneficial to increase

the students' vocabulary. Same statement's from experts that can support this thesis. According to Kagan (2001), word webbing technique is a way to help the students to think more creative to associate idea or words more easily. Word webbing is a mind mapping of words, which is formed by webs and links. The subject of this study is students of Husbandry department of Nommensen University Medan. There are 22 students in a class held on odd semester in 2011. The result is word webbing technique is significantly improving students' vocabulary achievement. Addition, Sondang Manik (2013) concluded that using word webbing technique in vocabulary can be improved students' vocabulary.

In summary, the researcher asserted that team Word-webbing method is one of various methods that useful in teaching vocabulary. There were some points that make team word-webbing method in teaching vocabulary was effective. They were: Using Team Word-webbing method, students learn from one another and get to try out their ideas. Students' confidence improves and all students are given a way to participate in class, rather than the few who usually volunteers. The benefits for the teacher include increasing time on task in the classroom and greater quality of students' contributions to class discussions. Students and teachers gain much clearer understandings of the expectation for attention and participation in classroom discussions.

CHAPTER V

CONCLUSION AND SUGGESTION

This chapter consists of two parts, the first deals with the conclusions of the findings, and the second part deals with suggestions.

A. Conclusions

Based on the findings and the discussions in the previous chapter:

1. It is proved from the result of the test showed that there was a significant difference between students' pre-test and post-test. Also, the t-test value was higher than the t-table value. It obviously seems that there was increase in students' vocabulary after giving treatment by using Team Word-webbing method.
2. Team Word-webbing technique is effective to increase students' the first grade vocabulary at MTsN Binamu Jenepono.

B. Suggestion

Relation to the conclusion above, the researcher would like to suggest the following points:

1. The teaching vocabulary, the teacher should use some different method and ways to attract the students' attention to learn vocabulary.
2. The researcher suggests to the English teacher to be more creative in presenting materials in teaching vocabulary as one alternative among other

teaching methods because it help the students to be more interested, active, and enjoy in learning.

3. The use of Team Word-webbing method is very effective to increase students' vocabulary. Therefore, the researchers suggest to the English teacher especially in MTsN Binamu Jenepontoto use Team Word-webbing method as a technique or method in teaching vocabulary.
4. This research will be a useful information and contribution for the next researcher especially about students' comprehension and reference in vocabulary.
5. For the next researchers who want to use Team Word-webbing method, it would be better if the next researcher is conducted in a longer period.

BIBLIOGRAPHY

Arifin, Z. *Penelitian Pendidikan Metode dan Paradigma Baru*. Bandung: PT. Remaja Rosdakarya. 2012.

Arikunto, S. *Prosedur Penelitian*. Jakarta: RinekaCipta. 2013.

Agustini, Irma and Yunita Agnes Sianipar. *Improving Students' Vocabulary Achievement Through Word Webbing Technique*. 2012

Brown, H. Douglas. *Teaching By Principle: An Interactive Approach To Language Pedagogy*. San Fransisco: Longman. 2002.

Bull, Victoria. *Oxford Learner Pocket Dictionary; Fouth Edition*. China: Oxford University Press. 2011.

Coady, James and Huckin, Thomas. *Second Language Vocabulary acquisition: A Rationale for Pedagogy*. Cambridge University Press. 1997.

Harmer, Jeremy. *The Practice of English Language Teaching*. London: Oxford University Press. 1991.

Haris, Muhammad Mufti. *The Effectiveness Of Using Team Word-Webbing To Increase Students' Reading Comprehension In News Item Text (An Experimental Research at the 10th Grade of MA DarulAmanah Sukorejo Kendal in Academic Year of 2010/2011)*. 2011.

- Kagan, S. 2001. *Planning Guides and Teaching Technique Plus Activities and Projector Working*. Available
- Manik, Sondang. *The Use of Word Webbing Technique for Vocabulary Achievement of Husbandry English Class*. 2013
- Mardiana. *Teaching English by using and movement to improve students' vocabulary at Aisyiyah ParangLayang Kindergarten Makassar*. Thesis English Department Language 45 Makassar. 2010.
- M Stone, Jeanne. *Cooperative Learning Reading Activities*. Australian: Hawker Brownlow Education. 2007.
- Nurianti HS. *The Effectiveness of Hangman Game in Teaching Vocabulary for Young Learners at Second Grade of SMP Negeri 9 Makassar*. Thesis. Makassar. Tarbiyah and Teaching Science Faculty of UIN Alauddin. 2015.
- Nengsih, Prasetya Rahmi. *Teaching English Vocabulary of Fifth Year Students of SD Inpres Malengkeri II Trough TPR Method, a thesis UNM Makassar*. 2008.
- Noriati, A.R., and Boon, P.Y., Sharifah Fakriah. *Murid dan alam belajar*. Shah Alam: Oxford Fajar Sdn Bhd. 2012
- Permata, Indah. *The Use of Webbing Technique for Teaching Vocabulary" a case studies of 5th Grade students of SDN Karang Rejo Kesesi academic Year 2009/2010*. Semarang: English Department and Education Faculty IKIP, 2010.
- Ratmeilia, Nur Rahmi. *Improving the Students' Vocabulary through Guess Word Model at the Second Year Students' SMA YP PGRI-2 Makassar*. Thesis. Makassar: Tarbiyah and Teaching Science Faculty of UIN Alauddin. 2014.
- Richards & Theodore S. Rodger, Jack C. *Approaches and Methods in Language Teaching. United States of America*: Cambridge University Press. 2001.

Syahril. *The Effectiveness of Grouping Words Technique to Enhance Students' Basic Vocabulary at the First Year Students MTs MadaniAlauddinPaopao.*A Thesis. Makassar: Tarbiyahand Teaching Science Faculty of UIN Alauddin. 2014.

Wahyuddin T. *The Influence of Using Instructional Media toward The Students' Vocabulary Achievement at the Second Year of SMA Negeri 1 SinjaiBarat.*A thesis of UIN Alauddin Makassar. 2011.

Wahdaniah. *A Correlation between Reading Speed and Vocabulary Mastery of the Students of SMA Negeri 1 Majene.* A thesis of UNM Makassar. 2007.

Wiesendanger, Katherine D.and Lois bader. *Reading horizons* .Western Michigan University.1992





APPENDICES

UNIVERSITAS ISLAM NEGERI
ALAUDDIN
M A K A S S A R

Appendix I

RENCANA PELAKSANAAN PEMBELAJARAN (RPP)

Sekolah : MTsN Binamu Jeneponto
Mata Pelajaran : Bahasa Inggris (Wajib)
Kelas/Semester : VII/ genap
Materi Pokok : Chapter 9 (My Grandfather is a Doctor)
Alokasi Waktu : 2 x 40 menit
Pertemuan : 1

A Kompetensi Inti

1. Menanggapi dan mengamalkan ajaran agama yang dianutnya.
2. Menghargai dan menghayati perilaku jujur, disiplin, tanggung jawab, peduli (toleransi, gotong royong), santun, percaya diri, dalam berinteraksi secara efektif dengan lingkungan social dan alam dalam jangkauan pergaulan dan keberadaannya.
3. Memahami pengetahuan (faktual, konseptual, dan procedural) berdasarkan rasa ingin tahunya tentang ilmu pengetahuan, teknologi, seni, budaya terkait fenomena dan kejadian tampak mata.
4. Mencoba, mengolah, dan menyaji dalam ranah konkret (menggunakan, merangkai, mengurai, memodifikasi, dan membuat) dan ranah abstrak (menulis, membaca, menghitung, menggambar, dan mengarang) sesuai dengan yang dipelajari di sekolah dan sumber lain yang sama dalam sudut pandang/teori.

B. Kompetensi Dasar

- 1.1 Mensyukuri kesempatan dapat mempelajari bahasa Inggris sebagai bahasa pengantar komunikasi Internasional.
- 2.1 Menunjukkan perilaku santun dan peduli dalam melaksanakan komunikasi antar pribadi dengan guru dan teman.
- 3.5 Memahami fungsi sosial, struktur teks, dan unsur kebahasaan dari teks lisan dan tulis untuk menyebut nama dan jumlah binatang, benda, dan bangunan publik yang dekat dengan kehidupan peserta didik sehari hari
- 4.6 Menyusun teks lisan dan tulis untuk menyatakan dan menayakan nama binatang, benda, dan bangunan publik yang dekat dengan kehidupan siswa sehari-hari, dengan memperhatikan fungsi social, struktur teks, dan unsur kebahasaan yang benar dan sesuai konteks.

C. Indikator Pencapaian Kompetensi:

Mengamati

1. Siswa menyaksikan gambar dengan seksama.
2. Siswa menulis kosakata baru yang ditemukan dalam pembelajaran.

Mempertanyakan

1. Siswa mempertanyakan gambar yang diperlihatkan,
2. Siswa mempertanyakan kosakata baru yang ditemukan dalam pembelajaran.

Mengeksplorasi

1. Siswa menyebutkan kosakatabaru yang telah di dapatkan.
2. Siswa secara berkelompok mencari arti dari kosakata baru yang didapatkan.

Mengasosiasi

- Siswa menyebutkan pesan yang terdapat dalam pembelajaran.

Mengkomunikasikan

- Siswa melaporkan hasil kerja kelompok tentang kosakata baru yang telah didiskusikan bersama teman kelompok.

D. Tujuan Pembelajaran

1. Siswa dapat menyebutkan benda disekitar sekolah dan lingkungan .
2. Siswa dapat mengidentifikasi ungkapan yang digunakan untuk menyebutkan nama, benda, jumlah dan letaknya yang dekat dengan kehidupan siswa sehari-hari.
3. Siswa dapat menggunakan kosakata yang baru didapatkan dari pembelajaran.

E. Materi Pembelajaran

- Healthy food
- Describe the Picture

F. Metode Pembelajaran

- Team word-webbing

G. Langkah-Langkah Kegiatan Pembelajaran

Kegiatan Awal (5')

- Mengucapkan salam dengan ramah kepada siswa ketika memasuki ruang kelas (*nilai yang ditanamkan: santun, peduli*).
- Mengecek kehadiran siswa (*nilai yang ditanamkan: disiplin, rajin*)
- Membagikan soal kepada siswa.

Kegiatan Inti (65')

Eksplorasi

Dalam kegiatan eksplorasi guru:

- Memberikan stimulus berupa pemberian materi.
- Menyebutkan gambar yang akan diperlihatkan.
- Siswa menganalisis dan menulis kosakata

ElaBorasi

Dalam kegiatan elaborasi, guru akan:

- Memfasilitasi siswa melalui pemberian tugas kelompok dan mencari tahu arti kosakata baru dalam pembelajaran.

Konfirmasi

Dalam kegiatan konfirmasi, guru akan:

- Memberi konfirmasi tentang hasil pekerjaan yang sudah dikerjakan oleh siswa.
- Memberikan motivasi kepada siswa yang kurang dan belum bisa mengikuti dalam materi dalam pembelajaran.

Kegiatan Akhir (10')

- Siswa dan Guru melakukan refleksi terhadap kegiatan yang sudah dilaksanakan.
- Menyampaikan rencana pembelajaran pada pertemuan berikutnya.

H. Penilaian Pembelajaran, Remedial dan Pengayaan

1. Teknik Penilaian

a. Pengamatan (observation):

- Perilaku tanggung jawab, peduli, kerja sama dalam berkomunikasi.
- Kesungguhan siswa dalam proses pembelajaran dalam setiap tahapan.

- b. Portofolio:
- Hasil tes dan latihan.

2. Instrumen Penilaian

- a. Kemampuan siswa memahami materi pembelajaran.
b. Kerja sama siswa dalam mendapatkan arti dan kelas kata kosakata baru yang mereka temukan dalam pembelajaran.

3. Pedoman Penilaian

- a. Untuk setiap jawaban yang benar skor 10, dan untuk setiap jawaban yang salah skor 1
b. Jumlah skor maksimal 10x10 soal = 100
c. Nilai maksimal = 100

$$\text{Nilai siswa} = \frac{\text{Skor Perolehan}}{\text{Skor Maksimal}} \times 100$$

Rubric penilaian portofolio

<i>Uraian</i>	<i>Skor</i>
a. Kemampuan siswa dalam menerima pembelajaran	
1. Siswa memberi respon terhadap pertanyaan pertanyaan yang ada	5
2. Siswa mampu menyimak materi pelajaran yang diberikan	4
3. Siswa tidak mampu menyimak dan merespon pertanyaan yang ada	1
b. Kemampuan siswa dalam menyelesaikan tugas kelompok	
1. Siswa bersikap aktif dalam menyelesaikan tugas kelompok	4
2. Siswa mampu menunjukkan sikap bertanggung jawab, sopan dan mampu menghargai pendapat antar siswa dalam menyelesaikan tugas kelompok.	5
3. Siswa tidak mampu bersikap aktif dan tidak menunjukkan sikap bertanggung jawab, sopan dan menghargai pendapat siswa lainnya.	1

Rubric Penilaian Sikap

No	Nama Siswa	Sikap	
		Tanggung jawab	Kerja Sama
1			
2			
3			
4			
5			

Keterangan:

Skala penilaian sikap dibuat dengan rentang antara 1 s.d 5

1 = sangat kurang

2 = kurang konsisten

3 = mulai konsisten

4 = konsisten

5= selalu konsisten

I. Media, Alat/Bahan, dan Sumber belajar

- a. Buku teks “Bahasa Inggris When English Rings Bell”
- b. blackboard
- c. marker
- d. Kamus

UNIVERSITAS ISLAM NEGERI
ALAUDDIN
M A K A S S A R

Makassar, 2017

The Researcher

Ummi Kalsum
20400112111

RENCANA PELAKSANAAN PEMBELAJARAN (RPP)

Sekolah : MTsN Binamu Jeneponto
Mata Pelajaran : Bahasa Inggris (Wajib)
Kelas/Semester : VII/ genap
Materi Pokok : Chapter
Alokasi Waktu : 2 x 40 menit
Pertemuan : 2

A. Kompetensi Inti

1. Menanggapi dan mengamalkan ajaran agama yang dianutnya.
2. Menghargai dan menghayati perilaku jujur, disiplin, tanggung jawab, peduli (toleransi, gotong royong), santun, percaya diri, dalam berinteraksi secara efektif dengan lingkungan social dan alam dalam jangkauan pergaulan dan keberadaannya.
3. Memahami pengetahuan (faktual, konseptual, dan procedural) berdasarkan rasa ingin tahunya tentang ilmu pengetahuan, teknologi, seni, budaya terkait fenomena dan kejadian tampak mata.
4. Mencoba, mengolah, dan menyaji dalam ranah konkret (menggunakan, merangkai, mengurai, memodifikasi, dan membuat) dan ranah abstrak (menulis, membaca, menghitung, menggambar, dan mengarang) sesuai dengan yang dipelajari di sekolah dan sumber lain yang sama dalam sudut pandang/teori.

B. Kompetensi Dasar

- 1.1 Mensyukuri kesempatan dapat mempelajari bahasa Inggris sebagai bahasa pengantar komunikasi Internasional.

2.1 Menunjukkan perilaku santun dan peduli dalam melaksanakan komunikasi antar pribadi dengan guru dan teman.

3.5 Memahami fungsi sosial, struktur teks, dan unsur kebahasaan dari teks lisan dan tulis untuk menyebut nama dan jumlah binatang, benda, dan bangunan publik yang dekat dengan kehidupan peserta didik sehari-hari

4.6 Menyusun teks lisan dan tulis untuk menyatakan dan menyayakan nama binatang, benda, dan bangunan publik yang dekat dengan kehidupan siswa sehari-hari, dengan memperhatikan fungsi sosial, struktur teks, dan unsur kebahasaan yang benar dan sesuai konteks.

C. Indikator Pencapaian Kompetensi:

Mengamati

1. Siswa menulis kosakata baru yang ditemukan dalam pembelajaran.
2. Siswa menyaksikan gambar dengan seksama.

Mempertanyakan

1. Siswa mempertanyakan gambar yang diperlihatkan,
2. Siswa mempertanyakan kosakata baru yang ditemukan dalam pembelajaran.

Mengeksplorasi

1. Siswa menyebutkan kosakata baru yang telah didapatkan.
2. Siswa secara berkelompok mencari arti dari kosakata baru yang didapatkan.

Mengasosiasi

- Siswa menyebutkan pesan yang terdapat dalam pembelajaran.

Mengkomunikasikan

- Siswa melaporkan hasil kerja kelompok tentang kosakata baru yang telah didiskusikan bersama teman kelompok.

D. Tujuan Pembelajaran

1. Siswa dapat menggunakan kosakata yang baru didapatkan dari pembelajaran.

E. Materi Pembelajaran

- Traditional Food
- Activity 8 (look at the picture and read the sentence aloud)

F. Langkah-Langkah Kegiatan Pembelajaran

Kegiatan Awal (5')

- Mengucapkan salam dengan ramah kepada siswa ketika memasuki ruang kelas (*nilai yang ditanamkan: santun, peduli*).
- Mengecek kehadiran siswa (*nilai yang ditanamkan: disiplin, rajin*)

Kegiatan Inti (65')

Eksplorasi

Dalam kegiatan eksplorasi guru:

- Memberikan stimulus berupa pemberian materi.
- Menyebutkan dialog yang dilakukan.
- Siswa menganalisis dan menulis kosakata

Elaborasi

Dalam kegiatan elaborasi, guru akan:

- Memfasilitasi siswa melalui pemberian tugas kelompok dan mencari tahu arti kosakata baru dalam pembelajaran.

- Membiasakan siswa menulis kosa kata.

Konfirmasi

Dalam kegiatan konfirmasi, guru akan:

- Memberikan umpan balik pada siswa dengan member penguatan dalam bentuk lisan pada siswa yang telah dapat menyelesaikan tugasnya.
- Memberi konfirmasi tentang hasil pekerjaan yang sudah dikerjakan oleh siswa
- Memberikan motivasi kepada siswa yang kurang dan belum bisa mengikuti dalam materi dalam pembelajaran.
- Membagikan soal kepada siswa.

Kegiatan Akhir (10')

- Siswa dan Guru melakukan refleksi terhadap kegiatan yang sudah dilaksanakan.
- Menyampaikan rencana pembelajaran pada pertemuan berikutnya.

G. Penilaian Pembelajaran, Remedial dan Pengayaan

1. Teknik Penilaian

a. Pengamatan (observation):

- Perilaku tanggung jawab, peduli, kerja sama dalam berkomunikasi.
- Kesungguhan siswa dalam proses pembelajaran dalam setiap tahapan.

b. Portofolio:

- Hasil tes dan latihan.


2. Instrumen Penilaian

- Kemampuan siswa memahami materi pembelajaran.
- Kerja sama siswa dalam mendapatkan arti dan kelas kata kosakata baru yang mereka temukan dalam pembelajaran.

3. Pedoman Penilaian

- a. Untuk setiap jawaban yang benar skor 10, dan untuk setiap jawaban yang salah skor 0
- b. Jumlah skor maksimal 10x10 soal = 100
- c. Nilai maksimal = 100

$$\text{Nilai siswa} = \frac{\text{Skor Perolehan}}{\text{Skor Maksimal}} \times 100$$



Rubric penilaian portofolio

<i>Uraian</i>	<i>Skor</i>
1. Kemampuan siswa dalam menerima pembelajaran	
<i>a. Siswa memberi respon terhadap pertanyaan pertanyaan yang ada</i>	<i>4</i>
<i>b. Siswa mampu menyimak materi pelajaran yang diberikan</i>	<i>3</i>
<i>c. Siswa tidak mampu menyimak dan merespon pertanyaan yang ada</i>	<i>1</i>
2. Kemampuan siswa dalam menyelesaikan tugas kelompok	
<i>a. Siswa bersikap aktif dalam menyelesaikan tugas kelompok</i>	<i>3</i>
<i>b. Siswa mampu menunjukkan sikap bertanggung jawab, sopan dan mampu menghargai pendapat antar siswa dalam menyelesaikan tugas kelompok.</i>	<i>4</i>
<i>c. Siswa tidak mampu bersikap aktif dan tidak menunjukkan sikap bertanggung jawab, sopan dan menghargai pendapat siswa lainnya.</i>	<i>1</i>

Rubric Penilaian Sikap

No	Nama Siswa	Sikap	
		Tanggung jawab	Kerja Sama
1			
2			
3			
4			
5			

Keterangan:

Skala penilaian sikap dibuat dengan rentang antara 1 s.d 5

2 = sangat kurang

2 = kurang konsisten

3 = mulai konsisten

4 = konsisten

5= selalu konsiste

H Media, Alat/Bahan, dan Sumber belajar

- a. Buku teks “Bahasa Inggris When English Rings Bell”
- b. Blackboard
- c. Marker
- d. Kamus

Makassar, 14 Maret 2017



The Researcher
UNIVERSITAS ISLAM NEGERI
ALAUDDIN
M A K A S S A R

Ummi Kalsum

20400112111

RENCANA PELAKSANAAN PEMBELAJARAN (RPP)

Sekolah : MTsN Binamu Jenepono

Mata Pelajaran : Bahasa Inggris

Kelas/Semester : VII/ genap

Materi Pokok : Chapter

Alokasi Waktu : 2 x 40 menit

Pertemuan : 3

A. Kompetensi Inti

3. Memahami pengetahuan (factual, konseptual, dan procedural) berdasarkan rasa ingin tahunya tentang ilmu pengetahuan, teknologi, seni, budaya terkait fenomena dan kejadian tampak mata.
4. Mencoba, mengolah, dan menyaji dalam ranah konkret (menggunakan, merangkai, mengurai, memodifikasi, dan membuat) dan ranah abstrak (menulis, membaca, menghitung, menggambar, dan mengarang) sesuai dengan yang dipelajari di sekolah dan sumber lain yang sama dalam sudut pandang/teori.

B. Kompetensi Dasar

- 3.6 Memahami fungsi social, struktur teks dan unsur kebahasaan dari teks label nama (label) dan daftar barang (list), sesuai dengan konteks penggunaannya.
- 4.6 Menyusun teks lisan dan tulis untuk menyatakan dan menanyakan tingkah laku/tindakan/fungsi dari orang, binatang, dan benda, dengan unsur kebahasaan yang benar dan sesuai konteks.

C. Indikator Pencapaian Kompetensi:

Mengamati

1. Siswa menyaksikan gambar dengan seksama.
2. Siswa menulis kosakata baru yang ditemukan dalam pembelajaran.

Mempertanyakan

1. Siswa mempertanyakan gambar yang diperlihatkan,
2. Siswa mempertanyakan kosakata baru yang ditemukan dalam pembelajaran.

Mengeksplorasi

1. Siswa menyebutkan kosakata baru yang telah di dapatkan.
2. Siswa secara berkelompok mencari arti dari kosakata baru yang didapatkan.

Mengasosiasi

- Siswa menyebutkan pesan yang terdapat dalam pembelajaran.

Mengkomunikasikan

1. Siswa melaporkan hasil kerja kelompok tentang kosakata baru yang telah didiskusikan bersama teman kelompok.

D. Tujuan Pembelajaran.

- siswa dapat menggunakan kosakata yang baru didapatkan dari pembelajaran.

E. Materi Pembelajaran

- Asking and answering question about prices
- Activity 7 (work in groups)

F. Metode Pembelajaran

Team word-webbing

G. Langkah-Langkah Kegiatan Pembelajaran

Kegiatan Awal (5')

- Mengucapkan salam dengan ramah kepada siswa ketika memasuki ruang kelas (*nilai yang ditanamkan: santun, peduli*).
- Mengecek kehadiran siswa (*nilai yang ditanamkan: disiplin, rajin*)

Kegiatan Inti (65')

Eksplorasi

Dalam kegiatan eksplorasi guru:

- Memberikan stimulus berupa pemberian materi.
- Menyebutkan gambar yang akan diperlihatkan.
- Memberikan siswa dialog tentang asking and answering about prices.

Elaborasi

Dalam kegiatan elaborasi, guru akan:

- Memfasilitasi siswa melalui pemberian tugas kelompok mencari tau arti kosakata baru dalam pembelajaran.
- Membiasakan siswa menulis kosa kata.

Konfirmasi

Dalam kegiatan konfirmasi, guru akan:

- Memberikan umpan balik pada siswa dengan member penguatan dalam bentuk lisan pada siswa yang telah dapat menyelesaikan tugasnya.
- Memberi konfirmasi tentang hasil pekerjaan yang sudah dikerjakan oleh siswa
- Memfasilitasi siswa melakukan refleksi untuk memperoleh pengalaman belajar yang sudah dilakukan.

- Memberikan motivasi kepada siswa yang kurang dan belum bisa mengikuti dalam materi dalam pembelajaran.

Kegiatan Akhir (10')

- Siswa dan Guru melakukan refleksi terhadap kegiatan yang sudah dilaksanakan.
- Menyampaikan rencana pembelajaran pada pertemuan berikutnya.

H. Penilaian Pembelajaran, Remedial dan Pengayaan

1. Teknik Penilaian

a. Pengamatan (observation):

1. Perilaku tanggung jawab, peduli, kerja sama dalam berkomunikasi.
2. Kesungguhan siswa dalam proses pembelajaran dalam setiap tahapan.

b. Portofolio:

- Hasil tes dan latihan.

2. Instrumen Penilaian

a. Kemampuan siswa memahami materi pembelajaran.

b. Kerja sama siswa dalam mendapatkan arti dan kelas kata kosakata baru yang mereka temukan dalam pembelajaran.

3. Pedoman Penilaian

a. Untuk setiap jawaban yang benar skor 10, dan untuk setiap jawaban yang salah skor 0

b. Jumlah skor maksimal 10x10 soal = 100

c. Nilai maksimal = 100

$$\text{Nilai siswa} = \frac{\text{Skor Perolehan}}{\text{Skor Maksimal}} \times 100$$

Rubric penilaian portofolio

<i>Uraian</i>	<i>Skor</i>
1. Kemampuan siswa dalam menerima pembelajaran	
<i>a. Siswa memberi respon terhadap pertanyaan pertanyaan yang ada</i>	<i>4</i>
<i>b. Siswa mampu menyimak materi pelajaran yang diberikan</i>	<i>3</i>
<i>c. Siswa tidak mampu menyimak dan merespon pertanyaan yang ada</i>	<i>1</i>
2. Kemampuan siswa dalam menyelesaikan tugas kelompok	
<i>a. Siswa bersikap aktif dalam menyelesaikan tugas kelompok</i>	<i>3</i>
<i>b. Siswa mampu menunjukkan sikap bertanggung jawab, sopan dan mampu menghargai pendapat antar siswa dalam menyelesaikan tugas kelompok.</i>	<i>4</i>
<i>c. Siswa tidak mampu bersikap aktif dan tidak menunjukkan sikap bertanggung jawab, sopan dan menghargai pendapat siswa lainnya.</i>	<i>1</i>

Rubric Penilaian Sikap

No	Nama Siswa	Sikap	
		Tanggung jawab	Kerja Sama
1			
2			
3			
4			
5			

Keterangan:

Skala penilaian sikap dibuat dengan rentang antara 1 s.d 5

3 = sangat kurang

2 = kurang konsisten

3 = mulai konsisten

4 = konsisten

5= selalu konsisten

I. Media, Alat/Bahan, dan Sumber belajar

- Buku teks “Bahasa Inggris When English Rings Bell”
- Blackboard
- Marker
- Kamus



Makassar, 2017

The Researcher

Ummi Kalsum

20400112111

RENCANA PELAKSANAAN PEMBELAJARAN (RPP)

Sekolah : MTsN Binamu Jeneponto
Mata Pelajaran : Bahasa Inggris
Kelas/Semester : VII/ genap
Materi Pokok : Chapter
Alokasi Waktu : 2 x 40 menit
Pertemuan : 4

A. Kompetensi Inti

3. Memahami pengetahuan (faktual, konseptual, dan procedural) berdasarkan rasa ingin tahunya tentang ilmu pengetahuan, teknologi, seni, budaya terkait fenomena dan kejadian tampak mata.
4. Mencoba, mengolah, dan menyaji dalam ranah konkret (menggunakan, merangkai, mengurai, memodifikasi, dan membuat) dan ranah abstrak (menulis, membaca, menghitung, menggambar, dan mengarang) sesuai dengan yang dipelajari di sekolah dan sumber lain yang sama dalam sudut pandang/teori.

B. Kompetensi Dasar

- 3.5 Memahami fungsi sosial, struktur teks, dan unsur kebahasaan dari teks lisan dan tulis untuk menyebut nama dan jumlah binatang, benda, dan bangunan publik yang dekat dengan kehidupan peserta didik sehari-hari
- 4.6 Menyusun teks lisan dan tulis untuk menyatakan dan menyakan nama binatang, benda, dan bangunan publik yang dekat dengan kehidupan siswa sehari-hari, dengan

memperhatikan fungsi social, struktur teks, dan unsur kebahasaan yang benar dan sesuai konteks.

C. Indikator Pencapaian Kompetensi:

Mengamati

- Siswa menulis kosakata baru yang ditemukan dalam pembelajaran.

Mempertanyakan

- Siswa mempertanyakan kosakata baru yang ditemukan dalam pembelajaran.

Mengeksplorasi

1. Siswa menyebutkan kosakata baru yang telah di dapatkan.
2. Siswa secara berkelompok mencari arti dari kosakata baru yang didapatkan.

Mengasosiasi

- Siswa menyebutkan pesan yang terdapat dalam pembelajaran.

Mengkomunikasikan

- Siswa melaporkan hasil kerja kelompok tentang kosakata baru yang telah didiskusikan bersama teman kelompok.

D. Tujuan Pembelajaran

1. Siswa dapat mengidentifikasi ungkapan yang digunakan dalam bentuk preposition.
2. Siswa dapat menggunakan kosakata yang baru didapatkan dari pembelajaran.

E. Materi Pembelajaran

- Making preposition

F. Metode Pembelajaran

Team word-webbing

G. Langkah-Langkah Kegiatan Pembelajaran

Kegiatan Awal (5')

- Mengucapkan salam dengan ramah kepada siswa ketika memasuki ruang kelas (*nilai yang ditanamkan: santun, peduli*).
- Mengecek kehadiran siswa (*nilai yang ditanamkan: disiplin, rajin*)

Kegiatan Inti (65')

Eksplorasi

Dalam kegiatan eksplorasi guru:

- Menyebutkan gambar yang akan diperlihatkan.
- Membiasakan siswa menganalisis dan menulis kosakata

Elaborasi

Dalam kegiatan elaborasi, guru akan:

- Memfasilitasi siswa melalui pemberian tugas kelompok mencari tau arti kosakata baru dalam pembelajaran.
- Membiasakan siswa menulis kosa kata.

Konfirmasi

Dalam kegiatan konfirmasi, guru akan:

- Memberikan umpan balik pada siswa dengan member penguatan dalam bentuk lisan pada siswa yang telah dapat menyelesaikan tugasnya.
- Memberi konfirmasi tentang hasil pekerjaan yang sudah dikerjakan oleh siswa

Kegiatan Akhir (10')

- Siswa dan Guru melakukan refleksi terhadap kegiatan yang sudah dilaksanakan.
- Menyampaikan rencana pembelajaran pada pertemuan berikutnya.

H. Penilaian Pembelajaran, Remedial dan Pengayaan

1. Teknik Penilaian

a. Pengamatan (observation):

- Perilaku tanggung jawab, peduli, kerja sama dalam berkomunikasi.
- Kesungguhan siswa dalam proses pembelajaran dalam setiap tahapan.

b. Portofolio:

- Hasil tes dan latihan.

2. Instrumen Penilaian

- Kemampuan siswa memahami materi pembelajaran.
- Kerja sama siswa dalam mendapatkan arti dan kelas kata kosakata baru yang mereka temukan dalam pembelajaran.

3. Pedoman Penilaian

- #### a. Untuk setiap jawaban yang benar skor 10, dan untuk setiap jawaban yang salah skor

0

- #### b. Jumlah skor maksimal 10x10 soal = 100

- #### c. Nilai maksimal = 100

$$\text{Nilai siswa} = \frac{\text{Skor Perolehan}}{\text{Skor Maksimal}} \times 100$$

UNIVERSITAS ISLAM NEGERI
ALA UDDIN
M A K A S S A R
Skor Maksimal

Rubric penilaian portofolio

<i>Uraian</i>	<i>Skor</i>
1 Kemampuan siswa dalam menerima pembelajaran	
<i>a. Siswa memberi respon terhadap pertanyaan pertanyaan yang ada</i>	<i>4</i>
<i>b. Siswa mampu menyimak materi pelajaran yang diberikan</i>	<i>3</i>
<i>c. Siswa tidak mampu menyimak dan merespon pertanyaan yang ada</i>	<i>1</i>
2 Kemampuan siswa dalam menyelesaikan tugas kelompok	
<i>a. Siswa bersikap aktif dalam menyelesaikan tugas kelompok</i>	<i>3</i>
<i>d. Siswa mampu menunjukkan sikap bertanggung jawab, sopan dan mampu menghargai pendapat antar siswa dalam menyelesaikan tugas kelompok.</i>	<i>4</i>
<i>e. Siswa tidak mampu bersikap aktif dan tidak menunjukkan sikap bertanggung jawab, sopan dan menghargai pendapat siswa lainnya.</i>	<i>1</i>

Rubric Penilaian Sikap

No	Nama Siswa	Sikap	
		Tanggung jawab	Kerja Sama
1			
2			
3			
4			
5			

Keterangan:

Skala penilaian sikap dibuat dengan rentang antara 1 s.d 5

4 = sangat kurang

2 = kurang konsisten

3 = mulai konsisten

4 = konsisten

5= selalu konsisten

I. Media, Alat/Bahan, dan Sumber belajar

- a. Buku teks “Bahasa Inggris When English Rings Bell”
- b. Blackboard
- c. Marker
- d. Kamus



Makassar, 2017

The Researcher

Ummi Kalsum

20400112111

RESEARCH INSTRUMENT



“Using Team Word-Webbing to increase Students’ Vocabulary at First Grade of MTsN Binamu Jeneponto”

Item : Pre-Test

Name :

Class :

Petunjuk pengerjaan soal!

1. Instrument penelitian ini adalah alat yang dipergunakan untuk mengetahui kemampuan siswa untuk meningkatkan kemampuan pemahaman dalam membaca terhadap bacaan yang di berikan
2. Hasil tes ini tidak akan mempengaruhi nilai siswa dalam mata pelajaran bahasa inggris karena hasil tes ini semata-mata digunakan untuk kepentingan penelitian.
3. Atas partisipasi, dukungan, dan kerjasamanya peneliti mengucapkan banyak terima kasih.
4. Isilah identitas anda sesuai dengan kotak yang sediakan.
5. Anda diberi waktu selama 45 menit untuk mengerjakan tes ini.

A. Choose the correct answer by crossing the right answer!

1. Professor Patrick has translated many English books ... from Indonesia.
a. For
b. With
c. Into
d. To
2. Neither the Managers nor the workers ... late.
a. Come
b. Coming
c. Comes
d. to Come
3. My mother is a nurse. She works in Lanto dg Pasewang hospital, she ... the patient.
a. Thinks
b. Ignores
c. Helps
d. Finds

4. I cannot hear anything since my ... are sick.
- a. Nose
 - b. Ears
 - c. Mouth
 - d. Eyes
5. The building is hidden ... some trees.
- a. On
 - b. At
 - c. By
 - d. Which
6. Fahri likes ... a comic.
- a. Reading
 - b. Speaking
 - c. Listening
 - d. Writing
7. They are ... a film on RCTI, now.
- a. Watch
 - b. Watching
 - c. Running
 - d. Run
8. We ... the best friends.
- a. Are
 - b. Is
 - c. Has
 - d. Am
9. Devi is a person who helps sick people. She is ...
- a. Police
 - b. Pilot
 - c. Doctor
 - d. Artist
10. Mr Risal is ... he teaches English in our class. Every students love him
- a. Ugly Teacher
 - b. Arrogant Teacher
 - c. Emotional Teacher
 - d. Good Teacher
11. Ali ... two cats in Pet Shop
- a. Buy
 - b. Buys
 - c. Give
 - d. Gives
12. Andi: There is a football match this afternoon.

Do you want to come with me?

Koko: ... I'm afraid. I cannot.

- a. Sorry
- b. Nice
- c. Thank you
- d. Happy

13. My full name is Andi Zulfikar. But you can ... me Fikar.
- a. Call
 - b. Take
 - c. Give
 - d. Tell
14. meat – Lisa – at – some – the butcher – buys – usually.
- 1 2 3 4 5 6 7
- a. 2.7.6.4.1.3.5
 - b. 7.6.1.5.4.2.3
 - c. 4.6.7.5.1.3.2
 - d. 3.7.1.4.2.6.5
15. her mother – and – Sometimes – Rita – market – to – the – go.
- 1 2 3 4 5 6 7 8
- a. 2.8.1.4.6.7.5.3
 - b. 3.4.2.1.8.6.7.5
 - c. 4.7.1.2.8.3.5.6
 - d. 7.5.1.4.3.2.6.8
16. Something that you can find in your kitchen ...
- a. Garden
 - b. Blackboard
 - c. Chalk
 - d. Stove
17. The teacher and students ... in the library.
- a. Are
 - b. Am
 - c. Is
 - d. It
18. Mifta: What you are hobby..?
Fahmi: I like fishing.
- a. Activity
 - b. Hobby
 - c. Game
 - d. Subject
19. Amir ... to school by motorcycle every day.
- a. Going
 - b. Go
 - c. Goes
 - d. Gone
20. Mia: Adi, your shoes are so fit in your ... you look georgeous.
Adi: Thank you.
- a. Finger
 - b. Lip
 - c. Hand
 - d. Feet

B. Complete the following the topic with suitable words in the box!

Little	homework	terrible	punished	exclaimed
school	talk	replied	going to	mother

My Homework

A ... girl came home from ... and said to her ..., "Mummy, today in school I was ... for something that I didn't do."

The mother ..., "But that's ...! I'm ... have a ... with your teacher about this. By the way, what was it that you didn't do?"

The little girl ..., "My"

Source: www.schooljokescollections.com

C. Matching the following words with the meaning!

- | | |
|----------------|--|
| 1. Black Board | a. To sweep |
| 2. Library | b. picture to find a place / region / city |
| 3. Dictionary | c. writing with chalk or marker |
| 4. Map | d. A place to read and borrow books |
| 5. Broom | e. searching for the meaning of word |

RESEARCH INSTRUMENT



“Using Team Word-Webbing to increase Students’ Vocabulary at First Grade of MTsN Binamu Jeneponto”

Item : Post-Test

Name :

Class :

Petunjuk pengerjaan soal!

1. Instrument penelitian ini adalah alat yang dipergunakan untuk mengetahui kemampuan siswa untuk meningkatkan kemampuan pemahaman dalam membaca terhadap bacaan yang di berikan
2. Hasil tes ini tidak akan mempengaruhi nilai siswa dalam mata pelajaran bahasa Inggris karena hasil tes ini semata-mata digunakan untuk kepentingan penelitian.
3. Atas partisipasi, dukungan, dan kerjasamanya peneliti mengucapkan banyak terima kasih.
4. Isilah identitas anda sesuai dengan kotak yang disediakan.
5. Anda diberi waktu selama 45 menit untuk mengerjakan tes ini.

A. Choose the correct answer by crossing the right answer!

1. As I ... crossing the street, two cars went by full speed.
a. Am
b. Is
c. Were
d. Was
2. Where will you pay things that you in supermarket?
a. Cashier
b. Trolley
c. Shopping List
d. The Change
3. Diah: I am so ... I broke your glasses.
Susi: That is ok.
a. Happy
b. Glad
c. Nice
d. Sorry
4. I really ... my family when I stayed in Makassar last year.
a. Missed
c. Catch

- b. Find
d. Proud
5. History is the study of events that occurred ... the past.
a. On
c. By
b. In
d. At
6. Sakina likes ... to the music.
a. Speaking
c. Listening
b. Reading
d. Writing
7. Tantowi likes ... badminton.
a. Play
c. Playing
b. Played
d. Plays
8. Chris Jhon is an Indonesian athlete. He is the best athlete ...
a. Foot ball
c. Badminton
b. Tennis
d. Boxing
9. ... thursday afternoon, I have an English class.
a. In
c. By
b. Which
d. On
10. Nia: What you are hobby ...?
Ani: I like cooking.
a. Game
c. Subject
b. Activity
d. Hobby
11. That mosque ... very beautiful.
a. Been
c. Am
b. Are
d. Is
12. My mother makes clothes, she job is?
a. Tailor
c. Teacher
b. Nurse
d. Fishing
13. Yuyun: Can I help you?
Dewi: How much is this pen?
Yuyun: ...Rp2,500.
Dewi: OK. I'll take it.
a. It is
c. Is

- b. It
d. Are
14. Neither the Managers nor the workers ... late.
a. Coming
c. Come
b. Comes
d. to Come
15. Something that you can find in your bedroom is a
c. Blackboard
c. Stove
d. Pillow
d. Garden
16. Ali ... two cats in Pet Shop.
a. Buying
c. Buys
b. Buy
d. Take
17. Suherman and Toto ... classmates.
a. Am
c. Are
b. Is
d. It
18. I like English because English is fun and the teacher, Mr Jody, is a ...
a. Ugly Teacher
c. Emotional Teacher
b. Good Teacher
d. Bad Teacher
19. many – can – things – We – at – the – buy – supermarket
1 2 3 4 5 6 7 8
a. 4.2.7.1.3.5.6.8
c. 8.5.1.4.7.3.2.6
b. 5.8.7.1.4.3.2.6
d. 4.7.2.6.3.5.1.8
20. sale – book – now – There – on – the – is – store – a – big
1 2 3 4 5 6 7 8 9 10
c. 4.7.9.10.1.5.6.2.8.3
d. 4.9.8.5.3.2.6.10.7.1

B. Complete the following the topic with suitable words in the box!

friendly	name	long hair	my family	soldier
tall	sisters	strong	born	brother

My name is Rina

My name is Rina. My full ... is RinaWaroka. I was ... in Tahuna on August 17, 2001. I am first year student of SMP 1 Tahuna. I am tall and I have I live at jl.Supratman 21 Tahuna with my family. I love ... very much. I have two ... and one They are Tini, Santi and Toni. Tini is beautiful. Her hair is black. Santi is short. Her hair is curly and black. Toni is His hair is black. They are students, too. My father, MrBudiman, is a He is tall and My mother is a nurse. Her name is Marisa. She always smiles. She is

C. Matching the following words with the meaning!

- | | |
|-------------|------------------------------|
| 1. Curtain | a. to keep something on |
| 2. Garbage | b. making lines |
| 3. Ruler | c. trust |
| 4. Duster | d. closing windows and doors |
| 5. Cupboard | e. cleaning a dirty |



UNIVERSITAS ISLAM NEGERI
ALAUDDIN
M A K A S S A R

Appendix IV

The Classification of the Students' Pre-test in Control Class

Nama	Pre Test	Clasification
B-1	68	Fairly Good
B-2	68	Fairly Good
B-3	60	Fairly Good
B-4	60	Fairly Good
B-5	68	Fairly Good
B-6	68	Fairly Good
B-7	62	Fairly Good
B-8	62	Fairly Good
B-9	71	Good
B-10	74	Good
B-11	71	Good
B-12	60	Fairly Good
B-13	71	Good
B-14	62	Fairly Good
B-15	68	Fairly Good
B-16	71	Good
B-17	74	Good
B-18	74	Good
B-19	68	Fairly Good
B-20	65	Fairly Good
B-21	74	Good
B-22	60	Fairly Good
B-23	71	Good
B-24	74	Good
B-25	71	Good
B-26	68	Fairly Good
B-27	71	Good
B-28	74	Good
B-29	68	Fairly Good
B-30	71	Good
B-31	68	Fairly Good
B-32	71	Good
B-33	68	Fairly Good
B-34	62	Fairly Good
B-35	65	Fairly Good

Appendix V

The Classification of the Students' Post-test in Control Class

Nama	Post Test	Clasification
B-1	71	Good
B-2	71	Good
B-3	77	Good
B-4	82	Very Good
B-5	74	Good
B-6	77	Good
B-7	74	Good
B-8	74	Good
B-9	85	Very Good
B-10	94	Excellent
B-11	85	Very Good
B-12	85	Very Good
B-13	85	Very Good
B-14	77	Good
B-15	80	Very Good
B-16	80	Very Good
B-17	82	Very Good
B-18	82	Very Good
B-19	77	Good
B-20	74	Good
B-21	88	Very Good
B-22	85	Very Good
B-23	85	Very Good
B-24	88	Very Good
B-25	85	Very Good
B-26	74	Good
B-27	82	Very Good
B-28	85	Very Good
B-29	85	Very Good
B-30	88	Very Good
B-31	85	Very Good
B-32	85	Very Good
B-33	77	Good
B-34	74	Good
B-35	77	Good

Appendix VI

The Classification of the Students' Pre-test in Experimental Class

No	Nama	Pre Test	Clasification
1	A-1	71	Good
2	A-2	71	Good
3	A-3	71	Good
4	A-4	71	Good
5	A-5	82	Very Good
6	A-6	71	Good
7	A-7	74	Good
8	A-8	77	Good
9	A-9	74	Good
10	A-10	80	Very Good
11	A-11	71	Good
12	A-12	80	Very Good
13	A-13	80	Very Good
14	A-14	85	Very Good
15	A-15	77	Good
16	A-16	80	Very Good
17	A-17	71	Good
18	A-18	80	Very Good
19	A-19	71	Good
20	A-20	74	Good
21	A-21	82	Very Good
22	A-22	80	Very Good
23	A-23	88	Very Good
24	A-24	71	Good
25	A-25	68	Fairly Good
26	A-26	77	Good
27	A-27	80	Very Good
28	A-28	71	Good
29	A-29	74	Good
30	A-30	85	Very Good
31	A-31	82	Very Good
32	A-32	80	Very Good
33	A-33	74	Good
34	A-34	80	Very Good
35	A-35	77	Good

Appendix VII

The Classification of the Students' Post-test in Experimental Class

No	Nama	Pre Test	Clasification
1	A-1	85	Very Good
2	A-2	77	Good
3	A-3	85	Very Good
4	A-4	88	Very Good
5	A-5	97	Excellent
6	A-6	82	Very Good
7	A-7	85	Very Good
8	A-8	88	Very Good
9	A-9	85	Very Good
10	A-10	88	Very Good
11	A-11	85	Very Good
12	A-12	88	Very Good
13	A-13	80	Very Good
14	A-14	85	Very Good
15	A-15	88	Very Good
16	A-16	97	Excellent
17	A-17	71	Good
18	A-18	88	Very Good
19	A-19	85	Very Good
20	A-20	88	Very Good
21	A-21	97	Excellent
22	A-22	88	Very Good
23	A-23	97	Excellent
24	A-24	88	Very Good
25	A-25	85	Very Good
26	A-26	88	Very Good
27	A-27	85	Very Good
28	A-28	80	Very Good
29	A-29	85	Very Good
30	A-30	97	Excellent
31	A-31	97	Excellent
32	A-32	88	Very Good
33	A-33	85	Very Good
34	A-34	88	Very Good
35	A-35	88	Very Good

Appendix VIII

The Row Score of the Students' Pre-Test and Post-Test in Experimental Class

Respondents	Pre-Test		Post-test	
	Score X_2	$(X_2)^2$	Score X_2	$(X_2)^2$
1	71	5041	85	7225
2	71	5041	77	5929
3	71	5041	85	7225
4	71	5041	88	7744
5	82	6724	97	9409
6	71	5041	82	6724
7	74	5476	85	7225
8	77	5929	88	7744
9	74	5476	85	7225
10	80	6400	88	7744
11	71	5041	85	7225
12	80	6400	88	7744
13	80	6400	85	7225
14	85	7225	97	9409
15	77	5929	88	7744
16	80	6400	97	9409
17	71	5041	85	7225
18	80	6400	88	7744
19	71	5041	85	7225
20	74	5476	88	7744
21	82	6724	97	9409
22	80	6400	88	7744
23	88	7744	97	9409
24	71	5041	88	7744

25	71	5041	85	7225
26	77	5929	88	7744
27	80	6400	85	7225
28	71	5041	80	6400
29	74	5476	85	7225
30	85	7225	97	9409
31	82	6724	97	9409
32	80	6400	88	7744
33	74	5476	85	7225
34	80	6400	88	7744
35	77	5929	88	7744
TOTAL	2680	506096	3082	272288



UNIVERSITAS ISLAM NEGERI
ALAUDDIN
M A K A S S A R

Appendix IX

The Row Score of the Students' Pre-Test and Post-Test in Control Class

Respondents	Pre-Test		Post-test	
	Score X_2	$(X_2)^2$	Score X_2	$(X_2)^2$
1	68	4624	71	5041
2	68	4624	71	5041
3	60	3600	77	5929
4	60	3600	82	6724
5	68	4624	74	5476
6	68	4624	77	5929
7	62	3844	74	5476
8	62	3844	74	5476
9	71	5041	85	7225
10	74	5476	94	8836
11	71	5041	85	7225
12	60	3600	85	7225
13	71	5041	85	7225
14	62	3844	77	5929
15	68	4624	80	6400
16	71	5041	80	6400
17	74	5476	82	6724
18	74	5476	82	6724
19	68	4624	77	5929
20	65	4225	74	5476
21	74	5476	88	7744
22	60	3600	85	7225
23	71	5041	85	7225
24	74	5476	88	7744

25	71	5041	85	7225
26	68	4624	74	5476
27	71	5041	82	6724
28	74	5476	85	7225
29	68	4624	85	7225
30	71	5041	88	7744
31	68	4624	85	7225
32	71	5041	85	7225
33	68	4624	77	5929
34	62	3844	74	5476
35	65	4225	77	5929
TOTAL	2381	162691	2847	232469



UNIVERSITAS ISLAM NEGERI
ALAUDDIN
 M A K A S S A R

Appendix X

The Mean Score

A. Control Class

1. Pre-Test

$$\bar{X} = \frac{\Sigma}{n}$$

$$\bar{X} = \frac{\Sigma}{n}$$

$$\bar{X} = 68.02$$

2. Post-Test

$$X = \frac{\Sigma}{n}$$

$$\bar{X} = \frac{\Sigma}{n}$$

$$\bar{X} = 81.34$$

B. Experiment Class

1. Pre-Test

$$\bar{X} = \frac{\Sigma}{n}$$

$$\bar{X} = \frac{\Sigma}{n}$$

$$\bar{X} = 76.57$$

2. Post-Test

$$X = \frac{\Sigma}{n}$$

$$\bar{X} = \frac{\Sigma}{n}$$

$$\bar{X} = 88.05$$



Appendix XI

The Standard Deviation

A. Experiment Class

1. Pre-Test

$$SD = \frac{\sqrt{SS_1}}{n}$$

Where,

$$SS_1 = \sum X^2 - \frac{(\sum X)^2}{n}$$

$$SS_1 = 206096 - \frac{(\quad)^2}{\quad}$$

$$SS_1 = 206096 - \frac{(\quad)^2}{\quad}$$

$$SS_1 = 206096 - 205211.42$$

$$SS_1 = 884.58$$

$$SD = \frac{\sqrt{884.58}}{13}$$

$$SD = \frac{\sqrt{68.045}}{13}$$

$$SD = \frac{\sqrt{5.234}}{13}$$

$$SD = \sqrt{26.01}$$

$$SD = 5.1$$

2. Post-Test

$$SD = \frac{\sqrt{SS_1}}{n}$$

Where,

$$SS_1 = \sum X^2 - \frac{(\sum X)^2}{n}$$

$$SS_1 = 272288 - \frac{(\quad)^2}{\quad}$$

$$SS_1 = 272288 - \frac{(\quad)^2}{\quad}$$

$$SS_1 = 272288 - 271392.11$$

$$SS_1 = 895.89$$

$$SD = \frac{\sqrt{895.89}}{13}$$

$$SD = \frac{\sqrt{68.915}}{13}$$

$$SD = \frac{\sqrt{5.301}}{13}$$

$$SD = \sqrt{26.34}$$

$$SD = 5.13$$

B. Control Class

1. Pre-Test

$$SD = \frac{\quad}{\quad}$$

Where, $SS_2 = \sum X^2 - \frac{(\sum X)^2}{n}$

$$SS_2 = 162691 - \frac{(\quad)^2}{\quad}$$

$$SS_2 = 162691 - \frac{\quad}{\quad}$$

$$SS_2 = 162161 - \frac{161976.02}{\quad}$$

231583.11

$$SS_2 = \quad - \quad$$

$$SD = \frac{\quad}{\quad}$$

$$SD = \frac{\quad}{\quad}$$

$$SD = \frac{\quad}{\quad}$$

$$SD = \sqrt{21.02}$$

$$SD = 4.58$$

2. Post-Test

$$SD = \frac{\quad}{\quad}$$

Where, $SS_2 = \sum X^2 - \frac{(\sum X)^2}{n}$

$$SS_2 = 232469 - \frac{(\quad)^2}{\quad}$$

$$SS_2 = 232469 - \frac{\quad}{\quad}$$

$$SS_2 = 232469 - \frac{\quad}{\quad}$$

$$SS_2 = \quad - \quad$$

$$SD = \frac{\quad}{\quad}$$

$$SD = \frac{\quad}{\quad}$$

$$SD = \frac{\quad}{\quad}$$

$$SD = \sqrt{26.05}$$

$$SD = 5.10$$

UNIVERSITAS ISLAM NEGERI

ALAUDDIN

M A K A S S A R

Appendix XII

The Significance Different

$$X_1 = 88.05 \quad SS_1 = 895.89$$

$$X_2 = 81.34 \quad SS_2 = 885.89$$

1. t-Test

$$t = \frac{\bar{X}_1 - \bar{X}_2}{\sqrt{\left(\frac{SS_1 + SS_2}{n_1 + n_2 - 2}\right)\left(\frac{1}{n_1} + \frac{1}{n_2}\right)}}$$

$$t = \frac{88.05 - 81.34}{\sqrt{\left(\frac{895.89 + 885.89}{35 + 35 - 2}\right)\left(\frac{1}{35} + \frac{1}{35}\right)}}$$

$$t = \frac{6.71}{\sqrt{\left(\frac{1781.78}{68}\right)(0.05)}}$$

$$t = \frac{6.71}{\sqrt{(26.20)(0.05)}}$$

$$t = \frac{6.71}{\sqrt{1.31}}$$

$$t = \frac{6.71}{1.14}$$

$$t_{\text{Hitung}} = 5.885$$

2. t-Table

For level of significance (D) = 0.05

Degree of freedom (df) = (N₁ + N₂) - 2 = (35 + 35) - 2 = 68

t - Table = 1.980

Appendix XIII

The Distribution of T-Table

Df	Level of Significance for two-tailed test					
	0,5	0,2	0,1	0,05	0,02	0,01
	Level of Significance for one-tailed test					
	0,25	0,1	0	0,025	0,01	0,005
1	1,000	3,078	6,314	12,706	31,821	63,657
2	0,816	1,886	2,920	4,303	6,965	9,926
3	0,765	1,638	2,353	3,183	4,541	5,841
4	0,741	1,533	2,132	2,776	3,747	4,604
5	0,727	1,476	2,015	2,571	3,365	4,032
6	0,718	1,440	1,943	2,447	2,143	3,707
7	0,711	1,451	1,895	2,365	2,998	3,499
8	0,706	1,397	1,860	2,306	2,896	3,355
9	0,703	1,383	1,833	2,262	2,821	3,250
10	0,700	1,372	1,812	2,226	2,764	3,169
11	0,697	1,363	1,769	2,201	2,718	3,106
12	0,695	1,356	1,782	2,179	2,681	3,055
13	0,694	1,350	1,771	2,160	2,650	3,120
14	0,692	1,345	1,761	2,143	2,624	2,977
15	0,691	1,341	1,753	2,331	2,604	2,947
16	0,690	1,337	1,746	2,120	2,583	2,921
17	0,689	1,333	1,740	2,110	2,567	2,898
18	0,688	1,330	1,734	2,101	2,552	2,878
19	0,688	1,328	1,729	2,093	2,539	2,861
20	0,687	1,325	1,725	2,086	2,528	2,845
21	0,686	1,323	1,721	2,080	2,518	2,831
22	0,686	1,321	1,717	2,074	2,505	2,819
23	0,685	1,319	1,714	2,690	2,500	2,807
24	0,685	1,318	1,711	2,640	2,492	2,797
25	0,684	1,316	1,708	2,060	2,485	2,787
26	0,684	1,315	1,706	2,056	2,479	2,779
27	0,684	1,314	1,703	2,052	2,473	2,771
28	0,683	1,313	1,701	2,048	2,467	2,763
29	0,683	1,311	1,699	2,045	2,462	2,756
30	0,683	1,310	1,697	2,042	2,457	2,750
40	0,681	1,303	1,684	2,021	2,423	2,704
60	0,679	1,296	1,671	2,000	2,390	2,660
120	0,677	1,289	1,658	2,890	2,358	2,617
∞	0,674	1,282	1,645	1,960	2,326	2,576

Eksperimen Class



(Pre-Test)



(Post Test)

Control Class



(Pre Test)



(Post Test)

CURRICULUM VITAE



Ummi Kalsum was born on March 17th 1993 in Jeneponto, Kec. Binamu, Kab.Jeneponto. She is the first children from six siblings. The researcher began her study in SD Negeri 2 Jeneponto graduated in 2005. After that, she continued her study in MTs Al-IRSYAD Ci'nong Jeneponto and graduated in 2008. Then, she continued her study in SMA YP PGRI 2 Makassar and graduated in 2011. In 2012, she continued her study at Alauddin State Islamic University of Makassar. She was majoring in English Education Department in Tarbiyah and Teaching Science Faculty.

UNIVERSITAS ISLAM NEGERI
ALAUDDIN
M A K A S S A R