

**DEVELOPING INSTRUCTIONAL MATERIALS FOR BASIC
COMPETENCIES 3.3 AND 4.3 OF 2013 CURRICULUM FOR THE
EIGHTH GRADE AT SMPN 2 SUNGGUMINASA, GOWA**



UNIVERSITAS ISLAM NEGERI
ALAUDDIN
MAKASSAR

A Thesis

**Submitted in Partial Fulfillment of the Requirements for the Degree of
Sarjana Pendidikan in English Education Department of
Tarbiyah and Teaching Science Faculty of
UIN Alauddin Makassar**

By:

RESKI AMALIAH

Reg. Number: 20400113068

**ENGLISH EDUCATION DEPARTMENT
TARBIYAH AND TEACHING SCIENCE FACULTY
ALAUDDIN STATE ISLAMIC UNIVERSITY
MAKASSAR**

2017

PERNYATAAN KEASLIAN SKRIPSI

Mahasiswi yang bertanda tangan dibawah ini:

Nama : Reski Amaliah
NIM : 20400113068
Tempat/Tgl. Lahir : Limbung, 02 Oktober 1995
Jur/Prodi/Konsentrasi : Pendidikan Bahasa Inggris
Fakultas/Program : Tarbiyah dan Keguruan
Alamat : Dusun Ripangngainta, Gowa
Judul : *"Developing Instructional Materials For Basic Competencies 3.3 and 4.3 of 2013 Curriculum For The Eighth Grade at SMPN 2 Sungguminasa, Gowa."*

Menyatakan dengan sesungguhnya dan penuh kesadaran bahwa skripsi ini adalah benar hasil karya sendiri. Jika di kemudian hari terbukti bahwa ini merupakan duplikat, tiruan, plagiat, atau dibuat oleh orang lain, sebagian atau seluruhnya, maka skripsi dan gelar yang diperoleh karenanya batal demi hukum.

Gowa, 18 Agustus 2017

UNIVERSITAS ISLAM NEGERI

ALA UDDIN
M A K A S S A R

Penyusun,



Reski Amaliah

NIM: 20400113068

PERSETUJUAN PEMBIMBING


Pembimbing penulisan skripsi saudara **Reski Amaliah**, NIM: 2040011368 mahasiswi Jurusan Pendidikan Bahasa Inggris pada Fakultas Tarbiyah dan Keguruan UIN Alauddin Makassar, setelah meneliti dan mengoreksi secara seksama skripsi yang bersangkutan dengan judul "*Developing Instructional Materials For Basic Competencies 3.3 and 4.3 of 2013 Curriculum for The Eighth Grade at SMPN 2 Sungguminasa, Gowa*" memandang bahwa skripsi tersebut telah memenuhi syarat-syarat ilmiah dan dapat disetujui ke sidang munaqasah.

Makassar, 18 Agustus 2017

Pembimbing I

Pembimbing II


Dr. Hj. Djuwairiah Ahmad, M.Pd., M.TESOL
NIP.19700619 199403 2 001


Dahniar, S.Pd., M.Pd.
NUPN.9920100353

PENGESAHAN SKRIPSI

Skripsi yang berjudul, “Developing Instructional Materials For Basic Competencies 3.3 and 4.3 of 2013 Curriculum for The Eighth Grade At SMPN 2 Sungguminasa, Gowa”, yang disusun oleh Reski Amaliah, NIM: 20400113068, mahasiswa Jurusan Pendidikan Bahasa Inggris pada Fakultas Tarbiyah dan Keguruan UIN Alauddin Makassar, telah diujikan dan dipertahankan dalam sidang munaqasyah yang diselenggarakan pada hari Kamis, Tanggal 24 Agustus 2017 bertepatan pada Tanggal 2 Dzulhijjah 1438 H, dinyatakan telah dapat diterima sebagai salah satu syarat untuk memperoleh gelar Sarjana Pendidikan (S.Pd) pada Fakultas Tarbiyah dan Keguruan, Jurusan Pendidikan Bahasa Inggris dengan beberapa perbaikan.

Samata-Gowa, 24 Agustus 2017
2 Dzulhijjah 1438 H.

DEWAN PENGUJI (SK.Dekan No.1805 Tertanggal 24 Agustus 2017)

| | | |
|---------------|--|---------|
| Ketua | : Dr. Kamsinah, M.Pd.I. | (.....) |
| Sekretaris | : Sitti Nurpahmi, S.Pd., M.Pd. | (.....) |
| Munaqisy I | : Dr. H. Wahyuddin Naro, M.Hum. | (.....) |
| Munaqisy II | : Dra. Hj. St. Azisah, M.Ed., St., Ph.D. | (.....) |
| Pembimbing I | : Dr. Hj. Djuwairiah Ahmad, M.Pd., M. TESOL. | (.....) |
| Pembimbing II | : Dahniar, S.Pd., M.Pd. | (.....) |

Mengetahui :

Dekan Fakultas Tarbiyah dan Keguruan
UIN Alauddin Makassar //

Dr. H. Muhammad Amri, Lc., M.Ag.
NIP: 19730120 200312 1 001

ACKNOWLEDGMENT



Alhamdulillah *RabbilAlamin*, The researcher would like to praise and express her high gratitude to Allah swt., who has given the blessing, health, opportunity and inspiration to finishing this writing thesis. And also, she does not forget to express Salam and Sholawat to the prophet Muhammad saw who has guided the moslem from the darkness to the lightness and brought us from the stupidity to the cleverness era.

The researcher realizes that this writing would not finish without helping and the guidance from the other people, so the researcher would like to express her deepest thanks to beloved parents, **H. Muh. Rusli, A.Ma** and **Hj. Kamasiah, S.Pd** who always love, pray, motivate and support the researcher for all of her life. The greatest persons in researcher's heart ever, also following people:

1. **Prof. Dr. H. Musafir Pababbari, M.Si.** As the Rector of Alauddin State Islamic University of Makassar for his advice during she studied at the university.
2. **Dr. H. Muhammad Amri, Lc., M.Ag.** As the Dean of Tarbiyah and Teaching Science Faculty for advice and motivation.
3. **Dr. Kamsinah, M.Pd.I., and Sitti Nurpahmi, S.Pd., M.Pd.** As the Head and the Secretary of English Department of Tarbiyah and Teaching Science Faculty of Alauddin State Islamic University (UIN) Makassar and all of the staffs.

4. The researcher's consultants, **Dr. Hj. Djuwairiah Ahmad, M.Pd., M.TESOL,** and **Dahnlar, S.Pd., M.Pd.,** who have helped, guided, and supported the researcher during the writing of this thesis.
5. All of the lecturers of Tarbiyah and Teaching Science Faculty of Alauddin State Islamic University of Makassar for their guidance during her study.
6. The Headmaster of SMPN 2 Sungguminasa, Gowa, thank you for your good respond to this research.
7. The English Teacher of Eight Grade SMPN 2 Sungguminasa, **Fitriani, S.Pd.,** who accepted and helped the researcher in the school.
8. The Eighth Grade students SMPN 2 Sungguminasa, Gowa., who already support the researcher on her research. Thank you for your cooperation.
9. The researcher's team for this project, **Husni Mubarak, Nur Ilmiah, Fadillah Syam, Asyrah, and Raodhatul Jannah** for their support and assistance during the accomplishing of this thesis.
10. The researcher's classmates in English Education Department, PBI 3 and 4 in Academic Year 2013.
11. All of the people around the researcher's life who could not mention one by one by the researcher that have given a big inspiration, motivation, spirit and pray to Reski Amaliah.

The researcher realizes that the writing of this thesis is far from perfect. Remaining errors are the researcher's own; therefore, constructive criticisms and suggestions will be highly appreciated. May all our/the efforts are blessed by Allah swt. *Aamiin.*

Makassar, Juli 2017

The researcher,



Reski Amaliah

NIM: 20400113068



UNIVERSITAS ISLAM NEGERI
ALAUDDIN
M A K A S S A R

TABLE OF CONTENTS

| | Pages |
|--|-------|
| COVER PAGE | i |
| PERNYATAAN KEASLIAN SKRIPSI | ii |
| PERSETUJUAN PEMBIMBING | iii |
| PENGESAHAN SKRIPSI | iv |
| ACKNOWLEDGEMENT | v |
| TABLE OF CONTENTS | viii |
| LIST OF FIGURES..... | |
| | x |
| LIST OF APPENDICES..... | xi |
| ABSTRACT..... | xii |
| CHAPTER I INTRODUCTION..... | 1-10 |
| A. Background | 1 |
| B. Research Problem | 5 |
| C. Research Objective | 5 |
| D. Research Significance..... | 6 |
| E. Research Scope | 7 |
| F. Operational Definition of Term | 8 |
| CHAPTER II REVIEW OF RELATED LITERATURES | 11-17 |
| A. Previous Related Research Findings | 11 |
| B. Some Pertinent Ideas | 13 |
| C. Theoretical Framework | 15 |
| CHAPTER III RESEARCH METHOD | 18-25 |
| A. Research Method | 18 |
| B. Development Model | 19 |
| C. Research Subject | 21 |
| D. Types of Data | 22 |

| | |
|--|--------------|
| E. Research Instruments | 22 |
| F. Data Collecting Procedure..... | 23 |
| G. Try Out | 23 |
| H. Data Analysis Technique..... | 24 |
| CHAPTER IV FINDINGS AND DISCUSSION | 26-52 |
| A. Findings..... | 26 |
| B. Discussion | 49 |
| CHAPTER V CONCLUSIONS AND SUGGESTIONS | 53-55 |
| A. Conclusions | 53 |
| B. Suggestions | 54 |
| BIBLIOGRAPHY..... | 56 |
| APPENDICES..... | 58 |
| CURRICULUM VITAE..... | 109 |

LIST OF FIGURES

| | Page |
|--|------|
| FIGURE 1. Theoretical Framework | 16 |
| FIGURE 2. The ADDIE Model..... | 19 |



LIST OF APPENDICES

| | Page |
|--|------|
| APPENDIX 1. Rubric for Expert and Teacher Judgment..... | 59 |
| APPENDIX 2. Rubric for Students | 64 |
| APPENDIX 3. Questionnaire | 66 |
| APPENDIX 4. The results of Questionnaire | 71 |
| A. The Result of Systematic Organization Material | 71 |
| B. The Result of Systematic Content Material | 72 |
| C. The Result of Systematic Learning Material | 73 |
| APPENDIX 5. Blueprint | 74 |
| APPENDIX 6. Syllabus of 2013 Curriculum | 76 |
| APPENDIX 7. Documentation | 85 |
| APPENDIX 8. The Results of Product | 86 |

ABSTRACT

Thesis Title : **Developing Instructional Materials For Basic Competencies 3.3 and 4.3 of 2013 Curriculum for the Eighth Grade at SMPN 2 Sungguminasa, Gowa.**
Year : **2017**
Researcher : **Reski Amaliah**
Consultant I : **Dr. Hj. Djuwairiyah Ahmad, M.Pd., M. TESOL.**
Consultant II : **Dahnar, S.Pd., M.Pd.**

This research is about development, Research and Development of materials for basic competencies 3.3 and 4.3 of 2013 curriculum for the Eighth Grade Students at SMPN 2 Sungguminasa, Gowa. Based on the preliminary study on May 2016, both the teachers and the students did not have appropriate and understandable materials. In addition, teachers on implementing the 2013 curriculum was unpreparedness and the students faced difficulties in learning English since they didn't have many sources except the students' book that provided by the government.

The research design used of this study was Research and Development (R & D). The development model used was ADDIE model. It stood for Analysis, Design, Develop, Implement, and Evaluate. The procedures included analysing materials needed by students, designing the blueprint, developing the materials through the syllabus of 2013 curriculum. The product was tried out to the eighth grade students of at SMPN 2 Sungguminasa. Type of data obtained in this study is qualitative. The instruments used in this study were questionnaire, rubric for expert, teacher and students.

In this research, the result of students' need was come from questionnaire where it was gave much good addition like the attractive or interesting material by colourful of the product. Teachers and experts were involved in order to validate the product. There are three semantic aspects that they validated of the product: Organization of the Materials, Organization of the English Teaching, and Content of English.

Overall, the result of this students' book analysis by the expert was well-defined goals. Hence, the product was hoped be able to help both the teachers and students as a second sources in learning English especially about Giving and Asking Requirements, Prohibiting, and Appealing materials.

CHAPTER I

INTRODUCTION

This chapter deal with background of the study, research problems, research objectives, research significant, research scope, and operational definition of terms.

A. Background

Education is very important for humans' life. Education is an effort that is done consciously to change human behavior. It gives values that will help and guide humans in enduring their life. We may not imagine of what are differences between humans' life in past time (darkness) and this time without education.

Education in Indonesia has developed time in time. This is due to following and adapting to the change of age and technological and advancement. The process of education at school cannot be a part from the output of education itself. One of educational substances which have the important role to determine the graduation quality is curriculum. Curriculum is a basis of teaching learning processes. Hence, every teaching-learning process has to follow the curriculum.

Curriculum is the most significant element which contributes to improving learners' ability and potency. Accordingly, curriculum that emphasizes competency is very crucial and needed. Such curriculum should become an instrument which guides learners to become: *First*, qualified human beings who are able to face the challenge of time proactively.

Second, educated human beings who are faithful, have piety toward the Lord, and have good morals, knowledgeable, creative, and self-directed. *Third*,

democratic and responsible citizens. The implementation of competency-based curriculum is one of the strategies of national education building as stated by the Undang-undang Sisdiknas no 20 tahun 2003.

Since 1947, the Indonesian government has created and implemented no less than ten different national curricula. The latest curriculum established earlier in 2013 with Indonesia's new 2013 Curriculum. The improvement of 2013 Curriculum from "curriculum for each education unit" (Kurikulum Tingkat Satuan Pendidikan, abbreviated by KTSP), to "competency-based curriculum" according to Ministry of Education and Culture is reflecting some principles. Those principles are: *First*, Curriculum must be designed by giving opportunity to learners to improve the differences in skill and interest; *Second*, Curriculum must be centered on potency, improvement, need, and benefit of learners and his environment. Curriculum must be designed based on the principle that learners is on central position and must be active while learning; *Third*, Curriculum must be perceptive to change of knowledge, culture, technology, and art; *Forth*, Curriculum must be relevant with need of life.

Those above reasons engage all of fields of subjects, including teaching and learning English. In the learning process, teachers hold a very crucial demand due to the fact that they will determine whether both learning objectives and student competency are accomplished. However, now days most of teacher has less attention to the ability of handling the student and class circumstances.

On the other hands, they do not provide meaningful teaching, methods used is less varied. As a consequence, the students will find it difficult to has a motivation in studying (Directoract of PLP, 2012).

According to the interview outcome on May 2016 with the English teachers at SMPN 2 Sungguminasa Gowa who revealed that there were still many obstacles faced by teachers in implementing the 2013 curriculum. *First*, the 2013 curriculum does not fit all schools for instance, uninadequate school assistance and different intakes of students such as, school in city is different from school in countryside. *Second*, the syllabus has national principles so that the teacher does not have the authority to make their mark. *Third*, the lack of teachers' competence toward the implementation of 2013 curriculum. They do not have many specialized trainings dealing with it. *Forth*, both students and teachers book are not fully helpful in teaching process. It is based on some reasons for instance, exercise is less varied and there is no specific skill rising in the learning materials. As a result, teacher needs a stuff that can literally be a proper weapon in teaching.

In addition, according to previous researcher who completed a related study, motivates me to carry out the similar object. She is Alvira Veronica Mangana. She is a graduate students from UIN Alauddin Makassar. She conducted a research on MTsN Balang-Balang, Gowa, 2015 and formulated a study entitled "Developing Personal Introduction and Thing List Materials Dealing with 2013 Curriculum of the Seventh Grade in MTsN Balang-Balang." She found that there must be a great introduction of the new curriculum, 2013 curriculum to the rest of teachers in Indonesia related with student's book.

Hence, they can literally master how to implement it properly. In addition, there must be an innovative research refer both students' book and teacher's based on their needs.

Therefore, designing English teaching materials in the form of course book is the preeminent approach to conquer the irrelevant components on English teaching materials on the 2013 curriculum. Furthermore, developing English teaching materials according to the instructional materials and the lesson plans pass on the basic competences in the syllabus for the eighth grade students of SMPN 2 Sungguminasa, Gowa.

Now days, it has seen that there is a problem in students' book should be complete. Thus, the way to eclipsed is developing the syllabus on 2013 curriculum to design the handbook of English Teaching Materials with the 3.3 and 4.3 basic competences. These two basic competences concern on giving and asking information related requirement, prohibition, and appeal. According to our observation by interviewing the teachers and some of students related with this learning material stated that the content is less of practices and activities. Also, the way to provide the materials does not support their motivation to studying. Hence, the formulated on a study entitled **“Developing Instructional Materials for Basic Competencies 3.3 and 4.3 of 2013 Curriculum for The Eighth Grade at SMPN 2 Sungguminasa, Gowa”**.

B. Research Problem

Through the background explained formerly, problem statements as follows, “How to produce a compatible instructional material of 2013 curriculum for the eighth grade at SMPN 2 Sungguminasa, Gowa?”

By covering three subtopics:

1. What are the needs of students of instructional materials for basic competencies 3.3 and 4.3 of 2013 curriculum for the eighth grade at SMPN 2 Sungguminasa, Gowa?
2. How to develop the instructional materials for basic competencies 3.3 and 4.3 of 2013 curriculum for the eighth grade at SMPN 2 Sungguminasa, Gowa?

C. Research Objective

Through the research problem stated formerly, the aim of this study as follows, “to procedure a compatible instructional material of 2013 curriculum for the eighth grade at SMPN 2 Sungguminasa, Gowa?” By covering the subtopics below:

1. To identify the students’ need dealing with the existence of instructional materials for basic competencies 3.3 and 4.3 of 2013 curriculum for the eighth grade at SMPN 2 Sungguminasa, Gowa.
2. To develop the instructional materials for basic competencies 3.3 and 4.3 of 2013 curriculum for the eighth grade at SMPN 2 Sungguminasa, Gowa.

D. Significance of the Research

The result of this research will be useful to enrich the reader and the researcher's knowledge about how to develop English materials based on students' need. Furthermore, the extremely hope that this research can be used as a reference for other researcher especially for under graduated students who are interested doing further a study about the related.

1. Theoretical Significance

This research is very expected to give knowledge contribution on how to develop effective materials for eighth grade at SMPN 2 Sungguminasa especially for basic competencies 3.3 and 4.3 are giving and asking information related requirements, prohibiting and appealing materials.

2. Practical Significance

This research has view beneficial for students, teachers and institution (school).

a. Significance for the students

By this research, really hoped that all of the students can understand how to giving and asking information of requirement, prohibiting and appealing simply based on syllabus of 2013 Curriculum.

b. Significance for the teachers

By this research, really hoped that this product can be samples or supplementary for developing materials in teaching giving and asking information about requirements, prohibiting and appealing based on basic competencies 3.3 and 4.3 in syllabus of 2013 Curriculum in the class.

c. Significance for the institution (school)

By this research, really hoped that this research might be additional reading resources and can help them to understanding material easily for students who want to develop giving and asking information about requirements, prohibiting and appealing materials based on basic competencies 3.3 and 4.3 in syllabus of 2013 Curriculum. In addition, that is hoped that the teaching materials can be a product in the manufacture of handbook for the eighth grade of Junior High School.

E. Research Scope

This research was held to find out and solve the problem of the students' lack of mastering the instructional material. This research was conducted in the level of junior high school. In developing English materials, it is determined systematically about the organization of the English materials, learning materials dealing with observing, questioning, collecting information, associating, communicating, contents of English materials, and assessing. The research focuses on developing of English teaching materials refers to 3.3 and 4.3 basic competences in the syllabus of the eighth grade students at SMPN 2 Sungguminasa, Gowa. And it can be found in unit 5 on the "*Bright*" book which is covering in giving and asking information include of requirements, prohibiting, and appealing.

Whereas, the content of 3.3 competences is to considering text structure and language text element to carry out social function of expression giving and asking information about requirements, prohibiting, and appealing according to

the context of its use. The content of 4.3 competence is to arrange oral and written simple text to state, ask and expression giving and asking information about requirements, prohibiting and appealing that relate to the social function, text structure and language text element in a precise context.

In addition, this research was applied ADDIE model as its development model. In this case, applying all the steps of ADDIE model will be possible to create the instructional materials. However, in the evaluation phase, the formative and summative evaluation was applied. And, it was conducted in simple form for some consideration i.e., time and funds.

F. Operational Definition of Terms

This is was execute a research with the title “Developing Instructional Materials for Basic Competencies 3.3 and 4.3 of 2013 Curriculum for The Eighth Grade at SMPN 2 Sungguminasa, Gowa”. In providing a good understanding, it was gave the definition of key terms. They are:

1. Developing

Developing is one of process to designing an English material in a course book. Beside that it can be produce the product by using Research and Development (R&D) and hoped this developing can raising students’ material through the product and has profit to learner, and adding some materials for the previous product by using some systems to make it more complete or make a different version of the previous product.

According to Adrian, et al cited in Sukirman (2012) stated that, Developing means create, re-new and make a different. Development refers to

design or make a new idea, product, system, over a period of time. For this research, Developing means re-designing material for teaching requirement, prohibition, and appeal materials that is appropriate with the students' need and was developed materials concern on giving and asking requirements, prohibiting and appealing by using "*must, (don't) have to..., should,*".

2. Basic Competencies 3.3 and 4.3

Giving and asking information material included on the course book of 2013 curriculum. It is about of requirement, prohibition, and appeal in English material based on 3.3 and 4.3 basic competencies of the eighth grade syllabus and facing arrange those materials that relate to the social function, text structure and language text element in a precise context.

Tomlinson (2011) said that material is anything which is used to help to teach language learners. English learning materials that are designed in this research pay attention to syllabus as Farida Dubin and Elite Olshtain (1986:29) said that material compatibility should be evidence for all the points specified within the syllabus.


These materials is developed to improve the students' understanding, to give a good sample for the teachers in learning process, and to give one of the references for the institution (school).

3. 2013 curriculum

2013 curriculum is new curriculum which is developed to increase formerly curriculum was really popular is KTSP 2006. In this curriculum have

three important aspects will have to know for teachers and students, those are cognitive, affective, and phsycomotoric.

Curriculum of 2013 is competency and character based curriculum. Curriculum of 2013 was born as a response to the various criticisms of School Based Curriculum 2006. It is in accordance with the development needs and the world of work. Curriculum of 2013 is one of the government's effort to resolve the various problems being faced by the world of education today (salinan lampiran Permendikbud No. 59 Tahun 2004, *Kurikulum 2013 Sekolah Menengah Atas / Madrasah Aliyah*).



CHAPTER II

REVIEW OF RELATED LITERATURE

This part centers around the study of some previous research findings on the related topics to the giving and asking requirements, prohibiting, and appealing materials and the formulation of theoretical framework.

A. Literature Review

1) Some Previous Research Findings

Mangana (2016) on her research “*Developing Personal Introduction and Thing List Materials Dealing with 2013 Curriculum of the Seventh Grade in MTsN Balang-Balang.*” Concluded that her product can be the supplementary materials were designed on the basis of the demand of the syllabus of the one year of the seventh grade can be used at any schools which have the same standard. Then, her reasons why she did it because she known that as far as now many students do not have interest to study. Hence, she designs a new course book from the old book to build up the students’ motivation in learning.

Anggraningtyas and Ruslan (2014) “*Developing Supplementary Speaking Materials for the Seventh Grade*” stated that R&D study aimed to develop teaching materials in the form of supplementary speaking materials. The students gave their opinions about their developed materials. Most of them liked the materials very much. They believed that the product could help them vary the speaking activities in class, reduce their boredom and widen their knowledge. It means that the developed materials, “supplementary speaking materials” was good and beneficial.

Kristianasari and Suharmanto (2013) on their research “*Supplementary Reading Materials for International-Standard Junior High Schools Grade Seven*” concluded that their product as the supplementary materials were designed on the basis of the demand of the syllabus of the first semester of the seventh grade can be used at any schools which have the same standard as International-Standard School. In addition, the final product of their study is satisfying and possesses the four criteria. The first is that the supplementary reading materials cover short functional texts. The second criterion is that the supplementary reading materials imply communicative purpose. The next one is that the supplementary reading materials vary in terms of topics which are science, technology, and academic life. The last criterion is that the supplementary reading materials enable learners to work independently.

Sukirman (2012) on his research “*Developing English Morphology Course Material for undergraduate students*” stated that most students are not interest and motivated to learn English Morphology as one of the most difficult courses and after identifying the problems and analyzing the factor. He design and develop English Morphology book as perfect as possible to build up students’ motivation and stimulate them to be autonomous learners.

Referring to some previous research findings, it can be concluded that developing materials based on 2013 Curriculum are still possible to be developed. It can be used as supplementary material in teaching and learning process in the class. It means that English teachers will have variety of activities in order to avoid of being bored of students in learning English. It is therefore, surely that this

development material might be beneficial for them to increase their English skill especially easy to understand how to giving and asking information related with requirements, prohibiting and appealing.

2) Some pertinent ideas

a. Materials Development

Some experts defined Materials Development. Such as Yaumi (2012: 181) said that developing material is instruction or not only as learner but also the deliverer who stand every day in front of the class. Richard (2001: 2) states language curriculum development refers to the field of applied linguistic. It describes an interrelate set of processes that focuses on designing, revising, implementing, and evaluating language. Then, they can develop the materials by adapting them in order to improve or to make them more suitable to learners' needs. Adaptation can be carried out by reducing, adding, omitting, modifying, and supplementing learning materials. The last, this research was developed an instructional material about giving and asking requirements, prohibiting, and appealing.

b. Basic competencies 3.3 and 4.3

For this research, the researcher get the 3.3 and 4.3 basic competencies on learning material based on 2013 curriculum where it has several materials. The materials are about giving and asking information related requirements, prohibiting and appealing. The students' handbook consists of unit 5 dealt with 3.3 and 3.4 competences based on the syllabus of 2013 curriculum.

c. 2013 curriculum

The curriculum is the number of experiences potentially which can be given to the children and teenagers, so they can think and do as appropriate as the citizen. The competence is included attitude, knowledge, and skill in an integrated manner, as mandated by UU 20 of 2003 year on National Education System in the explanation of 35 subsections.

According in Modul Pelatihan Implementasi Kurikulum (2014: 4), the 2013 Curriculum is the development of curriculum with basic competence from the previous curriculum in KBK 2004 and KTSP 2006 which has attitude, knowledge, and skill. There are four competences for the 2013 Curriculum;

- Kompetensi inti-1 (KI-1) for religious competence
- Kompetensi inti-2 (KI-2) for social competence
- Kompetensi inti-3 (KI-3) for cognitive competence
- Kompetensi inti-4 (KI-4) for skill competence

B. Theoretical Framework

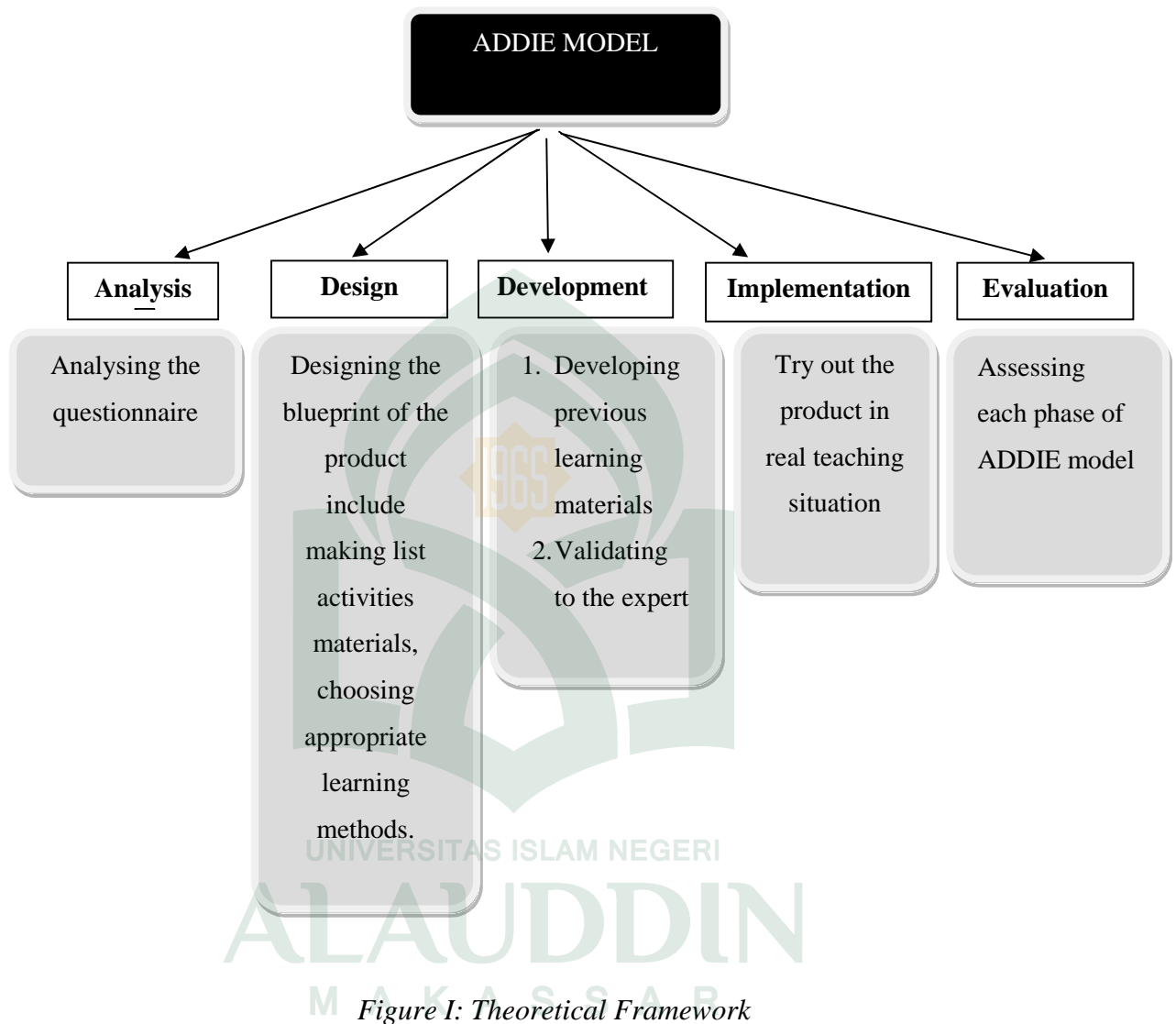


Figure I: Theoretical Framework

The study is purposed at developing instructional materials for basic competence 3.3 and 4.3 for the eighth grade students at SMPN 2 Sungguminasa. Based on the 2013 Curriculum, teachers as educators should be able to implement the 2013 Curriculum in teaching and learning processes.

They have to be productive, creative, innovative in teaching, and be able to develop students' competence. It is stated that one of the aims is to make the teacher be able to vary the learning and teaching activity in the class so that the students feel happy in learning English. The teacher wants their students can get knowledge, easily understanding of material, so one way to achieved is developing materials with ADDIE (Analysis, Design, Development, Implementation, and Evaluation) model. The reason why choose it as the model in this study because saves more time and money than the other ones while they are easy to fix. There are some instruments that the researcher used in every phase to measure the rate of quality of the developed materials.

In Analyze phase, the researcher was do analyzed of the result students' questionnaire, Next, Design phase, was design an appropriate material namely "blue print" include making list activities materials and choosing appropriate learning which is can be used for the students in junior high school.

Development phase, for this phase it was developed previous learning materials and Validating to the expert so that it can be complementary the product. Implementation phase, this research was doing tried out the product in real teaching situation at the research class.

The last for evaluation phase, the researcher assessing each phase of ADDIE model about the product as a final phase of evaluation in model which used. All of the phase was checked the quality of the product whether the developed materials fulfilled to the students' needs as well as the aims and objectives of the course or not. If all of the phases are clearly fix, the final product

that contains of giving and asking information materials deal with 2013 Curriculum can be used as a “Blue print” to support the teacher in teaching English in the eighth grade class.



CHAPTER III

METHOD OF THE RESEARCH

This chapter discusses research and development method of this study. It includes research method, development model, research subject, types of data, research instrument, data collecting procedure, try-out of product, and data analyzing technique.

A. Research Method

The research design that researcher used is Research and Development (R&D). R&D is a name of research designs involving the learning device, such syllabus, teaching materials, student worksheet, learning media, tests to measure learning outcomes (Latief, 2014:173). According to Sujadi (2003: 164) Research and Development is a process or steps to develop new product, or make product perfect which responsibility. From the definitions, the conclusion is Research and Development related with certain product. Developing a product using Addie's model is good enough. It because Addie's model has 5 steps that is quite enough to do.

Research and Development (R&D) has many models which can be applied such as Sugiyono model, ADDIE model, Borg & Gall model, Dick and Carey model, Kemp model, 4D and many others. Based on many models stated formerly, the researcher applied ADDIE Model. It developed by Florida State University initially to explain, "The processes involved in the formulation of an Instructional Systems Development (ISD) program for military inter service

training that will adequately train individuals to do a particular job and which can also be applied to any inter service curriculum development activity”. The model originally contained several steps under its five original steps (Analyze, Design, Develop, Implementation, and evaluation). The idea was to complete each step before moving to the next. Over the years, practitioners revised the steps, and eventually the model became more dynamic and interactive than the original hierarchical version. By the mid-1980s, the version familiar today appeared.

Finally, this research applied ADDIE model because this model is very useful having stages clearly defined which makes implementation of instructions effectively. It strives to save time and money by catching problems while they are still easy to fix. It also provides simple procedures to design and develop materials.

B. Development model

In addition, ADDIE is The Instructional Design Process, then ADDIE is stand for Analysis, Design, Development, Implementation and Evaluation.

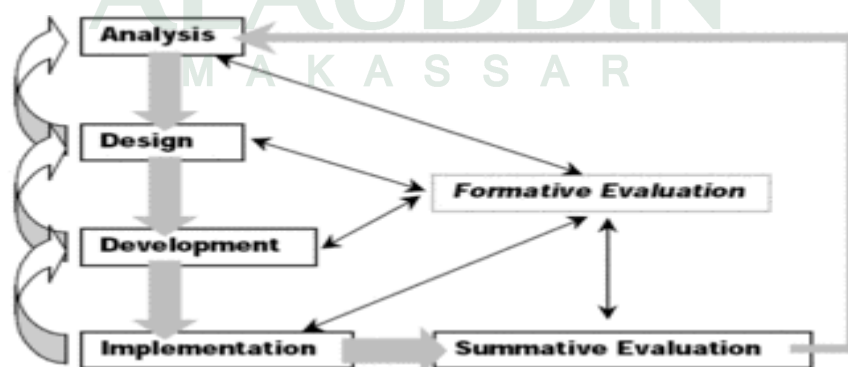


Figure II: ADDIE Model

Whereas this model consist of five basic steps. Those are:

- a. **Analysis.** In analysis phase is analyzing questionnaire and also the result of it which has been distributed to the students to know what the students' need in learning. Finally, it is consider time line and budget needed in this research. This phase is the most particular phase in ADDIE model because it is the basic for other phases of this model.
- b. **Design** is the process of specifying how it is to be learned. In this phase have designed English materials dealing with 3.3 and 4.3 competences at 2013 curriculum while considering the goals and objectives of the learning process. Here means that design the blueprint or materials frame work of the organization materials include of making list activity materials, chose the best way which is appropriate with the students' need and it may consider some scientific approach and learning methods in the 2013 curriculum to support learning objectives and materials.
- c. **Development.** For this phase, there are two steps for finishing this phase. *First*, developing previous learning materials on the syllabus and produces the materials innovatively about giving and asking requirement, prohibiting, and appealing materials with curriculum 2013 objectives of the course. *Second*, validate the product to the experts to make sure whether the product is appropriate to the learners' needs as well as the goals and objectivities of the course or not, then the final product is ready to be implemented in try out activity.

- d. Implementation.** For this phase, deals with trying-out the product. The product was implemented in the real learning and teaching process. This phase also aims to know whether the product has fulfilled the objectives of course or not.
- e. Evaluation.** This phase was analyzed the rubric for expert, students and teachers' gave comment about the product by using rubric. It was measure the appropriateness of the developing materials. One expert was involved to check the quality of the product. There are two types of evaluation. Those are formative and summative evaluation. Formative evaluation is ongoing during and between phases. It deals with the evaluation during the process of the materials development, whereas summative evaluation deals with the final evaluation of developed materials. It occurs after the final of materials were implemented in try-out activity of the product (Sukirman: 2013). The data are gathered through rubric for experts' judgment, teachers and students.

C. Research Subject

The subject of the research was the students of the eighth grade SMPN 2 Sungguminasa, Gowa. The subject was selected by the researcher because the English teachers of the second year students in this school has been using 2013 Curriculum in teaching the materials in the class.

D. Types of Data

For this research, the type of data was obtained is only qualitative data. Qualitative data is primarily exploratory research. It used to get an understanding or underlying reasons, opinions and motivations. And also it used when we don't know what to expect, to define the problem or develop an approach to the problem. Qualitative data is also used to go deeper into issues of interest and explore nuances related to the problem at hand. Some common methods include focus groups (group discussion), individual interviews, participations/observations and rubric.

E. Research Instrument

This research used two kinds of instruments. Those are rubric, and questionnaire. The first, rubric adapted from Ghobrani (2011: 517-518) and Wodyatmoko (2011) as cited in Miftahul Khair (2015) is used to evaluate or validate the product. It consists of seventeen (17) criteria to be evaluated in term of *cover design, letter, typing, spacing, layout, organization of materials, instructional objectives, topics, examples, exercises, activities, instruction, coverage of materials, language, summary, and glossary*. In addition, this rubric is addressed to experts and teachers (**see appendix 1**), students (**see appendix 2**). Students' rubric is used for formative evaluation whereas rubric for experts and teachers are used for summative evaluation. The second instrument is questionnaire is given to students for conducting need analysis (**see appendix 3**).

F. Data Collection Procedure

Qualitative data gathers from all the instruments, those are rubric and questionnaire as written in the research instrument above.

The procedure of the data collecting was achieved by these ways; *Firstly*, made a questionnaire about students' needs then disseminate it to the students. *Secondly*, researcher analyzed the result of questionnaire. It was analyzed qualitatively. *Thirdly*, input the validation, comments, suggestions, and revision of the experts which were gathered from rubric.

G. Try Out

In this step, the data was collected based on the teacher and expert's comment of the product before and after the product was implemented and also from the students' respond in learning materials by using the product.

1) Try Out Subject

Try out of the subject was the students of the eighth grade at SMPN 2 Sungguminasa, Gowa. And researcher was taken six of classes as a sample of this research which is consists of thirty students.

2) Try Out Design

Try out design of the study in field try out. In this case, the product was tried-out to the target subjects in the real learning and teaching situation in order to evaluate the quality of develop materials. It was beneficial to find out how far the materials fulfill students' need. Furthermore, in this research expert was work together to evaluate the result of field try-out.

H. Data Analysis Technique

For this research, the researcher utilizes a kind of technique in analyzing obtained data named qualitative data. The data obtained from the result of the questionnaire, expert and teacher comments and also the result of try-out product. Miles and Huberman in Thomas (1994: 10) stated that qualitative data analysis consists of three concurrent flows of activity: data reduction, data display, and conclusion drawing/verification.

In data reduction phase, was refer to select, focus, simplify, abstract, and transform data that appear in comments, notes, suggestions, rubrics, and questionnaires to short descriptions. Then, determine relevance of strings of the data before by making codes. Thomas (2006) stated that the goal of data reduction is to get the bigger picture from the data. While coding helps break down the data into smaller parts, data reduction is the process of abstracting back out from the particular to the conceptual.

In the second phase, data display, organized the compressed information in the previous phase and assembling it in ways to help draw conclusions. It can be an extended piece of text or a diagram, chart, or matrix that provides a new way of arranging and thinking about the more textually embedded data. Silverman in Thomas (2000) stated that data displays, whether in word or diagrammatic form, allow the analyst to extrapolate from the data enough to begin to discern systematic patterns and interrelationships. At the display stage, additional, higher order categories or themes may emerge from the data that go beyond those first discovered during the initial process of data reduction.

The last phase, conclusion drawing/verification, tried to represent and describe what she sees in the data (meanings, observations). The data displays and raw data was referred back to as descriptions or causal statements are made.



CHAPTER IV

FINDINGS AND DISCUSSION

This chapter consists of two sections, they are findings and discussion. This section shows all the data which collected during the research and explained every component that was developed in this research. The problem statements of this study are also answered in this section.

A. Findings

The results of the research finished based on the research focuses integrated with ADDIE model which had been done on the development. Furthermore, this section presented some results in the developing English Materials for giving and asking requirements, prohibiting and appealing. They included the result of needs analysis, the result of product design by utilizing the qualitative method, and the results of validation by analyzing the correction and suggestion from experts.

1. The Result of Analyzing Phase

a. The result of content materials based on the syllabus

The result of content materials based on the materials in the syllabus of 2013 Curriculum covering the 3.3 and 4.3 basic competencies include social function, text structure, language text element, and topic were expected to the students to be able to give and ask requirements, prohibiting and appealing. Those are all the core topics of material. First, the 3 core topics had been designed into 4 subtopics which appropriated with 4 meeting learning. In other words, materials

of prohibiting were developed in two subtopics. They are verbal prohibiting and nominal prohibiting. Second, every meeting had a core skill that was integrated one another in flows of skill that were arranged systematically. Again, learning activities dealt with scientific approach included observing, questioning, collecting information, associating, and communicating. Last, the developed learning instruction referring to the pre study instruction, type of activities was consisted of individual, pair, and group activity, the amount of activities, text structure, and glossary. These materials were developed in order to provide suitable materials for the Eighth grade students at SMPN 2 Sungguminasa, Gowa.

b. The result of need analysis of developing learning materials based on the students' questionnaires

The questionnaires consisted of four parts (*see appendix 3*). The first part was students' information. The second part was systematic organization of integrated English materials. The third part was systematic content materials covered by the syllabus of 2013 curriculum. The last part was systematic English teaching which was appropriate with the learning activities.

The data shows the systematic organization of integrated English materials part that there were 201 students in a class and 192 of 201 students choose YES for given the pre-teaching activity before studying and 9 of 201 students choose NO. They were ice breaking, warming up, pray, inspiration story, small games, and all of it. Therefore, this research formulated the pre-teaching activities for implementing in the class and students might choose 3 (three) of them as favorite activity before studying. Then, this research got the result that 23

of 201 students choose ice breaking, 20 of 201 choose warming up, 10 of 201 students choose pray, 59 of 201 students choose motivation and inspiration story, 36 of 201 students choose small games, and 53 of 201 choose all of it.

Next, it was found in data that 102 of 201 students preferred to listen the teacher's instruction, 32 students choose practice the instruction directly, then there were 67 students choose reading the instruction in the book. Then, 73 of 201 students choose text form, 75 of 201 students choose picture form, 29 of 201 students choose dialog form, and 24 of 201 students choose presentation as the learning material form. In designing book, the students preferred picture book. It was proved that 79 of 201 students choose it, 101 of 201 students choose colorful, and 21 students choose black and white in designing book. Last, this research found that 101 of 201 students choose real picture as the model design of book whereas 17 of 201 students choose caricature, and 83 of 201 students choose cartoon (see appendix 4 part "A").

The result of systematic content materials covered by the syllabus of 2013 curriculum had been obtained in this research. The data showed that 85 Of 201 students choose receiving a theory, 50 of 201 students choose playing games, 36 of 201 students choose watching, and 30 of 201 students choose all of it. That means the way do you like to giving and asking requirements, prohibiting, and appealing is receiving a theory.

Next, the most way do you want to express material about giving and asking requirements, prohibiting, and appealing is writing in exercise book. It was proved that 96 of 201 students choose it, 24 of 201 students choose express in

front of friend by itself, 71 of 201 students choose express with friend in a partner, and 10 of 201 students choose small drama in a group. Then, 12 of 201 students choose prohibiting in a house, 44 of 201 students choose school area, 44 of 201 students choose class, and 101 of 201 students choose all of it as the most prohibiting that you want. In make a conversation about requirements and appealing, the students preferred conversation written in book. It was proved that 87 of 201 students choose it, 65 of 201 students choose conversation from teacher, 25 of 201 students choose real picture, and 24 of 201 students choose glossary (see appendix 4 part “B”)

The result of systematic English teaching which was appropriate with the learning activities part had been obtained by this research. The data showed that 86 of 201 students choose discussion as the most learn model do you like , 24 of 201 students choose study individually, 34 of 201 students choose learn with pair, and 57 of 201 students choose learn project group. Next, 169 of 201 students preferred to conduct a project with group as the most project do you want, 24 of 201 students choose project with pair, and 8 of 201 students choose project individually.

Then, in doing project in class, students preferred to do with group. It was proved that 119 of 201 students choose it, 29 of 201 students do individually, and 53 of 201 students choose do with peer group. Last, 189 of 201 students choose YA as the most combination teaching with game activities, and only 9 of 201 students choose NO.

And also it was found some obstacles that students faced when they were learnt English; 1) Students did not have many vocabularies, 2) Students were difficult to arrange the words, 3) Students were difficult to translate the lesson into the source language, 4) Students were difficult to concentrate during the learning process, 5) Students were difficult to present the material in English, and 6) Students were difficult to make sentence (see **appendix 4 part “C”**).

c. The result of need analysis of Expert judgment suggestion

The questionnaire that used to analyze the students' needs were originally designed. At the first time, it was designed by deciding the components that would be put on the questionnaire until it done with three parts. The first part consisted of six questions related to the organization of materials, the point of the questions was to know the target of the materials systematic. Furthermore, in the second part that consisted of four questions related to the content of materials. These questions were pointed to know the learning systematic that the students' need in order to achieve the target in designing the materials that applicable for the students. Then, in the third part that consisted of five questions, the point of these questions was to know the target that wanted to achieve in systematic of learning materials.

Moreover, this questionnaire was not directly distributed to the students. It was proposed to the expert to correct and to give suggestions according to the questionnaire made. Then, the expert was suggested to delete and change some components of the answer choice of each question and resulting the final questionnaires that distributed to the students. Therefore, the results of this

questionnaire was accepted and validated by the expert since it was relevant and applicable for the students.

2. The Result of Designing Phase

The result of product design included the blue print that covered every meeting. The blue print filled with six components. The components were the topic of each meeting, content of materials, primary skill, the flow of skills, scientific approaches that consist of five approaches (observing, questioning, collecting information, associating, and communicating), and the last was learning instructions that consist of five parts (pre study instruction, type of activity, amount of the activity in meeting, text structure used, and glossary).

The blueprint then used to develop a module covering 3.3 and 4.3 competencies based on the syllabus of 2013 Curriculum. The module divided by 3 topics. The first was information requirements based on the 3.3 and 4.3. The second was prohibiting based on the 3.3 and 4.3 that consisted of 2 contents; 1) verbal prohibiting, and 2) nominal prohibiting. The last was information appealing based on the 3.3 and 4.3 basic competencies.


➤ Meeting 1: Giving and Asking Requirements

[I MUST GO TO THE SCHOOL EVERY MORNING] EPIC

Giving and Asking Requirements

Meeting 1


LISTENING

Observing 

Activity 1: Listen the teacher explanation about Requirements.

| <u>MUST</u> | <u>SHOULD</u> |
|---|---|
| <ul style="list-style-type: none"> Present, and future Doesn't need modal auxiliary 95% obligation | <ul style="list-style-type: none"> Advice, suggestion Present tense and future tense 90 % obligation |

| <u>HAVE TO</u> |
|---|
| <ul style="list-style-type: none"> Present tense, past tense, and future tense giving command need modal auxiliary |



Note: This is the part of material for the the first meeting. To see more detail, *see in appendix 8 on page 87 .*

1) Content Materials

The first topic covering 3.3 and 4.3 competencies based on the syllabus of 2013 Curriculum leded 4 meetings from 4 contents as stated before. In the first meeting was about giving and asking requirements.

2) Primary Skill and the Flow of Skills

As mentioned before that there were three components in the blue print design and already wrote the topics and the content materials for each meeting. The other components were primary skill. Primary skill is the main skill that taught in a meeting. Therefore, the flow of skills was the skill flows that appeared during the learning process when the materials taught.

As known, there were four skills in English, they are reading, writing, listening, and speaking but it was not possible that in a meeting the four skills appeared.

In the first meeting, the learning process was started with listening and finished with speaking as the core skill and the middle of the process there was reading skill that in line with the content about identifying the requirements.

3). Scientific Approaches

Scientific approaches leded five elements based on 2013 Curriculum. They were observing, questioning, collecting information, associating, and communicating that as the elements of the materials. These elements were convinced to make the materials systematic.

In the first meeting, the teacher was explain about requirements and gave an example in observing phase and to asked questions about

requirements in the questioning phase. Next, in collecting information, The teacher was divide them in some groups and gave paper by text conversation. In the same time, each group identified of the text conversation and write down the example of requirements that they found in associating phase. The last for communicating phase, all groups have practiced their work by coming to other group.

4) Learning Instruction

Learning instruction leaded five parts, they were pre study instruction, type of activity, amount of activity, and text structure and glossary.

Pre study instruction was the activity before did study like game, pray, motivation story and ice breaking. Type of activity was the type of the project or assignment given. It could be pair activity, group, individual, etc. As stated previously, in the first meeting, the project was group activity. Furthermore, amount activity was the total of the activity given in a meeting. The first meeting has 7 activities.

Text structure was the type or kind of structure that used in that material like the tenses or pronoun. The first meeting that about requirements used text structure, as follows:

- You have to study...
- You must go out from here ...
- We must take care ourselves...

➤ Meeting 2: Giving and Asking Verbal Prohibiting

[I MUST GO TO THE SCHOOL EVERY MORNING] EPIC

Giving and Asking Prohibiting (verbal)

Meeting 2

LISTENING

Observing 

Activity 1 : Explain and give an example about verbal prohibiting.



Prohibition is used to warn someone not do something or to forbid someone not do something.

FORMULA:

- ❖ Don't + V₁
(Don't Talk)
- ❖ No + Verb + Ing
(No Talking)

Note: This is the part of material for the the second meeting. To see more detail,
see in appendix 8 on page 94.

1. Content Materials

The first topic covering 3.3 and 4.3 competencies based on the syllabus of 2013 Curriculum leded 4 meetings from 4 contents as stated before. In the second meeting was about giving and asking verbal prohibiting.

2) Primary Skill and the Flow of Skills

In the second meeting, the learning process was started with listening and finished with speaking as the core skill and the middle of the process there was reading skill that in line with the content about paying attention to the dialogue.

3). Scientific Approaches

In the second meeting, the teacher was explained and give example of verbal prohibiting in observing phase and ask the teacher about the function of verbal prohibition about in the questioning phase. Next, in collecting information, the students paying attention to the dialogue. Students discuss with pairs and answer the dialogue in associating phase. The last for communicating phase, present their work in front of other pairs.

5) Learning Instruction

In the second meeting, the project was pair activity. Furthermore, amount activity was the total of the activity given in a meeting. The first meeting has 4 activities.

Text structure was the type or kind of structure that used in material like the tenses or pronoun. The second meeting that about verbal prohibition used text structure, as follows:

- Don't smoke here...
- Don't blame me ...
- Don't lie to me ...



➤ Meeting 3: Giving and Asking Nominal Prohibiting

[I MUST GO TO THE SCHOOL EVERY MORNING] EPIC

Giving and Asking Prohibition (nominal)

Meeting 3

READING

Observing 

Activity 1 : Give an example and conversation about nominal prohibiting. Follow the teacher pronunciation.

Dialogue :

Nisa : Hi Anti. What are you doing? You look so sad?

Anti : Hi. I'm looking for something.

Nisa : What is it?

Anti : My wallet was lost.

Nisa : I am sorry to hear that. Don't be cry friend.

Anti : Ok. Thanks.

- Don't be stupid!
- Don't be crazy!
- Don't be confused!
- Don't be rude!
- Don't be jealous!

ALAU
MAKASSAR

Note: This is the part of material for the the third meeting. To see more detail, *see in appendix 8 on page 99.*

1. Content Materials

The first topic covering 3.3 and 4.3 competencies based on the syllabus of 2013 Curriculum leded 4 meetings from 4 contents as stated before. In the third meeting was about giving and asking nominal prohibiting.

2) Primary Skill and the Flow of Skills

In the third meeting, the learning process was started with reading and finished with writing as the core skill and the middle of the process there was writing also with the content about make short reading text about nominal prohibiting by using example.

3). Scientific Approaches

In the third meeting, the teacher gives an example and conversation about nominal prohibiting in observing phase and ask the students make an example of nominal prohibiting by group and write down on a paper in the questioning phase. Next, in collecting information, students make a short reading text about nominal prohibiting by using examples of made. The last for communicating phase, the teacher submit the all text of the group.

4) Learning Instruction

In the third meeting, the project was group activity. Furthermore, amount activity was the total of the activity given in a meeting. The first meeting has 4 activities.

Text structure was the type or kind of structure that used in that material like the tenses or pronoun. The third meeting that about verbal prohibition used text structure, as follows:

- Don't be angry...
- Don't be jealous ...
- Don't be scare ...



➤ Meeting 4: Giving and Asking Appealing

[I MUST GO TO THE SCHOOL EVERY MORNING] EPIC

Appealing or an usual name with imperative sentence is a form of sentence which has function to order, demand or instruction.

Function of appealing is refers to command or forbid to do something for chatting friend. Appealing is usually like short phrase and has just little words.

Activity 2 : Example of appealing.



The image displays four examples of signs that use the function of appealing (imperative sentences):

- A red octagonal sign with white text: **STOP BULLYING** and **SAFE SCHOOL ZONE**.
- A red octagonal sign with white text: **STOP** and **DOOR FOR EMERGENCY USE ONLY**.
- A white rectangular sign with black and red text: **SAY NO TO VALENTINE**, presented by Kelurga Besar UKK Any Sylla.
- A blue rectangular sign with white text: **NOTICE**, and a white rectangular sign with black text: **KEEP DOOR CLOSED** with a door icon.

Note: This is the part of material for the the fourth meeting. To see more detail, *see in appendix 8 on page 105.*

1. Content Materials

The first topic covering 3.3 and 4.3 competencies based on the syllabus of 2013 Curriculum leded 4 meetings from 4 contents as stated before. In the fourth meeting was about giving and asking nominal prohibiting.

2) Primary Skill and the Flow of Skills

In the fourth meeting, the learning process was started with listening and finished with speaking as the core skill and the middle of the process there was writing also with the content the teacher divide students in pair and give instruction to make conversation based on the example.

3). Scientific Approaches

In the fourth meeting, the teacher explain and gives an example of appealing and the students follow the teacher pronunciation in observing phase and ask the teacher about the function and kind of appealing in the questioning phase. Next, in collecting information, students divide in pairs and make a conversation based on the example. In associating, the students listen other pairs who present their work. The last for communicating phase, the teacher give command and suggestion to all pairs.

4) Learning Instruction

In the fourth meeting, the project was pair activity. Furthermore, amount activity was the total of the activity given in a meeting. The first meeting has 7 activities.

Text structure was the type or kind of structure that used in that material like the tenses or pronoun. The fourth meeting that about appealing used text structure, as follows:

- Stop bullying the children...
- Open the door
- Keep clean the room ...

Glossary was the type of learning instruction explained vocabulary that the students had to understand.

a. The Result of Design of Expert Judgment Suggestion

Furthermore, the first time of the design was lead learning instruction. There were pre-study instruction and glossary. However, the expert suggested to omit those parts since they didn't support the materials or in other words they didn't needed.

The expert suggest to present what the students want like if most of the students choose the real picture, it means should be there real picture in the module, but it is not mean the model of design like caricature, cartoon was deleted. The expert also told to use the simple language in the content of materials. Forward, the expert said that the material should be implemented immediately. Then, each meeting gave pre study instruction like motivation story, games, ice breaking, and matched the activity based on the material.

3. The Result of Development Phase

a. The Result of Development of Rubric for Expert and Teacher

This section presented some aspects in developing how to giving and asking requirements, prohibiting and appealing materials through some aspects and some criteria (*see appendix 1*). All of the aspects were discussed as follows:

Cover design indicated that the cover is needed more attractive to the learners. Letter included with 1) the use of letter was clear, 2) the use of letter was appropriate, 3) the use of letter is consistent, 4) the used of letter was readable. Typing covered with 1) the typing was clear, 2) the typing was neat, 3) the typing was regular. Spacing included with 1) the spacing was appropriate, 2) the spacing was consistent. Layout covered 1) the layout was clear for learners, 2) the layout is need more attractive to the learners.

Organization of materials that contain 3 parts, they were 1) the materials were organized attractively, 2) the organization of material in the form of units was appropriate, 3) the materials were organized in logically ordered tasks. Instructional objectives that contain 4 parts, those are 1) the instructional objectives were clear, 2) the instructional objective were understandable, 3) the instructional objectives ordered appropriately, 4) the instructional objectives reflected to the topic. Topic in contain 3 parts that appropriate with syllabus, relevant with learners' need and develop attractively.

Example in contain 3 parts that clear, understandable, and help learners to understand the material, 2 parts that were too easy and too difficult. Exercise covered 6 parts that exercise was clear, understandable, exercise reinforce what

learner have already learned, match with the topic being discussed and exercise was challenge learners. Activities covered 2 parts that activities were attractive and motivated learner, only one was need to change the format.

All Coverage of materials is better and appropriate with materials in syllabus 2013 curriculum. Language included 3 with the language used is appropriate with students' English proficiency, was clear and was understandable. Glossary was clear, understandable, well organized and appropriate with the materials.

b. The Result of Development and Expert Judgment Suggestion

The expert was commented that after seen this product, it was very good but it has many correction and many revision. For instance the cover, layout and as addition every year the 2013 curriculum always being revised. The expert was suggested that this product will be better although have some corrections.

4. The Result of Implementation (Implementing Phase)

a. Rubric Implementation

SMPN 2 Sungguminasa, Gowa is placed on Sungguminasa street. This school has implemented the Indonesia's new coming curriculum which is well known as 2013 curriculum. After conducting the advance observation, then several considerations were raising up related to the on going research. Next, the researcher opted for entering grade eighth of SMPN 2 Sungguminasa, Gowa as the chosen sample in this research. Taking six classes from sixteen classes of the eighth grade in this school would be possible.

On 28th February 2016, distributing questionnaire to the students became the next agenda to notice students' need analysis as the chosen sample. It was to identify what they need as students to enhance their performance in studying. From that questionnaire, several items were obtained as follows:

Students prefer learning formations before get in to the core lesson. In this case, students opted for having motivation story before studying. Also, listen to the teacher's explanation directly is opted by the student than practicing the lesson directly or reading the instruction from the book. Next, when asking about kinds of learning material that student prefer, they opted for text material along with its picture. After that, students prefer real picture design to put in the course book than cartoon or caricature.

In learning process the interaction between teacher and students were going well. The teacher gave stimulation to them and they responded it correctly. In the beginning, the teacher asked the students about their previous lesson then linked it with the current lesson. They seemed enthusiastic in learning process. Specifically, some of the students were excited on giving some questions and had a good responds when given some feedback. In the end of this session, students were asked to give some matters about the current lesson then try to conclude it. Next, they were given some questions to notice their knowledge about their product.

b. Product Implementation

The product was implemented based on the result of questionnaire that has been distributed to the students. The meeting which was implemented first meeting was about giving and asking requirements.

Firstly, the students gave a learning formation before studied. Motivation story was the learning formation which was given to the students. Secondly, the students were listen the explanation from the teacher about the lesson materials while linked with the previous lessons.

The product was designed with many colors and drawing. The design model was used many real picture, but there was cartoon and caricature also.

5. The Result of Evaluation (Evaluating Phase)

1. Formative Evaluation

a. Analysis

Evaluating the questionnaire became the matters on this phase. It was obtained from expert's suggestion and command about the questionnaire that would be distributed to the students. The questionnaire consists of three parts. The first was systematic organization of integrated English materials. The second was systematic English teaching which was appropriate with the learning activities. The third was systematic content of English materials covered the syllabus of the 2013 curriculum.

b. Design

The experts suggested that in constructing the questions, it was required to see deeply about what they should acquire in studying. However, in systematic

organization of integrated English materials, it is allowed to follow what the students need. It is about the organization layout of the product. In putting learning model, it has to suitable with the core materials that is taught.

c. Development

Constructing the learning process and learning materials becomes the next step in this phase. There are several points to be underlined. They are the topic including basic competences, content material including sub topics, core skill as follows, listening, speaking, reading, and writing. Those skills must be clear/ brief in each meeting which is followed by the flow skills.

d. Implementation

Next, the core of blue print that was made is the learning approach portrayed systematically with the scientific approach. They are observation, questioning, collecting information, associating, and communicating. Each of the phases was presented briefly for instance, activities and material that would be taught. Also, in blue print is also described about learning instruction consisting (1) type of activity portraying about learning formation, the suitability between learning formations and learning materials. The learning formations include learning in group, pair, and individual. Furthermore, amount of activities, structure and glossary also discussed in blue print.

2. Summative evaluation

Evaluating the development phase includes the content materials that would be applied in the product. It must be related to the suitability of the contents

of the book with the basic competencies. It consists of the activities along with its brief instruction, the examples, and the glossary.

Also, the result of questionnaire that was given to the students becomes the basic element to develop the layout. How to construct the layout was bargained by the students' need. As it is believed that students will be motivated if the organization of the material based on what they need. The process of the development must be suit with time and learning methods.

B. Discussions

The 2013 curriculum is a new curriculum which implemented in Indonesia. Many teachers still do not understand well about this curriculum because they do not have many specialized trainings dealing with it. As a consequence, the learning process is not running too well. Furthermore, it is needed a supporting material which can help the students to understand the lessons.

The government has published a student book, but it is still not enough. The students need more. According to our observation and interview with learners and teachers about the new coming curriculum, the 2013 curriculum said that the book published by government still need to be improved. The book has essentially been good but the students need some addition activities and assignments which consist of skills in the learning materials. So, it will entirely cooperative in teaching process.

There have been many books that appropriate for the students based on their grade and suitable with the 2013 curriculum but for the book that has covered the students' needs are literally limited and the way to provide the materials does not support their motivation to study. So, it cannot systematically enrich their skills in English. Hence, that was the primary reason on conducting this research. Developing new version of students' book truly got the researcher's attention. Last, paying attention to what students' need becomes the very primary things to focus on to this research.

The first, the result of the first research question is that to know the students' need on learning, it needs three materials. Those are to identify the organization materials, the content materials, and the learning materials. In the organization materials, all students wish for the pre study-orientations before studying. They wanted directly listen to the teacher's explanation. The students more choose if the materials were given in picture content and prefer cartoon and real picture design models they notice in the daily life. When it comes to the content materials, it consisted of two implies, i.e., the students opted for being provided a dialog that occur in their environment or had a dialog with their folk. They would like to be afforded a cartoon and real picture in design when learning requirements, prohibiting and appealing. Then, the students like accept the theory in learning giving and asking requirements, prohibiting, and appealing material. Students likely do with couple to express materials. Next, written book was better do by students than conversation from teacher, real picture and glossary. Last, in learning material, students imply that the students prefer a learning model

with discussion. They also have a preference to do the project with a group, and when they are asked to present a learning material they would like to present it with their group. However, students want the teacher to combine the teaching process with “games activity”. Also, it is found that some obstacles faced by students when they learn giving and asking requirements, prohibiting, and appealing; 1) Students do not have many words related vocabularies, 2) Students are difficult to memorize a dialogue and vocabulary, 3) Students are difficult to translate the lesson into the source language, and 4) It is difficult for students to concentrate during the learning process.

The second, the result of the second research question is that creating a new module developed reference for the eighth grade students in junior high school in learning English material. The product can be used as other references in learning English for many considerations for instance, it was developed by first identifying students’ need which became the foundation on developing the product, it is very colorful who make the students’ interest to build their attention and motivation on studying it, the material was developed in simplicity. It refers to the way the materials provided for students. It is easy to use and with clear instruction. The newly developed product by the researcher is well qualified and can be used as a tool for learning due to it has been revised several times and tried out to the real teaching. Also, this product has been validated by experts which is being the primary aspect for creating a product.

This research is in line to Alvira Veronica Mangana textbook because the results of the end this research is a module which can be used at any schools or course that have the same standard. Whereas this product was designed to make students interest in learning English.



CHAPTER V

CONCLUSIONS AND SUGGESTIONS

This chapter presents the conclusions as well as few suggestions of this study. Suggestions are taken based on findings and conclusions obtained in this research.

A. Conclusions

Based on the result of the data analysis, research findings, and discussion in the previous chapter, this research concluded that:

1. The result of the first research question is that to know the students' need on learning. All students wish for the pre study-orientations before studying. They wanted directly listen to the teacher's explanation. The students were more choose if the materials were given in picture content and prefer real picture and cartoon design models and colourful. The students like accept the theory in learning giving and asking requirements, prohibiting, and appealing material. Students likely do with couple to express materials. Next, written book was be better do by students than conversation from teacher, real picture and glossary. Last, in learning material, students imply that the students prefer a learning model with discussion. They also have a preference to do the project with a group, and when they are asked to present a learning material they would like to present it with their group. However, students want the teacher to combine the teaching process with "games activity".

2. The result of the second research question is that creating a new module developed for the eighth grade students in junior high school in learning English material. The product can be used as other references in learning English for many considerations for instance, it was developed by first identifying students' need which became the foundation on developing the product, it is very colorful who make the students' interest to build their attention and motivation on studying it, the material was developed in simplicity. It refers to the way the materials provided for students. It is easy to use and with clear instruction. The newly developed product by the researcher is well qualified and can be used as a tool for learning due to it has been revised several times and tried out to the real teaching.

B. Suggestions

This part refers to the suggestions for utilization of the product, and dissemination of the product. They were discussed on the following.

1. Utilization

This product is developed for Eighth Grade students. It can be used in English Language Teaching Department. Therefore, it is strongly recommended for the teachers who teach English subject to use this product as their primary reference.

2. Dissemination

Many ways can be done to disseminate this product. First, publishing for a commercial purpose can be the best way to disseminate it because the publisher will work hard to sell it as much as possible. Second, calling a seminar or

workshop can also be away to disseminate it. It means that it was promoted to the public who attend to the seminar. Finally, the internet is also one of the best alternatives to disseminate it. It can be uploaded either for commercial or free, and then we share its link to our friends, community, and groups using Facebook, Twitter, E-mail, and other social media.



BIBLIOGRAPHY

- Anggraningtyas and Ruslan. "*Developing Supplementary Speaking Materials for the Seventh Grade*". 2014.
- Amri, Sofan. *Pengembangan & Model Pembelajaran dalam Kurikulum 2013*. Jakarta: Prestasi Pustaka. 2013.
- Arikunto, Suharsimi. *Prosedur Penelitian*. Jakarta: Rineka Cipta. 2013.
- English Lesson Plan. MTsN Model of Makassar. 2015
- Haryati, M. "*Model dan Teknik Penilaian pada Tingkat Satuan Pendidikan*". Jakarta: Gaung Persada Press. 2008.
- Kemendikbud. "*Modul Pelatihan Implementasi Kurikulum 2013*". Jakarta: Badan Pengembangan Sumber Daya Manusia dan Kebudayaan dan Penjamin Mutu Pendidikan Kementrian dan Kebudayaan. 2014.
- Khoir, Miftahul. "*Developing English Learning Materials for Young Learners Based on Needs Analysis, Thesis*." Makassar: School of Graduate Studies, State Islamic University of Alauddin. 2015.
- Kristianasari, Ratih., and Suharmanto. "*Supplementary Reading Materials for International-Standard Junior High Schools Grade Seven*." Malang: State University of Malang. 2013.
- Latief, Muhammad Adnan. "*Research Methods on Language Learning (An Introduction)*." Malang: UM Press. 2014.
- Mangana, Alvira Veronica. "*Developing Personal Introduction and Thing List Materials Dealing with 2013 Curriculum of the Seventh Grade in MTsN Balang-Balang*." Makassar: 2016.
- Modul Pelatihan Implementasi Kurikulum 2013*. Jakarta: Badan Pengembangan Sumber Daya Manusia dan Kebudayaan dan Penjamin Mutu Pendidikan Kementrian dan Kebudayaan. 2014.
- Richard, Jack C. "*Curriculum Development in Language Teaching*." New York: Cambridge University Press. 2001.
- Rubric adapted from Ghobrani (2011:517 - 518) and Wodyatmoko (2011) as cited in Sukirman (2013).

- Sukirman. *“Developing English Word formation materials for undergraduate students at State Islamic University Alauddin Makassar”*, Thesis. Malang: the Degree of Master of English Language Teaching at State University of Malang. 2013.
- Sukirman. *“Developing English Morphology Course Material for undergraduate students”*. Makassar: Alauddin University Press. 2013.
- Sugiyono. *“Metode Penelitian Pendidikan: Pendekatan Kuantitatif, Kualitatif, Dan R&D.”* Bandung: Alfabet. 2000.
- Thomas, David R. *“A General Inductive Approach for Analyzing Qualitative Evaluation Data”*. New Zealand: University of Auckland. 2006.
- Tomlinson, B. *“Materials Development in Language Teaching”*. United Kingdom: Cambridge University Press. 2011.
- Undang-undang Nomor 20. *“Sistem Pendidikan Nasional.”* Pasal 35, ayat (1). Tahun 2003.
- Yaumi, Muhammad. *“Desain Pembelajaran Efektif.”* Makassar: Alauddin University Press. 2012
- Yaumi, Muhammad., and Syahid. *“English in Real Situation.”* Jakarta: Kencana. 2013.

A


P

P

E

N

D



UNIVERSITAS ISLAM NEGERI
ALAUDDIN
M A K A S S A R

C

E

S

APPENDIX 1

EXPERT AND TEACHER'S JUDGMENT RUBRIC

| | Aspects | Criteria | Yes | Partly | No |
|----|---------------------------|--|-----|--------|----|
| 1. | Cover Design | The cover is attractive to the learners | | | |
| 2. | Letter | The use of letter is clear | | | |
| | | The use of letter is appropriate | | | |
| | | The use of letter is consistent | | | |
| | | The use of letter is readable | | | |
| 3. | Typing | The typing is clear | | | |
| | | The typing is neat | | | |
| | | The typing is regular | | | |
| 4. | Spacing | The spacing is appropriate | | | |
| | | The spacing is consistent | | | |
| 5. | Layout | The layout is clear for learners | | | |
| | | The layout is attractive to the learners | | | |
| 6. | Organization of Materials | The materials are organized attractively | | | |
| | | The organization of material in the form of units is appropriate | | | |
| | | The materials are organized in logically ordered tasks | | | |
| 7. | Instructional objectives | The instructional objectives are clear | | | |
| | | The instructional objectives are understandable | | | |
| | | The instructional objectives ordered appropriately | | | |

| | | | | | |
|-----|------------|--|--|--|--|
| | | The instructional objectives reflect to the topic | | | |
| 8. | Topic | The topic are appropriate with the syllabus | | | |
| | | The topic are relevant with the learners' need and interest | | | |
| | | The topic are develop attractively | | | |
| 9. | Example | The example are clear | | | |
| | | The example are understandable | | | |
| | | The example are too easy | | | |
| | | The example are too difficult | | | |
| | | The example help learners to understand the material | | | |
| 10. | Exercise | The exercise are clear | | | |
| | | The exercise are understandable | | | |
| | | The exercise are clear | | | |
| | | The exercise are too easy | | | |
| | | The exercise are too difficult | | | |
| | | The exercise reinforce what learner have already learned | | | |
| | | The exercise present a progression from sample to more complex | | | |
| | | The exercise are varied in format | | | |
| | | The exercise match with the topic being discussed | | | |
| | | The exercise are challenge learners | | | |
| 11. | Activities | The activities are attractive | | | |
| | | The activities are motivated learners | | | |
| | | The activities are varied in format | | | |

| | | | | | |
|----|--------------------------|--|--|--|--|
| 12 | Instruction | The instructions are clear and appropriate | | | |
| | | The instructions are understandable | | | |
| | | The instructions can be done by the learners. | | | |
| 13 | Coverage of materials | The coverage of the materials is in line with the syllabus of the course | | | |
| | | The coverage of the materials relevant to the goals of the course | | | |
| | | The coverage of the materials matches the objectives of the course | | | |
| | | The coverage of the materials covers both theoretical and practical points of view of developing personal introduction and thing list materials dealing with Curriculum 2013 | | | |
| | | The coverage of the materials is appropriate with the Curriculum, students' need, and interest | | | |
| 14 | Content of the materials | The content of the materials is clear | | | |
| | | The content of the materials is appropriate | | | |
| | | The content of the materials is understandable | | | |
| | | The content of the materials matches with the goals of the | | | |

| | | | | | |
|----|----------|--|--|--|--|
| | | course | | | |
| | | The content of the materials is matches the objectives of the course | | | |
| | | The content of the materials is matches with the Curriculum 2013, students' needs, and interests | | | |
| | | The content of the materials are well-designed | | | |
| | | The content of the materials is up-to-date | | | |
| 15 | Language | The language used is appropriate with students' English proficiency | | | |
| | | The language is clear | | | |
| | | The language is understandable | | | |
| 16 | Summary | The summary is clear | | | |
| | | The summary is understandable | | | |
| | | The summary is well-organized | | | |
| | | The summary is appropriate with the materials | | | |
| 17 | Glossary | The glossary is clear | | | |
| | | The glossary is understandable | | | |
| | | The glossary is well-organized | | | |
| | | The glossary is appropriate with the materials | | | |

a) Comment

.....

.....

.....

.....

.....

.....

.....

.....

b) Suggestion

.....

.....

.....

.....

.....

.....

.....

.....

Adapted from :Khoir, Miftahul. *“Developing English Learning Materials for Young Learners Based on Needs Analysis,” Thesis*. Makassar: School of Graduate Studies, State Islamic University of Alauddin. 2015.

TTD

()

APPENDIX 2
(RUBRIC FOR STUDENTS)

| | Aspek | Kriteria | Iya | Sebagian | Tidak |
|----|---------------------|--|-----|----------|-------|
| 1. | Disain Sampul | Sampul menarik bagi peserta didik | | | |
| 2. | Huruf | Penggunaan huruf jelas | | | |
| | | Penggunaan huruf konsisten | | | |
| 3. | Susunan Materi | Susunan materi menarik | | | |
| 4. | Tujuan Intruksional | Tujuan instruksional jelas | | | |
| | | Tujuan instruksional dapat dimengerti | | | |
| | | Tujuan instruksional mencerminkan topik | | | |
| 5. | Topik | Topik sesuai dengan kebutuhan dan minat peserta didik | | | |
| | | Topik dikembangkan dengan menarik | | | |
| 6. | Contoh | Contoh yang jelas | | | |
| | | Contoh dapat dimengerti | | | |
| | | Contoh membantu peserta didik untuk memahami materi | | | |
| 7. | Latihan | Latihan ini jelas | | | |
| | | Latihan ini memperkuat apa yang peserta didik sudah pelajari | | | |
| | | Format latihan bervariasi | | | |
| | | Latihan sesuai dengan topik yang sedang dibahas | | | |
| | | Latihan ini adalah tantangan bagi peserta didik | | | |
| 8. | Isi Materi | Isi materi jelas | | | |
| | | Isi materi tepat | | | |
| | | Isi materi dapat dimengerti | | | |
| | | Isi materi sesuai dengan kebutuhan siswa, dan minat | | | |
| 9. | Bahasa | Bahasa yang digunakan sesuai | | | |

| | | | | | |
|-----|-----------|---------------------------------------|--|--|--|
| | | dengan kemampuan bahasa Inggris siswa | | | |
| 10. | Glosarium | Glosarium sesuai dengan materi | | | |
| | | Glosarium dapat dimengerti | | | |

Adapted from :Khoir, Miftahul. *“Developing English Learning Materials for Young Learners Based on Needs Analysis,” Thesis*. Makassar: School of Graduate Studies, State Islamic University of Alauddin. 2015.



APPENDIX 3 QUESTIONNAIRE

A. Informasi yang di perlukan

Data diri :

Nama :

Jenis Kelamin :

Kelas :

Umur :

B. Target yang ingin dicapai pada sistematika penyajian / *Organization*

materials

Berikan tanda centang (✓) pada setiap pilihan Anda. Jawablah dengan jujur dan sesuai keinginan Anda.

1. Apakah anda sukaa pabila guru memberikan formasi belajar sebelum memulai pelajaran?

☐ Ya

☐ Tidak

2. Formasi belajar apa yang paling anda sukai?

Pilihlah formasi belajar maksimal 3 yang paling anda suka dan sesuai dengan anda.

☐ Ice breaking

☐ Warming up

☐ Cukup dengan Berdoa

- ☐ Cerita Motivasi / Inspirasi
- ☐ Small Games
- ☐ Semuanya.

3. Pada saat jam pelajaran dimulai, perlakuan apa yang anda sukai?

- ☐ Langsung mendengarkan penjelasan guru
- ☐ Langsung praktek saja
- ☐ Memilih membaca instruksi di buku

4. Bentuk materi pelajaran apa yang anda sukai?

- ☐ Teks
- ☐ Bergambar
- ☐ Dialog
- ☐ Presentasi

5. Desain buku seperti apa yang paling anda minati?

- ☐ Bergambar
- ☐ Berwarna
- ☐ Hitam putih

6. Model desain seperti apa yang anda minati?

- ☐ Karikatur
- ☐ Kartun
- ☐ Gambar nyata dalam kehidupan.

C. Target yang ingin dicapai pada sistematika Isi pelajaran/ *Content materials*

1. Dengan cara apakah yang lebih Anda sukai dalam mempelajari giving and asking information about requirement, prohibiting and appealing?

- ☐ Dengan cara menerima teori
- ☐ Dengan cara bermain Games
- ☐ Dengan cara menonton
- ☐ Semuanya

2. Jika materi giving and asking information about requirement, prohibiting and appealing, seperti apa anda akan mengekspresikannya?

- ☐ Memperagakan di depan teman kelas seorang diri
- ☐ Memperagakan berpasangan bersama teman
- ☐ Bentuk drama kecil dalam formasi kelompok
- ☐ Menuliskannya di buku tugas

3. Jika materi menyatakan larangan, larangan seperti apa yang paling ingin anda nyatakan?

- ☐ Larangan dalam rumah
- ☐ Larangan dalam lingkungan sekolah
- ☐ Larangan dalam ruangan kelas
- ☐ Semua larangan yang disebutkan diatas

4. Dalam membuat percakapan tentang keharusan dan himbauan, apa yang anda butuhkan?

- ☐ Contoh percakapan tertulis dibuku
- ☐ Contoh percakapan dari guru
- ☐ Gambar nyata/asli
- ☐ Glosarium

D. Target yang ingin dicapai pada sistematika pembelajaran/ *Learning materials*

1. Model belajar apa yang anda sukai?

- ☐ Diskusi
- ☐ Individu
- ☐ Berpasangan
- ☐ Project group

2. Apabila anda ditugaskan mengerjakan proyek dalam kelas, manakah yang anda pilih?

- ☐ Proyek secara Individu
- ☐ Proyek secara Berpasangan
- ☐ Proyek secara Berkelompok

3. Apabila Anda ditugaskan mempresentasikan materi pelajaran yang terkait, manakah yang anda pilih?

- ☐ Presentasi secara individu
- ☐ Presentasi secara peer group
- ☐ Presentasi secara berkelompok

4. Apakah anda suka jika pengajaran di kombinasikan dengan *game activities*?

☐ YA

☐ TIDAK

5. Tulislah kesulitan apa saja yang terkadang anda dapatkan pada saat pembelajaran materi meminta dan memberi informasi terkait keharusan, larangan dan himbauan?

.....

.....

.....

.....

.....

.....

.....

.....

.....

.....

.....

UNIVERSITAS ISLAM NEGERI
ALAUDDIN
M A K A S S A R

TTD

(H. Jemma, S.Pd., M.Pd.)

APPENDIX 4

THE RESULTS OF QUESTIONNAIRE

A. *The result of systematic organization material*

| | | |
|--|---|--|
| A. Systematic Organization of Materials (<i>sistematika penyajian Pada materi</i>) | 1. Formasi belajar (<i>Pre teaching</i>) | Yes = 192 No = 9 |
| | 2. Model formasi Belajar (<i>Type of pre Teaching</i>) | Ice breaking = 23 Warming up = 20 Pray = 10 Motivation story = 59 Small games = 36 All = 53 |
| | 3. Perlakuan/aktifitas Saat jam pelajaran Dimulai (<i>An activity Before starting the Material</i>) | Teacher's instruction = 102 Practice = 32 Reading instruction in the book = 67 |
| | 4. Bentuk materi pelajaran (<i>Type of learning material</i>) | Text = 73 Picture = 75 Dialog = 29 Presentation = 24 |
| | 5. Desain buku (<i>Design of learning book</i>) | Picture = 79 Colorful = 101 Black and white = 21 |
| | 6. Model desain (<i>Design Of material</i>) | Caricature = 17 Cartoon = 83 Real picture = 101 |

B. The result of systematic content material

| | | |
|--|--|---|
| <p>B. Systematic content of materials (<i>sistematika konten/isi pada materi</i>)</p> | <p>1. The way do you like to giving and asking requirements, prohibiting, and appealing.</p> | <p>Receiving theory = 85 Playing games = 50 Watching = 36 All = 30</p> |
| | <p>2. The most way do you want to express material about giving and asking requirements, prohibiting, and appealing.</p> | <p>In front of friend = 24 With couple = 71 Small drama in group = 10 Write in exercise book = 96</p> |
| | <p>3. The most prohibiting that you want.</p> | <p>Prohibition in house = 12 School area = 44 Class = 44 All = 101</p> |
| | <p>4. The thing which is conduct in make conversation about requirements and appealing.</p> | <p>Written in book = 87 Conversation from teacher = 65 Real picture = 25 Glossary = 24</p> |

C. The result of systematic learning material

| | | |
|---|--|---|
| C. Systematic of learning materials <i>(sistematika pembelajaran)</i> | 1. Model belajar <i>(model of studying)</i> | Discussion = 86 Individual = 24 Pair = 34 Project group = 57 |
| | 2. Tugas project yang di suka <i>(project assignment)</i> | Individual project = 8 Pair project = 24 Group project = 169 |
| | 3. Model presentasi Materi <i>(presentation model material)</i> | Individual = 29 Pair = 53 Group = 119 |
| | 4. Kombinasi game <i>(game combination)</i> | YA = 189 NO = 9 |

APPENDIX 5 (BLUE PRINT)

| Meeting | Topic | Content of Materials | Core Skill | Flow of Skills | Scientific Approaches | | | | | Learning Instruction | | | | |
|-----------------|-----------------|---|------------|---|---|---|---|--|---|--|---------------------------|--------------------|--|--------------------------|
| | | | | | Observing | Questioning | Collecting Information | Associating | Communicating | Pre Study Instruction | Type of Activity | Amount of Activity | Text Structure | Glosarium |
| 1 st | KD. 3.3 and 4.3 | Giving and Asking Requirements | Speaking | Listening Speaking Reading Writing Speaking | <ul style="list-style-type: none"> - The teacher explain about requirements. - The teacher gives and express the example of requirements. - Students follow the teacher reads the example. | - Students asking about requirements. | <ul style="list-style-type: none"> - The teacher divided students in some groups and each groups have paper in contain text conversation. - The teacher gives instruction to all groups to find out requirements material based on text conversation. | - Each group write down some example of requirements that they found. | - All groups present their work by coming to the other group. | Pray and Small games (vocabulary game related topic) | Make group and Presenting | 7 | <ul style="list-style-type: none"> - <i>You have to study.</i> - <i>You must go out from here.</i> - <i>They don't do the exercise.</i> - <i>You must take care of yourself.</i> | Verb/ Noun |
| 2 nd | | Giving and Asking prohibiting (verbal prohibiting) | Speaking | Listening Speaking Reading Writing Speaking | <ul style="list-style-type: none"> - The teacher gives example of information about verbal prohibiting | Asking about the function learning verbal prohibiting material. | - Teacher gives a dialogue and students paying attention about verbal prohibiting. | - The teacher gives instruction to discuss with pairs and asking to answer the dialogue. | - Present the answer in front of students with pairs. | Pray and motivation story. | Work in Pair | 4 | <ul style="list-style-type: none"> - <i>Don't open the door.</i> - <i>Don't close the window.</i> - <i>Don't take mine</i> | Verb/ Noun/ Adverb |

| | | | | | | | | | | | | | | |
|-----------------|-------------------------|--|----------|--|---|---|--|--|--|------------------------------|-----------------|---|--|--|
| 3 th | KD 3.3 and 4.3 | Giving and Asking Prohibiti ng (nomina l prohibiti ng) | Writing | Reading Writing | - Teacher gives example and conversa tion to students about nominal prohibiti ng and the students follow the teacher pronoun ciation. | - Students make an example of nominal prohibiting by group and write down in a paper. | - All groups make short reading text about nominal prohibiting by using example of made above. | - | - All groups submit the text to the teacher. | Pray and motivation story | Group | 4 | - <i>Don't be lazy!</i> - <i>Don't be jeolous !.</i> - <i>Don't be naughty !</i> - <i>Don't be late !</i> | Verb/ Noun/ Adverb |
| 4 th | | Giving and Asking Appeali ng | Speaking | Listening Speaking Writing Speaking | - Students listen to the teacher's explains about appealing. - Teacher gives an example to the students. - Students follow the teacher's pronounciati on. | - Asking about the function of appealin g. - Asking about the kind of appealin g. | - The teacher devide students in pair - The teacher give instruction to students to make a conversation based on the example. | - The students listening other pairs who present their work, | - The teacher gives command and suggestion to all pairs | Pray and ice breaking | Work in pair | 7 | - | <i>Verb/ Noun/ adverb</i> |

APPENDIX 6

Syllabus of 2013 Curriculum

A. KELAS VIII

Alokasi Waktu: 72 jam pelajaran/minggu

Kompetensi Sikap Spiritual dan Sikap Sosial dicapai melalui pembelajaran tidak langsung (*indirect teaching*) pada pembelajaran Kompetensi Pengetahuan dan Kompetensi Keterampilan melalui keteladanan, pembiasaan, dan budaya sekolah dengan memperhatikan karakteristik mata pelajaran serta kebutuhan dan kondisi peserta didik.

Penumbuhan dan pengembangan Kompetensi Sikap dilakukan sepanjang proses pembelajaran berlangsung dan dapat digunakan sebagai pertimbangan guru dalam mengembangkan karakter peserta didik lebih lanjut.

Pembelajaran untuk kompetensi pengetahuan dan kompetensi keterampilan sebagai berikut ini.

| Kompetensi Dasar | Materi Pembelajaran | Kegiatan Pembelajaran |
|--|--|--|
| 3.1 Menerapkan fungsi sosial, struktur teks, dan unsur kebahasaan teks interaksi interpersonal lisan dan tulis yang melibatkan tindakan meminta perhatian, mengecek pemahaman, menghargai kinerja, meminta dan mengungkapkan pendapat, serta menanggapi, sesuai dengan konteks penggunaannya | <ul style="list-style-type: none"> • Fungsi Sosial Menjaga hubungan interpersonal dengan guru dan teman • Struktur Teks <ul style="list-style-type: none"> - Memulai - Menanggapi (diharapkan/di luar dugaan) • Unsur Kebahasaan <ul style="list-style-type: none"> - Ungkapan a.l. <i>Excuse me, Is it clear?, Great, I think so.</i>, dsb. - Ucapan, tekanan kata, intonasi, ejaan, tanda | <ul style="list-style-type: none"> - Menyimak, menirukan, dan memperagakan beberapa contoh percakapan, dengan ucapan dan tekanan kata yang benar - Mengidentifikasi ungkapan yang sedang dipelajari - Menanyakan hal-hal yang tidak diketahui atau yang berbeda - Menentukan ungkapan yang tepat secara lisan/tulis dari berbagai situasi lain yang serupa |

| Kompetensi Dasar | Materi Pembelajaran | Kegiatan Pembelajaran |
|---|---|---|
| <p>4.1 Menyusun teks interaksi interpersonal lisan dan tulis sangat pendek dan sederhana yang melibatkan tindakan meminta perhatian, mengecek pemahaman, menghargai kinerja, serta meminta dan mengungkapkan pendapat, dan menanggapi dengan memperhatikan fungsi sosial, struktur teks, dan unsur kebahasaan yang benar dan sesuai konteks</p> | <p>baca, dan tulisan tangan</p> <ul style="list-style-type: none"> • Topik Interaksi antara peserta didik dan guru di dalam dan di luar kelas yang tindakan meminta perhatian, mengecek pemahaman, menghargai kinerja, meminta dan mengungkapkan pendapat yang dapat menumbuhkan perilaku yang termuat di KI | <ul style="list-style-type: none"> - Membiasakan menerapkan yang sedang dipelajari dalam interaksi dengan guru dan teman secara alami di dalam dan di luar kelas - Melakukan refleksi tentang proses dan hasil belajar |
| <p>3.2 Menerapkan fungsi sosial, struktur teks, dan unsur kebahasaan teks interaksi transaksional lisan dan tulis yang melibatkan tindakan memberi dan meminta informasi terkait kemampuan dan kemauan, melakukan suatu tindakan, sesuai dengan konteks penggunaannya.</p> | <ul style="list-style-type: none"> • Fungsi sosial, Menjelaskan, membanggakan, berjanji, mengajak, dsb. • Struktur teks <ul style="list-style-type: none"> - Memulai - Menanggapi (diharapkan/di luar dugaan) • Unsur kebahasaan <ul style="list-style-type: none"> - Ungkapan kemampuan dan kemauan yang | <ul style="list-style-type: none"> - Menyimak, membaca, dan menirukan, guru membacakan beberapa teks pendek berisi kemampuan dan kemauan, dengan ucapan dan tekanan kata yang benar. - Menanyakan hal-hal yang tidak diketahui atau yang berbeda - Menentukan modal yang tepat untuk diisikan ke |

| Kompetensi Dasar | Materi Pembelajaran | Kegiatan Pembelajaran |
|--|---|---|
| <p>(Perhatikan unsur kebahasaan <i>can, will</i>)</p> <p>4.2 Menyusun teks interaksi transaksional lisan dan tulis sangat pendek dan sederhana yang melibatkan tindakan memberi dan meminta informasi terkait kemampuan dan kemauan, melakukan suatu tindakan, dengan memperhatikan fungsi sosial, struktur teks, dan unsur kebahasaan yang benar dan sesuai konteks</p> | <p>sesuai, dengan modal: <i>can, will</i>.</p> <ul style="list-style-type: none"> - Nomina singular dan plural dengan atau tanpa <i>a, the, this, those, my, their</i>, dsb. - Ucapan, tekanan kata, intonasi, ejaan, tanda baca, dan tulisan tangan • Topik Interaksi antara peserta didik di dalam dan di luar kelas yang melibatkan kemampuan dan kemauan melakukan tindakan yang dapat menumbuhkan perilaku yang termuat di KI | <p>dalam kalimat-kalimat rumpang</p> <ul style="list-style-type: none"> - Bertanya jawab dengan teman tentang kemampuan dan kemauan masing-masing untuk melakukan tindakan-tindakan tertentu - Memaparkan hasil temuannya dalam bentuk teks pendek tentang temannya dan mempresentasikan di kelompok lain diikuti tanya jawab - Melakukan refleksi tentang proses dan hasil belajarnya |
| <p>3.3 Menerapkan fungsi sosial, struktur teks, dan unsur kebahasaan teks interaksi transaksional lisan dan tulis yang melibatkan tindakan memberi dan meminta informasi terkait keharusan, larangan, dan himbauan, sesuai dengan konteks</p> | <ul style="list-style-type: none"> • Fungsi sosial Menyuruh, melarang, dan menghimbau. • Struktur teks <ul style="list-style-type: none"> - Memulai - Menanggapi (diharapkan/di luar dugaan) • Unsur kebahasaan <ul style="list-style-type: none"> - Ungkapan keharusan, larangan, himbauan | <ul style="list-style-type: none"> - Menyimak, membaca, dan menirukan, guru membacakan beberapa percakapan, dengan ucapan dan tekanan kata yang benar - Menanyakan hal-hal yang tidak diketahui atau yang berbeda - Menentukan modal yang tepat untuk diisikan ke dalam kalimat-kalimat |

| Kompetensi Dasar | Materi Pembelajaran | Kegiatan Pembelajaran |
|--|--|---|
| <p>penggunaannya (Perhatikan unsur kebahasaan <i>must</i>, <i>should</i>)</p> <p>4.3 Menyusun teks interaksi transaksional lisan dan tulis sangat pendek dan sederhana yang melibatkan tindakan memberi dan meminta informasi terkait keharusan, larangan, dan himbauan, dengan memperhatikan fungsi sosial, struktur teks, dan unsur kebahasaan yang benar dan sesuai konteks</p> | <p>dengan modal <i>must</i>, (<i>don't</i>) <i>have to...</i>, <i>should</i>,</p> <ul style="list-style-type: none"> - Nomina singular dan plural dengan atau tanpa <i>a, the, this, those, my, their</i>, dsb. - Ucapan, tekanan kata, intonasi, ejaan, tanda baca, dan tulisan tangan • Topik Interaksi antara peserta didik dan guru di dalam dan di luar kelas yang melibatkan keharusan, larangan, himbauan yang dapat menumbuhkan perilaku yang termuat di KI | <p>rumpang</p> <ul style="list-style-type: none"> - Diberikan beberapa kasus, bertanya jawab dengan teman tentang keharusan, larangan, himbauan melakukan tindakan-tindakan tertentu - Memaparkan hasil temuannya dalam bentuk teks pendek tentang temannya dan mempresentasikan di kelompok lain diikuti tanya jawab - Melakukan refleksi tentang proses dan hasil belajarnya |
| <p>3.4 Menerapkan fungsi sosial, struktur teks, dan unsur kebahasaan teks interaksi interpersonal lisan dan tulis yang melibatkan tindakan menyuruh, mengajak, meminta ijin, serta menanggapi, sesuai dengan konteks</p> | <ul style="list-style-type: none"> • Fungsi sosial Menjaga hubungan interpersonal dengan guru dan teman. • Struktur teks <ul style="list-style-type: none"> - Memulai - Menanggapi (diharapkan/di luar dugaan) • Unsur Kebahasaan | <ul style="list-style-type: none"> - Menyimak, menirukan, dan memperagakan beberapa contoh percakapan, dengan ucapan dan tekanan kata yang benar - Mengidentifikasi ungkapan yang sedang dipelajari - Menanyakan hal-hal yang tidak diketahui atau |

| Kompetensi Dasar | Materi Pembelajaran | Kegiatan Pembelajaran |
|---|---|--|
| <p>penggunaannya</p> <p>4.4 Menyusun teks interaksi interpersonal lisan dan tulis sangat pendek dan sederhana yang melibatkan tindakan menyuruh, mengajak, meminta ijin, dan menanggapi dengan memperhatikan fungsi sosial, struktur teks, dan unsur kebahasaan yang benar dan sesuai konteks</p> | <ul style="list-style-type: none"> - Ungkapan a.1 <i>let's ...</i>, <i>can you ...</i>, <i>would you like ...</i>, <i>may I, please</i>. - Nomina singular dan plural dengan atau tanpa <i>a, the, this, those, my, their</i>, dsb. - Ucapan, tekanan kata, intonasi, ejaan, tanda baca, dan tulisan tangan • Topik Interaksi antara guru dan peserta didik di dalam dan di luar kelas yang melibatkan tindakan menyuruh, mengajak, meminta ijin yang dapat menumbuhkan perilaku yang termuat di KI | <p>yang berbeda</p> <ul style="list-style-type: none"> - Menentukan ungkapan yang tepat secara lisan/tulis dari berbagai situasi lain yang serupa - Membiasakan menerapkan yang sedang dipelajari dalam interaksi dengan guru dan teman secara alami di dalam dan di luar kelas - Melakukan refleksi tentang proses dan hasil belajar |
| <p>3.5 Membandingkan fungsi sosial, struktur teks, dan unsur kebahasaan beberapa teks khusus dalam bentuk <i>greeting card</i>, dengan memberi dan meminta informasi terkait dengan hari-hari spesial, sesuai dengan konteks</p> | <ul style="list-style-type: none"> • Fungsi sosial Menjaga hubungan interpersonal dengan guru dan teman. • Struktur Teks Teks <i>greeting card</i> dapat mencakup <ul style="list-style-type: none"> - Identifikasi (nama peristiwa, hari istimewa) bersifat | <ul style="list-style-type: none"> - Mencermati dan menemukan perbedaan dan persamaan dari beberapa <i>greeting card</i> untuk hari spesial tertentu - Mengidentifikasi dan menyebutkan ucapan selamat yang ada dengan ucapan dan tekanan kata yang benar |

| Kompetensi Dasar | Materi Pembelajaran | Kegiatan Pembelajaran |
|---|---|---|
| <p>penggunaannya</p> <p>4.5 Menyusun teks khusus dalam bentuk greeting card, sangat pendek dan sederhana, terkait hari-hari spesial dengan memperhatikan fungsi sosial, struktur teks, dan unsur kebahasaan, secara benar dan sesuai konteks.</p> | <p>khusus</p> <ul style="list-style-type: none"> - Ungkapan khusus yang relevan - Gambar, hiasan, komposisi warna • Unsur Kebahasaan <ul style="list-style-type: none"> - Ungkapan a.l. <i>Congratulations. Well done. Good job.</i>, dll. - Ucapan, tekanan kata, intonasi, ejaan, tanda baca, dan tulisan tangan. • Topik Peristiwa, peringatan ulang tahun, naik kelas, kejuaraan dsb. yang dapat menumbuhkan perilaku yang termuat di KI | <ul style="list-style-type: none"> - Mencermati dan menemukan perbedaan dan persamaan dari beberapa <i>greeting card</i> untuk event lain - Mengidentifikasi perbedaan dan persamaan, dan memberikan penilaiannya - Membuat <i>greeting card</i> terkait hari istimewa yang relevan dengan peserta didik saat itu. - Melakukan refleksi tentang proses dan hasil belajarnya |
| <p>3.6 Menerapkan fungsi sosial, struktur teks, dan unsur kebahasaan teks interaksi transaksional lisan dan</p> | <ul style="list-style-type: none"> • Fungsi sosial Menyebutkan, mendeskripsikan, membuat inventaris, dan sebagainya. | <ul style="list-style-type: none"> - Menyimak dan menirukan guru menanyakan dan menyebutkan keberadaan orang, |

| Kompetensi Dasar | Materi Pembelajaran | Kegiatan Pembelajaran |
|--|---|--|
| <p>tulis yang melibatkan tindakan memberi dan meminta informasi terkait keberadaan orang, benda, binatang, sesuai dengan konteks penggunaannya. (Perhatikan unsur kebahasaan <i>there is/are</i>)</p> <p>4.6 Menyusun teks interaksi transaksional lisan dan tulis sangat pendek dan sederhana yang melibatkan tindakan memberi dan meminta informasi terkait keberadaan orang, benda, binatang, dengan memperhatikan fungsi sosial, struktur teks, dan unsur kebahasaan yang benar dan sesuai konteks</p> | <ul style="list-style-type: none"> • Struktur teks <ul style="list-style-type: none"> - Memulai - Menanggapi (diharapkan/di luar dugaan) • Unsur Kebahasaan <ul style="list-style-type: none"> - Ungkapan dengan <i>There is/are</i> - Kata jumlah yang tidak tertentu: <i>little, few, some, many, much, a lot (of)</i>. - Frasa kata depan: <i>in, on, under, in front of, below, above</i>, dan lain lain. - Ucapan, tekanan kata, intonasi, ejaan, tanda baca, dan tulisan tangan • Topik <p>Keberadaan orang, binatang, benda, di kelas, sekolah, rumah, dan sekitarnya yang dapat menumbuhkan perilaku yang termuat di KI</p> | <p>benda, binatang di rumah, sekolah, dan sekitarnya, dengan tata bahasa, ucapan dan tekanan kata yang benar</p> <ul style="list-style-type: none"> - Mencermati beberapa teks pendek tentang situasi suatu tempat dengan menyebutkan keberadaan orang, benda, binatang dan jumlahnya untuk kemudian membaca dengan ucapan dan tekanan kata yang benar - Mengisikan dengan ungkapan jumlah yang tepat pada kalimat-kalimat rumpang - Membuat teks pendek untuk mendeskripsikan rumah masing-masing dan sekitarnya dengan menyebutkan keberadaan orang, benda, binatang dan jumlahnya, dengan ejaan dan tanda baca yang benar - Mempresentasikan di kelompok lain dan bertanya jawab tentang isi teks |

| Kompetensi Dasar | Materi Pembelajaran | Kegiatan Pembelajaran |
|---|---|--|
| | | - Melakukan refleksi tentang proses dan hasil belajarnya |
| <p>3.7 Menerapkan fungsi sosial, struktur teks, dan unsur kebahasaan teks interaksi transaksional lisan dan tulis yang melibatkan tindakan memberi dan meminta informasi terkait keadaan/ tindakan/kegiatan/ kejadian yang dilakukan/terjadi secara rutin atau merupakan kebenaran umum, sesuai dengan konteks penggunaannya. (Perhatikan unsur kebahasaan simple present tense)</p> <p>4.7 Menyusun teks interaksi transaksional lisan dan tulis sangat pendek dan sederhana yang melibatkan tindakan memberi dan meminta informasi terkait keadaan/</p> | <ul style="list-style-type: none"> • Fungsi sosial Menjelaskan, mendeskripsikan • Struktur teks <ul style="list-style-type: none"> - Memulai - Menanggapi (diharapkan/di luar dugaan) • Unsur kebahasaan <ul style="list-style-type: none"> - Kalimat deklaratif dan interogatif dalam <i>Simple Present Tense</i>. - Adverbia: <i>always, often, sometimes, never, usually, every</i> - Nomina singular dan plural dengan atau tanpa <i>a, the, this, those, my, their</i>, dsb. - Ucapan, tekanan kata, intonasi, ejaan, tanda baca, dan tulisan tangan • Topik Kegiatan/kejadian sehari-hari dan kebenaran umum yang | <ul style="list-style-type: none"> - Menyimak dan menirukan guru membacakan teks-teks pendek dan sederhana tentang kejadian rutin yang merupakan kebenaran umum yang sangat dikenal peserta didik, dengan ucapan dan tekanan kata yang benar - Mengidentifikasi ungkapan-ungkapan yang menunjukkan kejadian rutin dalam teks - Menanyakan tentang kejadian rutin yang serupa dengan yang disebutkan dalam teks pada konteks lain - Bertanya jawab tentang kegiatan rutin yang biasa, sering, kadang-kadang, biasanya, tidak pernah mereka lakukan sebagai anggota keluarga dan remaja sekolah menengah |

| Kompetensi Dasar | Materi Pembelajaran | Kegiatan Pembelajaran |
|---|--|---|
| <p>ndakan/ kegiatan/ kejadian yang dilakukan/terjadi secara rutin atau merupakan kebenaran umum, dengan memperhatikan fungsi sosial, struktur teks dan unsur kebahasaan yang benar dan sesuai konteks</p> | <p>dapat menumbuhkan perilaku yang termuat di KI</p> | <ul style="list-style-type: none"> - Mengumpulkan informasi tentang hal-hal yang biasa, sering, kadang-kadang, biasanya dilakukan di keluarganya untuk membuat teks-teks pendek dan sederhana - Saling menyimak dan bertanya jawab tentang teks masing-masing dengan teman-temannya - Melakukan refleksi tentang proses dan hasil belajarnya |

APPENDIX 7 DOCUMENTATION

➤ Implementation Product



UNIVERSITAS ISLAM NEGERI
ALAUDDIN
MAKASSAR



APPENDIX 8

THE RESULTS OF PRODUCT



Giving and Asking Requirements

Meeting 1

LISTENING

Observing



Activity 1: Listen the teacher explanation about Requirements.

MUST


- ❖ Present, and future
- ❖ Doesn't need modal auxiliary
- ❖ 95% obligation

SHOULD

- ❖ Advice, suggestion
- ❖ Present tense and future tense
- ❖ 90 % obligation

HAVE TO

- ❖ Present tense, past tense, and future tense
- ❖ giving command
- ❖ need modal auxiliary



Activity 2 : Give an example of requirements.**MUST**

- I **must** work harder to achieve my goals.
(Saya harus bekerja lebih keras untuk meraih cita-cita.)
- We **must** stop complaining about our life.
(Kita harus berhenti mengeluhkan hidup kita.)

HAVE TO

- I **have to** go now.
(Saya harus pergi sekarang)
- I **have to** wake up early.
(Saya harus bangun pagi)

SHOULD

- You **should** have a rest
(kamu harus istirahat)
- She **should** more active than other students
(Dia (pr) harus lebih aktif dibanding siswa lain)

Activity 3 : Listen and repeat.



Repeat after me,
please..!

| MUST | HAVE TO | SHOULD |
|--|---|--|
| <ul style="list-style-type: none"> I must study now I must call my mother tomorrow You must get up earlier in the morning | <ul style="list-style-type: none"> We have to go now They will have to arrive early I had to buy that trousers | <ul style="list-style-type: none"> I should call her this night My mom should hear this story, it is very interesting You should study harder |

SPEAKING

Questioning



- ✓ **Ask to the teacher about giving and asking requirements related the topic.**

READING

Collecting Information



Activity 4 : Make some groups by the teacher and give paper to students by text conversation

Text 1

Ardi : Mar, what is our task?

Asmar: Well, we must interview some foreigners in Fort Rotterdam.

Ardi : Should we interview a certain people of them ?

Asmar: Well, you may choose three or four are enough.

Ardi : Should we present the result orally or in written ?

Asmar: Orally

Text 2

Ikhwan : Why are you late ?

Rifat : Sorry sirr , I must help my parent new can to go school.

Ikhwan : Whatever your reasons, and you must know, all student must obey the school rullles.

Rifat : Yes sir , I am sorry.

Ikhwan : Okay, I forgive. But you must follow the law.

Text 3

Meykha : Where are you going for this holiday?

Nurul : I am going to zoo.

Meykha : Alright. But you should be careful because that is very dangerous. How about you?

Nurul : I am interested to visiting Bulukumba.

Meykha : Wow.. That very nice. It has many beautiful beach. Like Appalarang and Bira. You should go there.

Nurul : Seriously? Ok. I must have much preparation for visiting there.

Meykha : Of course.

Text 4

Malik : Rifat, let us go to the campus.

Rifat : Ok. Just waiting me, please.

Malik : Fat, I wanto to tell something. Actually, I have a dream to go abroad. What is your opinion?

Rifat : That's a good sound. So, start from now you should study hard.

Malik : Yup. But, please teach me if I have something to ask.

Rifat : Ok. Actually, where do you want?

Malik : I really want in Birmigham, London. I must study and know the culture of there because I am really interested.

Activity 5 : Identify and find out requirements material based on text conversation.

WRITING

**Associating**

Activity 6 : **Write down some example of requirements that you found.**

Text 1

1.
2.
3.
4.

Text 2

1.
2.
3.
4.

Text 3

1.
2.
3.
4.

Text 4

1.
2.
3.
4.

SPEAKING

Communicating



Activity 7 : Practice your work by coming to the other group.

Glossary

| | | |
|----------------------------|-----------|------------------|
| ✓ Requirements : keharusan | - Study | : belajar |
| ✓ Obey : mematuhi | - Call | : memanggil |
| ✓ Dangerous : berbahaya | - Arrive | : tiba |
| ✓ Visiting : mengunjungi | - Buy | : membeli |
| ✓ Interest : menarik | - Trouser | : celana panjang |
| ✓ Zoo : kebun binatang | - Story | : cerita |



"Slow Progress Is Better Than No Progress"

~Cleverpreneur~

Giving and Asking Prohibiting (verbal)

Meeting 2

LISTENING



Observing

Activity 1 : Explain and give an example about verbal prohibiting.



Prohibition is used to warn someone not do something or to forbid someone not do something.

FORMULA:

- ❖ **Don't + V₁**
(Don't Talk)
- ❖ **No + Verb + Ing**
(No Talking)

| | | |
|-----------------------|----------------------|-------------------------------|
| Verbal prohibiting | • Don't go anywhere | Jangan pergi kemana mana |
| | • Don't blame me | Jangan salahkan saya |
| | • Don't do it | Jangan lakukan itu |
| | • Don't speak loudly | Jangan berbicara dengan keras |
| | • Don't lie to me | Jangan bohong padaku |
| | • Don't smoke here | Jangan merokok di sini |

SPEAKING

Questioning



- ✓ Ask to the teacher about the function learning verbal prohibiting.

Function : M A K A S S A R

.....

.....

READING



Collecting Information

Activity 2 : Paying attention the dialogue of verbal prohibiting

Dialogue 1

- Putri : Hello Afifah, what are you doing?
- Afifah : I am doing my homework.
- Putri : Don't lie to me.
- Afifah : I am serious. I am doing my homework now.
- Putri : Ok. Remember, no cheating! Do it by yourself.

Dialogue 2

- Mom : Eka, come here!
- Eka : Yes mom.
- Mom : Please, buy some noodles.
- Eka : Yes. But not now okay, mom. I still play with my friends.
- Mom : Don't make mom angry, Eka. Buy now! I will make fried noodles for lunch.
- Eka : Okay mom. I will buy now. I do sorry.

WRITING



Associating

Activity 3 : Discuss with your pair and answer the dialogue below.

1. How many people of the dialogue and who are they?
2. What is the dialogue about?
3. Which one is the expression of verbal prohibition?

1.
2.
.....
3.

SPEAKING

UNIVERSITAS ISLAM NEGERI
ALAUDDIN
M A K A S S A R

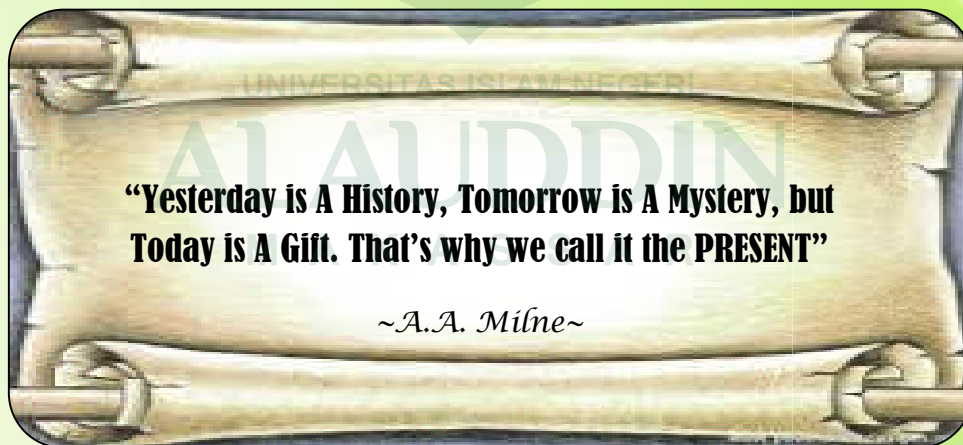


Communicating

Activity 4 : Present the answer in front of students with pairs.

Glossary

- | | |
|--------------------------|------------------|
| ✓ Prohibition : larangan | - Buy : membeli |
| ✓ late : terlambat | - Noodles : mie |
| ✓ Remember : mengingat | - Angry : marah |
| ✓ Blame : salahkan | - Play : bermain |
| ✓ Cheating : menyontek | - Make : membuat |



Giving and Asking Prohibition (nominal)

Meeting 3

READING



Observing

Activity 1 : Give an example and conversation about nominal prohibiting. Follow the teacher pronunciation.

- Don't be stupid!
- Don't be crazy!
- Don't be confused!
- Don't be rude!
- Don't be jealous!

Dialogue :

Nisa : Hi Anti. What are you doing? You look so sad?

Anti : Hi. I'm looking for something.

Nisa : What is it?

Anti : My wallet was lost.

Nisa : I am sorry to hear that. Don't be cry friend.

Anti : Ok. Thanks.



Warning: nominal prohibition is always related with adjective .

“ Don’t + Be + Non Verb

WRITING

Questioning



Activity 2: Make 8 examples of nominal prohibiting by group and write down in a paper.

| No | Example | Meaning |
|----|----------------|--------------|
| 1. | Don't be angry | Jangan marah |
| 2. | | |
| 3. | | |
| 4. | | |
| 5. | | |
| 6. | | |
| 7. | | |
| 8. | | |

WRITING

Collecting Information



Activity 3: Make a short reading text about nominal prohibiting by using examples of made above.



One day on August. Yunita and I were in Jakarta to holiday. We are like siblings who know everything about us. At the time we are going to buy something as a gift for our family. I buy some clothes, veil and many others, but Yunita just buy food like a chocolate. After buy something, Suddenly there are 2 mans following us. I look scare with the man because their face hasn't good. Yunita said "Don't be afraid. I am with you. Just relax".

Do it right below.



WRITING

Communicating

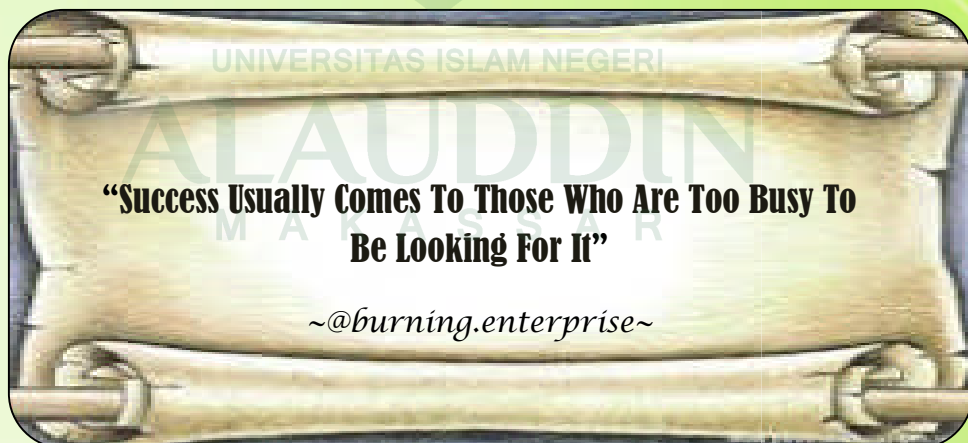


Activity 4 : **Submit the text by all groups to the teacher.**

UNIVERSITAS ISLAM NEGERI
ALAUDDIN
MAKASSAR

Glossary

| | | | |
|------------|---------------|-----------|------------|
| ✓ Stupid | : bodoh | - Veil | : kerudung |
| ✓ Crazy | : gila/konyol | - Clothe | : pakaian |
| ✓ Confused | : bingung | - Short | : pendek |
| ✓ Jealous | : iri hati | - Holiday | : liburan |
| ✓ Wallet | : dompet | - Sibling | : saudara |
| ✓ Cry | : menangis | - Scare | : takut |



Giving and Asking Appealing

Meeting 4

LISTENING

Observing



Activity 1 : Listen the teacher explanation about appealing material.

Lend me your eyes,
please ...!



Appealing or an usual name with imperative sentence is a form of sentence which has function to order, demand or instruction.

Function of appealing is refers to command or forbid to do something for chatting friend. Appealing is usually like short phrase and has just little words.

Activity 2 : Example of appealing.



Activity 3 : Listen and repeat.



Repeat after me,
please..!

Open the Door!

Put the knife down!

Keep silent, please!

Take me to the supermarket!

Get back here!

SPEAKING

Questioning



- ✓ **Asking to the teacher about the function of appealing.**
- ✓ **Asking to the teacher about the kind of appealing.**

WRITING



Collecting Information

Activity 4 : **Devided students in pair.**

Activity 5 : **Make a conversation based on the example below.**

Close the window!

Keep the room clean!

Put your book!

Run Faster!

LISTENING



Associating

Activity 6 : **Listen to other pairs who present their work.**

SPEAKING



Communicating

Activity 7 : **Give command and suggestion to all pairs.**

Glossary

| | | | |
|-------------|--------------|-------------|-----------|
| ✓ Appealing | : himbauan | - Emergency | : darurat |
| ✓ Form | : bentuk | - Knife | : pisau |
| ✓ Demand | : permintaan | - Kind | : macam |
| ✓ Order | : perintah | - Window | : jendela |
| ✓ Forbid | : melarang | - Door | : pintu |



CURRICULUM VITAE



Reski Amaliah, the researcher, was born on October 02nd, 1995 in Limbung, South Sulawesi. She has one brother and two sisters. She is the fourth child of H. Muh. Rusli, A.Ma and Hj. Kamasiah, S.Pd.

In 2000, she started her education in TK Aisyiah Bone and graduated in 2001. She continued her study in SDN. Romang Rappoa and graduated in 2007. She continued her study in SMP Muhammadiyah Limbung and graduated in 2010. In the same year, she continued her study in SMAN 1 Bontonompo, Gowa and graduated in 2013.

In following years, she continued her study at State Islamic University (UIN) Alauddin Makassar 2013-2017. Besides a student at the University, she also actives in extra organization such as EDIT (English Devotee Community), IPM (Ikatan Pelajar Muhammadiyah) Cabang Bori'matangkasa, and BKPRMI (Badan Komunitas Pemuda Remaja Masjid Indonesia).