


**DEVELOPING ASKING AND GIVING INFORMATION
MATERIALS DEALING WITH 2013 CURRICULUM OF THE
EIGHT GRADE ON SMPN 2 SUNGGUMINASA, GOWA**



A Thesis

Submitted in Partial Fulfillment of the Requirements for the Degree of
Sarjana Pendidikan in English Education Department of
Tarbiyah and Teaching Science Faculty of
UIN Alauddin Makassar

UNIVERSITAS ISLAM NEGERI
By
NUR ILMIAH
Reg. No. 20400113044
ALAUDDIN
MAKASSAR

**ENGLISH EDUCATION DEPARTMENT
TARBIYAH AND TEACHING SCIENCE FACULTY
UIN ALAUDDIN MAKASSAR
2017**

PERNYATAAN KEASLIAN SKRIPSI

Mahasiswa (i) yang bertandatangan di bawah ini:

Nama : Nur Ilmiah
NIM : 20400113044
Tempat/Tgl. Lahir : Bonto-bonto, 10 Februari 1995
Jurusan : Pendidikan Bahasa Inggris
Fakultas : Tarbiyah dan Keguruan
Alamat : Jl. Tidung 3, Stapak 4, No. 92, Makassar
Judul : Developing Asking and Giving Information Materials
Dealing with 2013 Curriculum of The Eight Grade on
SMPN 2 Sungguminasa, Gowa

Menyatakan dengan sesungguhnya dan penuh kesadaran bahwa skripsi ini benar adalah hasil karya sendiri. Jika dikemudian hari terbukti bahwa skripsi ini merupakan duplikat, tiruan, plagiat, atau dibuat oleh orang lain, sebagian atau seluruhnya, maka skripsi dan gelar yang diperoleh karenanya batal demi hukum.

Makassar, Agustus 2017

UNIVERSITAS ISLAM NEGERI

ALAUDDIN
M A K A S S A R

Penyusun,

Nur Ilmiah

NIM. 20400113044

PERSETUJUAN PEMBIMBING

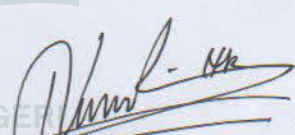
Pembimbing penulisan skripsi saudara **Nur Ilmiah**, NIM: 20400113044 mahasiswi Jurusan Pendidikan Bahasa Inggris pada Fakultas Tarbiyah dan Keguruan UIN Alauddin Makassar, setelah meneliti dan mengoreksi secara seksama skripsi yang bersangkutan dengan judul ” *Developing Asking and Giving Information Materials Dealing with 2013 Curriculum of The Eight Grade on SMPN 2 Sungguminasa, Gowa*” memandang bahwa skripsi tersebut telah memenuhi syarat-syarat ilmiah dan dapat disetujui ke sidang munaqasah.

Makassar, 18 Agustus 2017

Pembimbing I

Pembimbing II


Dr. Hj. Djuwairiah Ahmad, M.Pd., M.TESOL.
NIP. 19700619 199403 2 001


Nur Aliyah Nur, S.Pd., MPd.
NUPN. 9920100172

PENGESAHAN SKRIPSI

Skripsi yang berjudul, "Developing Asking and Giving Information Materials Dealing with 2013 Curriculum of The Eight Grade on SMPN 2 Sungguminasa, Gowa", yang disusun oleh Nur Ilmiah, NIM: 20400113044, mahasiswa Jurusan Pendidikan Bahasa Inggris pada Fakultas Tarbiyah dan Keguruan UIN Alauddin Makassar, telah diujikan dan dipertahankan dalam sidang munaqasyah yang diselenggarakan pada hari Kamis, Tanggal 24 Agustus 2017 bertepatan pada Tanggal 2 Dzulhijjah 1438 H, dinyatakan telah dapat diterima sebagai salah satu syarat untuk memperoleh gelar Sarjana Pendidikan (S.Pd) pada Fakultas Tarbiyah dan Keguruan, Jurusan Pendidikan Bahasa Inggris dengan beberapa perbaikan.

Samata-Gowa, 24 Agustus 2017
2 Dzulhijjah 1438 H.

DEWAN PENGUJI

(SK.Dekan No.1797 Tertanggal 23 Agustus 2017)


Ketua	: Dr. Kamsinah, M.Pd.I.	(.....)
Sekretaris	: Dr. Sitti Aisyah Chalik, S.Ag., M.Pd	(.....)
Munaqisy I	: Dr. H. Abd. Muis Said, M.Ed.TESOL	(.....)
Munaqisy II	: Sitti Nurpahmi, S.Pd., M.Pd.	(.....)
Pembimbing I	: Dr. Hj. Djuwairiah Ahmad, M.Pd., M. TESOL.	(.....)
Pembimbing II	: Nur Aliyah Nur, S.Pd.I., M.Pd.	(.....)

Mengetahui :

Dekan Fakultas Tarbiyah dan Keguruan
| UIN Alauddin Makassar //

Amri
| Dr. H. Muhammad Amri, Lc., M.Ag. /
NIP: 19730120 200312 1 001

ACKNOWLEDGMENT




*Alhamdulillah*RabbilAlamin, the writer would like to praise and express her high gratitude to Allah SWT, who has given the blessing, health, opportunity and inspiration to finish this writing thesis. And also, she does not forget to express Salam and Sholawat to the prophet Muhammad SAW who has guided moslems from the darkness to the lightness and brought us from the stupidity to the cleverness era.

The writer realizes that this thesis would not finish without help and the guidance from other people, so the writer would like to express her deepest thanks to the following people:

1. Writer's beloved parents, **Muh. Ridwan, S.Pd.** and **St. Hajrah, A.Ma** who always love, pray, motivate and support the writer for all of their life. The greatest persons in writer's heart ever.
2. **Prof. Dr. Musafir Pababbari, M.Si.** the Rector of Islamic State University of Alauddin Makassar for his advice during she studied at the university.
3. **Dr. H. Muhammad Amri, Lc., M.Ag.** The Dean of Tarbiyah and Teaching Science Faculty for advice and motivation.
4. **Dr. Kamsinah, M.Pd.I.,** and **Sitti Nurpahmi, S.Pd., M.Pd.,** The Head and the Secretary of English Department of Tarbiyah and Teaching Science Faculty of Alauddin State Islamic University (UIN) Makassar and all of the staffs.

5. The researcher's consultants, **Dr. Hj. Djuwairiah Ahmad, M.Pd., M.TESOL**, and **Nur Aliyah Nur, S.Pd., M.Pd.** who have helped, guided, and supported the researcher during the writing of this thesis.
6. All of the lecturers of Tarbiyah and Teaching Science Faculty of Alauddin State Islamic University of Makassar for their guidance during her study.
7. The Headmaster of SMP 2 Sungguminasa, Gowa, thank you for your good respond to this research.
8. The English Teacher of Eight Grade SMP 2 Sungguminasa, **Musdalifah, S.Pd.**, who accepted and helped the writer in the school.
9. The Eight Grade (8.5) students SMPN 2 Sungguminasa, Gowa who already supported the writer on her research. Thank you for your cooperation.
10. The researcher's team in this project, **Husni Mubarak, Rezki Amaliah, Fadilla Syam, Asyrah, and Raodatul Jannah** for their supported and assistance during the accomplishing of this thesis.
11. The writer's classmates in English Education Department, PBI 3 and 4 in Academic Year 2013.
12. All of the people around the writer's life who could not be mentioned one by one by the writer that have given a big inspiration, motivation, spirit and do'a to her. May all our/the efforts are blessed by Allah SWT. *Aamiin*


Makassar, Juni 2017
The researcher,


Nur Almiyah
NIM: 20400113044

LIST OF CONTENTS

	Pages
COVER PAGE	
PERNYATAAN KEASLIAN SKRIPSI	i
PERSETUJUAN PEMBIMBING	ii
PENGESAHAN SKRIPSI	iii
ACKNOWLEDGEMENT	iv
TABLE OF CONTENTS	vi
LIST OF FIGURE AND TABLES.....	viii
LIST OF APPENDIX	ix
ABSTRACT	x
CHAPTER I INTRODUCTION	1
A. Background	1
B. Research Problem	3
C. Research Objectives	4
D. Research Significance	4
E. Research Scope and Delimitation	5
F. Operational Definition of Term	6
CHAPTER II REVIEW OF RELATED LITERATURES	9
A. Previous Related Research Findings	9
B. Some Pertinent Ideas	11
C. Theoretical Framework	14
CHAPTER III RESEARCH METHOD.....	16
A. Research Method	16
B. Development Model	17
C. Research Subject	19
D. Types of Data	20
E. Research Instruments	20
F. Data Collecting Procedures	20
G. Try Out	21
H. Data Analyzing Technique.....	22

CHAPTER IV FINDINGS AND DISCUSSION	24
A. Findings.....	24
B. Discussion	40
CHAPTER V CONCLUSIONS AND SUGGESTIONS	42
A. Conclusions	42
B. Suggestions	43
BIBLIOGRAPHY	45
APPENDIXES	47
CURRICULUM VITAE.....	



LIST OF FIGURES AND TABLES

	Page
FIGURE 1. Theoretical Framework	12
FIGURE 2. The ADDIE's Model.....	16
TABLE 1 Result of Questionnaire.....	24



LIST OF APPENDIXES

APPENDIX 1. Questionnaire	47
APPENDIX 2. Teaching Material Design (Blue Print)	51
APPENDIX 3. 1 Result of Questionnaire Part A.....	53
APPENDIX 3. 2 Result of Questionnaire Part B.....	54
APPENDIX 3. 3 Result of Questionnaire Part C.....	55
APPENDIX 4. Rubric for Expert and Teacher Judgment.....	57
APPENDIX 5. Rubric for Students.....	60
APPENDIX 6 Syllabus.....	66
APPENDIX 7. Product	
APPENDIX 8. Documentation	

ABSTRACT

Thesis Title : **Developing Asking and Giving Information Materials Dealing with 2013 Curriculum of The Eight Grade on SMPN 2 Sungguminasa, Gowa**
Year : **2017**
Researcher : **Nur Ilmiah**
Consultant I : **Dr. Hj. Djuwairiyah Ahmad, M.Pd., M. TESOL.**
Consultant II : **Nur Aliyah Nur, S. Pd. I., M. Pd.**

This research aimed to develop an English material focusing on asking and giving information material based on 2013 curriculum of the Eight Grade Student at SMPN 2 Sungguminasa, Gowa. Based on the preliminary study on Mei 2016, the writer found that both the teacher and the students did not have appropriate and understandable materials. In addition, teacher on implementing the 2013 curriculum was unpreparedness and the students faced difficulties in learning English since they didn't have many sources except the students' book that provided by the government.

This study utilised Research and development (R&D), ADDIE Model (Analysis, Design, Development, Implementation, and Evaluation). This research started with the analysis the result of questionnaire which had been distributed to the students, then design English material based on syllabus and students need of the materials, it continued with the development of the materials, the product is going to be implemented in the real learning and teaching and the last is evaluation, one expert is involved to check the quality of the product.

In this research, teacher and expert were involved in order to validate the product. There are two aspects that they validated of the product: Organization of the Materials and Content of English material. Overall, this research presented the product which content of lesson relevant with students need and curriculum.

In addition, the product was expected to be able to help both the teachers and students in learning English especially about asking and giving information material.

CHAPTER I

INTRODUCTION

This chapter deal with background of the study, research focuses, research objectives, research significants, research scope, and operational definition of terms.

A. Background

Curriculum is the most significant element which contributes to improve learners' ability and potency (Richard, 2001:XI). Accordingly, curriculum that emphasizes competency is very crucial and needed. Such curriculum should become an instrument which guides learners to become: (1) qualified human beings who are able to face the challenge of time proactively; (2) educated human beings who are faithful, have piety toward the Lord, and have good morals, knowledgeable, creative, and self-directed; and (3) democratic and responsible citizens. The implementation of competency-based curriculum is one of the strategies of national education building as stated by the Undang-undang Sisdiknas no 20 tahun 2003(Law 20 year 2003 on National Education System) (Ministry of Education and Culture, 2012, p. 3).

Since 1947, the Indonesian government has created and implemented no less than ten different national curricula. The latest curriculum established earlier this year with Indonesia's new 2013 Curriculum. The improvement of 2013 Curriculum from "curriculum for each education unit" (Kurikulum Tingkat

Satuan Pendidikan, abbreviated by KTSP), to “competency-based curriculum” according to Ministry of Education and Culture is reflecting some principles. Those principles are: (1) Curriculum must be designed by giving opportunity to learners to improve the differences in skill and interest; (2) Curriculum must be centered on potency, improvement, need, and benefit of learners and his environment. Curriculum must be designed based on the principle that learners is on central position and must be active while learning; (3) Curriculum must be perceptive to change of knowledge, culture, technology, and art; (4) Curriculum must be relevant with need of life (Sino-US English Teaching, August 2015).

Those reasons engage all of fields of subjects, including learning English. In the learning process, teachers hold a very crucial demand due to the fact that they will determine whether the learning objectives are accomplished or not and so does the student competency. However, teaching materials is one of the key components in teaching program, teachers are demanded to be able to select good teaching materials for their students, selecting materials determines the underlines content of lesson relevant with students need and curriculum.

According to the preliminary data outcome on May 2016 with the English teacher at SMPN 2 Sungguminasa Gowa who revealed that there are still many obstacles faced by teachers in implementing the 2013 curriculum. *First*, the 2013 curriculum does not fit all schools for instance, unadequate school assistance and different intakes of students such as, school in city is different from school in countryside. *Second*, the syllabus has a national principles so that the teacher does

not have the authority to make their mark. *Third*, the lack of teachers' competence toward the implementation of the 2013 curriculum. They do not have many specialized trainings dealing with it. *Forth*, both student and teacher book are not fully helpful in teaching proces. Furthermore, the main point is the less of instructional media that support students' study. It is based on some reasons for instance, exercise is less varied and there is no specific skill rising in the learning materials. As a result, teacher needs an additional stuff in teaching it.

Therefore, designing English teaching materials in the form of coursebook is the preeminent approach to conquer the irrelevant components on English teaching materials on the 2013 curriculum. Furthermore, this research develop English teaching materials according to the instructional materials and the lesson plans pass on the basic competences in the syllabus for the eight grade students of SMPN 2 Sungguminasa, Gowa. This case refers to basic competence 3.6 and 4.6 that discuss about asking and giving information. Hence, the writer formulates on study entitled **“Developing Asking and Giving Information Materials Dealing with 2013 Curriculum of The Eight Grade on SMPN 2 Sungguminasa, Gowa”** for completing the teacher recent coursebook toward students' need.

B. Research Problem

Based on the background describes previously, the problem statement as follows “how to produce a compatible instructional materials base on 2013 curriculum for the eighth grade students of SMPN 2 Sungguminasa, Gowa” by covering two research questions as follows:

1. What are the students' needs dealing with the existence of asking and giving information materials base on 2013 curriculum?
2. How is the development of instructional materials for asking and giving information materials based on 2013 curriculum?

C. Research Objective

Based on the research problems stated previously, the objectives of this study as follows to develop a compatible instructional materials base on 2013 curriculum for the eighth grade students of SMPN 2 Sungguminasa, Gowa"by covering the subtopics below :

1. To identify the students' needs dealing with the existence asking and giving information materials based on 2013 curriculum.
2. To develop the instructional materials for asking and giving information materials based on 2013 curriculum.

D. Research Significance

1. Theoretical Significance

This research will be expected to give knowledge contribution on how to develop a compatible instructional material for the eighth grade in SMPN 2 Sungguminasa Gowa especially for asking and giving information materials.

2. Practical Significance

a. Significance for the Research

This research itself can add insight, knowledge, and experience regarding the broad scope of education, especially regarding the development of teaching materials based on the 2013 Curriculum.

b. Significance for the Students

This research can help the students to understand how to express asking and giving information materials shortly and simply based on the 2013 Curriculum.

c. Significance for the Teachers

The produce of this research expects for being a sample or supplementary materials in teaching asking and giving information materials based on 2013 Curriculum in the class.

d. Significance for the Institution

This research really expects for being a resource for students who want to develop their knowledge about asking and giving information materials based on 2013 Curriculum.

E. Research Scope

This research was conducted in the level of junior high school. This research focuses on the developing of English teaching materials according to the instructional materials and the lesson plans based on the basic competences in the syllabus for the eight grade students of SMPN 2 Sungguminasa, Gowa. This

research refers to basic competence 3.6 and 4.6 which focus on asking and giving information materials. Specifically, it talks about using “there is” and “there are”, neutral quantifiers and preposition, the way to study the learning materials deals with social function, text structure, and language unsure. The condition of the instructional materials in that school encourages writer to commit this research.

This research used ADDIE model. It is the acronym of Analysis, Design, Development, Implementation and evaluation. All steps of ADDIE will be implemented and was begun by collecting students' need then validate the product. Therefore, in the evaluation phase, the formative and summative evaluation was applied. However, it was conducted in simple form for some consideration i.e., time and funds.

F. Operational Definition of Term

The title of this research is “Developing Asking and Giving Information Materials Dealing with 2013 Curriculum of The Eight Grade on SMPN 2 Sungguminasa, Gowa” In understanding the topic of this research easily, the definition of key terms will be explained. They are:

1. Developing

Developing is process to create and innovative thing or adding some materials for the previous product by using some systems, developing means the one of key terms in designing product by using research and development (R&D).

2. Asking and giving information materials.

This research refers to basic competence 3.6 and 4.6 which focus on asking and giving information materials. Specifically, it talks about using “there is” and “there are” to identified about plural and singular, the text structure as shown below:

- 1) There is a library around the corner
- 2) There are two birds on the tree
- 3) There are a lot of students at the conference
- 4) There are some cake on the table
- 5) There is a book in the room

The second material about neutral quantifiers, the text structure as shown below:

- 1) There is not **much** tea
- 2) There is **a lot of** tea
- 3) There are not **many** apples
- 4) There are **a lot of** apples


The last material about preposition, a noun or pronoun and expressing a relation to another words within a sentence. The text structure as shown below:

- 1) the book is **on** the table
- 2) the hospital is **beside** the market
- 3) the bank is **in front of** the mosque

3. The 2013 Curriculum

The 2013 Curriculum is a curriculum developed to improve the previous curriculum, KTSP 2006 or School-Based Curriculum 2006. However, this research will design a product dealing with 2013 Curriculum.

This research was developed about asking and giving information materials based on Curriculum 2013. It is designed to ensure that the students will achieve the purpose of the lesson. Also, it allows for the evaluation of the students' needs. Then, it provides simple procedure to design and develop materials.



CHAPTER II

REVIEW OF RELATED LITERATURE

This part centers around the study of some previous research findings on the related topics to the asking and giving information materials and the formulation of conceptual framework.

A. Literature review

1. Some Previous Research Findings

Jacobson, Degener, and Gates(2003) conducted an RnD study to create authentic materials and activities for adult literacy classroom. In their study they have succeeded in the developing a textbook entitled “ using and learning literacy and contexts ” for a adult learners focused on two different aspects of adult literacy instruction. The first was the nature of classroom activities and materials, and the second was the degree to which classes were collaborations between teachers and students. The study concluded that students who participated in classes the include authentic, or learner-contextualized, materials and activities were more likely to say they have started new literacy practices or had increase the amount of time spent and enganging in literacy activities outside of school. This was true event when the resercher controlled for (or accounted for) students’ literacy levels and the amount of time they had been attending class.

Tegeh and Kirna (2013) revealed that the purpose of the study determines into measure the development of teaching materials for

educational research method by using ADDIE model and the results of trials of teaching materials of research method for education development. The model used is the development of ADDIE Model (analyze, design, development, implementation, evaluation) because the research is the development of research. In the conclusion, the researchers say that the trial results showed individual instructional materials are in the qualification enough and the field test results indicate that well-qualified teaching materials.

Sukirman (2012) on his research “Developing English Morphology Course Material for undergraduate students” stated that most students are not interest and motivated to learn English Morphology as one of the most difficult courses and after identifying the problems and analyzing the factor. He design and develop English Morphology book as perfect as possible to build up students’ motivation and stimulate them to be autonomous learners.

Limpo (2016) on his research “Developing Descriptive Text Materials Dealing with 2013 Curriculum of the Seventh Grade in MTsN. Balang-Balang”. In his research, he was created a course book as a handbook for students which contain a materials base on student’s need.

Ali Mubar (2015) entitled “*Developing English Learning Materials Based on Needs Analysis*”. The main objective of his research was to develop English speaking materials especially speaking as additional learning sources. He developed the materials based on the students’ need and rule of Ministry of Education in 2006 number 22 about Kurikulum Tingkat Satuan

Pendidikan. Moreover it presents color full pages with many pictures and presenting local content for the students.

Almost all research about developing material use ADDIE model but the difference of this research with the other development research is the curriculum, this research use recent curriculum, and different material.

2. Some Pertinent Ideas

a. Concept of Materials Development

According to Tomlinson (1998:2), material development is everything made by people (the writers, the teachers, or the learners) to give and utilize information and provide experience of the using language, which is designed to promote language learning. So, in developing materials they need to identify, first, learners' needs and consider the objective of the learning. Then, they can develop the materials by adapting them in order to improve or to make them more suitable to learners' needs. Adaptation can be carried out by reducing, adding, omitting, modifying, and supplementing learning materials.

b. Asking and Giving Information Materials

Asking and giving information material is one of the materials in 2013 Curriculum syllabus at the first semester of eight grade student. That materials are include three subtopic, the first is using "there is" and "there are" second is neutral quantifier and the last is preposition.

The first subtopic is about using “there is” and “there are”.

- 1) There is a library around the corner
- 2) There are two birds on the tree
- 3) There are a lot of students at the conference
- 4) There are some cake on the table
- 5) There is a book in the room

The second subtopic is about neutral quantifier. The text structure as shown below:

- 1) There is not **much** tea
- 2) There is **a lot of** tea
- 3) There are not **many** apples
- 4) there are **a lot of** apples

The last subtopic is about preposition

- 1) the book is on the table
- 2) the hospital is beside the market
- 3) the bank is in front of the mosque talk about

c. Concept of 2013 Curriculum

In Modul Pelatihan Implementasi Kurikulum (2014: 4), the 2013 Curriculum is the development of curriculum with basic competence from the previous curriculum in KBK 2004 and KTSP 2006 which has attitude, knowledge, and skill. There are four competences for the 2013 Curriculum;

- 1) Kompetensi inti-1 (KI-1) for religious competence
- 2) Kompetensi inti-2 (KI-2) for social competence
- 3) Kompetensi inti-3 (KI-3) for cognitive competence
- 4) Kompetensi inti-4 (KI-4) for skill competence



B. Theoretical Framework

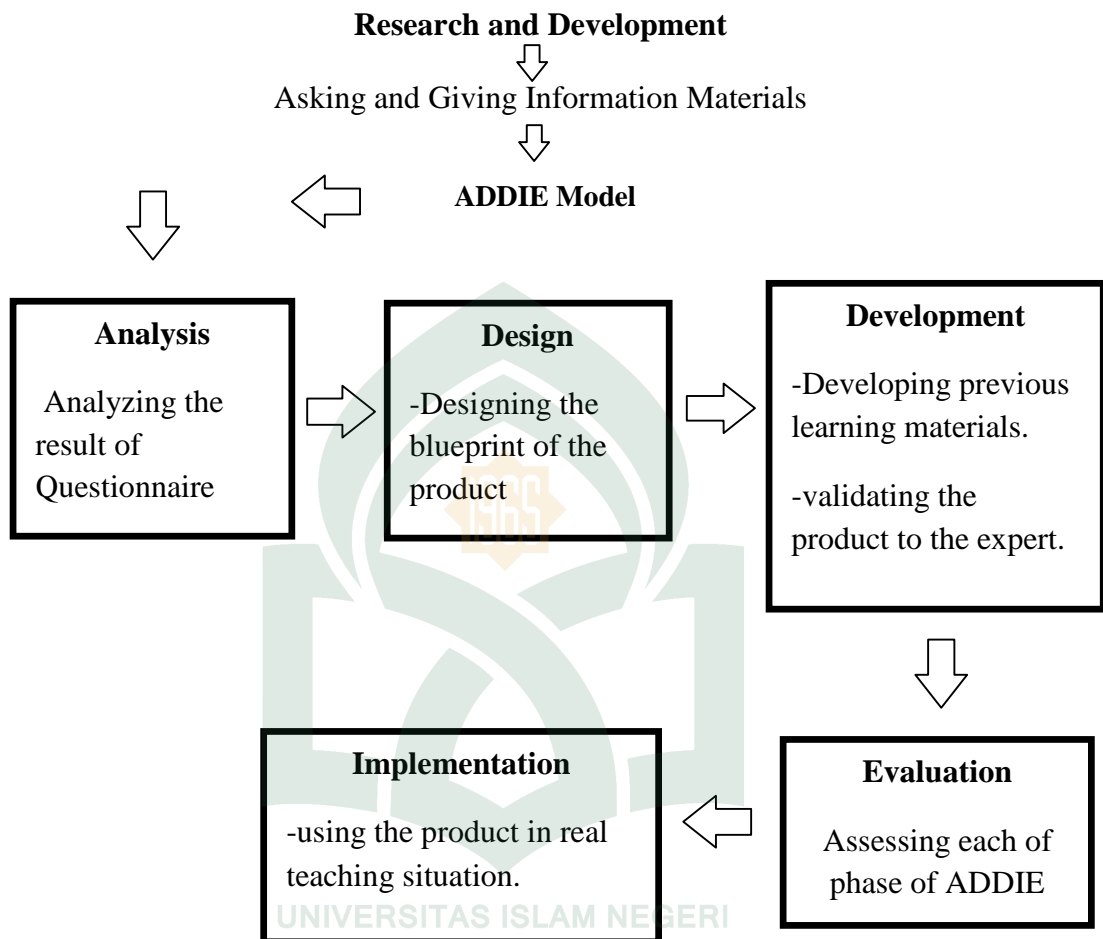


Figure 1: Theoretical Framework.

The writer applies ADDIE model to develop asking and giving information materials. Firstly, there was a questionnaire and it was distributed to the students and then analyzed the result of questionnaire, teacher primary book, and interview to analyze to students' needs. The result of analysis step will be the basic data to the next step.

Secondly, designing the outlook of materials by making a blue print. This step will consist on some steps for finishing this phase. *First*, list what activities which can be assisted the students to learn the materials. Second, choose the best way which is appropriate with the students' need and consider some scientific approach and learning methods in the 2013 curriculum to support learning objectives and materials. Base on the result of analysis step while looking for as much as sources which can support the designing materials.

Thirdly, Development step, develop the previous materials on the syllabus and produces the materials innovatively about asking and giving information with 2013 curriculum objectives of the course. Then, organize the English materials systematically. After that, validates the product to the experts to make sure whether the product was appropriate to the learners' needs as well as the goals and objectivities of the course or not.

Fourthly, implementation phase, the product was implied to the students in real teaching situations by apply trying-out the product, this phase also aim to know whether the product has fulfilled the objectives of course or not.

Fifth, the last is collecting the data from evaluation. The data is gathered from, expert judgment rubric and teachers comment about the product to make the product be better and can use in real teaching situation.

CHAPTER III

METHOD OF THE RESEARCH

This chapter discusses research and development method of this study. It includes research method, development model, research subject, types of data, research instrument, data collecting procedure, try-out of product, and data analyzing technique.

A. Research Method

Research and Development method is the research method that is used to produce certain product and validate the product (Sugiono:2010). According to Sujadi (2003: 164) Research and Development is a process or steps to develop new product, or make product perfect which responsibility. From the definitions, the conclusion is Research and Development related with certain product. Developing a product using Addie's model is good enough. It because Addie's model has 5 steps that is quite enough to do.

Actually, Research and Development (R&D) has many models, which can be applied by writer such as Sugiyono model, Addie model, Brog and Gall model, Dick and Carey model, Kemp model, and many others.

Based on many models stated formerly, this research applied ADDIE model. It develop by Florida State University to explain "the processes involved in the formulation of instructional System Development (ISD) program for military inter service training that will adequately train individuals to do a

particular job and which can also be applied to any inter service curriculum development activity “. The model originally contained several steps under its five original steps (Analyse, Design, Development, Implementation and Evaluation). The idea was to complete each step before moving to the next. Over the years, practitioners revised the steps, and eventually the model became more dynamic and interactive than the original hierarchical version. By the mid-1990s, the version familiar today appeared.

Finally, in this research applied ADDIE model because the model is very useful having stages clearly defined which makes implementation of instructions effectively. It strives to save time and money by catching problems while they are still easy to fix. It also provides simple procedures to design and development materials.

B. Development Models

This research adopted ADDIE model. ADDIE is an acronym of Analysis, Design, Development, Implementation, and Evaluation. The procedures in developing deal with ADDIE model which provide five phases;

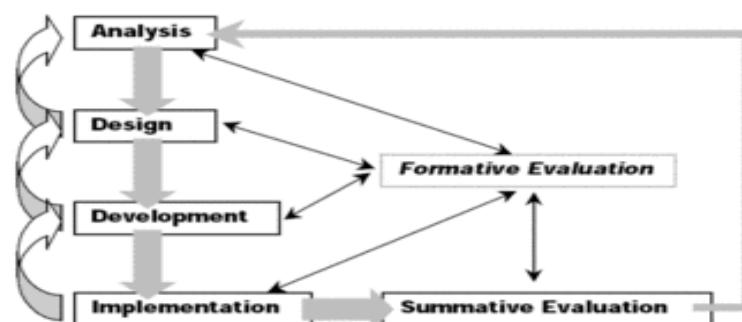


Figure 2. *The ADDIE Model, Diagram by: Steven J. McGriff*

1. Analysis

In analysis step, the result of questionnaire which has been distributed to the students previously analyzed qualitatively. Finally, this research was considered time and budget needed in this research. This phase is the most particular phases in ADDIE model because it is the basic for other phases of this model.

2. Design

In this phase design English materials dealing with 3.6 and 4.6 competences at 2013 curriculum while considering the goals and objectives of the learning process. First, the writer designed blueprint or materials framework of the organization materials, learning materials, contents and assessment. Second, the writer identified as much as sources to guide the writer for designing English materials which is relevant with asking and giving information materials covered in the 3.6 and 4.6 competences.

3. Development

In this phase, developing the previous materials on the syllabus and produces the materials innovatively based on each of our own basic competence on the syllabus. Next, validate the product to the experts to make sure whether the product is appropriate to the learners' needs as well as the goals and the objective of the course or not. The final product is ready to be implemented in try out activity.

4. Implementation

This phase deals with trying-out the product. The product is going to be implemented in the real learning and teaching by the writer. This phase also aims to know whether the product has fulfilled the objectives of course or not.

5. Evaluation

This phase was design to measure the rate of quality of the materials as being implemented. It was measure the appropriateness of the developing materials. In this evaluation, one expert is involved to check the quality of the product.

There are two types of evaluation. They are formative and Summative evaluation. Formative evaluation is ongoing during and between phases. It deals with the evaluation during the process of the materials development, whereas summative evaluation deals with the final evaluation of developed materials. It occurs after the final of materials implemented in trying-out the product (Sukirman: 2013).

C. Research Subject

The subject of the research was the eighth grade students in SMPN 2 Sungguminasa, Gowa. The subject was selected because the English teacher of the second year students in this school has been using 2013 Curriculum in teaching and learning process in the class.

D. Types of Data

Type of data that used qualitative data . Qualitative data are gathered from the result of questionnaire and worksheet. The qualitative data obtains the data by get the understanding or underlying reasons, opinions and motivations. It is also used to get more informations into issues of interest and explore nuances related to the problem.

E. Research Instrument

Through this research, the writer used two kinds of instruments. First, questionnaire that would be disseminated to the students to know what they need, than analyzed it as our basic to create the product. Second, rubric that was adapted from Ghobrani and Widyatmoko as cited in Miftahul Khair (2015) was used to evaluate or validate the product that include rubric for expert's comment, suggestion, and revision. Furthermore, students and teacher's comment would be our revision for the product.

F. Data Collecting Procedure

Type of data being attained on this research is qualitative data. The qualitative data is assembled from questionnaire and rubric that assess the product of the research. In experts' judgments, teacher, and students' rubrics, there will be some information about the strengths and weaknesses of the developed materials.

In line with that, the answered of questionnaire was analysed qualitatively and knew the students' needs.

Therefore, the procedures of collecting data are firstly, made questionnaire. It distributed to the students then analysed it. Secondly, Design the materials and validate it to the expert for basic to develop the materials. Thirdly, implement the materials in real teaching situation. After everything else, input the comments, suggestions, and revision from the expert and teachers. In addition, there was an appendix for the students consist of their comment about the product which has been implied in real teaching situation.

G. Try Out

In this step, the data collected based on the teacher and expert comment about the product before and after the product was implemented and also from the students' response in learning materials by using the product.

1. Try – Out Subject

The subject of this research was the Eighth Grade students in SMPN 2 Sungguminasa, Gowa.

2. Try – Out Design

The try-out design of this study was in field try-out. In this case, the product was tried-out to the target subjects in the real learning and teaching situation. It was useful to know the appropriateness of the product. Furthermore, the expert and writer worked together to evaluate the quality of result of field try-out.

3. Data Analysis Technique

Miles and Huberman in Thomas (1994: 10) stated that qualitative data analysis consists of three concurrent flows of activity: data reduction, data display, and conclusion drawing/verification.

In data reduction phase, the writer would refer to select, focus, simplify, abstract, and transform data that appear in comments, notes, suggestions, rubrics, and questionnaires to short descriptions. Then, the writer had been consideration relevance of strings of the data before by making codes. Thomas (2006) stated that the goal of data reduction is to get the bigger picture from the data while coding helps break down the data into smaller parts, data reduction is the process of abstracting back out from the particular to the conceptual.

In the second phase, data display, the writer organized the compressed information in the previous phase and assembling it in ways that help her drawing conclusions. It can be an extended piece of text or a diagram, chart, or matrix that provides a new way of arranging and thinking about the more textually embedded data. Silverman in Thomas (2000) stated that data displays, whether in word or diagrammatic form, allowed the analyst to extrapolate from the data enough to begin to discern systematic patterns and interrelationships. At the display stage, additional, higher order categories or themes may emerge from the data that go beyond those first discovered during the initial process of data reduction.

The last phase, conclusion drawing/verification, the writer attempted to describe what the writer observed in the data (meanings, observations). The writer referred back to the data displays and raw data as descriptions or causal statements were made.



CHAPTER IV

FINDINGS AND DISCUSSION

This chapter consists of two sections, namely findings and discussion. This section shows all the data which collected during the research and explained every component that was developed in this research. The first problem statements of this study are also answered in this section.

A. Findings

The result of the research finished based on ADDIE model which had been done on the development. Also, this section presents some results in the developing English Materials for asking and giving information. They include the result of needs analysis, the result of product design by utilizing the qualitative method, and the results of validation by analysing the correction and suggestion from experts.

1. The result of Analyzing Phase

a. The result of content analysis of materials based on the syllabus

The result of content analysis based on the materials in the syllabus of 2013 Curriculum covering the 3.6 and 4.6 basic competencies were expected to the students to able to asking and giving information about people, animals and things. First, the topic had been designed into 3 subtopics which appropriated with 4 meeting learnings. The first subtopic talk about how to use "there is" and "there are" in dialogue

when we need to ask or give information. The second is how to use neutral quantifiers and the third is how to use preposition in asking and giving information about animals, people or things. Every meeting had a core skill that was integrated one another in flows of skill that were arranged sistematically. Again, learning activities deal with scientific approach included observing, questioning, collecting information, associating, and communicating. Last, the developed learning instruction referring to the type of activities is consisted of individual, pair, and group activitiy, the amount of activities, and text structure. These materials are developed in order to provide suitable materials for the eighth grade students of SMPN 2 Sungguminasa, Gowa.

b. The result of need analysis of developing learning materials based on the student's questioinaires

The questionnaires consist of three parts. The first is systematic organization of integrated English materials. The second is systematic English teaching which is appropriate with the learning activities and the third is systematic content of English materials covers the syllabus of the 2013 curriculum. After distributing the questionnaires, in systematic organization of integrated English materials part, then the findings are conclude in this part into a table as shown below;

Table 3.1 *Result of questionnaire*

<i>Part</i>	<i>Focus</i>	<i>Conclusion</i>
<i>A</i>	<i>Systematic Organization</i>	all students wanted to be given the pre study-orientation before studying. They wanted directly listen to the teacher's explanation. The students were like if the materials were given in drawing content and more like if the book was designed with real-pictures as they saw in the daily life.
<i>B</i>	<i>Systematic English Teaching</i>	If the materials talk about people around the students, they would like to mention about their family or classmate. When materials about animals they would like to talk about their pet. Furthermore, they would like to make a list about things around home, school, or class. However, when they were asked to make a task, they would like to express it by write in their own book.
<i>C</i>	<i>Systematic content of English material</i>	Students were liked a learning model with discussion. They also liked to do the project with a group, and when they were asked to present a learning materials they would like to present it with their partner, however students wanted the teacher to combine the teaching process with "games activity", and it was also found some obstacles that students faced when they were learnt asking and giving information materials 1) Students did not have many related vocabularies, 2) Students were difficult to memorize a dialogue and vocabulary, 3) Students were difficult to translate the lesson into the source language, and 4) Students were difficult to concentrate during the learning process.

c. The result of need analysis of Expert judgment suggestion

The questionnaire that used by the researcher to analyze the students' needs were originally designed. At the first time, it was designed by deciding the components that would be put on the questionnaire until it done with three

parts. The first part consisted of six questions related to the organization of the materials, the point of the questions was to know the target of the materials systematic. Furthermore, in the second part that consisted of four questions related to the content of materials. These questions were pointed to know the learning systematic that the students' need in order to achieve the target in designing the materials that applicable for the students. Then, in the third part that consisted of five questions, the point of these questions was to know the target that wanted to achieve in systematic of learning materials.

Moreover, this questionnaire was not directly dealt out to the students. It was proposed to the expert to correct and to give suggestion according to the questionnaire made. Then, the expert was suggested to delete

2. The Design of the Content Materials (Designing Phase)

In this phase, a design of blue print made (see appendix 2). The blue print filled with six components. The components were the topic of each meeting, content of materials, primary skill, the flow of skills, scientific approaches that consist of five approaches (observing, questioning, collecting information, associating, and communicating), and the last was learning instructions that consist of five part (pre study instruction, type of activity, amount of the activity in meeting, text structure used and glossary).

The blueprint then was used to develop a module covering 3.6 and 4.6 competencies based on the syllabus of 2013 Curriculum. The module was divided by 3 content materials in 4 meetings. The first meeting is about how to using there is and there are in giving information. The second meeting is

about using neutral quantifier in asking and giving information it's include the differences between some and any or a lot of and much. The third meeting is using preposition.

MEETING 1

How Many Apples On The Table? **SPK**

There is and There Are

Meeting 1


READING

Observing

Activity 1.1. Look and follow the teacher read the text below

My Classroom

I learn in EFL class. In my classroom there are about 35 tables and chairs arranged well. In front of tables and chairs, there are two large whiteboards. Above the whiteboard, there is a pair of photos of president and national symbol. Beside the photo, there are also many hang pictures. At the corner of my classroom there is a teacher's desk which is covered with blue tablecloth. On the teacher's desk, there is a beautiful flower vase.







How Many Apples On The Table? **SPK**

Activity 1.2. The following sentences are from the above text. Read it carefully!

- ✓ There are two large whiteboards.
- ✓ There is pair of photo.
- ✓ There are also so many hang pictures.
- ✓ There is a teacher's desk.
- ✓ There is a beautiful flower vase.

Look at the picture carefully!

	SINGULAR	PLURAL
AFFIRMATIVE	 There is a rabbit in the hat.	 There are two rabbits in the hat.
NEGATIVE	 There isn't a rabbit in the hat.	 There aren't two rabbits in the hat.

How Many Apples On The Table? **SPK**

Questioning

Activity 3.1. Read the text carefully!

Plural	is	A verb
There	are	Two books

Plural	isn't	A verb
There	aren't	Any books

Short Answer

is: there is / No there isn't

are: there are / No there aren't

After observing the text above, you are given a chance to ask a question.

Example:

- Is there any difference between using there is and there are?


How Many Apples On The Table? **SPK**

WRITING


Collecting Information

Activity 4.1. Look at the picture below and complete the sentence by using there is/there are or there isn't/there aren't.

Picture A



Picture B



1. s car on the road in Picture A
2. a big tree in Picture A
3. two big trees in Picture B
4. a young girl in Picture B
5. million in picture A
6. s house in Picture B
7. two butterfly in picture

How Many Apples On The Table? **SPK**


Activity 3.2. Read them carefully and correct them if necessary.

1. There are a library around the corner.
2. There is two book on the tree.
3. There is a lot of students at the conference.
4. There are some cake on the table.
5. There are two tomatoes on the plate.
6. There are a book in the room.
7. There is an apples on the plate.

Activity 3.3

Associating

Work in pairs, make a simple dialogue by using there is/there are.



How Many Apples On The Table? **SPK**

SPK

Communicating

Activity 3.4. Practice your dialogue with your partner in front of the class.

"Using the best of this material and you in the best place for the best moment"

~MAY~

a. Content Materials

The topic covering 3.6 and 4.6 basic competencies based on the syllabus of 2013 Curriculum leads 4 meetings from 3 contents. The first talk about using there is and there are, second is about neutral quantifiers and the third is preposition.

b. Primary Skill and the Flow of Skills

As mentioned before that there are six components in the blue print design and it has already been written the topics and the content materials for each meeting. The other components are primary skill. Primary skill is the main skill that taught in a meeting. Therefore, the flow of skills is the skill flows that appear during the learning process when the materials taught. As known, there are four skills in English. They are reading, writing, listening, and speaking.

In the first meeting, the learning process was started with reading and the middle of the process there was writing as the core skill and in the last of meeting students presents their dialogue as speaking skill. Differently, the core skill in the second meeting was reading and writing skill becomes the flow skill. In the third meeting, the core skill was writing and the flow skill was speaking. Then, in the fourth meeting, writing was the core skill and speaking was the flow skill.

c. Scientific Approaches

Scientific approaches consist of five elements based on 2013 Curriculum. They are observing, questioning, collecting information,

associating, and communicating. These elements are convinced to make the materials systematic.

In the first meeting, Students look and follow the teacher reads the text that content about using “there is” and “there are” in the classroom activity and ask questions about the text in the questioning phase. In the associating phase, students make a simple dialogue with their pair and in the last of activity each of group/pair practices their dialogue in front of the class.

In the second meeting it consists of observing, questioning and collecting information. In the associating phase, Student look and follow the teacher reads the dialogue and identify the quantifiers. Then, the students answer the questions about the material.

The third meeting continues the elements in the previous meeting. It consists of associating and communicating phase. In the associating phase, by pair the students are asked to make a dialogue about advertisement by using much and many. Then, they practice in front of the class as the communicating phase.

In the fourth meeting, students used a picture provided by the teacher about preposition. It relates with something considering as general facts. They then ask questions about the picture. In the last section, students made a simple sentence about that preposition.

d. Learning Instruction

Learning instruction shows four parts. They are pre-study, type of activity, amount of activity, text structure, and glossary. Pre-study is something that teacher provides to students in order to make them motivated and ready for studying. Type of activity is the type of the project or assignment given. It can be self-activity, pair activity, group, etc. As stated previously, in the first until fourth meeting, the project is group or pair work.

Furthermore, amount activity is the total of the activity given in a meeting. The first meeting consists of 6 activities. The second meeting has 6 activities. The third meeting includes 3 activities because it just continues the previous meeting and follow with the forth meeting which involves 5 activities.

Next, Text structure is the type or kind of structure that used in that materials like the tenses or pronoun. As just stated previously, my developing book includes three subtopics. They are using “there is” and “there are”, neutral quantifier and preposition. The first subtopic is about using “there is” and “there are”.

- 1) There is a library around the corner
- 2) There are two birds on the tree
- 3) There are a lot of students at the conference
- 4) There are some cake on the table
- 5) There is a book in the room

The second subtopic is about neutral quantifier. The text structure as shown below:

- 1) There is not **much** tea
- 2) There is **a lot of** tea
- 3) There are not **many** apples
- 4) there are **a lot of** apples

The last subtopic is about preposition

- 1) the book is on the table
- 2) the hospital is beside the market
- 3) the bank is in front of the mosque

The last learning instruction is glossary. It was mentioned in the end of the chapter.

In addition, the learning instructions stated previously are designed based on the syllabus of 2013 Curriculum especially in the text structure and activity. Thus, the students' need analysis is also been a resources in designing the product especially in type of activity and the appearance of the product.

3. The Result of the Product Design based on Module (Designing Phase)

a. The Result of Development of Rubric for Expert and Teacher

This section presented some aspects on how to asking and giving information. They included the systematic organization of materials, systematic of English teaching, and systematic content of English. All of the aspects were discussed on the following.

1) Systematic Organization of Materials

Systematic organization of materials included cover design, layout, organization of materials, and instructional objectives. First, cover design indicated that the cover is attractive to the learners. Second, layout included with 1) the layout is clear for learners and 2) the layout is attractive to the learners. Third, instructional objectives covered with 1) the instructional objectives are clear, 2) the instructional objectives are understandable, 3) the instructional objectives ordered appropriately, and 4) the instructional objectives reflect to the topic.

2) Systematic of English Teaching

Systematic of English teaching covered activities that contain 3 parts, they were 1) the activities are attractive, 2) the activities are motivated learners, and 3) the activities are varied in format.

3) Systematic content of English

Systematic content of English identified 4 parts. They were example, topic/subtopic, content of the materials, and language. First examples were dealt with 1) the example were clear, 2) the example were understandable, 3) the example are too easy, 4) the example are too difficult, and 5) the example help learners to understand the materials. Second, topic/subtopic divided into 1) the topics which were appropriate with the syllabus, 2) the topics were relevant with

the learners' need and interest, and 3) the topics were developed attractively. Third, content of materials measured 1) the content of the materials is clear, 2) the content of the materials is appropriate, 3) the content of the materials is understandable, 4) the content of the materials matches with the goals of the course, 5) the content of the materials matched the objectives of the course, 6) the content of the materials matches with the 2013 Curriculum, students' needs, and interest, 7) the content of the materials are well designed, and 8) the content of the materials is up-to-date. Last, language dispensed 1) the language used was appropriate with students' English proficiency, 2) the language was clear, and 3) the language was understandable.

b. The Result of Development and Expert Judgment Suggestion

The expert suggest to present what the students want like if most of the students choose the real picture, it means should be the real picture in the module, but it is not mean the model of design like caricature, cartoon was deleted. The expert also told to use the simple language in the content of materials. Forward, the expert said that the materials should be implemented immediately

4. The Result of Implementation (Implementing Phase)

a. Rubric Implementation

SMPN 2 Sungguminasa, Gowa is placed on Aandi Mallomassang street. This school has implemented the Indonesia's new coming curriculum which is well known as 2013 curriculum. After conducting the advance observation, then several considerations were raising up related to the on going research. Next, the writer opted for entering grade eight of SMPN 2 Sungguminasa, Gowa as the chosen sample in this research. Taking six classes from sixteen classes of the eighth grade in this school would be possible.

On 28th February 2016, distributing questionnaire to the students became the next agenda to notice students' need analysis as the chosen sample. It was to identify what they need as students to enhance their performance in studying. From that questionnaire, several items were obtained as follows, Students prefer learning formations before get in to the core lesson. In this case, students opted for having motivation story before studying. Also, listen to the teacher's explanation directly is opted by the student than practicing the lesson directly or reading the instruction from the book. Next, when asking about kinds of learning material that student prefer, they opted for text material along with its picture. After that, students prefer real picture design to put in the coursebook than cartoon or caricature.

In learning process the interaction between teacher and students were going well. The teacher gave stimulation to them and they responded it correctly. In the beginning, the teacher asked the students about their previous lesson then linked it with the current lesson. They seemed enthusiastic in learning process. Specifically, some of the students were excited on giving some questions and had a good responds when given some feedback. In the end of this session, students were asked to give some matters about the current lesson then try to conclude it. Next, they were given some questions.

b. Product Implementation

The product was implemented based on the result of questionnaire that has been distributed to the students. The product which implemented was first meeting about how to use there is and there are.

Firstly, the students gave a learning formation before studied. Motivation story was the learning formation which was given to the students. Secondly, the students were listened the explanation from the teacher about materials while linked with the previous lessons.

When this product was implemented in the class room, students are really conscious because they like the colors and the pictures. The product was designed with many colors and pictures. The design model was used real picture, but there was cartoon and caricature also.

5. The Result of Evaluation (Evaluating Phase)

a. Analysis

Evaluating the questionnaire became the matters on this phase. It was obtained from expert's suggestion and command about the questionnaire that would be distributed to the students. The questionnaire consists of three parts. The first was systematic organization of integrated English materials. The second was systematic English teaching which was appropriate with the learning activities. The third was systematic content of English materials covered the syllabus of the 2013 curriculum.

b. Design

The experts suggested that in constructing the questions, it was required to see deeply about what they should acquire in studying. However, in systematic organization of integrated English materials, it is allowed to follow what the students need. It is about the organization layout of the product. In putting learning model, it has to suitable with the core materials that is taught.

c. Development

Constructing the learning process and learning materials becomes the next step in this phase. There are several points to be underlined. They are the topic including basic competences, content materials including sub topics, core skill as follows, listening, speaking, reading, and writing. Those skills must be clear/ brief in each meeting which is followed by the flow skills.

d. Implementation

Next, the core of blue print that was made is the learning approach portrayed systematically with the scientific approach. They are observation, questioning, collecting information, associating, and communicating. Each of the phases was presented briefly for instance, activities and materials that would be taught.

Also, in blue print is also described about learning instruction consisting (1) type of activity portraying about learning formation, the suitability between learning formations and learning materials. The learning formations include learning in group, pair, and individual. Furthermore, the amount of activities, text structure and glossary also discussed in blue print.

e. Evaluation

Evaluating the development phase includes the content materials that would be applied in the product. It must be related to the suitability of the contents of the book with the basic competencies. It consists of the activities along with its brief instruction, the examples, and the glossary.

Also, the result of questionnaire that was given to the students becomes the basic element to develop the layout. How to construct the layout was bargained by the students' need. As it is believed that students will be motivated if the organization of the materials based on what they need. The process of the development must be suit with the time and learning methods.

B. Discussion

On June 2013 the government started to implement 2013 curriculum. Many teachers still do not understand well about this curriculum because they do not have many specialized trainings dealing with it. As a consequence, the learning process is not running too well. Furthermore, it is needed a supporting materials which can help the students to understand the lessons.

The curriculum can be defined as set of education instrument which is used as a guide for the teachers on what and how to teach the students. Generally, the curriculum include all subject or activities which the school has responsibility to follow it in teaching and learning process.

The government has published a student book, but it is still not enough. The students need more. According to writer observation and interview with learners and teachers about the new coming curriculum, the 13 curriculum said that the book published by government still need to be improved. The book has essentially been good but the students need some addition activities and assignments which consist of skills in the learning materials. Besides that, the contents and activities in that book were not suitable with student's competence whereas individualized learning materials by direktorat pembinaan sekolah menengah atas said that the learning materials should be design based on students need. So, it entirely be cooperative in teaching process. On the other hands, teacher needs a stuff that can literally be a right tool in teaching. Many publishers have published their own book, but to opt for one proper book, we should consider many things, like;

1. Is the book appropriate for the students?
2. Has the book suitable with the 2013 curriculum?
3. Is the book covered students' need?

The main point is in the question number 3. There are so many books that has appropriate for the students based on their grade and suitable with the 2013 curriculum but for the book that has covered the students' need is literally limited and the way to provide the materials does not support their motivation to study. So, it cannot systematically enrich their skills in English especially in listening, speaking, reading, and writing. Hence, that is our primary reason on conducting this research. Developing new version of students' book truly got the writer's attention. Paying attention to what students' need becomes our very primary things to focus on to this research.

The newly developed product by the researcher is well qualified and can be used as a tool for learning due to it has been revised several times and tried out to the real teaching. Also, this product has been validated by experts which is being the primary aspect for creating a product.

CHAPTER V CONCLUSIONS AND SUGGESTIONS

This chapter deal with conclusion of this research and suggestion for some people related to this research.

A. Conclusions

Course book is common equipment in teaching English. Design the course book that relevant with 2013 curriculum will achieve the target learning. The materials which were developed should be considered what the students need to know and what the students want to achieve. The students hoped, their teacher can teach them well, Hence, the teacher should know how to developed the materials and more have good preparation.

Based on the result of the analysis of the questionnaire that distributed to the students in the eighth grade students, at junior high school 2 Sungguminasa, Gowa where the aim of the questionnaire was to know the students' need in learning asking and giving information material and the product's outlook.

The result of the first research question is that to know the students' need on learning, it needs three stuffs. They are to identify the organization materials, the content materials, and the learning materials. In the oraganization materials, all students wish for the pre study-orientations before studying. They wanted directly listen to the teacher's explanation. The

students resembled if the materials were given in drawing content and prefer cartoon and real picture design models they notice in the daily life. When it comes to the content materials, it consisted of two implies, i.e., the students opted for being provided a dialog that occur in their environment or had a dialog with their folk. They would like to be afforded a cartoon and real picture in design when learning material. Also, the students like accept the theory in learning material.

The result of the second reserch question is that creating a newly developed reference for the eight grade students on junior high school in learning English material. The product can be used as other reference in learning English for many considerations for instance, it was developed by first identifying students' need which became the foundation on developin tthis product, it is very colorful who fits the students' interest to build their attention on studying it, the material was developed in simplicity. It refers to the way the materials provided for students. It is easy to use and with clear instruction.

B. Suggestions

- a. For the students, they are recommended to use any learning materials which are suitable with their needs.
- b. For teachers, it should be better if the teachers know how to develop the materials and have a good preparation before teaching.

- c. For the school, it should be better if the selection of a course book still consider the students need.
- d. For other researcher, developing English materials for the students it is not too difficult to be done, they should check the learning materials if they want to overcome the problems in class.



Bibliography

- Jacobson, E., Degener, S., & Purcell-Gates, V. (2003). *Creating authentic materials for the adult literacy classroom: A handbook for practitioners*. Cambridge, MA: World Education, Inc.
- J, Steven. 2000. ADDIE Model: *Instructional Systems*, College of Education. Penn State University. Available in: http://www.instructionaldesigncentral.com/htm/IDC_instructionaldesignmodels.htm#addie. Accessed on 17 January 201.
- Kemendikbud. 2014. *Modul Pelatihan Implementasi Kurikulum 2013*. Jakarta: Badan Pengembangan Sumber Daya Manusia dan Kebudayaan dan Penjamin Mutu Pendidikan Kementerian dan Kebudayaan.
- Limpo. 2016. *Developing Descriptive Text Materials Dealing with 2013 Curriculum of the Seventh Grade in MTsN*. Balang-Balang.
- Miles, MB. & Huberman, AM. (1994). *Qualitative Data Analysis (2nd edition)*. Thousand Oaks, CA: Sage Publications.
- Mubarak Ali Nur Khair Miftahul. 2015. *Developing English Learning Materials For Young Learners Based On Need Analysis At MTSN Model Makassar*, Makassar: the Degree of Sarjana Pendidikan (S.Pd.) of English Education
- Modul Pelatihan Implementasi Kurikulum 2013*. Jakarta: Badan Pengembangan Sumber Daya Manusia dan Kebudayaan dan Penjamin Mutu Pendidikan Kementerian dan Kebudayaan. 2014.
- Richards. 2001. *Curriculum Development in Language Teaching*. New York: Cambridge University Press.
- Sugiyono. 2010. *Metode Penelitian Pendidikan: Pendekatan Kuantitatif, Kualitatif, and R&D*. Bandung: Alfabeta. Cetakan ke- 11.
- Sujadi, 2003. *Metodologi Penelitian Pendidikan*. Jakarta. Rineka cipta
- Sukirman. 2012. *Developing English Morphology Course Material for undergraduate students*.
- Tegeh and Kirna. 2013. *Pengembangan Bahan Ajar Metode Penelitian Pendidikan dengan ADDIE Model*. [e-journal]. 3. Available in:
- Tomlinson, B. 2011. *Materials Development in Language Teaching*. United Kingdom: Cambridge University Press.

Thomas, David R. 2006. *A General Inductive Approach for Analyzing Qualitative Evaluation Data*. New Zealand: University of Auckland.

Undang-undang Nomor 20 Tahun 2003. *Sistem Pendidikan Nasional*. Pasal 35, ayat (1).

Yochanna, 2006. *Choosing a course book*, in [http://www .etni .org.il /etnirag/ issue4/ miri yochanna.htm](http://www.etni.org.il/etnirag/issue4/miri_yochanna.htm). Accessed on 14 January 2017.

Direktorat Pembinaan Sekolah Menengah Atas Tahun 2008. *Bahan ajar dan Jenis-jenis Bahan Ajar*, in <http://bahanajarpendidikan.blogspot.co.id/2016/07>. Accessed on 30 Juli 2018.



APPENDIX 1
QUESTIONNAIRE

A. Informasi yang di perlukan

Data diri :

Nama :

Jenis Kelamin :

Kelas :

Umur :

B. Target yang ingin dicapai pada sistematika penyajian/ *Organization materials*

Berikan tanda centang (✓) pada setiap pilihan Anda. Jawablah dengan jujur dan sesuai keinginan Anda.

1. Apakah anda suka apabila guru memberikan formasi belajar sebelum memulai pelajaran?

- Ya
- Tidak

2. Formasi belajar apa yang paling anda sukai?

Pilihlah formasi belajar maksimal 3 yang paling anda sukai dan sesuai dengan anda.

- Ice breaking
- Warming up
- Cukup dengan Berdoa
- Cerita Motivasi / Inspirasi
- Small Games

- Semuanya.
3. Pada saat jam pelajaran dimulai, perlakuan apa yang anda sukai?
- Langsung mendengarkan penjelasan guru
 - Langsung praktek saja
 - Memilih membaca instruksi di buku
4. Bentuk materi pelajaran apa yang anda sukai?
- Teks
 - Bergambar
 - Dialog
 - Presentasi
5. Desain buku seperti apa yang paling anda minati?
- Bergambar
 - Berwarna
 - Hitam putih
6. Model desain seperti apa yang anda minati?
- Karikatur
 - Kartun
 - Gambar nyata dalam kehidupan.

C. Target yang ingin dicapai pada sistematika Isi pelajaran/ *Content materials*

1. Jika materi menyatakan orang di sekeliling anda, apa yang paling ingin anda sebutkan/nyatakan ?
- Orang termasuk di keluarga anda

- Orang termasuk di sekolah anda
 - Orang termasuk di lingkungan sekitar anda
 - Semuanya
2. Jika materi menyatakan hewan, hewan apa yang paling ingin anda sebutkan/nyatakan ?
- Hewan peliharaan
 - Hewan buas
 - Hewan ternak
 - Semuanya
3. Jika materi menyatakan benda, benda apa yang paling ingin anda sebutkan/nyatakan?
- Benda dalam rumah
 - Benda dalam lingkungan sekolah
 - Benda dalam ruangan kelas
 - Semua benda yang disebutkan diatas

D. Target yang ingin dicapai pada sistematika pembelajaran/ *Learning materials*

1. Model belajar apa yang anda sukai?
- Diskusi
 - Individu
 - Berpasangan
 - Project group
2. Apabila anda ditugaskan mengerjakan proyek dalam kelas, manakah yang anda pilih?
- Proyek secara Individu
 - Proyek secara Berpasangan
 - Proyek secara Berkelompok

3. Apabila Anda ditugaskan mempresentasikan materi pelajaran yang terkait, manakah yang anda pilih?
- Presentasi secara individu
 - Presentasi secara peer group
 - Presentasi secara berkelompok
4. Apakah anda suka jika pengajaran di kombinasikan dengan *game activities*?
- YA
 - TIDAK
5. Tulislah kesulitan apa saja yang terkadang anda dapatkan pada saat pembelajaran materi pernyataan nama dan sejumlah hewan, benda, dan bangunan?

.....

.....

.....

.....

.....

.....

.....

.....

APPENDIX 3 (BLUE PRINT)

Meeting	Topic	Content of Materials	Core Skill	Flow of Skills	Scientific Approaches					Learning Instruction			
					Observing	Questioning	Collecting Information	Associating	Communicating	Type of Activity	Amount of Activity	Text Structure	Glosari
1 st		there is and there are	Writing	Speaking Reading	Student look and follow the teacher reads the text about "My Classroom"	-Asking about using there is/ there are base on the picture . - Students fill the blank of sentence.	-the students read the information about using there is/there are in the information box -Students fill the blank of sentence based on the information box	-In pair students make a simple dialogue	In pair, practice their dialogue in front of the class	Individual, presenting pair	6	-There are a lot of..... -how much money -we didn't plant many flowers	Noun
2 rd	KD 3.6, 4.6	neutral quantifiers	Reading	Writing	-Student look the dialogue and identify the quantifiers. -Students follow the teacher reads the dialogue.	Asking about the dialogue and the differences between much and many base on the pictures.	-the students read the information about using quantifier in the information box. - Students fill the blank of sentence based on the information box -In pair, students fill the blank of	-	-	Pair Individual	6	How much money do you want? I go to the library a lot.	

							sentences. -Pairs submit their works to the teacher					How many eggs do we need ?	
3 th			Writing	Speaking	-	-	-pairs, students write things around the school and describe them by using much and many. -In pair, students create a dialogue about advertisement by using much and many.	-Show their work in front of the class.	Pair, Presenting	3			
4 th		preposition	Writing	Speaking	- Students identify the picture about using preposition. - Students listen the teacher explanations about it.	Asking about content of the picture	Make a simple sentences by using preposition	In small group, students create a map about their town	Two delegations of each group practice their map in front of class	Small group, Presenting	5		

APPENDIX 3

RESULT OF QUESTIONNAIRE

3.1 Result of questionnaire part A

Part	Number	Question	Answer	Conclusion
A	1	Do you like if the teacher gives you the learning formation before the class started?	<ol style="list-style-type: none"> 1. Yes = 192 2. No = 7 	The students like if the teacher give learning formation before the class started.
	2	What kind of opening formation do you like most?	<ol style="list-style-type: none"> 1. Ice Breaking = 43 2. Warming Up = 53 3. Only pray = 78 4. Motivation story = 105 5. Small Games = 80 6. All stated above = 40 	They most liked motivation story for opening formations.
	3	When the class is started, what kind of activity do you like?	<ol style="list-style-type: none"> 1. Listen to the teacher's explanation directly = 155 2. Directly to practice = 11 3. Reading the instruction from the book = 32 	They chose to listen to the teacher's explanation directly.
	4	What kind of learning material that you like?	<ol style="list-style-type: none"> 1. Text = 75 2. Picture = 73 3. Dialogue = 32 4. Presentation = 24 	They liked if the materials in text with the drawing content.

	5	What kind of book design that you wish for?	<ol style="list-style-type: none"> 1. Picture = 99 2. With colours = 79 3. Black and white = 21 	The students like if the book is designed with drawing
	6	What kind of design model that you wish for?	<ol style="list-style-type: none"> 1. Caricature = 17 2. Cartoon = 85 3. Real picture = 101 	They most like use real picture

3.2 Result of questionnaire part B


Part	Number	Question	Answer	Conclusion
B	1	If the material ask about people around you, what is the most you want to mention?	<ol style="list-style-type: none"> 1. Your family = 34 2. Your Schoolmate =36 3. People around you =52 	The students wanted to mention about all stated.
	2	If the material ask about animals, what is the most you want to mention?	<ol style="list-style-type: none"> 1. The pet =143 2. Wild animal =28 3. The cattle =22 4. All stated above =8 	The students wanted to mention their pet.
	3	If the material ask about things, what is the most you want to mention ?	<ol style="list-style-type: none"> 1. Things around home =23 2. Things around school=8 3. Things around class =49 4. All stated above =121 	The students wanted to mention about things around home.

	4	What way do you prefer in learning asking and giving information ?	<ol style="list-style-type: none"> 1. Receiving theory =98 2. Playing games = 56 3. Watching = 28 4. All stated above = 19 	The students wanted to learning by receiving theory.
	5.	If you learn asking and giving information materials, how do you express it ?	<ol style="list-style-type: none"> 1. Show it in front of the class = 43 2. Show it by pairing = 33 3. Make a mini drama = 56 4. Write it in your book = 69 	The students want to express it by write in their book.

3.3 Result of questionnaire part C

Part	Number	Question	Answer	Conclusion
SC	1	In what way do you like to learn asking and giving information materials?	<ol style="list-style-type: none"> 4. Individual = 24 5. Pair = 25 6. Group = 57 7. Discussion = 86 	The students like to learn asking and giving information materials in various ways
	2	If you are asked to do a project in class, which one will you choose?	<ol style="list-style-type: none"> 5. Individual project = 6 6. Pairing project = 24 7. Group project = 169 	The students will do a project class in group project

	3	If you are asked to present the materials in class, what way you will choose?	5. Present it by yourself = 28 6. Present it in pair = 53 7. Present it in group = 119	The students will present the materials in group
	4	Do you like if the teaching and learning process will be combined with game activities?	5. Yes = 189 6. No = 12	The students like if the teaching and learning process will be combined with game activities.



APPENDIX 4

RUBRIC FOR THE STUDENTS IN TRY OUT

No.	Aspek	Kriteria	Iya	Sebagian	Tidak
1.	Disain Sampul	Sampul menarik bagi peserta didik			
2.	Huruf	Penggunaan huruf jelas			
		Penggunaan huruf sesuai			
		Penggunaan huruf konsisten			
3.	Organisasi Materi	Organisasi materi menarik			
		Organisasi materi dalam bentuk unit yang sesuai			
		Materi terorganisasi dalam perintah tugas yang logis			
4.	Tujuan Intruksional	Tujuan instruksional jelas			
		Tujuan instruksional mencerminkan topik			
5..	Topik	Topik sesuai dengan silabus			
		Topik relevan dengan kebutuhan dan minat peserta			

		didik			
		Topik dikeembangkan dengan menarik			
6.	Contoh	Contoh yang jelas			
		Contoh dapat dimengerti			
		Contoh membantu peserta didik untuk memahami materi			
7.	Latihan	Latihan ini jelas			
		Latihan ini dapat dimengerti			
		Latihan ini memperkuat apa yang peserta didik sudah pelajari			
		Latihan ini adalah tantangan bagi peserta didik			
8	Cakupan Materi	Cakupan materi sejalan dengan silabus			
		Cakupan materi relevan dengan tujuan			
		Cakupan materi sesuai			

		dengan tujuan			
		Cakupan materi meliputi kedua titik teoretis dan praktis dari pengembangan materi Adjective dan Verb sesuai dengan Kurikulum 2013			
		Cakupan materi sesuai dengan Kurikulum , kebutuhan siswa , dan minat			
9	Bahasa	Bahasa yang digunakan sesuai dengan kemampuan bahasa Inggris siswa			
		Bahasa jelas			
		Bahasa dapat dimengerti			
10	Kesimpulan	Ringkasan ini terorganisir dengan baik			
		Ringkasan sesuai dengan materi			

APPENDIX 5

EXPERTS JUDGMENT RUBRIC

	Aspects	Criteria	Yes	Partly	No
1.	Cover Design	The cover is attractive to the learners			
2.	Letter	The use of letter is clear			
		The use of letter is appropriate			
		The use of letter is consistent			
		The use of letter is readable			
3.	Typing	The typing is clear			
		The typing is neat			
		The typing is regular			
4.	Spacing	The spacing is appropriate			
		The spacing is consistent			
5.	Layout	The layout is clear for learners			
		The layout is attractive to the learners			
6.	Organization of Materials	The materials are organized attractively			
		The organization of material in the			

		form of units is appropriate			
		The materials are organized in logically ordered tasks			
7.	Instructional objectives	The instructional objectives are clear			
		The instructional objectives are understandable			
		The instructional objectives ordered appropriately			
		The instructional objectives reflect to the topic			
8.	Topic	The topic are appropriate with the syllabus			
		The topic are relevant with the learners' need and interest			
		The topic are develop attractively			
9.	Example	The example are clear			
		The example are understandable			
		The example are too easy			
		The example are too difficult			
		The example help learners to			

		understand the material			
10.	Exercise	The exercise are clear			
		The exercise are understandable			
		The exercise is rational			
		The exercise are too easy			
		The exercise are too difficult			
		The exercise reinforce what learner have already learned			
		The exercise present a progression from simple to more complex			
		The exercise are varied in format			
		The exercise match with the topic being discussed			
		The exercise are challenge learners			
11.	Activities	The activities are attractive			
		The activities are motivated learners			
		The activities are varied in format			
12	Instruction	The instructions are clear and appropriate			
		The instructions are			

		understandable			
		The instructions can be done by the learners.			
13	Coverage of materials	The coverage of the materials is in line with the syllabus of the course			
		The coverage of the materials relevant to the goals of the course			
		The coverage of the materials matches the objectives of the course			
		The coverage of the materials covers both theoretical and practical points of view of developing personal introduction and thing list materials dealing with Curriculum 2013			
		The coverage of the materials is appropriate with the Curriculum, students' need, and interest			
14	Content of the materials	The content of the materials is clear			

		The content of the materials is appropriate			
		The content of the materials is understandable			
		The content of the materials matches with the goals of the course			
		The content of the materials is matches the objectives of the course			
		The content of the materials is matches with the Curriculum 2013, students' needs, and interests			
		The content of the materials are well-designed			
		The content of the materials is up-to-date			
15	Language	The language used is appropriate with students' English proficiency			
		The language is clear			
		The language is understandable			

16	Summary	The summary is clear			
		The summary is understandable			
		The summary is well-organized			
		The summary is appropriate with the materials			
17	Glossary	The glossary is clear			
		The glossary is understandable			
		The glossary is well-organized			
		The glossary is appropriate with the materials			

A. Comments

.....

.....

.....

B. Suggestions

.....

.....

.....

Adapted from: Khoir, Miftahul. *“Developing English Learning Materials for Young Learners Based on Needs Analysis,” Thesis*. Makassar: School of Graduate Studies, State Islamic University of Alauddin. 2015.

cAPPENDIX 6

Kompetensi Dasar	Materi Pembelajaran	Kegiatan Pembelajaran
<p>3.1 Menerapkan fungsi sosial, struktur teks, dan unsur kebahasaan teks interaksi interpersonal lisan dan tulis yang melibatkan tindakan meminta perhatian, mengecek pemahaman, menghargai kinerja, meminta dan mengungkapkan pendapat, serta menanggapi, sesuai dengan konteks penggunaannya</p> <p>4.1 Menyusun teks interaksi interpersonal lisan dan tulis sangat pendek dan sederhana yang melibatkan tindakan meminta perhatian, mengecek pemahaman, menghargai kinerja, serta meminta dan mengungkapkan pendapat, dan menanggapi dengan memperhatikan fungsi sosial, struktur teks, dan unsur kebahasaan yang benar dan sesuai konteks</p>	<ul style="list-style-type: none"> • Fungsi Sosial Menjaga hubungan interpersonal dengan guru dan teman • Struktur Teks <ul style="list-style-type: none"> - Memulai - Menanggapi (diharapkan/di luar dugaan) • Unsur Kebahasaan <ul style="list-style-type: none"> - Ungkapan a.l. <i>Excuse me, Is it clear?, Great, I think so.</i>, dsb. - Ucapan, tekanan kata, intonasi, ejaan, tanda baca, dan tulisan tangan • Topik Interaksi antara peserta didik dan guru di dalam dan di luar kelas yang melibatkan tindakan meminta perhatian, mengecek pemahaman, menghargai kinerja, meminta dan mengungkapkan pendapat yang dapat menumbuhkan perilaku yang termuat di KI 	<ul style="list-style-type: none"> - Menyimak, menirukan, dan memperagakan beberapa contoh percakapan, dengan ucapan dan tekanan kata yang benar - Mengidentifikasi ungkapan yang sedang dipelajari - Menanyakan hal-hal yang tidak diketahui atau yang berbeda - Menentukan ungkapan yang tepat secara lisan/tulis dari berbagai situasi lain yang serupa - Membiasakan menerapkan yang sedang dipelajari dalam interaksi dengan guru dan teman secara alami di dalam dan di luar kelas - Melakukan refleksi tentang proses dan hasil belajar
<p>3.2 Menerapkan fungsi sosial, struktur teks, dan unsur kebahasaan teks interaksi transaksional lisan dan tulis yang melibatkan tindakan memberi dan meminta</p>	<ul style="list-style-type: none"> • Fungsi sosial Menjelaskan, membanggakan, berjanji, mengajak, dan sebagainya • Struktur teks <ul style="list-style-type: none"> - Memulai 	<ul style="list-style-type: none"> - Menyimak, membaca, dan menirukan, guru membacakan beberapa teks pendek berisi kemampuan dan kemauan, dengan ucapan dan tekanan kata yang benar

Kompetensi Dasar	Materi Pembelajaran	Kegiatan Pembelajaran
<p>informasi terkait kemampuan dan kemauan, melakukan suatu tindakan, sesuai dengan konteks penggunaannya. (Perhatikan unsur kebahasaan <i>can, will</i>)</p> <p>4.2 Menyusun teks interaksi transaksional lisan dan tulis sangat pendek dan sederhana yang melibatkan tindakan memberi dan meminta informasi terkait kemampuan dan kemauan, melakukan suatu tindakan, dengan memperhatikan fungsi sosial, struktur teks, dan unsur kebahasaan yang benar dan sesuai konteks</p>	<ul style="list-style-type: none"> - Menanggapi (diharapkan/di luar dugaan) • Unsur kebahasaan <ul style="list-style-type: none"> - Ungkapan kemampuan dan kemauan yang sesuai, dengan modal: <i>can, will</i>. - Nomina singular dan plural dengan atau tanpa <i>a, the, this, those, my, their</i>, dsb. - Ucapan, tekanan kata, intonasi, ejaan, tanda baca, dan tulisan tangan • Topik <ul style="list-style-type: none"> Interaksi antara peserta didik di dalam dan di luar kelas yang melibatkan kemampuan dan kemauan melakukan tindakan yang dapat menumbuhkan perilaku yang termuat di KI 	<ul style="list-style-type: none"> - Menanyakan hal-hal yang tidak diketahui atau yang berbeda - Menentukan modal yang tepat untuk diisikan ke dalam kalimat-kalimat rumpang - Bertanya jawab dengan teman tentang kemampuan dan kemauan masing-masing untuk melakukan tindakan-tindakan tertentu - Memaparkan hasil temuannya dalam bentuk teks pendek tentang temannya dan mempresentasikan di kelompok lain diikuti tanya jawab - Melakukan refleksi tentang proses dan hasil belajarnya
<p>3.3 Menerapkan fungsi sosial, struktur teks, dan unsur kebahasaan teks interaksi transaksional lisan dan tulis yang melibatkan tindakan memberi dan meminta informasi terkait keharusan, larangan, dan himbauan, sesuai dengan konteks penggunaannya (Perhatikan unsur kebahasaan <i>must, should</i>)</p> <p>4.3 Menyusun teks interaksi transaksional lisan dan tulis sangat pendek dan sederhana yang melibatkan tindakan memberi dan</p>	<ul style="list-style-type: none"> • Fungsi sosial <ul style="list-style-type: none"> Menyuruh, melarang, dan menghimbau. • Struktur teks <ul style="list-style-type: none"> - Memulai - Menanggapi (diharapkan/di luar dugaan) • Unsur kebahasaan <ul style="list-style-type: none"> - Ungkapan keharusan, larangan, himbauan dengan modal <i>must, (don't) have to..., should</i>, - Nomina singular dan plural dengan atau tanpa <i>a, the, this, those, my, their</i>, dsb. - Ucapan, tekanan kata, intonasi, ejaan, tanda baca, dan tulisan tangan 	<ul style="list-style-type: none"> - Menyimak, membaca, dan menirukan, guru membacakan beberapa percakapan, dengan ucapan dan tekanan kata yang benar - Menanyakan hal-hal yang tidak diketahui atau yang berbeda - Menentukan modal yang tepat untuk diisikan ke dalam kalimat-kalimat rumpang - Diberikan beberapa kasus, bertanya jawab dengan teman tentang keharusan, larangan, himbauan melakukan tindakan-tindakan tertentu - Memaparkan hasil

Kompetensi Dasar	Materi Pembelajaran	Kegiatan Pembelajaran
<p>meminta informasi terkait keharusan, larangan, dan himbauan, dengan memperhatikan fungsi sosial, struktur teks, dan unsur kebahasaan yang benar dan sesuai konteks</p>	<ul style="list-style-type: none"> • Topik Interaksi antara peserta didik dan guru di dalam dan di luar kelas yang melibatkan keharusan, larangan, himbauan yang dapat menumbuhkan perilaku yang termuat di KI 	<p>temuannya dalam bentuk teks pendek tentang temannya dan mempresentasikan di kelompok lain diikuti tanya jawab</p> <ul style="list-style-type: none"> - Melakukan refleksi tentang proses dan hasil belajarnya
<p>3.4 Menerapkan fungsi sosial, struktur teks, dan unsur kebahasaan teks interaksi interpersonal lisan dan tulis yang melibatkan tindakan menyuruh, mengajak, meminta ijin, serta menanggapi, sesuai dengan konteks penggunaannya</p> <p>4.4 Menyusun teks interaksi interpersonal lisan dan tulis sangat pendek dan sederhana yang melibatkan tindakan menyuruh, mengajak, meminta ijin, dan menanggapi dengan memperhatikan fungsi sosial, struktur teks, dan unsur kebahasaan yang benar dan sesuai konteks</p>	<ul style="list-style-type: none"> • Fungsi sosial Menjaga hubungan interpersonal dengan guru dan teman. • Struktur teks <ul style="list-style-type: none"> - Memulai - Menanggapi (diharapkan/di luar dugaan) • Unsur Kebahasaan <ul style="list-style-type: none"> - Ungkapan a.l <i>let's ..., can you ..., would you like ..., may I, please.</i> - Nomina singular dan plural dengan atau tanpa <i>a, the, this, those, my, their, dsb.</i> - Ucapan, tekanan kata, intonasi, ejaan, tanda baca, dan tulisan tangan • Topik Interaksi antara guru dan peserta didik di dalam dan di luar kelas yang melibatkan tindakan menyuruh, mengajak, meminta ijin yang dapat menumbuhkan perilaku yang termuat di KI 	<ul style="list-style-type: none"> - Menyimak, menirukan, dan memperagakan beberapa contoh percakapan, dengan ucapan dan tekanan kata yang benar - Mengidentifikasi ungkapan yang sedang dipelajari - Menanyakan hal-hal yang tidak diketahui atau yang berbeda - Menentukan ungkapan yang tepat secara lisan/tulis dari berbagai situasi lain yang serupa - Membiasakan menerapkan yang sedang dipelajari dalam interaksi dengan guru dan teman secara alami di dalam dan di luar kelas - Melakukan refleksi tentang proses dan hasil belajar
<p>3.5 Membandingkan fungsi sosial, struktur teks, dan unsur kebahasaan beberapa teks khusus dalam bentuk <i>greeting card</i>,</p>	<ul style="list-style-type: none"> • Fungsi sosial Menjaga hubungan interpersonal dengan guru dan teman. • Struktur Teks 	<ul style="list-style-type: none"> - Mencermati dan menemukan perbedaan dan persamaan dari beberapa <i>greeting card</i> untuk hari spesial tertentu

Kompetensi Dasar	Materi Pembelajaran	Kegiatan Pembelajaran
<p>dengan memberi dan meminta informasi terkait dengan hari-hari spesial, sesuai dengan konteks penggunaannya</p> <p>4.5 Menyusun teks khusus dalam bentuk <i>greeting card</i>, sangat pendek dan sederhana, terkait hari-hari spesial dengan memperhatikan fungsi sosial, struktur teks, dan unsur kebahasaan, secara benar dan sesuai konteks</p>	<p>Teks <i>greeting card</i> dapat mencakup</p> <ul style="list-style-type: none"> - Identifikasi (nama peristiwa, hari istimewa) bersifat khusus - Ungkapan khusus yang relevan - Gambar, hiasan, komposisi warna <ul style="list-style-type: none"> • Unsur Kebahasaan <ul style="list-style-type: none"> - Ungkapan a.l. <i>Congratulations. Well done. Good job.</i>, dll. - Ucapan, tekanan kata, intonasi, ejaan, tanda baca, dan tulisan tangan • Topik <ul style="list-style-type: none"> Peristiwa, peringatan ulang tahun, naik kelas, kejuaraan dsb. yang dapat menumbuhkan perilaku yang termuat di KI 	<ul style="list-style-type: none"> - Mengidentifikasi dan menyebutkan ucapan selamat yang ada dengan ucapan dan tekanan kata yang benar - Mencermati dan menemukan perbedaan dan persamaan dari beberapa <i>greeting card</i> untuk event lain - Mengidentifikasi perbedaan dan persamaan, dan memberikan penilaiannya - Membuat <i>greeting card</i> terkait hari istimewa yang relevan dengan peserta didik saat itu. - Melakukan refleksi tentang proses dan hasil belajarnya
<p>3.6 Menerapkan fungsi sosial, struktur teks, dan unsur kebahasaan teks interaksi transaksional lisan dan tulis yang melibatkan tindakan memberi dan meminta informasi terkait keberadaan orang, benda, binatang, sesuai dengan konteks penggunaannya. (Perhatikan unsur kebahasaan <i>there is/are</i>)</p> <p>4.6 Menyusun teks interaksi transaksional lisan dan tulis sangat pendek dan sederhana yang melibatkan tindakan memberi dan meminta informasi terkait keberadaan</p>	<ul style="list-style-type: none"> • Fungsi sosial <ul style="list-style-type: none"> Menyebutkan, mendeskripsikan, membuat inventaris, dan sebagainya. • Struktur teks <ul style="list-style-type: none"> - Memulai - Menanggapi (diharapkan/di luar dugaan) • Unsur Kebahasaan <ul style="list-style-type: none"> - Ungkapan dengan <i>There is/are</i> - Kata jumlah yang tidak tertentu: <i>little, few, some, many, much, a lot (of)</i>. - Frasa kata depan: <i>in, on, under, in front of, below, above</i>, dan lain lain. - Ucapan, tekanan kata, intonasi, ejaan, tanda baca, dan tulisan tangan 	<ul style="list-style-type: none"> - Menyimak dan menirukan guru menanyakan dan menyebutkan keberadaan orang, benda, binatang di rumah, sekolah, dan sekitarnya, dengan tata bahasa, ucapan dan tekanan kata yang benar - Mencermati beberapa teks pendek tentang situasi suatu tempat dengan menyebutkan keberadaan orang, benda, binatang dan jumlahnya untuk kemudian membaca dengan ucapan dan tekanan kata yang benar - Mengisikan dengan ungkapan jumlah yang

Kompetensi Dasar	Materi Pembelajaran	Kegiatan Pembelajaran
<p>orang, benda, binatang, dengan memperhatikan fungsi sosial, struktur teks, dan unsur kebahasaan yang benar dan sesuai konteks</p>	<ul style="list-style-type: none"> • Topik Keberadaan orang, binatang, benda, di kelas, sekolah, rumah, dan sekitarnya yang dapat menumbuhkan perilaku yang termuat di KI 	<p>tepat pada kalimat-kalimat rumpang</p> <ul style="list-style-type: none"> - Membuat teks pendek untuk mendeskripsikan rumah masing-masing dan sekitarnya dengan menyebutkan keberadaan orang, benda, binatang dan jumlahnya, dengan ejaan dan tanda baca yang benar - Mempresentasikan di kelompok lain dan bertanya jawab tentang isi teks - Melakukan refleksi tentang proses dan hasil belajarnya
<p>3.7 Menerapkan fungsi sosial, struktur teks, dan unsur kebahasaan teks interaksi transaksional lisan dan tulis yang melibatkan tindakan memberi dan meminta informasi terkait keadaan/tindakan/kegiatan/kejadian yang dilakukan/terjadi secara rutin atau merupakan kebenaran umum, sesuai dengan konteks penggunaannya. (Perhatikan unsur kebahasaan simple present tense)</p> <p>4.7 Menyusun teks interaksi transaksional lisan dan tulis sangat pendek dan sederhana yang melibatkan tindakan memberi dan meminta informasi terkait keadaan/</p>	<ul style="list-style-type: none"> • Fungsi sosial Menjelaskan, mendeskripsikan • Struktur teks <ul style="list-style-type: none"> - Memulai - Menanggapi (diharapkan/di luar dugaan) • Unsur kebahasaan <ul style="list-style-type: none"> - Kalimat deklaratif dan interogatif dalam <i>Simple Present Tense</i>. - Adverbia: <i>always, often, sometimes, never, usually, every</i> - Nomina singular dan plural dengan atau tanpa <i>a, the, this, those, my, their</i>, dsb. - Ucapan, tekanan kata, intonasi, ejaan, tanda baca, dan tulisan tangan • Topik Kegiatan/kejadian sehari-hari dan kebenaran umum yang dapat menumbuhkan perilaku 	<ul style="list-style-type: none"> - Menyimak dan menirukan guru membacakan teks-teks pendek dan sederhana tentang kejadian rutin yang merupakan kebenaran umum yang sangat dikenal peserta didik, dengan ucapan dan tekanan kata yang benar - Mengidentifikasi ungkapan-ungkapan yang menunjukkan kejadian rutin dalam teks - Menanyakan tentang kejadian rutin yang serupa dengan yang disebutkan dalam teks pada konteks lain - Bertanya jawab tentang kegiatan rutin yang biasa, sering, kadang-kadang, biasanya, tidak pernah mereka lakukan sebagai anggota keluarga dan remaja sekolah menengah

Kompetensi Dasar	Materi Pembelajaran	Kegiatan Pembelajaran
<p>ndakan/ kegiatan/ kejadian yang dilakukan/ terjadi secara rutin atau merupakan kebenaran umum, dengan memperhatikan fungsi sosial, struktur teks dan unsur kebahasaan yang benar dan sesuai konteks</p>	<p>yang termuat di KI</p>	<ul style="list-style-type: none"> - Mengumpulkan informasi tentang hal-hal yang biasa, sering, kadang-kadang, biasanya dilakukan di keluarganya untuk membuat teks-teks pendek dan sederhana - Saling menyimak dan bertanya jawab tentang teks masing-masing dengan teman-temannya - Melakukan refleksi tentang proses dan hasil belajarnya
<p>3.8 Menerapkan fungsi sosial, struktur teks, dan unsur kebahasaan teks interaksi transaksional lisan dan tulis yang melibatkan tindakan memberi dan meminta informasi terkait keadaan/tindakan/kegiatan/kejadian yang sedang dilakukan/ berlangsung saat diucapkan, sesuai dengan konteks penggunaannya. (Perhatikan unsur kebahasaan present continuous tense)</p> <p>4.8 Menyusun teks interaksi transaksional lisan dan tulis sangat pendek dan sederhana yang melibatkan tindakan memberi dan meminta informasi terkait keadaan/tindakan/kegiatan/kejadian yang sedang dilakukan/</p>	<ul style="list-style-type: none"> • Fungsi sosial Menjelaskan, mendeskripsikan • Struktur teks <ul style="list-style-type: none"> - Memulai - Menanggapi (diharapkan/di luar dugaan) • Unsur kebahasaan <ul style="list-style-type: none"> - Kalimat deklaratif dan interogatif dalam <i>Present Continuous Tense</i> - Adverbia: <i>now</i> - Nomina singular dan plural dengan atau tanpa <i>a, the, this, those, my, their, dsb.</i> - Ucapan, tekanan kata, intonasi, ejaan, tanda baca, dan tulisan tangan • Topik Kegiatan dan kejadian yang sedang berlangsung di rumah, sekolah dan sekitarnya yang dapat menumbuhkan perilaku yang termuat di KI 	<ul style="list-style-type: none"> - Menyimak dan menirukan guru menyebutkan tindakan, kegiatan yang sedang dilakukan di kelas, sekolah, dan rumah pada saat diucapkan, dengan ucapan dan tekanan kata yang benar - Mengidentifikasi ungkapan-ungkapan yang menunjukkan kejadian yang sedang terjadi - Bertanya jawab untuk mengetahui tindakan, kegiatan yang sedang dilakukan oleh anggota keluarga mereka - Menyebutkan tindakan, kegiatan yang sedang dilakukan yang tampak pada tampilan visual (a.l. gambar, video) - Membuat teks pendek berdasarkan tampilan visual lainnya - Saling menyimak dan bertanya jawab tentang teks masing-masing


Kompetensi Dasar	Materi Pembelajaran	Kegiatan Pembelajaran
berlangsung saat diucapkan, dengan memperhatikan fungsi sosial, struktur teks, dan unsur kebahasaan yang benar dan sesuai konteks		dengan teman-temannya - Melakukan refleksi tentang proses dan hasil belajarnya
<p>3.9 Menerapkan fungsi sosial, struktur teks, dan unsur kebahasaan teks interaksi transaksional lisan dan tulis yang melibatkan tindakan memberi dan meminta informasi terkait perbandingan jumlah dan sifat orang, binatang, benda, sesuai dengan konteks penggunaannya (Perhatikan unsur kebahasaan <i>degree of comparison</i>)</p> <p>4.9 Menyusun teks interaksi transaksional lisan dan tulis sangat pendek dan sederhana yang melibatkan tindakan memberi dan meminta informasi terkait perbandingan jumlah dan sifat orang, binatang, benda, dengan memperhatikan fungsi sosial, struktur teks, dan unsur kebahasaan yang benar dan sesuai konteks</p>	<ul style="list-style-type: none"> • Fungsi sosial Mengidentifikasi, mengenalkan, memuji, mengkritik, mengagumi. • Struktur teks <ul style="list-style-type: none"> - Memulai - Menanggapi (diharapkan/di luar dugaan) • Unsur kebahasaan <ul style="list-style-type: none"> - Kalimat perbandingan positif, komparatif dan superlatif dengan: <i>as ... as, -er, -est, more ..., the most ...</i> - Perbandingan jumlah: <i>more, fewer, less</i> - Nomina singular dan plural dengan atau tanpa <i>a, the, this, those, my, their, dsb.</i> - Ucapan, tekanan kata, intonasi, ejaan, tanda baca, dan tulisan tangan • Topik Perbandingan orang, benda, binatang di kelas, sekolah, rumah, dan sekitarnya yang dapat menumbuhkan perilaku yang termuat di KI 	<ul style="list-style-type: none"> - Menyimak dan menirukan guru membaca interaksi yang menggambarkan perbandingan jumlah dan sifat orang, benda, binatang, dengan ucapan dan tekanan kata yang benar - Menjawab pertanyaan dengan menggunakan informasi yang terdapat dalam teks, secara lisan. - Mendeskripsikan perbandingan jumlah dan sifat orang, benda, binatang yang tampak dalam dua gambar yang berbeda - Bertanya jawab untuk membandingkan orang, benda, binatang yang mereka ketahui di rumah, sekolah dan sekitarnya - Membuat beberapa teks pendek dan sederhana membandingkan orang, benda, binatang yang mereka ketahui - Saling menyimak dan bertanya jawab tentang teks masing-masing dengan teman-temannya - Melakukan refleksi tentang proses dan hasil belajarnya
3.10 Menerapkan fungsi	• Fungsi sosial	- Membaca dan

Kompetensi Dasar	Materi Pembelajaran	Kegiatan Pembelajaran
<p>sosial, struktur teks, dan unsur kebahasaan teks interaksi transaksional lisan dan tulis yang melibatkan tindakan memberi dan meminta informasi terkait keadaan/ tindakan/ kegiatan/ kejadian yang dilakukan/terjadi, rutin maupun tidak rutin, atau menjadi kebenaran umum di waktu lampau, sesuai dengan konteks penggunaannya. (Perhatikan unsur kebahasaan simple past tense)</p> <p>4.10 Menyusun teks interaksi transaksional lisan dan tulis sangat pendek dan sederhana yang melibatkan tindakan memberi dan meminta informasi terkait keadaan/ tindakan/kegiatan/ kejadian yang dilakukan/terjadi, rutin maupun tidak rutin, atau menjadi kebenaran umum di waktu lampau, dengan memperhatikan fungsi sosial, struktur teks, dan unsur kebahasaan yang benar dan sesuai konteks</p>	<p>Melaporkan, menceritakan, menjelaskan kejadian yang dilakukan/terjadi, di waktu lampau.</p> <ul style="list-style-type: none"> • Struktur teks <ul style="list-style-type: none"> - Memulai - Menanggapi (diharapkan/di luar dugaan) • Unsur kebahasaan <ul style="list-style-type: none"> - Kalimat deklaratif dan interogatif dalam bentuk <i>Simple Past Tense</i> - Nomina singular dan plural dengan atau tanpa <i>a, the, this, those, my, their</i>, dsb. - Ucapan, tekanan kata, intonasi, ejaan, tanda baca, dan tulisan tangan • Topik <p>Kegiatan, tindakan yang (rutin) terjadi di masa lalu di sekolah, rumah, dan sekitarnya yang dapat menumbuhkan perilaku yang termuat di KI</p> 	<p>mencermati teks-teks pendek dan sederhana tentang beberapa kejadian, kegiatan yang terjadi di masa lampau</p> <ul style="list-style-type: none"> - Melengkapi kalimat dengan jawaban berupa ungkapan-ungkapan yang diambil teks, dengan ejaan dan tanda baca yang benar - Bertanya jawab tentang kegiatan/peristiwa di waktu lampau yang mereka dan anggota keluarga atau temannya alami - Mengumpulkan informasi tentang beberapa peristiwa atau kegiatan di waktu lampau untuk membuat teks-teks pendek dan sederhana - Saling mempresentasikan, menyimak dan bertanya jawab tentang teks masing-masing dengan teman-temannya, secara lisan, dengan ucapan dan tekanan kata yang benar - Melakukan refleksi tentang proses dan hasil belajarnya

Kompetensi Dasar	Materi Pembelajaran	Kegiatan Pembelajaran
<p>3.11 Membandingkan fungsi sosial, struktur teks, dan unsur kebahasaan beberapa teks personal recount lisan dan tulis dengan memberi dan meminta informasi terkait pengalaman pribadi di waktu lampau, pendek dan sederhana, sesuai dengan konteks penggunaannya</p> <p>4.11. Teks recount</p> <p>4.11.1 Menangkap makna secara kontekstual terkait fungsi sosial, struktur teks, dan unsur kebahasaan teks recount lisan dan tulis, sangat pendek dan sederhana, terkait pengalaman pribadi di waktu lampau (<i>personal recount</i>)</p> <p>4.11.2 Menyusun teks recount lisan dan tulis, sangat pendek dan sederhana, terkait pengalaman pribadi di waktu lampau (<i>personal recount</i>), dengan memperhatikan fungsi sosial, struktur teks, dan unsur kebahasaan, secara benar dan sesuai konteks</p>	<ul style="list-style-type: none"> • Fungsi sosial Melaporkan, mengambil teladan, membanggakan • Struktur teks Dapat mencakup <ul style="list-style-type: none"> - orientasi - urutan kejadian/kegiatan - orientasi ulang • Unsur kebahasaan <ul style="list-style-type: none"> - Kalimat deklaratif dan interogatif dalam <i>Simple Past tense</i> - Adverbia dan frasa preposisional penunjuk waktu: <i>yesterday, last month, an hour ago</i>, dan sebagainya. - Adverbia penghubung waktu: <i>first, then, after that, before, at last, finally</i>, dan sebagainya. - Nomina singular dan plural dengan atau tanpa <i>a, the, this, those, my, their</i>, dsb. - Ucapan, tekanan kata, intonasi, ejaan, tanda baca, dan tulisan tangan • Topik Peristiwa, pengalaman yang terjadi di sekolah, rumah, dan yang dapat menumbuhkan perilaku yang termuat di KI 	<ul style="list-style-type: none"> - Menyimak guru membaca beberapa teks <i>recount</i> tentang pengalaman pribadi seseorang - Bertanya jawab tentang kejadian, kegiatan yang dialami secara kronologis - Menggunakan bagan alir untuk mempelajari alur cerita - Didektekan guru, menuliskan teks-teks pendek tersebut dengan tulisan tangan. - Melengkapi ringkasan pengalaman tsb. dengan kalimat-kalimat yang diambil teks, dengan ejaan dan tanda baca yang benar - Mengumpulkan informasi tentang pengalaman pribadi di waktu lampau untuk membuat teks-teks pendek dan sederhana - Saling mempresentasikan, menyimak dan bertanya jawab tentang teks masing-masing dengan teman-temannya, secara lisan, dengan ucapan dan tekanan kata yang benar - Melakukan refleksi tentang proses dan hasil belajarnya
<p>3.12 Membandingkan fungsi sosial, struktur teks, dan unsur kebahasaan beberapa teks</p>	<ul style="list-style-type: none"> • Fungsi sosial Memberi informasi tindakan dilaksanakan sesuai yang diharapkan. 	<ul style="list-style-type: none"> - Membaca dengan suara lantang setiap pengumuman/ pemberitahuan, dengan ucapan dan tekanan

Kompetensi Dasar	Materi Pembelajaran	Kegiatan Pembelajaran
<p>khusus dalam bentuk pesan singkat dan pengumuman/pemberitahuan (<i>notice</i>), dengan memberi dan meminta informasi terkait kegiatan sekolah, sesuai dengan konteks penggunaannya</p> <p>4.12. Teks pesan singkat dan pengumuman/pemberitahuan (<i>notice</i>)</p> <p>4.12.1 Menangkap makna secara kontekstual terkait dengan fungsi sosial, struktur teks, dan unsur kebahasaan pesan singkat dan pengumuman/pemberitahuan (<i>notice</i>) lisan dan tulis, sangat pendek dan sederhana, terkait kegiatan sekolah</p> <p>4.12.2 Menyusun teks khusus dalam bentuk pesan singkat dan pengumuman/pemberitahuan (<i>notice</i>), sangat pendek dan sederhana, terkait kegiatan sekolah, dengan memperhatikan fungsi sosial, struktur teks, dan unsur kebahasaan, secara benar dan sesuai konteks</p>	<ul style="list-style-type: none"> • Struktur text Dapat mencakup: <ul style="list-style-type: none"> - Judul atau tujuan pengumuman - Informasi rinci yang diumumkan • Unsur kebahasaan <ul style="list-style-type: none"> - Ungkapan-ungkapan yang lazim digunakan dalam pengumuman yang berbeda-beda - Nomina singular dan plural dengan atau tanpa <i>a, the, this, those, my, their</i>, dsb. - Ucapan, tekanan kata, intonasi, ejaan, tanda baca, dan tulisan tangan • Topik Kegiatan, kejadian, peristiwa, dan hal penting bagi peserta didik dan guru yang dapat menumbuhkan perilaku yang termuat di KI • Multimedia Layout dan dekorasi yang membuat tampilan teks lebih menarik. 	<p>kata yang benar</p> <ul style="list-style-type: none"> - Menyimak untuk menemukan perbedaan dan persamaan dari beberapa pengumuman/pemberitahuan pendek dan sederhana, dengan menggunakan tabel analisis - Mempelajari contoh dan kemudian mempresentasikan hasil analisis tersebut di atas secara lisan, dengan ucapan dan tekanan kata yang benar - Membuat pengumuman/pemberitahuan yang lazim dibuat di kelas dan sekolah, untuk kemudian ditempel di dinding kelas - Melakukan refleksi tentang proses dan hasil belajarnya
<p>3.13 Menafsirkan fungsi sosial dan unsur</p>	<ul style="list-style-type: none"> • Fungsi sosial Mengembangkan nilai-nilai 	<ul style="list-style-type: none"> - Membaca, menyimak, dan menirukan lirik

Kompetensi Dasar	Materi Pembelajaran	Kegiatan Pembelajaran
kebahasaan dalam lirik lagu terkait kehidupan remaja SMP/MTs 4.13 Menangkap makna secara kontekstual terkait dengan fungsi sosial dan unsur kebahasaan lirik lagu terkait kehidupan remaja SMP/MTs	kehidupan dan karakter yang positif • Unsur kebahasaan - Kosakata dan tata bahasa dalam lirik lagu - Ucapan, tekanan kata, intonasi, ejaan, tanda baca, dan tulisan tangan • Topik Hal-hal yang dapat memberikan keteladanan dan menumbuhkan perilaku yang termuat di KI.	lagu secara lisan - Menanyakan hal-hal yang tidak diketahui atau berbeda - Menyebutkan pesan yang terkait dengan bagian-bagian tertentu - Melakukan refleksi tentang proses dan hasil belajarnya



There Is and There Are

Meeting 1

READING

Observing



Activity 1 : **Look and follow the teacher read the text below**

My Classroom

I learn in 8.5 class. In my classroom there are about 35 tables and chairs arranged well. In front of tables and chairs, there are two large whiteboards. Above the whiteboard, there is pair of photos of president and pancasila symbol. Beside the photo, there are also so many hero pictures. At the corner of my classroom there is a teacher's desk which is covered with blue tablecloth. On the teacher's desk, there is a beautiful flower vase.







Activity 2 : **The following sentences are from the above text,**


Read it carefully!

- ✓ There are two large whiteboards
- ✓ There is pair of photo
- ✓ There are also so many heroes' pictures.
- ✓ There is a teacher's desk
- ✓ There is a beautiful flower vase

Look at the picture carefully!

	SINGULAR	PLURAL
AFFIRMATIVE	 <p><u>There is</u> a rabbit in the hat</p>	 <p><u>There are</u> five rabbits in the hat</p>
NEGATIVE	 <p><u>There isn't</u> a hamster in the cage</p>	 <p><u>There aren't</u> five birds in the cage</p>

Questioning

**Activity 3 : Read the text carefully !**

Short Answer

Yes, there is / No there isn't

Yes, there are / No there aren't


After observing the text above, you are given a chance to ask a question.

Examples:

✚ Is there any difference between using there is and there are ?

**WRITING****Collecting Information**

Activity 4 : Look at the picture below and complete the sentence by using there is/ there are or there isn't/ there aren't ..



1. a car on the road in Picture A
2. a big tree in Picture A
3. two big tree in Picture B
4. a young girl in Picture B
5. balloons in picture A
6. a house in Picture B
7. two butterfly in picture

Activity 5 : Read them carefully and correct the mistakes

1. There are a library around the corner.
2. There is two birds on the tree.

3. There is a lot of students at the conference.
4. There are some cake on the table.
5. There are two tomatoes on the plate.
6. There are a book in the room
7. There is an apples on the plate.



Activity 6

Associating



Work in pairs, make a simple dialogue by using there is/ there are.



SPEAKING

Communicating



Activity 6 : Practice your dialogue with your partner in front of the class.

“Doing the best at this moment puts you in the best place for the next moment”

Neutral Quantifier

Meeting 2

READING

Observing



Activity 1 : There was a disaster in Gowa. Firman and his friends are collecting some items to donate to the victims of the disaster. Read the dialogue.

- Firman : look! We have **a lot of** rice
- Zela : and we have **a lot of** sugar and cooking oil
- Irma : but we don't have **many** blankets.
- Firman : we don't have **much** milk for the babies
- Salma : we don't have **many** clothes.

Activity 2 : Look at the pictures and read the sentences below.



There is not **much** tea



there is **a lot of** tea



There are not **many** apples



there are **a lot of** apples

Questioning



Activity 3 : **After observing the text above, you are given a chance to ask a question.**

Examples:

Is there any difference between a lot of, many and much ?

Collecting Information



Activity 4 : **Read them carefully**

amount of

UNIVERSITAS ISLAM NEGERI
ALAUDDIN
M A K A S S A R

WRITING

Activity 5 : Fill in the blanks with much, many, or a lot of.

1. Herman hasn'tmoney.
2. There isgold in the bag.
3. Are thereapples on the tree?
4. Subaedah spendsmoney at the shops.
5. There aren't car on the street.
6. Have you gotbread in the cupboard?
7. Are therechildren on the beach?

Activity 6 : Work in pair. Look at the pictures. Ask and answer.

Example :

A : How much tea do you have ?

B : I have a glass of tea.



(1)



(2)

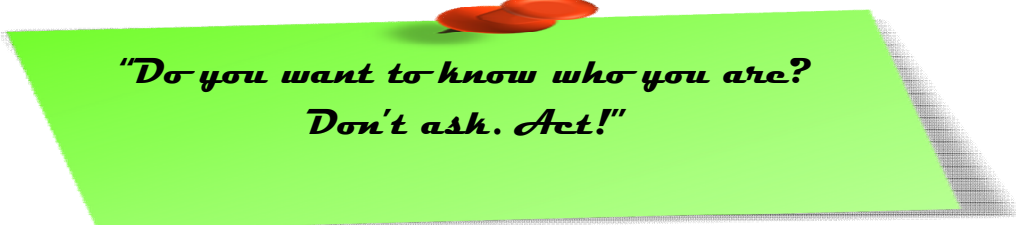


(3)



(4)





*"Do you want to know who you are?
Don't ask. Act!"*



UNIVERSITAS ISLAM NEGERI
ALAUDDIN
M A K A S S A R

WRITING

Meeting 3

Associating



Activity 1 : Work in pair. Look around your school. write down at least 10 things you can find. Use a lot of, much, many, to describe them.



Example : 1. Three : There are many three around my school.

2. Chair :

Activity 2 : make a short dialogue about advertisement and using there is, there are, much, and many.

Example :

FOR SALE !

There is a House at belimbing street,
There are a living room, a dining room,
a kitchen, and two bathroom.

Contact : 0845637827



SPEAKING

Communicating

**Activity 3 : Every single group show their advertisement in front of the class.**

"Rich people have a small TVs and big libraries and poor people have small libraries and big TVs."

UNIVERSITAS ISLAM NEGERI
ALAUDDIN
M A K A S S A R

Preposition

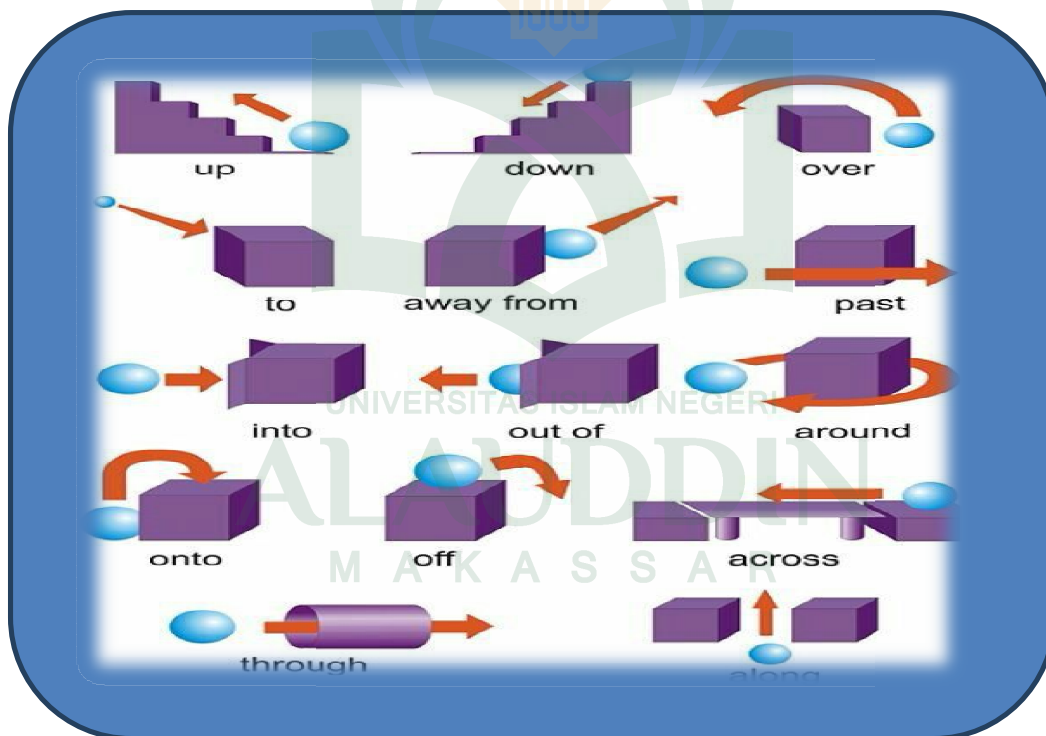
Meeting 4

READING

Observing



Activity 1 : Look at the picture showing about preposition



Questioning



Activity 2 : The Students ask about the function of preposition on the picture .

WRITING



Collecting Information

Activity 3 : Write down minimally 3 prepositions based on the picture and put it in a sentence.

Example

1. I always jogging around the field

Associating



Activity 4 : Teacher divide students in some group and every single group make a simple map about their town in the big paper.



Communicating

Activity 5 : Present your map in front of the classroom!

"Rich people have a small TVs and big libraries and poor people have small libraries and big TVs."

GLOSSARY

Poor : Miskin

Town : Kota

Showing : Menunjukkan

Hero : Pahlawan

Advertisement : Iklan

Blanket : Selimut

Act : Tindakan

Bathroom : Kamar Mandi

Answer : Jawaban

Around : Sekitar

Cupboard : Lemari

Carefully : Dengan hati-hati

Moment : Peristiwa

Donate : Donasi

Pair : Pasangan

Spend : Menghabiskan

UNIVERSITAS ISLAM NEGERI
ALAUDDIN
 MAKASSAR

APPENDIX 7

DOCUMENTATION



Implementation product at the class room



Implementation product at the class room



Distributed student questionnaire



Distributed student questionnaire

CURRICULUM VITAE



Nur Ilmiah , the writer, was born on Februari 10st, 1995 in Pangkep, South Sulawesi. She has one brother. She is the last child of Muh. Ridwan and St. Hajrah.

In 2001, she started her education SDN 14 Bonto-bonto and graduated in 2007. She continued her study in SMPN 1 Ma'rang and graduated in 2010. In the same year, she continued her study in the same institution for her Senior High School, MAN Pangkep and graduated in 2013.

In following years, she continued her study at State Islamic University (UIN) Alauddin Makassar 2013-2017. Besides a student at the University, she also actives in extra organization such as UKM LDK Al-Jami.', IPPM Pangkep (Ikatan Pemuda Pelajar Mahasiswa), and in social community YOT (Young On Top) Makassar.

UNIVERSITAS ISLAM NEGERI
ALAUDDIN
M A K A S S A R