

**MATERIAL DEVELOPMENT FOR BASIC COMPETENCES 3.7 AND 4.7
OF THE 2013 ENGLISH SYLLABUS FOR THE EIGHTH GRADE AT
JUNIOR HIGH SCHOOL 02 SUNGGUMINASA, GOWA**



A Thesis

**Submitted in Partial Fulfillment of the Requirements for the Degree of
Sarjana Pendidikan in English Education Department of
Tarbiyah and Teaching Science Faculty of
UIN Alauddin Makassar**

By:

HUSNI MUBARAK

Reg. Number: 2040113060

**ENGLISH EDUCATION DEPARTMENT
TARBIYAH AND TEACHING SCIENCE FACULTY
ALAUDDIN STATE ISLAMIC UNIVERSITY
MAKASSAR**

2017



UNIVERSITAS ISLAM NEGERI
ALAUDDIN
M A K A S S A R

PERNYATAAN KEASLIAN SKRIPSI

Mahasiswa(i) yang bertandatangan di bawah ini:

Nama : Husni Mubarak
NIM : 20400113060
Tempat/Tgl. Lahir : Talaka, 02 Desember 1995
Jurusan : Pendidikan Bahasa Inggris
Fakultas : Tarbiyah dan Keguruan
Alamat : Jl. Kapasa Raya, Daya
Judul : "Material Development of Simple Present Tense Based On The 2013 English Subject Syllabus At The Eighth Grade On Junior High School 02 Sungguminasa, Gowa".

Menyatakan dengan sesungguhnya dan penuh kesadaran bahwa skripsi ini benar adalah hasil karya sendiri. Jika dikemudian hari terbukti bahwa skripsi ini merupakan duplikat, tiruan, plagiat, atau dibuat oleh orang lain, sebagian atau seluruhnya, maka skripsi dan gelar yang diperoleh karenanya batal demi hukum.

Makassar, Agustus 2017

Penyusung



Husni Mubarak
NIM. 20400113060

UNIVERSITAS ISLAM NEGERI
ALAUDDIN
MAKASSAR

PERNYATAAN KEASLIAN SKRIPSI

Mahasiswa(i) yang bertandatangan di bawah ini:

Nama : Husni Mubarak
NIM : 20400113060
Tempat/Tgl. Lahir : Talaka, 02 Desember 1995
Jurusan : Pendidikan Bahasa Inggris
Fakultas : Tarbiyah dan Keguruan
Alamat : Jl. Kapasa Raya, Daya
Judul : “Material Development of Simple Present Tense Based On The 2013 English Subject Syllabus At The Eighth Grade On Junior High School 02 Sungguminasa, Gowa”.

Menyatakan dengan sesungguhnya dan penuh kesadaran bahwa skripsi ini benar adalah hasil karya sendiri. Jika dikemudian hari terbukti bahwa skripsi ini merupakan duplikat, tiruan, plagiat, atau dibuat oleh orang lain, sebagian atau seluruhnya, maka skripsi dan gelar yang diperoleh karenanya batal demi hukum.

Makassar, Agustus 2017

Penyusun,

UNIVERSITAS ISLAM NEGERI
ALAUDDIN
M A K A S S A R
Husni Mubarak
NIM. 20400113060


PERSETUJUAN PEMBIMBING


Pembimbing penulisan skripsi saudara **Husni Mubarak**, NIM: 20400113060 mahasiswa Jurusan Pendidikan Bahasa Inggris pada Fakultas Tarbiyah dan Keguruan UIN Alauddin Makassar, setelah meneliti dan mengoreksi secara seksama skripsi yang bersangkutan dengan judul "*Developing Simple Present Tense Materials Dealing with 2013 Curriculum of The Eighth Grade on SMPN 2 Sungguminasa, Gowa*" memandang bahwa skripsi tersebut telah memenuhi syarat-syarat ilmiah dan dapat disetujui ke sidang munaqasah.

Makassar, Juli 2017

Pembimbing I

Pembimbing II


Dr. Hj. Djuwairiah Ahmad, M.Pd., M.TESOL
NIP.19700619 199403 2 001


Sitti Nurpahmi, S.Pd., M.Pd.
NIP. 19740308 200901 2 003

PERSETUJUAN PEMBIMBING

Pembimbing penulisan skripsi saudara **Husni Mubarak**, NIM: **20400113060** mahasiswa Jurusan Pendidikan Bahasa Inggris pada Fakultas Tarbiyah dan Keguruan UIN Alauddin Makassar, setelah meneliti dan mengoreksi secara seksama skripsi yang bersangkutan dengan judul **“Material Development Of Simple Present Tense Based On The 2013 English Subject Syllabus At The Eighth Grade On Junior High School 02 Sungguminasa, Gowa”** memandang bahwa skripsi tersebut telah memenuhi syarat-syarat ilmiah dan dapat disetujui ke sidang munaqasah.

Makassar, Agustus 2017

Pembimbing I

Pembimbing II

Dr. Hj. Djuwairiah Ahmad, M.Pd., M.TESOL
NIP.19700619 199403 2 001

Sitti Nurpahmi, S.Pd.,M.Pd.
NIP. 19740308 200901 2 003

PENGESAHAN SKRIPSI

Skripsi yang berjudul "Material Development for Basic Competences 3.7 and 4.7 of The 2013 English Syllabus for The Eighth Grade At Junior High School 02 Sungguminasa, Gowa", yang disusun oleh Husni Mubarak, NIM: 20400113060 mahasiswa jurusan pendidikan bahasa Inggris pada fakultas Tarbiyah dan Keguruan UIN Alauddin Makassar, telah diuji dan dipertahankan dalam sidang munaqasyah yang diselenggarakan pada hari Kamis, 24 Agustus 2017 bertepatan dengan 02 Dzulhijjah 1438 H dan dinyatakan dapat diterima sebagai salah satu syarat untuk mendapatkan gelar sarjana pendidikan (S. Pd.) pada fakultas Tarbiyah dan Keguruan program studi pendidikan bahasa Inggris dengan beberapa perbaikan.

Samata, 24 Agustus 2017 M
02 Dzulhijjah 1438 H

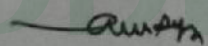
Dewan Penguji

(SK Dengan No. 1775 Tertanggal 18 Agustus 2017)

| | | |
|---------------|---|---------|
| Ketua | : Dr. Kamsinah, M. Pd. I | (.....) |
| Sekretaris | : Sitti Nurpahmi, S. Pd., M. Pd | (.....) |
| Munaqisy I | : Dra. St. Azisah, M. Pd. St., Ph. D | (.....) |
| Munaqisy II | : Dr. H. Abd. Muis Said, M. Ed. TESOL | (.....) |
| Pembimbing I | : Dr. Hj Djuwairiah Ahmad, M. Pd., M. TESOL | (.....) |
| Pembimbing II | : Sitti Nurpahmi, S. Pd., M. Pd | (.....) |

Diketahui oleh:


Dekan Fakultas Tarbiyah dan Keguruan
UIN Alauddin Makassar //


Dr. H. Muhammad Amri, Lc., M. Ag
NIP.197301202003121001

6. All of the lecturers of Tarbiyah and Teaching Science Faculty of Alauddin State Islamic University of Makassar for their guidance during his study.
7. The Headmaster and the English Teacher of Eight Grade SMP 2 Sungguminasa, Musdalifah, S.Pd. Thank you for your good respond to this research.
8. The Eighth Grade students of SMPN 2 Sungguminasa, Gowa who has already supported the writer on his research. Thank you for your great cooperation.
9. The researcher's team in this project, **Nur Ilmiah, Rezki Amaliah, Fadilla Syam, Asyrah, and Raodatul Jannah** for their support and assistance during the accomplishing of this thesis.
10. Special thanks to my beloved friends, Asyrah, Tajirah Umajjah, Hawariya, and the researcher's classmates in English Education Department, PBI 3 and 4 in Academic Year 2013 who have supported me during the accomplishment of this research.
11. All of the people around the writer's life who could not be mentioned one by one who have given big inspiration, motivation, spirit and do'a.

It is believed that the writing of this thesis is far from perfect. Remaining errors are the writer's own. Therefore, constructive criticisms and suggestions will highly be appreciated. May all our/the efforts are blessed by Allah SWT. *Aamiin.*

Makassar, Agustus 2017
The researcher,



HUSNI MUBARAK
NIM: 20400113044

ACKNOWLEDGMENT




Alhamdulillah Rabbil Alamin, praises and gratitude may be delivered to Allah SWT, who has given the blessing, health, opportunity, and inspiration to terminate this thesis. Also, salam and sholawat to the prophet Muhammad SAW who has guided muslim from the darkness to the lightness and brought us from the stupidity to the cleverness era.

It is believed that this writing could not be accomplished without any assistance and guidance from other people. Hence, the writer would like to express his deepest thanks to the following people:

1. Beloved parents, **Saharuddin Aliand Isnaeni** who always love, pray, motivate and support the researcher for all of their life. The greatest persons in researcher's heart ever.
2. **Prof. Dr. Musafir Pababbari, M.Si.** The Rector of Islamic State University of Alauddin Makassar for his advice during his studying at the university.
3. **Dr. H. Muhammad Amri, Lc., M.Ag.** The Dean of Tarbiyah and Teaching Science Faculty for advice and motivation.
4. **Dr. Kamsinah, M.Pd.L., and Sitti Nurpahmi, S.Pd., M.Pd.,** The Head and the Secretary of English Department of Tarbiyah and Teaching Science Faculty of Alauddin State Islamic University (UIN) Makassar and all of the staffs.
5. The researcher's consultants, **Dr. Hj. Djuwairiah Ahmad, M.Pd., M.TESOL,** and **Sitti Nurpahmi, S.Pd., M.Pd.** who have helped, guided, and supported the writer during the accomplishing of this thesis.


LIST OF FIGURES AND TABLES

| | Page |
|---|------|
| FIGURE 1. Theoretical Framework | 15 |
| FIGURE 2. The ADDIE's Model..... | 20 |
| TABLE 3.1 Result of Questionnaire Part A | 26 |
| TABLE 3.2 Result of Questionnaire Part B | 28 |
| TABLE 3.3 Result of Questionnaire Part C | 30 |



LIST OF APPENDIXES

| | Page |
|--|-------------|
| APPENDIX 1. Questionnaire | 57 |
| APPENDIX 2. Blueprint | 62 |
| APPENDIX 3. Rubric for experts judgment | 65 |
| APPENDIX 4. Rubric for Students | 70 |
| APPENDIX 5. Documentation | 72 |



LIST OF CONTENTS

| | Pages |
|--|-------|
| COVER PAGE | i |
| PERNYATAAN KEASLIAN SKRIPSI | ii |
| PERSETUJUAN PEMBIMBING | iii |
| PENGESAHAN SKRIPSI | iv |
| ACKNOWLEDGEMENT | v |
| LIST OF CONTENTS | vi |
| LIST OF FIGURE AND TABLES..... | viii |
| LIST OF APPENDIXES..... | ix |
| ABSTRACT..... | x |
| CHAPTER I INTRODUCTION | 1 |
| A. Background | 1 |
| B. Research Problem | 4 |
| C. Research Objectives | 5 |
| D. Research Significance | 5 |
| E. Research Scope and Delimitation | 6 |
| F. Operational Definition of Terms | 7 |
| CHAPTER II REVIEW OF RELATED LITERATURES | 10 |
| A. Previous Related Research Findings | 10 |
| B. Some Pertinent Ideas | 12 |
| C. Theoretical Framework | 16 |
| CHAPTER III RESEARCH METHOD..... | 18 |
| A. Research Method | 18 |
| B. Development Mode..... | 18 |
| C. Research Subject | 21 |
| D. Types of Data | 22 |
| E. Research Instruments | 22 |
| F. Data Collecting Procedures | 22 |
| G. Try Out | 23 |
| H. Data Analyzing Technique..... | 23 |

| | |
|---|-----|
| CHAPTER IV FINDINGS AND DISCUSSION | 25 |
| A. Findings..... | 25 |
| B. Discussion | 50 |
| CHAPTER V CONCLUSIONS AND SUGGESTIONS | 54 |
| A. Conclusions | 54 |
| B. Suggestions | 56 |
| BIBLIOGRAPHY | 57 |
| APPENDIX 1 | 59 |
| APPENDIX 2 | 64 |
| APPENDIX 3 | 67 |
| APPENDIX 4 | 72 |
| APPENDIX 5 | 74 |
| APPENDIX 6 | 80 |
| APPENDIX 7 | 85 |
| APPENDIX 8 | 98 |
| CURRICULUM VITAE | 115 |

ABSTRACT

Thesis Title : **Developing Simple Present Tense Materials Dealing with 2013 Curriculum of The Eight Grade on SMPN 2 Sungguminasa, Gowa**
Year : **2017**
Researcher : **Husni Mubarak**
Consultant I : **Dr.Hj. Djuwairiyah Ahmad, M.Pd., M. TESOL.**
Consultant II : **Sitti Nurpahmi, S. Pd., M. Pd.**

This research proposed to develop Simple Present Tense Materials based on 2013 curriculum of the Eighth Grade Student at SMPN 2 Sungguminasa, Gowa. According to the interview outcome on May 2016 with the English teacher at SMPN 2 Sungguminasa Gowa who revealed that there are still many obstacles faced by teachers in implementing the 2013 curriculum, both the teacher and the students said there must be an innovative research refer both students' book and teacher's based on their needs. In addition, teacher on implementing the 2013 curriculum was unprepared and the students faced difficulties in learning English since they did not have many references except the students' book that provided by the government.

The research design used in this study was research and development (R & D). The development model used was ADDIE model. It stands for analysis, design, develop, implement, and evaluate. The procedures included analysing materials needed by students, designing the blueprint, developing the materials through the syllabus of 2013 curriculum. The outcome product was tried out to the eight grade students at SMPN 2 Sungguminasa. Then, it will be evaluated by the experts. Type of data obtained in this study is qualitative. The instruments used in this study were questionnaire and rubrics for teacher, students and expert.

The result of the first research question is that to know the students' needs on learning, it needs three stuffs. They are to identify the organization materials, the content materials, and the learning materials. In the organization materials, all students wish for the pre study-orientations before studying. They wanted directly listen to the teacher's explanation. The students resembled if the materials were given in drawing content and prefer cartoon and real picture design models they notice in the daily life. When it comes to the content materials, it consisted of two implies, i.e., the students opted for being provided a dialog that occur in their environment or had a dialog with their folk. They would like to be afforded a cartoon and real picture in design when learning simple present tense material. Also, the students like accept the theory in learning simple present tense material and students need all of the items to make a conversation about simple present tense material.

Last, in learning material, students imply that the students prefer a learning model with discussion. They also have a preference to do the project with a group, and when they are asked to present a learning material they would like to present

it with their group. However, students want the teacher to combine the teaching process with “games activity”.

The result of the second research question is that creating a newly developed reference for the eight grade students on junior high school in learning English material especially in learning simple present tense. The product can be used as other references in learning English for many considerations for instance, it was developed by first identifying students’ need which became the foundation on developing the product, it is very colorful who fits the students’ interest to build their attention on studying it, the material was developed in simplicity. It refers to the way the materials provided for students. It is easy to be used and with clear instruction.

In this research, teacher and expert were involved in order to validate the product. There are two aspects that they validated. They are organization of the Materials and Content of English material. To sum-up, the result of this student’s book analyzed by the expert was well-qualified as on reference used in teaching English material. So, the product was expected to be able to help both the teachers and students in learning and teaching English especially simple present tense materials.



CHAPTER I

INTRODUCTION

This chapter deals with background of the study, research focuses, research objectives, research significants, research scope, and operational definition of terms.

A. Background

Among various sources of education, curriculum is the most significant element which contributes to improve learners' ability and potency (Richard, 2001: XI). Accordingly, curriculum that emphasizes competency is very crucial and needed. Such curriculum should become an instrument which guides learners to become: first, qualified human beings who are able to face the challenge of time proactively; second, educated human beings who are faithful, have piety toward the Lord, and have good morals, knowledgeable, creative, and self-directed; and third, democratic and responsible citizens (Kemendikbud, 2014). The implementation of competency-based curriculum is one of the strategies of national education building (Law 20 year 2003 on National Education System) (Ministry of Education and Culture, 2012: 3).

Since 1947, the Indonesian government has created and implemented no less than ten different national curricula. The latest curriculum established earlier 2013 with Indonesia's new 2013 curriculum. The improvement of 2013 curriculum according to Ministry of Education and culture is reflecting some principles. Those principles are: first, curriculum must be designed by giving

opportunity to learners to improve the differences in skill and interest; second, curriculum must be centered on potency, improvement, need, and benefit of learners and his environment. curriculum must be designed based on the principle that learners is on central position and must be active while learning; third, curriculum must be perceptive to change of knowledge, culture, technology, and art; forth, curriculum must be relevant with need of life (Sino-US English Teaching, August 2015).

Those above reasons engage all of fields of subjects, including teaching and learning English. In the learning process, teachers hold a very crucial demand due to the fact that they will determine whether both learning objectives and student competency are accomplished. However, most teacher nowadays has less attention to the ability of handling the student and class circumstances. On the other hands, they do not provide meaningful teaching, methods used is less varied. As a consequence, the students will find it difficult to has a motivation in studying.

According to the interview on May 2016 with the English teacher at SMPN 2 Sungguminasa Gowa revealed that there are still many obstacles faced by teachers in implementing the 2013 curriculum. *First*, the 2013 curriculum does not fit all schools for instance, inadequate school assistance and different intakes of students such as, school in city is different from school in countryside. *Second*, the syllabus has a national principles so that the teacher does not have the authority to make their mark. *Third*, the lack of teachers' competence deals with the implementation of the 2013 curriculum. They do not have many specialized trainings dealing with it. *Forth*, it is related with both student's book and

teacher's. The book has actually been good but based on the interview that the students need some addition activities and assignments which consist of skills in the learning materials. So, it will fully be helpful in teaching process. On the other hands, teacher needs a stuff that can literally be a proper weapon in teaching.

Also, according to previous researcher who completed a related study, motivates us to carry out the similar object. She is Nurul Suciana Adam. She is a graduate student from UIN Alauddin Makassar. She conducted a research on MTsN Balang-Balang, Gowa, 2015 and formulated a study entitled "Developing English materials dealing with 2013 Curriculum of the Seventh Grade in MTsN Balang-Balang. She found that there must be a great introduction of the new curriculum to the rest of teachers in Indonesia related with student's book. Hence, they can literally master how to implement it properly. In addition, there must be an innovative research refer both students' book and teacher's based on their needs.

Therefore, designing English teaching materials in the form of coursebook is the preeminent approach to conquer the irrelevant components on English teaching materials on the 2013 curriculum. Furthermore, the researcher developed English teaching materials according to the instructional materials and the lesson plans pass on the basic competences in the syllabus for the eight grade students of SMPN 2 Sungguminasa, Gowa.

In this case, the researcher developed the syllabus on 2013 curriculum referred the 3.7 and 4.7 basic competence. These two basic competences focus on present tense material. It states and asks some actions and events which occur

routinely or something that considered as the general facts. According to our observation by interviewing the teacher and some of students related with this learning material stated that the content is less of practices and activities. Also, the way to provide the materials does not support their motivation to studying. So, it cannot systematically enrich their skills in English i.e., listening, speaking, reading, and writing. Hence, it comes up a study entitled **“Material Development For Basic Competences 3.7 And 4.7 of The 2013 English Syllabus For The Eighth Grade At Junior High School 02 Sungguminasa, Gowa”** for completing the teacher recent coursebook toward students’ need.

B. Research Problem

Based on the background described previously, it arises problem statements as follows, “How to produce a compatible instructional material Based on 2013 curriculum at the eighth grade students on junior high school 02 Sungguminasa, Gowa?”

1. What are the students’s need dealing with the existance of simple present tense materilas based on 2013 curriculum at the eighth grade students of junior high school 02 Sungguminasa, Gowa?
2. How is the development of the simple present tense materilas based on 2013 curriculum?

C. Research Objective

Based on the research problem that stated previously, the research objective as follows, “To produce a compatible instructional material based on 2013 curriculum at the eight grade of junior high school”

1. To identify the student’s need dealing with the existence of instructional material based on 2013 curriculum.
2. To develop the instructional material based on asking attention, check understanding, appreciation of work, giving and response opinion materials.

D. Research Significance

The result of this research is useful to enrich the reader and the writer’s knowledge about how to design a proper instructional materials based on student’s need. Furthermore, it also hopes that this research can be used as a reference for other researchers especially for under graduated students who are interested in doing further study about the related.

a. Theoretical Significance

This study is expected to develop simple present tense materials in the 3.7 and 4.7 basic competence for the eighth grade students in SMPN 2 Sungguminasa, Gowa.

b. Practical Significances

1. Significance for the Students

By this research, the students understand the materials easily and they will have a big motivation to study the simple present tense materials because it has been developed interestingly.

2. Significance for the Teachers

This research literally expects for being a sample, reference or complementary source for teaching. The product of this research is also able to be used by the teacher to teach based on the students' need in teaching process based on 2013 curriculum.

3. Significance for the Researcher

By this research, it can give an unforgettable experience and also add the researcher's knowledge especially on how to design an interesting book and how to develop a material which is based in 2013 curriculum.

E. Research Scope

This research was held to find out and solve the problem of the students' lack of mastering the instructional material. This research was conducted in the level of junior high school. The research focused on the developing of English teaching materials refer to 3.6 and 4.7 basic competences in the syllabus for the eight grade students of SMPN 2 Sungguminasa, Gowa. It was concerning on stating and asking some actions and events which occur routinely or something that considered as the general facts. This learning materials dealt with some activities that guided both the students and the teachers in classroom i.e., observing, asking, collecting information, associating, and communicating.

In addition, this research applied ADDIE model as its development model. In this case, applying all the steps of ADDIE model was possible to create the instructional materials. In the evaluation phase, the formative and summative

evaluation were coming in decision to be applied. However, it was conducted in simple form for some considerations i.e., time and funds.

F. Operational Definition of Terms

The title of this research is “Material Development for Basic Competences 3.7 and 4.7 of The 2013 English Syllabus For The Eighth Grade At Junior High School 02 Sungguminasa, Gowa”. In providing a good understanding, it is better provide the definition of key terms. They are:

1. Material

The term material in language teaching refers to everything used to help teaching language learners and to facilitate teachers and learners in the language learning (Richards and Schmidt, 2002). It could be in the form of linguistic, visual, auditory, or kinesthetic. It may be presented in print, audio, or video form. In this research, the researcher develop present tense material which concern on stating and asking some actions and events which occur routinely or something that considered as the general facts dealing with 2013 curriculum for the Eight Grade students.

2. Material Development

According to Tomlinson (1998: 2), material development is everything made by people (the writers, the teachers, or the learners) to give and utilize information and provide experience of the using language, which is designed to promote language learning. So, in developing materials they need to identify, first, learners’ needs and consider the objective of the learning. Then, they can develop the materials by adapting them in order to improve or to make them more suitable

to learners' needs. Adaptation can be carried out by reducing, adding, omitting, modifying, and supplementing learning materials (Tomlinson, 1998). Tomlinson also sums up some basic principles of developing learning materials for language learning as follows:

- 1) Materials should achieve impact is achieved when students are interested, curious, and pay much attention to the material.
- 2) Materials should help learners to feel at ease sometimes, students feel uninterested, anxious, and bored during teaching and learning process. When students are at ease, however, they are comfortable and relaxed when producing language.
- 3) Materials should help learners to develop confidence when students are at ease, they can develop their confidence in producing the language during the teaching and learning process.
- 4) What is being taught should be perceived by learners as relevant and useful the material being taught should be related to learners' needs and learners' interests. They should be able to practice it by using their target language not only in their real-life but also in the classroom.
- 5) Materials should require and facilitate learner self-investment the material, even media, should allow students to carry out many activities in learner-centered classroom. The media should also facilitate students when they do the activities.
- 6) Learners must be ready to acquire the point being taught teacher can use the material that is familiar with students' life. It means that the material should be related to students' interest and students' needs.

3. Present Tense Material

Present Tense is a material based on 3.6 and 4.7 basic Competences of the eight grade syllabus of 2013 Curriculum. It is one of applied tenses that tell about something happen in the present. Simple Present tense material is about stating and asking some actions and events which occur routinely or something that considered as the general facts. The first subtopic is about routine or habitual actions or events.

4. English Subject Syllabus

It refers to the concept or planning about English as a subject consisting basic competence, learning material, learning activities, indicator, evaluation, time, and source or media in learning (David Nunan: 1988). In this case, the developing English material refers to simple present tense. It concern on stating and asking some actions and events which occur routinely or something that considered as the general facts dealing with 2013 curriculum for the Eight Grade students.

CHAPTER II

REVIEW OF RELATED LITERATURE

This part centers around the study of some previous research findings on the related topics to the descriptive text materials and the formulation of conceptual framework.

A. Literature Review

1. Some Previous Research Findings

These were some previous related research findings. Some of them were stated below:

Tegeh and Kirna (2013) revealed that the purpose of the study determined into measured the development of teaching materials for educational research method by using ADDIE model and the results of trials of teaching materials of research method for educational development. The model used was the development of ADDIE Model (analyze, design, development, implementation, evaluation). In the conclusion, it was said that the trial results showed individual instructional materials were in a good qualification and the field test results indicate that well-qualified teaching materials.

Kartika et, al. (2014) indicated that the learners were low of learning capacity because lacking instructional media for increasing student's intention so that there was a research about instructional video media product in introducing the fruit and vegetable names in English Lesson. This research was about development research. After passing the production stage, the early product was produced and then validated by a subject matter content expert, subject design

expert, and instructional media expert. Data collection instrument was such as evaluation sheets for expert test and students test. Next, the data analysis used the descriptive analysis of qualitative and quantitative descriptive. In summarizing this study, it concluded that this instructional video media product had a good validity level and proper to use in English lesson.

Ghozali (2011) conducted R and D to create English textbook for vocational high school. He concluded that, the newly designed textbook using R and D was significantly effective in enhancing students' achievement in learning English. Based on the findings, he drawn conclusions about the increasing of the quality of teaching English for students could be conducted through improving the quality of the textbook.

Sukirman (2012) on his research "Developing English Morphology Course Material for undergraduate students" stated that most students were not interested and motivated to learn English Morphology as one of the most difficult courses and after identifying the problems and analyzing the factor. He designed and develop English Morphology book as perfect as possible to build up students' motivation and stimulate them to be autonomous learners.

Based on the previous research above, it summarized that, indeed, developing materials were needed to help students to understand easily and as the provided sources to practice English language skill i.e., receptive and productive skills. It was also to create active learning situation around the students. In the implementation training handbook of 2013 curriculum competence was stated that lesson plan developed for the students learning principle actively through four

activities. They are; 1) observing included seeing, reading, listening and heeding; 2) questioning included oral and written; 3) analyzing included connecting, determining, building the concept; and, 4) communicating included oral, written, picture, chart, table, presentation, and so on.

2. Some Pertinent Ideas

a. Concept of Materials Development

Many experts defined Materials Development. Yaumi (2012: 181) says that developing material is instruction or not only as learner but also the deliverer who stand every day in front of the class.

Furthermore, Richard (2001: 2) states language curriculum development refers to the field of applied linguistic. It describes an interrelate set of processes that focuses on designing, revising, implementing, and evaluating language. In addition, Brian (2011: 2) materials development is both a field of study and a practical undertaking. As a field it studies the principle and procedures of the design, implementation, and evaluation of language teaching materials.

According to (Nunan, 1991), material development is basically dealing with selection, adaptation, and creation of teaching materials. In practice, it focused on evaluation, adaptation of published materials and creation (development of teaching materials with the existing syllabus).

According to Tomlinson (1998: 2), material development is everything made by people (the writers, the teachers, or the learners) to give and utilize information and provide experience of the using language,

which is designed to promote language learning. So, in developing materials they need to identify, first, learners' needs and consider the objective of the learning. Then, they can develop the materials by adapting them in order to improve or to make them more suitable to learners' needs. Adaptation can be carried out by reducing, adding, omitting, modifying, and supplementing learning materials.

b. Concept of Present Tense Materials

Present Tense is one of the materials in 2013 Curriculum syllabus at the first semester of seventh grade student. It concerns on stating and asking some actions and events which occur routinely or something that considered as the general facts dealing with 2013 curriculum.

The first subtopic is about routine or habitual actions or events.

- The police hold ceremony every Monday.
- They wear a good uniform.
- The usually wake up on time in early.
- I usually get up at five in the morning.
- Bambang, my lovely dog likes to sleep on sofa.

The second subtopic is about general facts/ truths. The text structure as shown below:

- The Iceberg melts....
- The sun rises from the east.
- How does salt taste?
- It tastes salty.

-The earth is round.

The sentences above are simple present tense. Also, simple present tense is used to tell about routine/ habitual actions or events.

For example:

- I usually make my own homework.
- She goes to school every day.
- Simple present tense is often followed by adverb of frequency for instance, usually, sometimes, always, often, rarely, seldom, never, and ever. For example: They sometimes walk to school.
- Simple present tense is also followed by letter “s” and “es” if the subject is the third person singular for instance, she, he, it. For example: He loves to eat gado-gado in school canteen, she watches science video.

The third person singular’s rule:

In simple present tense, we normally add “S” to the end of the verb in the third person singular.

| | | | | |
|-------|--------|--------|--------|--------|
| Looks | opens | sits | reads | stands |
| Gives | wears | plays | cooks | sings |
| Puts | visits | enjoys | breaks | talks |

- She speaks three languages
- He plays guitar very well
- Arya Nayaka sings a song every morning.

The third person singular’s rule:

If the verb ends in SS, X, CH, SH or the letter O, we add “ES” in the third person singular.

Kiss => kisses

Fix => fixes

Teach => teaches

Crash => crashes

Go => goes

If the verb ends in a consonant + Y, we remove the Y and + “IES” in the third person singular.

Study => studies

Hurry => hurries

Deny => denies

Carry => carries

(Adopted from Betty Azar “English Grammar”)

c. Concept of syllabus

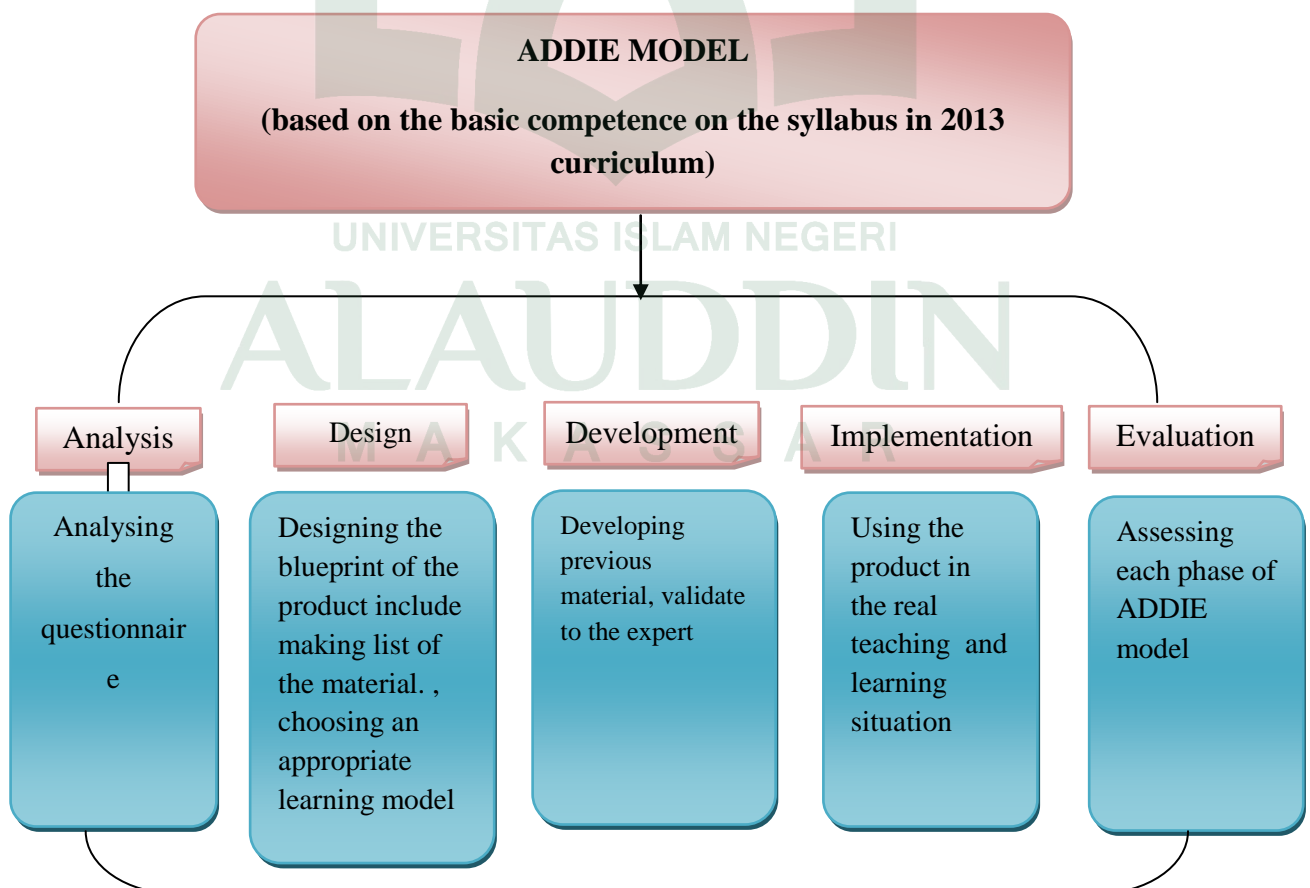
A syllabus is a statement of content which is used as the basis for planning courses of various kinds. The task of the syllabus designer is to select and grade this content, or whether they should also attempt to specify and grade learning tasks and activities. Any syllabus will express certain assumptions about language, the psychological process of learning, and the pedagogic and social processes within a classroom. (Breen: 49 in David Nunan “Syllabus design”)

d. Concept of 2013 curriculum

In Modul Pelatihan Implementasi Kurikulum (2014: 4), the 2013 Curriculum is the development of curriculum with basic competence from the previous curriculum in KBK 2004 and KTSP 2006 which has attitude, knowledge, and skill. There are four competences for the 2013 Curriculum:

- 1) Kompetensi inti-1 (KI-1) for religious competence
- 2) Kompetensi inti-2 (KI-2) for social competence
- 3) Kompetensi inti-3 (KI-3) for cognitive competence
- 4) Kompetensi inti-4 (KI-4) for skill competence.

B. Theoretical Framework



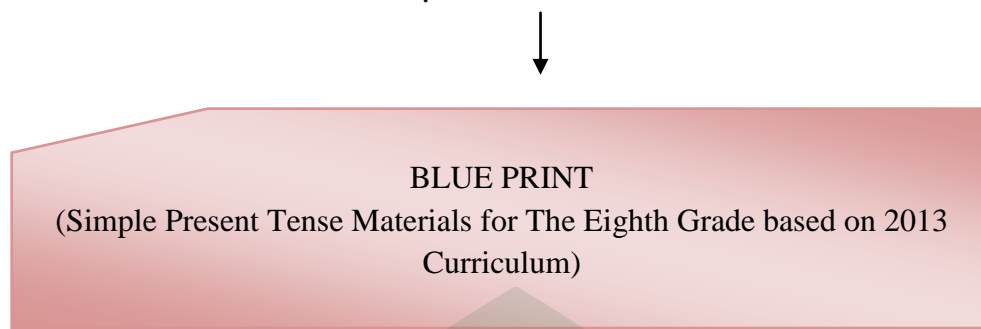


Figure I: Theoretical Framework

This research tries to offer a new way out by developing English materials for the eight grade student of junior high school. The researcher used three steps in conducting this research.

First was providing questionnaires for the student and conducting an interview with the teacher about the latest students' book based on 2013 curriculum. The problem that students faced in learning present tense material that unschynchronize between the latest book and students' intake of SMP N 2 Sungguminasa, Gowa. Therefore, they think that it cannot systematically improve their skill in English. *Second* was developing Present Tense Material based on what they need. *Third* was committing an evaluation. This research used formative evaluation to recognize that the development materilas had fitted them.

The outcome of this research is a printed materials about present tense consisting of materials and task for the eight grade of junior high school.

CHAPTER III

METHOD OF THE RESEARCH

This chapter discusses research and development method of this study. It includes research method, development model, research subject, types of data, research instrument, data collecting procedure, try-out of product, and data analyzing technique.

A. Research Method

This research used Research and Development (R&D). R&D is a name of research method consisting the classroom problem, studying recent theories of education, product development, developing the educational products, validating the product to experts, and field testing the products (Latief, 2014: 171).

Research and Development (R&D) has various models which can be applied such as Sugiyono model, Addie model, Brog and Gall model, Dick and Carey model, Kemp model, ADDIE model and so on. Research and Development is a process used to develop and validate educational products. The steps of this process well known as the R&D cycle. First is studying research findings pertinent to the product to be developed. Second is developing the product based on the finding, field testing in the setting where it will be used eventually. Third is revising it to correct the deficiencies found in the field of testing stage (Brog and Gall, 1983: 772).

B. Research and Development Model

This research applied ADDIE model. It was developed by Florida State University to explain “the processes involved in the formulation of instructional System Development (ISD) program for military inter service training that will

adequately train individuals to do a particular job and which can also be applied to any inter service curriculum development activity “. The model originally contained several steps under its five original steps (Analysis, Design, Development, Implementation and Development). The idea was to complete each steps before moving to the next. Over the years, practitioners revised the steps, and eventually the model became more dynamic and interactive than the original hierarchical version. By the mid-1990s, the version familiar today appeared.

ADDIE model applied in this research because the model was very useful having stages clearly defined which made implementation of instructions effectively. It strived to save time and money by catching problems while they were still easy to fix. It also provided simple procedures to design and development materials.

The procedures in developing Simple Present Tense as the chosen material with ADDIE model provides five phases for instance, analyzing, designing, developing, implementing, and evaluating.

Analysing is the foundation for all other phases of instructional design. It included analysing the questionnaire and it then distributed to the students to know what their needs. Identifying the goals and objectives of the course based on the syllabus of the 2013 curriculum at the school. During this phase, there must be a defenition of problem, identify the source of the problem and determine possible solutions.

Designing is the process which involve the activities for the designing the blueprint of the English materials dealing with using outputs from the analyze phase to plan a strategy for developing the instruction. During this phase, there must be

an outline on how to reach the instructional goals determined during the analyze phase and expand the instructional foundation.

Developing is the process of authoring and producing the materials. Also, it builds both the analysis and design phases. The purpose of this phase is to produce the lesson plans and lesson materials. During this phase, it will develop the instruction, all media that will be used in the instruction, and any supporting documentation. There are four steps that will be used in this phase. First, list the activities in the material which can assist the students to learn about it. Second, choose the best way which is appropriate with the student's needs and it may consider some scientific approach and learning methods in the 2013 curriculum to support learning objectives and materials.

Third, develop the previous materials on the syllabus and produce the materials on the syllabus and produce the materials innovatively about simple present tense. Fourth, validate the product to the experts to make sure whether the product is appropriate to the learners' needs as well as the goals and the objectives of the course or not. The final product is ready to be implemented in try out activity.

Implementing is the process of installing the project in the real world context. The purpose of this phase is to see how effective and efficient the product that the writer has made. This phase must promote the student's understanding of material, support the student's mastery of objectives, and ensure the student's transfer of knowledge from the instructional setting to the job. It deals with the activity where the product is going to be implemented in the real learning and teaching situation.

This phase also aims to know whether the product has fulfilled the objectives of the course or not.

Evaluating is the process of determining the adequacy of the instruction. Evaluation should actually occur throughout the entire instructional design process. It may be formative or summative. The formative evaluation is ongoing during and between phases. The purpose of this type of evaluation is to improve the instruction before the final version is implemented. The summative evaluation usually occurs after the final version of instruction is implemented. This type of evaluation assesses the overall effectiveness of the instruction. Data from the summative evaluation is often used to make a decision about the instruction.

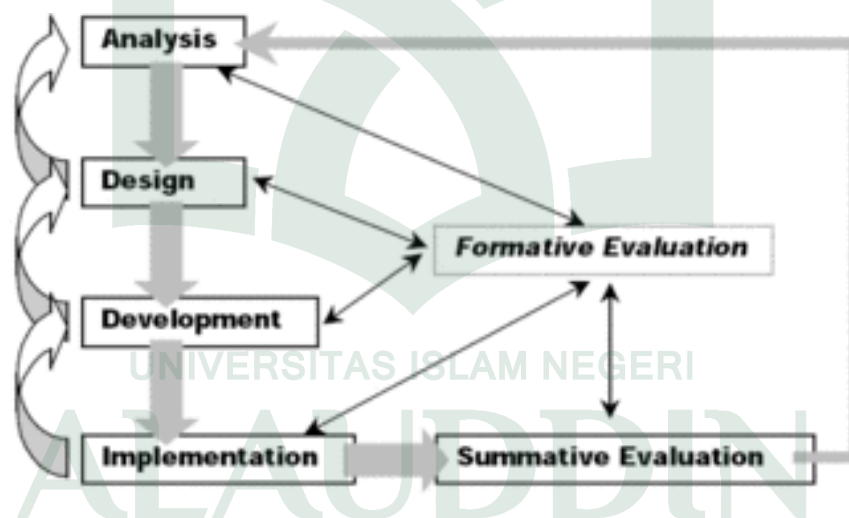


Figure 2. *The ADDIE's Model (McGriff, 2000)*

C. Research Subject

The subject of the research was the student of the eight grade of SMPN 2 Sungguminasa, Gowa. The subject was selected as the sample because the English teacher of the second year students in this school has been using 2013 Curriculum in teaching the materials in the class.

D. Types of Data

Type of data that was used through this research was the qualitative data. Qualitative data were gathered from the questionnaire and rubric in general. The qualitative data obtains the data by get the understanding or underlying reasons, opinions and motivations. It was also used to get more information into issues of the interest and explore nuances related to the problem.

E. Research Instrument

There were two kinds of instrument used in this research. They are questionnaire and rubric. Firstly, questionnaire that disseminated to the students was to know the need of them then composed the need analysis based on what it was got from the questionnaire. Secondly, rubric that was adapted from Ghobrani and Widyatmoko as cited in Miftahul Khair (2015) was used to evaluate or validate the product that included worksheet for expert's comment and suggestion, and worksheet for expert's revision.

F. Data Collecting Procedure

This research used qualitative data. The qualitative data was gathered from the questionnaire and rubric as written in the research instrument above. The procedure of the data collecting achieved by these ways: *Firstly*, made a questionnaire about students' needs then disseminated it to the students. *Secondly*, analyzed the result of the questionnaire that given to students. It analyzed qualitatively. *Thirdly*, input the validation, comments, suggestions, and revision of the experts which gathered from rubric.

G. Try Out

1. Subject

The try-out of the subject was the second grade students of junior high school 2 Sungguminasa, Gowa. It opted for a class as a sample of this research which it may be consisted of thirty students.

2. Design

The coursebook that the researcher produced was expecting to support learning process which was according to the student's need and to provide a good coursebook that was designed by giving opportunity to learners to improve the differences in skill and interest.

H. Data Analysis Technique

After gaining the data from this research, the upcoming step was to utilize a kind of technique in analyzing obtained data named *qualitative*. Miles and Huberman in Thomas (1994: 10) stated that qualitative data analysis consists of three concurrent flows of activity: data reduction, data display, and conclusion drawing/verification.

Data reduction phase referred to select, focus, simplify, abstract, and transform data that appeared in comments, notes, suggestions, rubrics, and questionnaires to short descriptions. Then, considered the relevant strings of the data in advance by making codes. Thomas (2006) stated that the goal of data reduction was to get the bigger picture from the data while coding helps break down the data into smaller parts, data reduction was the process of abstracting back out from the particular to the conceptual.

The second phase was data display. It was endeavoured to organize the compressed information in the previous phase and assembling it in ways that helped to draw conclusions. It could be an extended piece of text or a diagram, chart, or matrix that provides a new way of arranging and thinking about the more textually embedded data. Silverman in Thomas (2000) stated that data displays, whether in word or diagrammatic form, allowed the analyst to extrapolate from the data enough to begin to discern systematic patterns and interrelationships. At the display stage, additional, higher order categories or themes may emerge from the data that went beyond those first discovered during the initial process of data reduction.

The last phase was conclusion drawing/verification. It was attempted to describe what the writer observes in the data (meanings, observations). This measure referred back to the data displays and raw data as descriptions or causal statements were made.

CHAPTER IV

FINDINGS AND DISCUSSION

This chapter involves of two sections, i.e., findings and discussion. This section proves all the data which obtained during the research and clarify every component that was developed in this research. The problem statements of this study are also countered in this section.

A. Findings

The result of the research comes to an end by applying ADDIE model which had been done on the development phase. Furthermore, this section provides some results in the developing English materials for simple present tense materials. They consist of the result of analysis, the result of product design by utilizing the qualitative method, and the results of validation by analysing the correction and suggestion from experts.

1. The result of analyzing Phase

- a. The result of content analysis of materials based on the syllabus

The result of content analysis based on the materials in the syllabus of 2013 Curriculum covering the 3.7 and 4.7 basic competencies were expected to the students to able to state and ask some actions or events which occur routinely or something considering as general facts or truth. First, the core topic have been designed into several subtopics which appropriate with 4 meeting learnings. **They are routine actions or events, general facts, and habitual events.** Second, every meeting has a core skill that was integrated one another in flows of skill that were arranged sistematically. In addition,

learning activities deal with scientific approach consisting of observing, questioning, collecting information, associating, and communicating. Third, the developed learning instruction referring to the type of activities is consisted of individual, pair, and group activity, the amount of activities, and text structure. These materials were developed systematically in order to provide suitable materials for the eighth grade students of SMPN 2 Sungguminasa, Gowa.

b. The result of need analysis of developing learning materials based on the student's questionnaires

The questionnaires consisted of three parts. The first is systematic organization of integrated English materials. The second is systematic English teaching which appropriate with the learning activities. The third is systematic content of English materials covered the syllabus of the 2013 curriculum. After distributing the questionnaires in systematic organization of integrated English materials part, the findings were concluded in this part into a table as demonstrated below:

Table 3.1 *Result of questionnaire part A*

| Part | Number | Question | Answer | Conclusion | Recom mendati on |
|------|--------|---|--|---|---|
| A | 1 | Do you like if the teacher gives you the learning formation before the class started? | <ol style="list-style-type: none"> 1. Yes = 194 2. No = 9 | Most of the students opted for getting learning formation before the class began. | before learn there will be a learnin g formati on. |
| | 2 | What kind of opening formation do you like most? | <ol style="list-style-type: none"> 1. Ice Breaking =23 2. Warming Up =20 3. Pray Only = 10 4. Motivation story =59 5. Small Games =36 6. All stated above = 53 | Students opted for getting motivation story in advance in starting the class | Motiva tion story will be one of openin g learnin g formati on before the class is started. |

| | | | | |
|---|--|--|---|--|
| 3 | When the class starts, what kind of act do you like? | <ol style="list-style-type: none"> 1. Listen to the teacher's explanation directly =102 2. Directly to practice =32 3. Reading the instruction from the book=67 | They decided to listen to the teacher's explanation directly. | The students will listen the explanation from the teacher. |
| 4 | What kind of learning material that you like? | <ol style="list-style-type: none"> 1. Text =73 2. Drawing =75 3. Dialogue =29 4. Presentation =24 | They prefer if the materials served with the drawing content. | The learning material will be served with drawing content. |
| 5 | What kind of book design that you wish for? | <ol style="list-style-type: none"> 1. Drawing = 79 2. With colors = 101 3. Black and white =21 | The students prefer the colorful drawing. | The book will be designed with many colors. |
| 6 | What kind of design model that you wish for? | <ol style="list-style-type: none"> 1. Caricature=17 2. Cartoon =83 3. Real picture = 101 | There are sixteen of thirty two studentsprefer "Real | There will be |

| | | | | | |
|--|--|--|--|-----------------------|--|
| | | | | Picture”design model. | real picture and cartoo n for the design model. |
|--|--|--|--|-----------------------|--|

In part A, all students wish for the pre study-orientations before studying. They wanted directly listen to the teacher’s explanation. The students resembled if the materials were given in drawing content and prefer cartoon and real picture design model as they notice in the daily life. Furthermore, part B came into a conclusion as shown in a table below;

Table 3.2 *Result of questionnaire part B*

| Part B | Number | Question | Answer | Conclusion | Recommendation |
|--------|--------|---|---|---|--|
| | 1 | In what situation in dialog do you prefer when learning simple present tense materials? | 1. Dialogue in school = 50 2. Dialog in house = 70 3. Dialog in environment/ with folk = 81 | Most of students prefer dialog situation in environment/ with folk. | The newly coming product should consist on dialogue in environment or conversation with their folks. |
| | 2 | In providing picture in simple | 1. Cartoon = 60 | The students | The course |

| | | | | | |
|---|--|---|---|--|--|
| | | present tense materials, what do you prefer? | <ol style="list-style-type: none"> 2. Real picture = 56 3. All stated above = 85 | prefer real picture and cartoon in design when learning simple present tense material. | book should include real picture and cartoon. |
| 3 | | In learning simple present tense material, what way do you like? | <ol style="list-style-type: none"> 1. Accept the theory = 74 2. Playing games = 48 3. Watching video = 20 <p>All = 59</p> | The students like accept the theory in learning simple present tense material. | The students will learn the materials by giving the theory. |
| 4 | | In make a conversation about simple present tense material, what do you need? | <ol style="list-style-type: none"> 1. The example of conversation in the text book = 35 2. The example of conversation by your teacher = 20 3. Glossary = 65 <p>All = 81</p> | The students need all of the items to make a conversation about simple present tense material. | The students will be given the example of conversation from the text book about simple present tense material and glossary to make a conversation. |

This part consisted of two implies, i.e., students opted for being provided a dialog that occur in their environment or had a dialog with their folk. They would like to be afforded a cartoon and real picture in design when learning simple present tense material. Also, the students like accept the

theory in learning simple present tense material and students need all of the items to make a conversation about simple present tense material. Furthermore, the students will learn the materials by giving the theory. In addition, the students will be given the example of conversation from the text book about simple present tense material and glossary to make a conversation. Then, in part C was found data as shown in the table below;

Table 3.3 Result of questionnaire part C

| Part | Number | Question | Answer | Conclusion | Recommendation |
|------|--------|---|--|--|--|
| C | 1 | What kind of learning model do you like? | 4. Individual =24 5. Pair =34 6. Project group =57 7. Discussion= 86 | Discussion is a learning model students prefer. | The students will be taught with many discussion |
| | 2 | If you are asked to do a project in the class, what kind of model project do you choose? | 1. Individual project=8 2. Pair project =24 3. Group project =169 | The student opted for the Group project. | The students will be divided in some group to do a project class |
| | 3 | If you are asked to present a related learning material, what kind of presentation model do you choose? | 1. Individual presentation =29 2. Pair presentation =53 3. Group presentation =119 | The students prefer present the materials in Group | The students will be asked to present the materials in group |

| | | | | | |
|---|---|--|---|---|--|
| | | | | | |
| 4 | Do you like a teaching that combined with game activities? | <ol style="list-style-type: none"> 1. Yes=189 2. No=9 | The students prefer game activities combined in teaching. | The learning process will be combined with game activities | |
| 5 | What difficulties that you face in learning English (simple present tense)? | <ol style="list-style-type: none"> 1. The students do not have many related vocabularies 2. The students are difficult to memorize the new vocabulary. 3. The students are difficult to translate the materials in source language. 4. The students are difficult to concentrate during the learning and teaching process. | | The newly coming product should drill student improve their vocabulary and it should be designed interestingly. | |

Part C consisted of 5 questions along with students' imply that the students prefer a learning model with discussion. They also have a preference to do the project with a group, and when they are asked to present a learning material they would like to present it with their group. However, students want the teacher to combine the teaching process with "games activity". Also, it is found that some obstacles faced by students when they learn simple present tense; 1) Students do not have many related vocabularies, 2) Students are difficult to memorize a dialogue and vocabulary, 3) Students are difficult

to translate the lesson into the source language, and 4) It is difficult for students to concentrate during the learning process.

c. The result of need analysis of Expert judgment suggestion

The questionnaire that used by the researcher to analyze the students' needs were originally designed. At the first time, it was designed by deciding the components that would be put on the questionnaire. It was done with three parts. The first part consisted of six questions related to the organization of the materials, the point of the questions was to know the target of the materials systematic. Furthermore, in the second part that consisted of four questions related to the content of materials. These questions were pointed to know the learning systematic that the students' need in order to achieve the target in designing the materials that applicable for the students. Then, in the third part that consisted of five questions, the point of these questions was to know the target that wanted to achieve in systematic of learning materials.

Moreover, this questionnaire was not directly dealt out to the students. It was proposed to the expert to correct and to give suggestion according to the questionnaire made. Then, the expert was suggested to delete and change some components of the answer choice of each question and resulting the final questionnaire that distributed to the students. Therefore, the result of this questionnaire was accepted and validated by the expert since it was relevant and applicable for the students.

2. The Design of the Content Materials (Designing Phase)

A design of blue print made in this phase (see appendix 3). The blue print filled up with six components. The components were the topic of each meeting, content of materials, primary skill, flow of skills, scientific approaches that consist of five approaches (observing, questioning, collecting information, associating, and communicating). The last was learning instructions that consist of five parts (pre-study, types of activity, amount of the activity in meeting, text structure used, and the glossary).

The blueprint subsequently drawn on to develop a module covering 3.7 and 4.7 basic competencies based the syllabus of 2013 Curriculum. The module consists of one topic. It is simple present tense materials. It concerns on routine actions or events, general facts, and habitual events contents.

1) Content Materials

The topic covering 3.7 and 4.7 basic competencies based on the syllabus of 2013 Curriculum leads 4 meetings from 2 contents as stated previously. First and second meetings are to tell something that happens routinely. The third and fourth meetings are to tell something that are true in general.

2) Primary Skill and the Flow of Skills

As mentioned before that there are six components in the blue print design and it has already been written the topics and the content materials for each meeting. The other components are primary skill. Primary skill is the main skill that taught in a meeting. Therefore, the flow of skills is the skill flows that appear during the learning process when the materials taught. As

known, there are four skills in English. They are reading, writing, listening, and speaking.

In the first meeting, the learning process is started and finished with writing as the core skill and the middle of the process there are reading writing, and speaking skills that related with simple present tense. Differently, the core skill in the second meeting is speaking and writing skill becomes the flow skill. In the third meeting, the core skill is listening. Student will watch video related to general facts. In addition, writing and speaking skill will be the flow skill since the students are asked to present their project orally in front of the class. Then, in the fourth meeting, speaking is the core skill and writing is the flow skill.

3) Scientific Approaches

Scientific approaches consist of five elements based on 2013 Curriculum. They are observing, questioning, collecting information, associating, and communicating. These elements are convinced to make the materials systematic.

In the first meeting, students look and follow the teacher reads the text about routine activities committed by some figures and they are asked to pay attention to some examples provided. In the following activity, students are afforded some sentences related with how to construct sentences in simple present tense. In collecting information phase, students are asked to list some routine activities committed by some figures in group. In this phase, there are 2 examples that can be used by students as references before they fill the

blank in the next activity. Also, each student makes their paragraph about routine activities committed by some figures. Last, students are provided some vocabularies used in each meeting.

Routine actions or events

Meeting 1

READING

Observing



Activity 1: *Look and follow the teacher read the text below.*

My name is Arya Al Barak. I am a new teacher in SMPN 2 Sungguminasa, Gowa. As a teacher, I usually wake up at 05.00 am. I have a shower and have breakfast with my parents. I go to school at a half past six because my house is next to SMPN 2 Sungguminasa, Gowa. School starts at 7 am and finishes at 2 pm.

(Adopted from Samsoor Khan "English Grammar Tenses". Pdf)

To see more detail, please see appendix 8, page 98-104.

The second meeting continues the elements in the previous meeting. It consists of associating and communicating phase. In the associating phase, students make some groups consist of five students. They are asked to make agendas about their routine actions or events in a piece of paper. Each paper consists of one agenda. Then, they present it in front of the class in the communicating phase. Next, students are asked to choose two pictures that are provided in activity 7 then explain it using simple present tense. In the following activity, students are asked to decide several situation that they have experience related with their habitual activity. Next, students do question and answer according to the provided actitviy in advance. Last, students are afforded some vocabularies used in each meeting.

Meeting 2

WRITING



Associating

Activity 6: Make some groups consist of five students. Make agendas about your routine activity or events in a piece of paper.

Example: I usually get up at 06.00 am.



(Adopted from Kent Uchiyama "English Verb Tense")

Activity 7: Choose two pictures then explain it by using present tense.



My name is Husni Mubarak. I **study** at MAN Pangkep. There is a cafe **closes** to my school. I **usually** eat in the café with my friends. The café **opens** at 8.00 am and **closes** at 10.00 pm.



(Adopted from Betty Azar "Understanding Using of English Grammar")

To see more detail, please see appendix 8, page 105-107.

In the third meeting, students watch video provided by the teacher about the water cycle. It relates with something considering as general facts. They then are asked to match picture with its name in the questioning phase. Next in the collecting information phase, in pair, students write sophisticated vocabularies uttered in the video then find out their meaning. Then, Students follow the teachers pronounce the vocabularies. The next activity is students fill the blank which is related with something called as general facts. Last, students are provided some vocabularies used in each meeting.

Meeting 3

Listening

Observing



Activity1: *Look at a video showing the water cycle.*

The video is provided
by the teacher.

Questioning ?

Activity 2: *Match the pictures with the right vocabulary in the box below.*

1.



2.



3.



4.



5.



| | |
|------------|--------------------|
| Aurora | Moon Eclipse |
| Glacier | Super Moon |
| Hurricanes | Tsunami |
| Thunder | Erupt of a vulcano |

(Adopted from Erwin. "Basic English Grammar")

To see more detail, please see appendix 8, page 108-112.

Continued the elements in the meeting previously, the forth meeting consisted of associating and communicating phase. In the associating phase, students are asked to read a dialogue consisting some general facts. Then, they write at least 10 general truths or facts they ever experienced in a big paper. Then, they present their works in front of the class. In communicating phase, students are asked to perform a conversation related with some general facts. Last, students are provided some vocabularies used in each meeting.

Meeting 4

WRITING



Associating

Activity 6: Read the dialogue below.

Yatha: Hey... let's go jogging. The morning view is beautiful.

Yuna: Okey. Let's go.

Yatha: **The sun rises from the east every** day. It is incredible.

Yuna: Yup. All people know that. It's a general truth.

Yatha: He he he. I know it too. Hei, do you want too see a beautiful sunset?

Yana : Of course. Where?

Yatha : In the Catharina beach. **The sun sets in the west every evening** and it is so beautiful.

Yana : I think I really want to go there. Chat me if you're ready.

Yatha : just wait for it.

Activity 7: Write at least 10 general truths or facts along you have ever experienced with its picture in a big paper.

| | |
|----|-----|
| 1. | 6. |
| 2. | 7. |
| 3. | 8. |
| 4. | 9. |
| 5. | 10. |

(Adopted from Erwin. "Basic English Grammar")

To see more detail, please see appendix 8, page 112-114.

4) Learning Instruction

Learning instruction shows four parts. They are pre-study, type of activity, amount of activity, text structure, and glossary. Pre-study is something that teacher provides to students in order to make them motivated and ready for studying. Type of activity is the type of the project or assignment given. It can be self-activity, pair activity, group, etc. As stated

previously, in the first meeting, the project is group work. For pair and presenting activity, they are in the second, third, and fourth meeting.

Furthermore, amount activity is the total of the activity given in a meeting. The first meeting consists of 7 activities. The second meeting has 2 activities because it just continues the previous meeting. The third meeting includes 5 activities and follow with the fourth meeting which involves 2 activities.

Next, Text structure is the type or kind of structure that used in that material like the tenses or pronoun. As just stated previously, my developing book includes two subtopics. They are routine or habitual actions or events and general facts/ truths. The first subtopic is about routine or habitual actions or events.

-The police hold ceremony every Monday.

- They wear a good uniform.

-The usually wake up on time in early.

- I usually get up at five in the morning.

- Bambang, my lovely dog likes to sleep on sofa.

The second subtopic is about general facts/ truths. The text structure as shown below:

-The Iceberg melts....

- The sun rises from the east.

-How does salt taste?

= It tastes salty.

-The earth is round.

The last learning instruction is glossary. It is mentioned in the end of each meeting.

In addition, the learning instructions stated previously are designed based on the syllabus of 2013 Curriculum especially in the text structure and activity. Thus, the students' need analysis is also been a resources in designing the product especially in type of activity and the appearance of the product.

3. The Result of the Product Design based on Module (Development Phase)

a. The Result of Development of Rubric for Expert and Teacher

This section presented some aspects. They included the systematic organization of materials, systematic of English teaching, and systematic content of English. All of the aspects were discussed on the following.

1) Systematic Organization of Materials

Systematic organization of materials included cover design, layout, organization of materials, and instructional objectives (see appendix 3). First, cover design indicated that the cover is attractive to the learners. Second, layout included with 1) the layout is clear for learners and 2) the layout is attractive to the learners. Third, instructional objectives covered with 1) the instructional objectives are clear, 2) the instructional objectives are understandable, 3) the instructional objectives ordered appropriately, and 4) the instructional objectives reflect to the topic.

2) Systematic of English Teaching

Systematic of English teaching covered activities that contain 3 parts, they were 1) the activities are attractive, 2) the activities are motivated learners, and 3) the activities are varied in format.

3) Systematic content of English

Systematic content of English identified 4 parts. They were example, topic/subtopic, content of the materials, and language. First examples were dealt with 1) the example were clear, 2) the example were understandable, 3) the example are too easy, 4) the example are too difficult, and 5) the example help learners to understand the material. Second, topic/subtopic divided into 1) the topics which were appropriate with the syllabus, 2) the topics were relevant with the learners' need and interest, and 3) the topics were developed attractively.

Third, content of materials measured 1) the content of the materials is clear, 2) the content of the materials is appropriate, 3) the content of the materials is understandable, 4) the content of the materials matches with the goals of the course, 5) the content of the materials matched the objectives of the course, 6) the content of the materials matches with the 2013 Curriculum, students' needs, and interest, 7) the content of the materials are well designed, and 8) the content of the materials is up-to-date. Last, language dispensed 1) the language used was appropriate with students' English proficiency, 2) the language was clear, and 3) the language was understandable

b. The Result of Development and Expert Judgment Suggestion

The expert suggest to present what the students want if most of the students choose the real picture, it means should be there real picture in the module, but it is not mean the model of design like caricature, cartoon was deleted. The expert also told to use the simple language in the content of materials. Forward, the expert said that the material should be implemented immediately.

4. The Result of Implementation (Implementing Phase)

In the implementation phase, there are several indicators that this research focus on. It is concerned by the experts and teacher's observation during implementing the researcher's product. It is to examine if the researcher's product is suitable with the students or still need to be improved. To examine this stuff, it used rubric (*see appendix 3*).

In general, experts examined the design that the use of letter is appropriate, the typing is clear, the spacing is consistent, the organization of material in the form of units is appropriate, the instructional objectives are understandable, the topic are appropriate with the syllabus, the example are understandable, the exercise are varied in format, the activities are attractive, the instructions can be done by the learners, the coverage of the materials is appropriate with the curriculum, students' need, and interest, the language used is less appropriate with students' English proficiency, the glossary is well-organized. In addition, the expert said that the language used should fit their education level. It was too academic. Also, paid attention to the letter used. It should be very clear.

The teacher's observation during the implementation of the product declared that the course book taught systematically. First, the researcher linked the previous lesson with the current lesson. Second, the researcher explained about the advantage of learning the current lesson. Third, the students were shown what achievement that they will accomplish for learning the lesson.

Also, the researcher linked the lesson with the learning instruction and its core material. She added that the students were given some contextual material which is good to reach the instructional material easily. Last, the students sometimes were triggered to ask some questions.

SMPN 2 Sungguminasa, Gowa is placed on Sungguminasa street. This school has implemented the Indonesia's new coming curriculum which is well known as 2013 curriculum. After conducting the advance observation, then several considerations were raising up related to the on going research. Next, the researcher opted for entering grade eight of SMPN 2 Sungguminasa, Gowa as the chosen sample in this research. Taking six classes from sixteen classes of the eighth grade in this school would be possible.

On 28th February 2016, distributing questionnaire to the students became the next agenda to notice students' need analysis as the chosen sample. It was to identify what they need as students to enhance their performance in studying. From that questionnaire, several items were obtained as follows:

Students prefer learning formations before get in to the core lesson. In this case, students opted for having motivation story before studying. Also, listen to the teacher's explanation directly is opted by the student than practicing the lesson

directly or reading the instruction from the book. Next, when asking about kinds of learning material that students prefer, they opted for text material along with its picture. After that, students prefer real picture design to put in the coursebook than cartoon or caricature.

In learning process the interaction between teacher and students were going well. The teacher gave stimulation to them and they responded it correctly. In the beginning, the teacher asked the students about their previous lesson then linked it with the current lesson. They seemed enthusiastic in learning process. Specifically, some of the students were excited on giving some questions and had a good response when given some feedback. In the end of this session, students were asked to give some matters about the current lesson then try to conclude it. Next, they were given some questions to notice their knowledge about their product.

The product was implemented based on the result of questionnaire that has been distributed to the students. The meeting which implemented was third meeting about simple present tense material.

Firstly, the students gave a learning formation before studied. Motivation story was the learning formation which was given to the students. Secondly, the students were listened the explanation from the teacher about the lesson materials while linked with the previous lessons.

The product was designed with many colors and drawing. The design model was used real pictures, cartoon and caricature.

In learning simple present tense materials, the students opted for various learning methodology like playing game, accept theory from the teacher, and watching videos. The students expressed simple present tense material with role play and studied it in pair. The students needed some examples of conversation, more pictures and glossary to make a dialog about simple present tense material.

Also, the students preferred to simple present tense materials through discussion, group project, and with game activities. The students found some difficulties in learning and teaching especially about simple present tense material for instance, they found it difficult in translating in English to Indonesia or Indonesian to English. They also had limit vocabularies.

4. The Result of Evaluation (Evaluating Phase)

Evaluating the questionnaire became the matters on this phase. It was obtained from expert's suggestion and command about the questionnaire that would be distributed to the students. The questionnaire consists of three parts. The first was systematic organization of integrated English materials. The second was systematic English teaching which was appropriate with the learning activities. The third was systematic content of English materials covered the syllabus of the 2013 curriculum.

The experts suggested that in constructing the questions, it was required to see deeply about what they should acquire in studying. However, in systematic organization of integrated English materials, it is allowed to follow what the students' need. It is about the organization layout of the product. In putting learning model, it has to suitable with the core materials that is taught.

Constructing the learning process and learning materials becomes the next step in this phase. There are several points to be underlined. They are the topic including basic competences, content material including sub topics, core skill as follows, listening, speaking, reading, and writing. Those skills must be clear/ brief in each meeting which is followed by the flow skills.

Next, the core of blue print that was made is the learning approach portrayed systematically with the scientific approach. They are observation, questioning, collecting information, associating, and communicating. Each of the phases was presented briefly for instance, activities and material that would be taught.

Also, in blue print is also described about learning instruction consisting type of activity portraying about learning formation, the suitability between learning formations and learning materials. The learning formations include learning in group, pair, and individual. Last, the amount of activities, text structure and glossary also discussed in blue print.

Evaluating the development phase includes the content materials that would be applied in the product. It must be related to the suitability of the contents of the book with the basic competencies. It consists of the activities along with its brief instruction, the examples, and the glossary.

Also, the result of questionnaire that was given to the students becomes the basic element to develop the layout. How to construct the layout was bargained by the students' need. As it is believed that students will be motivated if the

organization of the material based on what they need. The process of the development must be suit with the time and learning methods.

B. Discussion

The curriculum can be defined as set of education instrument which is used as a guide for the teachers on what and how to teach the students. Generally, the curriculum include all subject or activities which the school has responsibility to follow it in teaching and learning process.

The government has published a student book, but it is still not enough. The students need more. According to our observation and interview with learners and teachers about the new coming curriculum, the 13 curriculum said that the book published by government still need to be improved. The book has essentially been good but the students need some additional and brief activities and assignments which consist of clear skills in the learning materials. So, it will entirely be cooperative in teaching process. On the other hands, teacher needs a stuff that can literally be a right tool in teaching.

The 2013 curriculum is a new curriculum which implemented in Indonesia. Many teachers still do not understand well about this curriculum because they do not have many specialized trainings dealing with it. As a consequence, the learning process is not running too well. Furthermore, it is needed a supporting material which can help the students to understand the lessons.

There have been many books that appropriate for the students based on their grade and suitable with the 2013 curriculum but for the book that has

covered the students' needs are literally limited and the way to provide the materials does not support their motivation to study. So, it cannot systematically enrich their skills in English especially in listening, speaking, reading, and writing. Hence, that is the primary reason on conducting this research. Developing new version of students' book truly got the researcher's attention. Last, paying attention to what students' need becomes the very primary things to focus on to this research.

Firstly, the result of the first research question is that to know the students' needs on learning, it needs three stuffs. They are to identify the organization materials, the content materials, and the learning materials. In the organization materials, all students wish for the pre study-orientations before studying. They wanted directly listen to the teacher's explanation. The students resembled if the materials were given in drawing content and prefer cartoon and real picture design models they notice in the daily life. When it comes to the content materials, it consisted of two implies, i.e., the students opted for being provided a dialog that occur in their environment or had a dialog with their folk. They would like to be afforded a cartoon and real picture in design when learning simple present tense material. Also, the students like accept the theory in learning simple present tense material and students need all of the items to make a conversation about simple present tense material.

Last, in learning material, students imply that the students prefer a learning model with discussion. They also have a preference to do the project with a group, and when they are asked to present a learning material they would like to present

it with their group. However, students want the teacher to combine the teaching process with “games activity”. Also, it is found that some obstacles faced by students when they learn simple present tense; 1) Students do not have many related vocabularies, 2) Students are difficult to memorize a dialogue and vocabulary, 3) Students are difficult to translate the lesson into the source language, and 4) It is difficult for students to concentrate during the learning process.

Secondly, the result of the second research question is that creating a newly developed reference for the eight grade students on junior high school in learning English material especially in learning simple present tense. The product can be used as other references in learning English for many considerations for instance, it was developed by first identifying students’ need which became the foundation on developing the product, it is very colorful who fits the students’ interest to build their attention on studying it, the material was developed in simplicity. It refers to the way the materials provided for students. It is easy to be used and with clear instruction.

The newly developed product by the researcher is well qualified and can be used as a tool for learning due to it has been revised several times and tried out to the real teaching. Also, this product has been validated by experts which is being the primary aspect for creating a product.

CHAPTER V

CONCLUSIONS AND SUGGESTIONS

This chapter deal with conclusion of this research and suggestion for some people related to this research.

A. Conclusions

Based on the findings and discussions of the research that has been accomplished and are associated with the formulation of the research focus, it can be concluded that developing learning materials should be depended on goverment's curriculum and what learners' needs. It is to accomodate a good learning process for students. Also, the systematic organization of developing simple present tense material dealing with 2013 Curriculum already checked by the expert in order to validate the whole materials in a Module and claimed that it was validated by the expert. It was developed based on the result of the analysis of the questionnaire that distributed to the students in the eighth grade students at junior high school 2 Sungguminasa, Gowa where the aim of the questionnaire was to know the students' need in learning simple present tense material and the product's outlook.

Firstly, the result of the first research question is that to know the students' need on learning, it needs three stuffs. They are to identify the organization materials, the content materials, and the learning materials. In the oraganization materials, all students wish for the pre study-orientations before studying. They wanted directly listen to the teacher's explanation. The students resembled if the materials were given in drawing content and prefer cartoon and real picture design

models they notice in the daily life. When it comes to the content materials, it consisted of two implies, i.e., the students opted for being provided a dialog that occur in their environment or had a dialog with their folk. They would like to be afforded a cartoon and real picture in design when learning simple present tense material. Also, the students like accept the theory in learning simple present tense material and students need all of the items to make a conversation about simple present tense material.

Last, in learning material, students' imply that the students prefer a learning model with discussion. They also have a preference to do the project with a group, and when they are asked to present a learning material they would like to present it with their group. However, students want the teacher to combine the teaching process with "games activity". Also, it is found that some obstacles faced by students when they learn simple present tense; 1) Students do not have many related vocabularies, 2) Students are difficult to memorize a dialogue and vocabulary, 3) Students are difficult to translate the lesson into the source language, and 4) It is difficult for students to concentrate during the learning process.

Secondly, the result of the second reserch question is that creating a newly developed reference for the eight grade students on junior high school in learning English material especially in learning simple present tense. The product can be used as other reference in learning English for many considerations for instance, it was developed by first identifying students' need which became the foundation on developin tthis product, it is very colorful who fits the students' interest to build

their attention on studying it, the material was developed in simplicity. It refers to the way the materials provided for students. It is easy to use and with clear instruction.

The newly developed product by the researcher is well qualified and can be used as a tool for learning due to it has been revised several times and tried out to the real teaching. Also, this product has been validated by experts which is being the primary aspect of creating a product.

B. Suggestions

This part refers to the suggestions for utilization and dissemination of the product. They were discussed on the following.

1. Utilization

This product is developed for Eight Grade students. It can be used in English Language Teaching Department. Therefore, it is strongly recommended for the teachers who teach English subject to use this product as their primary reference.

2. Dissemination

Many methods can be accomplished to disseminate this product. First, publishing for a commercial purpose can be the best way to disseminate it because the publisher will work hard to sell it as much as possible. Second, calling a seminar or workshop can also be away to disseminate it. It means that it was promoted to the public who attend to the seminar. Finally, the internet is also one of the best alternatives to disseminate it such as, twitter, facebook, e-mail, and other social media.



UNIVERSITAS ISLAM NEGERI
ALAUDDIN
M A K A S S A R

APPENDIX 1

(Questionnaire for Students)

Identitas Responden

Nama :

JenisKelamin:

Usia :

Kelas :

AsalSekolah :

A. Target yang ingin dicapai pada sistematika penyajian/ *Organization materials*

Berikan tanda centang (✓) pada setiap pilihan Anda. Jawablah dengan jujur dan sesuai keinginan Anda.

1. Apakah Anda suka apabila guru memberikan formasi belajar sebelum jam pelajaran dimulai?

- Ya
- Tidak

2. Formasi belajar apa yang paling anda sukai?

- Ice breaking
- Warming up
- Cukup dengan berdoa
- Cerita Motivasi/ Inspirasi

- Small Games
 - Semuanya.
3. Pada saat jam pelajaran akan dimulai, perlakuan apa yang anda sukai?
- Langsung mendengarkan penjelasan guru
 - Langsung praktek saja
 - Memilih membaca instruksi di buku
4. Bentuk materi pelajaran apa yang anda sukai?
- Teks
 - Bergambar
 - Dialog
 - Presentasi
5. Desain buku seperti apa yang paling anda minati?
- Bergambar
 - Berwarna
 - Hitamputih
6. Model desain seperti apa yang anda minati?
- Karikatur
 - Kartun
 - Gambar nyata dalam kehidupan

B. Target yang ingin dicapai pada sistematika Isi pelajaran/ *Content materials*

1. Dalam situasi seperti apadalam dialog yang lebih kau pilih dalam mempelajari materi simple present tense?
 - Percakapan tentang sekolah
 - Percakapan dalam rumah
 - Percakapan denagn teman sebaya
2. Desain gambar seperti apa yang lebih kamu sukapadapelajaran simple present tense?
 - Kartun
 - Gambar nyata
 - Kedua-duanya
3. Metodologi seperti apa yang kamu sukai dalam mempelajari simple present tense material?
 - Menerima teori nyaterlebih dahulu
 - Permainan
 - Menonton video
 - Semuanya
4. Apa yang kamu butuhkan dalam membuat percakapan tentang materi simple present tense?
 - Contoh percakapan tertulis dibuku
 - Contohpercakapandari guru
 - Gambar tentang kemampuan seseorang

- Glosarium
- Semuanya

C. Target yang ingin dicapai pada sistematika pembelajaran/ *Learning materials*

1. Model belajarapa yang Andasukai?

- Individu
- Berpasangan
- Project group
- Diskusi

2. Apabila anda ditugaskan mengerjakan proyek dalam kelas, manakah yang anda pilih?

- Proyek secara Individu
- Proyek secara Berpasangan
- Proyek secara Berkelompok

3. Apabila Anda ditugaskan mempresentasikan materi pelajaran yang terkait, manakah yang andapilih?

- Presentasi secaraindividu
- Presentasisecaraberpasangan
- Presentasisecaraberkelompok

4. Apakah Anda suka jika pengajaran di kombinasikan dengan *game activities*?

- YA
- TIDAK

5. Tulislah kesulitan apa saja yang terkadang Anda dapatkan pada saat pembelajaran materi ekspresi menanyakan, menyatakan kemampuan dan kemauan?

.....

.....

.....

.....

.....

Adapted from: Alfira Veronica Mangana. *“Developing Personal Introduction and Thing List Materials Dealing with 2013 Curriculum of the Seventh Grade in MTsN Balang-Balang”*, Thesis. Makassar: School of Graduate Studies, State Islamic University of Alauddin. 2015.

APPENDIX 2 (BLUE PRINT)

| Meeting | Topic | Content of Materials | Core Skill | Flow of Skills | Scientific Approaches | | | | | Learning Instruction | | | | |
|-----------------|--------------------------------------|---------------------------|------------|--------------------------------|---|---|--|---|--|----------------------|------------------|--------------------|--|--------------------|
| | | | | | Observing | Questioning | Collecting Information | Associating | Communicating | Pre-study | Type of Activity | Amount of Activity | Text Structure | Glossary |
| 1 st | KD 3.6 and 4.7(Simple Present Tense) | Routine actions or events | Writing | Reading Writing Speaking | Students look and follow the teacher reads the text about routine activities committed by some figures. Students are paying attention to further explanation about Simple Present Tense. | Asking about some vocabularies and generic structure of what they observed. Asking about positive and negative form. | -Re-write in list some routine activities committed by some figures in group. -Students fill the blank related to the text about routine activities committed by some figures. -Each student makes their paragraph about routine activities committed by some figures. - Each student submits their works to the teacher. | | | | Group work | 7 | -The police holds ceremony every Monday. -They wear a good uniform. -The usually wake up on time in early. I usually get up at five in the morning. Bambang, my lovely dog likes to sleep on sofa. | Verb, Noun, adverb |
| 2 nd | | | Speaking | Writing | | | | -Make some groups consist of five students. They are asked to | Fill in the table based on their routine activities. Students work in pairs. Do | | | 4 | | |

| | | | | | | | | | | | | | |
|-----------------|--|--|-----------|---------------------|---|---|---|--|---|------|---|--|---------------|
| | | | | | | | <p>make agendas about their routine actions or events in a piece of paper. Each paper consists of one agenda.</p> <p>-each group then shares their piece of papers to the other groups.</p> <p>-each group will arrange those agendas in order in a big paper.</p> <p>- choose two pictures then explain it by using present tense.</p> | <p>question-and-answer with their friend based on the facts in activity 7.</p> | | | | | |
| 3 th | | | Listening | Writing Speaking | <p>- Students look at a video watching an event considering as general truths for instance, a melting iceberg, a rising sun, a creating of earth, salt,</p> | <p>-Match the pictures with the right vocabulary.</p> | <p>-Students follow the teachers' pronounce the sophisticated vocabularies.</p> <p>-In pair, students fill the blank of sentences based on the video</p> | - | - | Pair | 6 | <p>-The Iceberg melts....</p> <p>- The sun rises from the east.</p> <p>-How does salt taste?</p> <p>= It tastes salty.</p> <p>-The earth is round.</p> | Verb/ Noun |

| | | | | | | | | | | | | | | |
|-----------------|--|------------------------|----------|------------------|------|---|--|---|---|--|------------------|---|--|--|
| | | General facts/ truths. | | | etc. | | - Students complete the sentences. Use the following verbs | | | | | | | |
| 4 th | | | Speaking | Writing Speaking | - | - | - | Students are given a dialogue consisting on general facts. In pair, students write at least 10 general truths or facts they ever experienced in a big paper. | Work in pairs. Do question-and-answer about general facts. Perform their work based on the activity 7. | | Pair, presenting | 4 | | |

APPENDIX 3

EXPERTS JUDGMENT RUBRIC

| | Aspects | Criteria | Yes | Partly | No |
|----|---------------------------|--|-----|--------|----|
| 1. | Cover Design | The cover is attractive to the learners | | | |
| 2. | Letter | The use of letter is clear | | | |
| | | The use of letter is appropriate | | | |
| | | The use of letter is consistent | | | |
| | | The use of letter is readable | | | |
| 3. | Typing | The typing is clear | | | |
| | | The typing is neat | | | |
| | | The typing is regular | | | |
| 4. | Spacing | The spacing is appropriate | | | |
| | | The spacing is consistent | | | |
| 5. | Layout | The layout is clear for learners | | | |
| | | The layout is attractive to the learners | | | |
| 6. | Organization of Materials | The materials are organized attractively | | | |
| | | The organization of material in the form of units is appropriate | | | |
| | | The materials are organized in logically ordered tasks | | | |
| 7. | Instructional objectives | The instructional objectives are clear | | | |
| | | The instructional objectives are understandable | | | |

| | | | | | |
|-----|----------|--|--|--|--|
| | | The instructional objectives ordered appropriately | | | |
| | | The instructional objectives reflect to the topic | | | |
| 8. | Topic | The topic are appropriate with the syllabus | | | |
| | | The topic are relevant with the learners' need and interest | | | |
| | | The topic are develop attractively | | | |
| 9. | Example | The example are clear | | | |
| | | The example are understandable | | | |
| | | The example are too easy | | | |
| | | The example are too difficult | | | |
| | | The example help learners to understand the material | | | |
| 10. | Exercise | The exercise are clear | | | |
| | | The exercise are understandable | | | |
| | | The exercise is rational | | | |
| | | The exercise are too easy | | | |
| | | The exercise are too difficult | | | |
| | | The exercise reinforce what learner have already learned | | | |
| | | The exercise present a progression from simple to more complex | | | |
| | | The exercise are varied in format | | | |
| | | The exercise match with the topic being discussed | | | |

| | | | | | |
|-----|-----------------------|--|--|--|--|
| | | The exercise are challenge learners | | | |
| 11. | Activities | The activities are attractive | | | |
| | | The activities are motivated learners | | | |
| | | The activities are varied in format | | | |
| 12 | Instruction | The instructions are clear and appropriate | | | |
| | | The instructions are understandable | | | |
| | | The instructions can be done by the learners. | | | |
| 13 | Coverage of materials | The coverage of the materials is in line with the syllabus of the course | | | |
| | | The coverage of the materials relevant to the goals of the course | | | |
| | | The coverage of the materials matches the objectives of the course | | | |
| | | The coverage of the materials covers both theoretical and practical points of view of developing personal introduction and thing list materials dealing with Curriculum 2013 | | | |
| | | The coverage of the materials is appropriate with the Curriculum, students' need, and interest | | | |
| 14 | Content of the | The content of the materials is | | | |

| | | | | | |
|----|-----------|--|--|--|--|
| | materials | clear | | | |
| | | The content of the materials is appropriate | | | |
| | | The content of the materials is understandable | | | |
| | | The content of the materials matches with the goals of the course | | | |
| | | The content of the materials is matches the objectives of the course | | | |
| | | The content of the materials is matches with the Curriculum 2013, students' needs, and interests | | | |
| | | The content of the materials are well-designed | | | |
| | | The content of the materials is up-to-date | | | |
| 15 | Language | The language used is appropriate with students' English proficiency | | | |
| | | The language is clear | | | |
| | | The language is understandable | | | |
| 16 | Summary | The summary is clear | | | |
| | | The summary is understandable | | | |
| | | The summary is well-organized | | | |
| | | The summary is appropriate with the materials | | | |
| 17 | Glossary | The glossary is clear | | | |

| | | | | | |
|--|--|--|--|--|--|
| | | The glossary is understandable | | | |
| | | The glossary is well-organized | | | |
| | | The glossary is appropriate with the materials | | | |

A. Comments

.....

.....

.....

B. Suggestions

.....

.....

.....

Adapted from: Khoir, Miftahul. *“Developing English Learning Materials for Young Learners Based on Needs Analysis,” Thesis*. Makassar: School of Graduate Studies, State Islamic University of Alauddin. 2015.

APPENDIX 4
(RUBRIC FOR STUDENTS)

| | Aspek | Kriteria | Iya | Sebagian | Tidak |
|----|---------------------|--|-----|----------|-------|
| 1. | Disain Sampul | Sampul menarik bagi peserta didik | | | |
| 2. | Huruf | Penggunaan huruf jelas | | | |
| | | Penggunaan huruf konsisten | | | |
| 3. | Susunan Materi | Susunan materi menarik | | | |
| 4. | Tujuan Intruksional | Tujuan instruksional jelas | | | |
| | | Tujuan instruksional dapat dimengerti | | | |
| | | Tujuan instruksional mencerminkan topik | | | |
| 5. | Topik | Topik sesuai dengan kebutuhan dan minat peserta didik | | | |
| | | Topik dikembangkan dengan menarik | | | |
| 6. | Contoh | Contoh yang jelas | | | |
| | | Contoh dapat dimengerti | | | |
| | | Contoh membantu peserta didik untuk memahami materi | | | |
| 7. | Latihan | Latihan ini jelas | | | |
| | | Latihan ini memperkuat apa yang peserta didik sudah pelajari | | | |
| | | Format latihan bervariasi | | | |
| | | Latihan sesuai dengan topik yang sedang dibahas | | | |

| | | | | | |
|-----|------------|--|--|--|--|
| | | Latihan ini adalah tantangan bagi peserta didik | | | |
| 8. | Isi Materi | Isi materi jelas | | | |
| | | Isi materi tepat | | | |
| | | Isi materi dapat dimengerti | | | |
| | | Isi materi sesuai dengan kebutuhan siswa, dan minat | | | |
| 9. | Bahasa | Bahasa yang digunakan sesuai dengan kemampuan bahasa Inggris siswa | | | |
| 10. | Glosarium | Glosarium sesuai dengan materi | | | |
| | | Glosarium dapat dimengerti | | | |

Adapted from: Alfira Veronica Mangana. *“Developing Personal Introduction and Thing List Materials Dealing with 2013 Curriculum of the Seventh Grade in MTsN Balang-Balang”*, Thesis. Makassar: School of Graduate Studies, State Islamic University of Alauddin. 2015.

APPENDIX 5

THE RESULT OF QUESTIONNAIRE

Result of questionnaire part A

| Part | Number | Question | Answer | Conclusion | Recommendation |
|------|--------|---|--|---|---|
| A | 1 | Do you like if the teacher gives you the learning formation before the class started? | 1. Yes = 194 2. No = 9 | Most of the students opted for getting learning formation before the class began. | before learn there will be a learning formation. |
| | 2 | What kind of opening formation do you like most? | 1. Ice Breaking =23 2. Warming Up =20 3. Pray Only = 10 4. Motivation story =59 5. Small Games =36 6. All stated above = 53 | Students opted for getting motivation story in advance in starting the class | Motivation story will be one of opening learning formation before the class is started. |
| | 3 | When the class starts, what kind of act do you like? | 1. Listen to the teacher's explanation directly =102 2. Directly to practice =32 3. Reading the instruction from the book=67 | They decided to listen to the teacher's explanation directly. | The students will listen the explanation from the teacher. |

| | | | | |
|---|---|---|--|--|
| 4 | What kind of learning material that you like? | <ol style="list-style-type: none"> 1. Text =73 2. Drawing =75 3. Dialogue =29 4. Presentation =24 | They prefer if the materials served with the drawing content. | The learning material will be served with drawing content. |
| 5 | What kind of book design that you wish for? | <ol style="list-style-type: none"> 1. Drawing = 79 2. With colors = 101 3. Black and white =21 | The students prefer the colorful drawing. | The book will be designed with many colors. |
| 6 | What kind of design model that you wish for? | <ol style="list-style-type: none"> 1. Caricature=17 2. Cartoon =83 3. Real picture = 101 | There are sixteen of thirty two studentsprefer “Real Picture”design model. | There will be real picture and cartoon for the design model. |

Result of questionnaire part B

| Part B | Number | Question | Answer | Conclusion | Recommendation |
|--------|--------|---|---|---|--|
| | 1 | In what situation in dialog do you prefer when learning simple present tense materials? | <ol style="list-style-type: none"> 1. Dialogue in school = 50 2. Dialog in house = 70 3. Dialog in environment/ with folk = 81 | Most of students prefer dialog situation in environment/ with folk. | The newly coming product should consist on dialogue in environment or conversation with their folks. |

| | | | | | |
|--|---|---|---|---|--|
| | 2 | In providing picture in simple present tense materials, what do you prefer? | <ol style="list-style-type: none"> 1. Cartoon = 60 2. Real picture = 56 3. All stated above = 85 | The students prefer real picture and cartoon in design when learning simple present tense material. | The course book should include real picture and cartoon. |
| | 3 | In learning simple present tense material, what way do you like? | <ol style="list-style-type: none"> 1. Accept the theory = 74 2. Playing games = 48 3. Watching video = 20 <p>All = 59</p> | The students like accept the theory in learning simple present tense material. | The students will learn the materials by giving the theory. |
| | 4 | In make a conversation about simple present tense material, what do you need? | <ol style="list-style-type: none"> 1. The example of conversation in the text book = 35 2. The example of conversation by your teacher = 20 3. Glossary = 65 <p>All = 81</p> | The students need all of the items to make a conversation about simple present tense material. | The students will be given the example of conversation from the text book about simple present tense material and glossary to make a conversation. |

Result of questionnaire part C

| Part | Number | Question | Answer | Conclusion | Recommendation |
|------|--------|--|--|---|--|
| C | 1 | What kind of learning model do you like? | <ol style="list-style-type: none"> 4. Individual =24 5. Pair =34 6. Project group =57 | Discussion is a learning model students prefer. | The students will be taught with many discussion |

| | | | | | |
|---|---|--|---|--|--|
| | | | 7. Discussion= 86 | | |
| 2 | If you are asked to do a project in the class, what kind of model project do you choose? | <ol style="list-style-type: none"> 1. Individual project=8 2. Pair project =24 3. Group project =169 | The student opted for the Group project. | The students will be divided in some group to do a project class | |
| 3 | If you are asked to present a related learning material, what kind of presentation model do you choose? | <ol style="list-style-type: none"> 1. Individual presentation =29 2. Pair presentation =53 3. Group presentation =119 | The students prefer present the materials in Group | The students will be asked to present the materials in group | |
| 4 | Do you like a teaching that combined with game activities? | <ol style="list-style-type: none"> 1. Yes=189 2. No=9 | The students prefer game activities combined in teaching. | The learning process will be combined with game activities | |
| 5 | What difficulties that you face in learning English (simple | <ol style="list-style-type: none"> 1. The students do not have many related vocabularies 2. The students are difficult to memorize the new vocabulary. 3. The students are difficult to translate | | The newly coming product should drill student | |

| | | | | |
|--|--|-----------------|--|--|
| | | present tense)? | <p>the materials in source language.</p> <p>4. The students are difficult to concentrate during the learning and teaching process.</p> | <p>improve their vocabulary and it should be designed interestingly.</p> |
|--|--|-----------------|--|--|



UNIVERSITAS ISLAM NEGERI
ALAUDDIN
 M A K A S S A R

APPENDIX 6
DOCUMENTATION











APPENDIX 7

THE 2013 SYLLABUS REVISION FOR THE EIGHTH GRADE ENGLISH SUBJECT

| Kompetensi Dasar | Materi Pembelajaran | Kegiatan Pembelajaran |
|---|--|--|
| <p>3.1 Menerapkan fungsi sosial, struktur teks, dan unsur kebahasaan teks interaksi interpersonal lisan dan tulis yang melibatkan tindakan meminta perhatian, mengecek pemahaman, menghargai kinerja, meminta dan mengungkapkan pendapat, serta menanggapiinya, sesuai dengan konteks penggunaannya</p> <p>4.1 Menyusun teks interaksi interpersonal lisan dan tulis sangat pendek dan sederhana yang melibatkan tindakan meminta perhatian, mengecek pemahaman, menghargai kinerja, serta meminta dan mengungkapkan pendapat, dan menanggapiinya dengan memperhatikan fungsi sosial, struktur teks, dan unsur kebahasaan</p> | <ul style="list-style-type: none"> • Fungsi Sosial Menjaga hubungan interpersonal dengan guru dan teman • Struktur Teks <ul style="list-style-type: none"> - Memulai - Menanggapi (diharapkan/di luar dugaan) • Unsur Kebahasaan <ul style="list-style-type: none"> - Ungkapan a.l. <i>Excuse me, Is it clear?, Great, I think so.</i>, dsb. - Ucapan, tekanan kata, intonasi, ejaan, tanda baca, dan tulisan tangan • Topik Interaksi antara peserta didik dan guru di dalam dan di luar kelas yang tindakan meminta perhatian, mengecek pemahaman, menghargai kinerja, meminta dan mengungkapkan pendapat yang dapat menumbuhkan perilaku yang termuat di KI | <ul style="list-style-type: none"> - Menyimak, menirukan, dan memperagakan beberapa contoh percakapan, dengan ucapan dan tekanan kata yang benar - Mengidentifikasi ungkapan yang sedang dipelajari - Menanyakan hal-hal yang tidak diketahui atau yang berbeda - Menentukan ungkapan yang tepat secara lisan/tulis dari berbagai situasi lain yang serupa - Membiasakan menerapkan yang sedang dipelajari dalam interaksi dengan guru dan teman secara alami di dalam dan di luar kelas - Melakukan refleksi tentang proses dan hasil belajar |

| Kompetensi Dasar | Materi Pembelajaran | Kegiatan Pembelajaran |
|--|--|--|
| yang benar dan sesuai konteks | | |
| <p>3.2 Menerapkan fungsi sosial, struktur teks, dan unsur kebahasaan teks interaksi transaksional lisan dan tulis yang melibatkan tindakan memberi dan meminta informasi terkait kemampuan dan kemauan, melakukan suatu tindakan, sesuai dengan konteks penggunaannya. (Perhatikan unsur kebahasaan <i>can, will</i>)</p> <p>4.2 Menyusun teks interaksi transaksional lisan dan tulis sangat pendek dan sederhana yang melibatkan tindakan memberi dan meminta informasi terkait kemampuan dan kemauan, melakukan suatu tindakan, dengan memperhatikan fungsi sosial, struktur teks, dan unsur kebahasaan yang benar dan sesuai konteks</p> | <ul style="list-style-type: none"> • Fungsi sosial Menjelaskan, membanggakan, berjanji, mengajak, dan sebagainya . • Struktur teks <ul style="list-style-type: none"> - Memulai - Menanggapi (diharapkan/di luar dugaan) • Unsur kebahasaan <ul style="list-style-type: none"> - Ungkapan kemampuan dan kemauan yang sesuai, dengan modal: <i>can, will</i>. - Nomina singular dan plural dengan atau tanpa <i>a, the, this, those, my, their</i>, dsb. - Ucapan, tekanan kata, intonasi, ejaan, tanda baca, dan tulisan tangan • Topik Interaksi antara peserta didik di dalam dan di luar kelas yang melibatkan kemampuan dan kemauan melakukan tindakan yang dapat menumbuhkan perilaku yang termuat di KI | <ul style="list-style-type: none"> - Menyimak, membaca, dan menirukan, guru membacakan beberapa teks pendek berisi kemampuan dan kemauan, dengan ucapan dan tekanan kata yang benar - Menanyakan hal-hal yang tidak diketahui atau yang berbeda - Menentukan modal yang tepat untuk diisikan ke dalam kalimat-kalimat rumpang - Bertanya jawab dengan teman tentang kemampuan dan kemauan masing-masing untuk melakukan tindakan-tindakan tertentu - Memaparkan hasil temuannya dalam bentuk teks pendek tentang temannya dan mempresentasikan di kelompok lain diikuti tanya jawab - Melakukan refleksi tentang proses dan hasil belajarnya |
| 3.3 Menerapkan fungsi sosial, struktur teks, dan unsur | <ul style="list-style-type: none"> • Fungsi sosial Menyuruh, melarang, dan menghimbau. | <ul style="list-style-type: none"> - Menyimak, membaca, dan menirukan, guru membacakan beberapa |

| Kompetensi Dasar | Materi Pembelajaran | Kegiatan Pembelajaran |
|---|--|---|
| <p>kebahasaan teks interaksi transaksional lisan dan tulis yang melibatkan tindakan memberi dan meminta informasi terkait keharusan, larangan, dan himbauan, sesuai dengan konteks penggunaannya (Perhatikan unsur kebahasaan <i>must, should</i>)</p> <p>4.3 Menyusun teks interaksi transaksional lisan dan tulis sangat pendek dan sederhana yang melibatkan tindakan memberi dan meminta informasi terkait keharusan, larangan, dan himbauan, dengan memperhatikan fungsi sosial, struktur teks, dan unsur kebahasaan yang benar dan sesuai konteks</p> | <ul style="list-style-type: none"> • Struktur teks <ul style="list-style-type: none"> - Memulai - Menanggapi (diharapkan/di luar dugaan) • Unsur kebahasaan <ul style="list-style-type: none"> - Ungkapan keharusan, larangan, himbauan dengan modal <i>must, (don't) have to..., should,</i> - Nomina singular dan plural dengan atau tanpa <i>a, the, this, those, my, their,</i> dsb. - Ucapan, tekanan kata, intonasi, ejaan, tanda baca, dan tulisan tangan • Topik <p>Interaksi antara peserta didik dan guru di dalam dan di luar kelas yang melibatkan keharusan, larangan, himbauan yang dapat menumbuhkan perilaku yang termuat di KI</p> | <p>percakapan, dengan ucapan dan tekanan kata yang benar</p> <ul style="list-style-type: none"> - Menanyakan hal-hal yang tidak diketahui atau yang berbeda - Menentukan modal yang tepat untuk diisikan ke dalam kalimat-kalimat rumpang - Diberikan beberapa kasus, bertanya jawab dengan teman tentang keharusan, larangan, himbauan melakukan tindakan-tindakan tertentu - Memaparkan hasil temuannya dalam bentuk teks pendek tentang temannya dan mempresentasikan di kelompok lain diikuti tanya jawab - Melakukan refleksi tentang proses dan hasil belajarnya |
| <p>3.4 Menerapkan fungsi sosial, struktur teks, dan unsur kebahasaan teks interaksi interpersonal lisan dan tulis yang melibatkan tindakan menyuruh, mengajak, meminta ijin, serta</p> | <ul style="list-style-type: none"> • Fungsi sosial <p>Menjaga hubungan interpersonal dengan guru dan teman.</p> • Struktur teks <ul style="list-style-type: none"> - Memulai - Menanggapi (diharapkan/di luar dugaan) | <ul style="list-style-type: none"> - Menyimak, menirukan, dan memperagakan beberapa contoh percakapan, dengan ucapan dan tekanan kata yang benar - Mengidentifikasi ungkapan yang sedang dipelajari - Menanyakan hal-hal |

| Kompetensi Dasar | Materi Pembelajaran | Kegiatan Pembelajaran |
|--|---|--|
| <p>menanggapinya, sesuai dengan konteks penggunaannya</p> <p>4.4 Menyusun teks interaksi interpersonal lisan dan tulis sangat pendek dan sederhana yang melibatkan tindakan menyuruh, mengajak, meminta ijin, dan menanggapinya dengan memperhatikan fungsi sosial, struktur teks, dan unsur kebahasaan yang benar dan sesuai konteks</p> | <ul style="list-style-type: none"> • Unsur Kebahasaan <ul style="list-style-type: none"> - Ungkapan a.1 <i>let's ... , can you ... , would you like ... , may I, please.</i> - Nomina singular dan plural dengan atau tanpa <i>a, the, this, those, my, their</i>, dsb. - Ucapan, tekanan kata, intonasi, ejaan, tanda baca, dan tulisan tangan • Topik <ul style="list-style-type: none"> Interaksi antara guru dan peserta didik di dalam dan di luar kelas yang melibatkan tindakan menyuruh, mengajak, meminta ijin yang dapat menumbuhkan perilaku yang termuat di KI | <p>yang tidak diketahui atau yang berbeda</p> <ul style="list-style-type: none"> - Menentukan ungkapan yang tepat secara lisan/tulis dari berbagai situasi lain yang serupa - Membiasakan menerapkan yang sedang dipelajari dalam interaksi dengan guru dan teman secara alami di dalam dan di luar kelas - Melakukan refleksi tentang proses dan hasil belajar |
| <p>3.5 Membandingkan fungsi sosial, struktur teks, dan unsur kebahasaan beberapa teks khusus dalam bentuk greeting card, dengan memberi dan meminta informasi terkait dengan hari-hari spesial, sesuai dengan konteks penggunaannya</p> <p>4.5 Menyusun teks khusus dalam bentuk greeting card, sangat pendek dan sederhana, terkait hari-hari spesial dengan memperhatikan fungsi sosial,</p> | <ul style="list-style-type: none"> • Fungsi sosial <ul style="list-style-type: none"> Menjaga hubungan interpersonal dengan guru dan teman. • Struktur Teks <ul style="list-style-type: none"> Teks <i>greeting card</i> dapat mencakup <ul style="list-style-type: none"> - Identifikasi (nama peristiwa, hari istimewa) bersifat khusus - Ungkapan khusus yang relevan - Gambar, hiasan, komposisi warna • Unsur Kebahasaan <ul style="list-style-type: none"> - Ungkapan a.1. <i>Congratulations. Well done. Good job.</i>, dll. - Ucapan, tekanan kata, | <ul style="list-style-type: none"> - Mencermati dan menemukan perbedaan dan persamaan dari beberapa <i>greeting card</i> untuk hari spesial tertentu - Mengidentifikasi dan menyebutkan ucapan selamat yang ada dengan ucapan dan tekanan kata yang benar - Mencermati dan menemukan perbedaan dan persamaan dari beberapa <i>greeting card</i> untuk event lain - Mengidentifikasi perbedaan dan persamaan, dan |

| Kompetensi Dasar | Materi Pembelajaran | Kegiatan Pembelajaran |
|--|---|--|
| struktur teks, dan unsur kebahasaan, secara benar dan sesuai konteks | <p>intonasi, ejaan, tanda baca, dan tulisan tangan</p> <ul style="list-style-type: none"> • Topik Peristiwa, peringatan ulang tahun, naik kelas, kejuaraan dsb. yang dapat menumbuhkan perilaku yang termuat di KI | <p>memberikan penilaiannya</p> <ul style="list-style-type: none"> - Membuat <i>greeting card</i> terkait hari istimewa yang relevan dengan peserta didik saat itu. - Melakukan refleksi tentang proses dan hasil belajarnya |
| <p>3.6 Menerapkan fungsi sosial, struktur teks, dan unsur kebahasaan teks interaksi transaksional lisan dan tulis yang melibatkan tindakan memberi dan meminta informasi terkait keberadaan orang, benda, binatang, sesuai dengan konteks penggunaannya. (Perhatikan unsur kebahasaan <i>there is/are</i>)</p> <p>4.6 Menyusun teks interaksi transaksional lisan dan tulis sangat pendek dan sederhana yang melibatkan tindakan memberi dan meminta informasi terkait keberadaan orang, benda, binatang, dengan memperhatikan fungsi sosial, struktur teks, dan</p> | <ul style="list-style-type: none"> • Fungsi sosial Menyebutkan, mendeskripsikan, membuat inventaris, dan sebagainya. • Struktur teks <ul style="list-style-type: none"> - Memulai - Menanggapi (diharapkan/di luar dugaan) • Unsur Kebahasaan <ul style="list-style-type: none"> - Ungkapan dengan <i>There is/are</i> - Kata jumlah yang tidak tertentu: <i>little, few, some, many, much, a lot (of)</i>. - Frasa kata depan: <i>in, on, under, in front of, below, above</i>, dan lain lain. - Ucapan, tekanan kata, intonasi, ejaan, tanda baca, dan tulisan tangan • Topik Keberadaan orang, binatang, benda, di kelas, sekolah, rumah, dan sekitarnya yang dapat menumbuhkan perilaku | <ul style="list-style-type: none"> - Menyimak dan menirukan guru menanyakan dan menyebutkan keberadaan orang, benda, binatang di rumah, sekolah, dan sekitarnya, dengan tata bahasa, ucapan dan tekanan kata yang benar - Mencermati beberapa teks pendek tentang situasi suatu tempat dengan menyebutkan keberadaan orang, benda, binatang dan jumlahnya untuk kemudian membaca dengan ucapan dan tekanan kata yang benar - Mengisikan dengan ungkapan jumlah yang tepat pada kalimat-kalimat rumpang - Membuat teks pendek untuk mendeskripsikan rumah masing-masing dan sekitarnya dengan menyebutkan keberadaan orang, |

| Kompetensi Dasar | Materi Pembelajaran | Kegiatan Pembelajaran |
|---|---|--|
| <p>unsur kebahasaan yang benar dan sesuai konteks</p> | <p>yang termuat di KI</p> | <p>benda, binatang dan jumlahnya, dengan ejaan dan tanda baca yang benar</p> <ul style="list-style-type: none"> - Mempresentasikan di kelompok lain dan bertanya jawab tentang isi teks - Melakukan refleksi tentang proses dan hasil belajarnya |
| <p>3.7 Menerapkan fungsi sosial, struktur teks, dan unsur kebahasaan teks interaksi transaksional lisan dan tulis yang melibatkan tindakan memberi dan meminta informasi terkait keadaan/tindakan/kegiatan/kejadian yang dilakukan/terjadi secara rutin atau merupakan kebenaran umum, sesuai dengan konteks penggunaannya. (Perhatikan unsur kebahasaan simple present tense)</p> <p>4.7 Menyusun teks interaksi transaksional lisan dan tulis sangat pendek dan sederhana yang melibatkan tindakan memberi dan meminta informasi terkait keadaan/</p> | <ul style="list-style-type: none"> • Fungsi sosial Menjelaskan, mendeskripsikan • Struktur teks <ul style="list-style-type: none"> - Memulai - Menanggapi (diharapkan/di luar dugaan) • Unsur kebahasaan <ul style="list-style-type: none"> - Kalimat deklaratif dan interogatif dalam <i>Simple Present Tense</i>. - Adverbia: <i>always, often, sometimes, never, usually, every</i> - Nomina singular dan plural dengan atau tanpa <i>a, the, this, those, my, their</i>, dsb. - Ucapan, tekanan kata, intonasi, ejaan, tanda baca, dan tulisan tangan • Topik Kegiatan/kejadian sehari-hari dan kebenaran umum yang dapat menumbuhkan perilaku yang termuat di KI | <ul style="list-style-type: none"> - Menyimak dan menirukan guru membacakan teks-teks pendek dan sederhana tentang kejadian rutin yang merupakan kebenaran umum yang sangat dikenal peserta didik, dengan ucapan dan tekanan kata yang benar - Mengidentifikasi ungkapan-ungkapan yang menunjukkan kejadian rutin dalam teks - Menanyakan tentang kejadian rutin yang serupa dengan yang disebutkan dalam teks pada konteks lain - Bertanya jawab tentang kegiatan rutin yang biasa, sering, kadang-kadang, biasanya, tidak pernah mereka lakukan sebagai anggota keluarga dan remaja sekolah menengah - Mengumpulkan informasi tentang hal-hal yang biasa, sering, |

| Kompetensi Dasar | Materi Pembelajaran | Kegiatan Pembelajaran |
|--|---|---|
| <p>ndakan/ kegiatan/ kejadian yang dilakukan/terjadi secara rutin atau merupakan kebenaran umum, dengan memperhatikan fungsi sosial, struktur teks dan unsur kebahasaan yang benar dan sesuai konteks</p> | | <p>kadang-kadang, biasanya dilakukan di keluarganya untuk membuat teks-teks pendek dan sederhana</p> <ul style="list-style-type: none"> - Saling menyimak dan bertanya jawab tentang teks masing-masing dengan teman-temannya - Melakukan refleksi tentang proses dan hasil belajarnya |
| <p>3.8 Menerapkan fungsi sosial, struktur teks, dan unsur kebahasaan teks interaksi transaksional lisan dan tulis yang melibatkan tindakan memberi dan meminta informasi terkait keadaan/tindakan/kegiatan/kejadian yang sedang dilakukan/ berlangsung saat diucapkan, sesuai dengan konteks penggunaannya. (Perhatikan unsur kebahasaan present continuous tense)</p> <p>4.8 Menyusun teks interaksi transaksional lisan dan tulis sangat pendek dan sederhana yang melibatkan tindakan memberi dan meminta informasi</p> | <ul style="list-style-type: none"> • Fungsi sosial Menjelaskan, mendeskripsikan • Struktur teks <ul style="list-style-type: none"> - Memulai - Menanggapi (diharapkan/di luar dugaan) • Unsur kebahasaan <ul style="list-style-type: none"> - Kalimat deklaratif dan interogatif dalam <i>Present Continuous Tense</i> - Adverbia: <i>now</i> - Nomina singular dan plural dengan atau tanpa <i>a, the, this, those, my, their</i>, dsb. - Ucapan, tekanan kata, intonasi, ejaan, tanda baca, dan tulisan tangan • Topik Kegiatan dan kejadian yang sedang berlangsung di rumah, sekolah dan sekitarnya yang dapat menumbuhkan perilaku | <ul style="list-style-type: none"> - Menyimak dan menirukan guru menyebutkan tindakan, kegiatan yang sedang dilakukan di kelas, sekolah, dan rumah pada saat diucapkan, dengan ucapan dan tekanan kata yang benar - Mengidentifikasi ungkapan-ungkapan yang menunjukkan kejadian yang sedang terjadi - Bertanya jawab untuk mengetahui tindakan, kegiatan yang sedang dilakukan oleh anggota keluarga mereka - Menyebutkan tindakan, kegiatan yang sedang dilakukan yang tampak pada tampilan visual (a.l. gambar, video) - Membuat teks pendek berdasarkan tampilan visual lainnya - Saling menyimak dan |

| Kompetensi Dasar | Materi Pembelajaran | Kegiatan Pembelajaran |
|---|---|---|
| <p>terkait keadaan/tindakan/kegiatan/kejadian yang sedang dilakukan/berlangsung saat diucapkan, dengan memperhatikan fungsi sosial, struktur teks, dan unsur kebahasaan yang benar dan sesuai konteks</p> | <p>yang termuat di KI</p> | <p>bertanya jawab tentang teks masing-masing dengan teman-temannya</p> <ul style="list-style-type: none"> - Melakukan refleksi tentang proses dan hasil belajarnya |
| <p>3.9 Menerapkan fungsi sosial, struktur teks, dan unsur kebahasaan teks interaksi transaksional lisan dan tulis yang melibatkan tindakan memberi dan meminta informasi terkait perbandingan jumlah dan sifat orang, binatang, benda, sesuai dengan konteks penggunaannya (Perhatikan unsur kebahasaan <i>degree of comparison</i>)</p> <p>4.9 Menyusun teks interaksi transaksional lisan dan tulis sangat pendek dan sederhana yang melibatkan tindakan memberi dan meminta informasi terkait perbandingan jumlah dan sifat orang, binatang, benda, dengan</p> | <ul style="list-style-type: none"> • Fungsi sosial Mengidentifikasi, mengenalkan, memuji, mengkritik, mengagumi. • Struktur teks <ul style="list-style-type: none"> - Memulai - Menanggapi (diharapkan/di luar dugaan) • Unsur kebahasaan <ul style="list-style-type: none"> - Kalimat perbandingan positif, komparatif dan superlatif dengan: <i>as ... as, -er, -est, more ..., the most ...</i> - Perbandingan jumlah: <i>more, fewer, less</i> - Nomina singular dan plural dengan atau tanpa <i>a, the, this, those, my, their</i>, dsb. - Ucapan, tekanan kata, intonasi, ejaan, tanda baca, dan tulisan tangan • Topik Perbandingan orang, benda, binatang di kelas, sekolah, rumah, dan sekitarnya yang dapat | <ul style="list-style-type: none"> - Menyimak dan menirukan guru membaca interaksi yang menggambarkan perbandingan jumlah dan sifat orang, benda, binatang, dengan ucapan dan tekanan kata yang benar - Menjawab pertanyaan dengan menggunakan informasi yang terdapat dalam teks, secara lisan. - Mendeskripsikan perbandingan jumlah dan sifat orang, benda, binatang yang tampak dalam dua gambar yang berbeda - Bertanya jawab untuk membandingkan orang, benda, binatang yang mereka ketahui di rumah, sekolah dan sekitarnya - Membuat beberapa teks pendek dan sederhana membandingkan orang, benda, binatang yang mereka ketahui |

| Kompetensi Dasar | Materi Pembelajaran | Kegiatan Pembelajaran |
|---|---|---|
| <p>memperhatikan fungsi sosial, struktur teks, dan unsur kebahasaan yang benar dan sesuai konteks</p> | <p>menumbuhkan perilaku yang termuat di KI</p> | <ul style="list-style-type: none"> - Saling menyimak dan bertanya jawab tentang teks masing-masing dengan teman-temannya - Melakukan refleksi tentang proses dan hasil belajarnya |
| <p>3.10 Menerapkan fungsi sosial, struktur teks, dan unsur kebahasaan teks interaksi transaksional lisan dan tulis yang melibatkan tindakan memberi dan meminta informasi terkait keadaan/ tindakan/ kegiatan/ kejadian yang dilakukan/terjadi, rutin maupun tidak rutin, atau menjadi kebenaran umum di waktu lampau, sesuai dengan konteks penggunaannya. (Perhatikan unsur kebahasaan simple past tense)</p> <p>4.10 Menyusun teks interaksi transaksional lisan dan tulis sangat pendek dan sederhana yang melibatkan tindakan memberi dan meminta informasi terkait keadaan/</p> | <ul style="list-style-type: none"> • Fungsi sosial Melaporkan, menceritakan, menjelaskan kejadian yang dilakukan/terjadi, di waktu lampau. • Struktur teks <ul style="list-style-type: none"> - Memulai - Menanggapi (diharapkan/di luar dugaan) • Unsur kebahasaan <ul style="list-style-type: none"> - Kalimat deklaratif dan interogatif dalam bentuk <i>Simple Past Tense</i> - Nomina singular dan plural dengan atau tanpa <i>a, the, this, those, my, their</i>, dsb. - Ucapan, tekanan kata, intonasi, ejaan, tanda baca, dan tulisan tangan • Topik Kegiatan, tindakan yang (rutin) terjadi di masa lalu di sekolah, rumah, dan sekitarnya yang dapat menumbuhkan perilaku yang termuat di KI | <ul style="list-style-type: none"> - Membaca dan mencermati teks-teks pendek dan sederhana tentang beberapa kejadian, kegiatan yang terjadi di masa lampau - Melengkapi kalimat dengan jawaban berupa ungkapan-ungkapan yang diambil teks, dengan ejaan dan tanda baca yang benar - Bertanya jawab tentang kegiatan/peristiwa di waktu lampau yang mereka dan anggota keluarga atau temannya alami - Mengumpulkan informasi tentang beberapa peristiwa atau kegiatan di waktu lampau untuk membuat teks-teks pendek dan sederhana - Saling mempresentasikan, menyimak dan bertanya jawab tentang teks masing-masing dengan teman-temannya, secara lisan, dengan ucapan |

| Kompetensi Dasar | Materi Pembelajaran | Kegiatan Pembelajaran |
|--|---|--|
| <p>tindakan/kegiatan/kejadian yang dilakukan/terjadi, rutin maupun tidak rutin, atau menjadi kebenaran umum di waktu lampau, dengan memperhatikan fungsi sosial, struktur teks, dan unsur kebahasaan yang benar dan sesuai konteks</p> | | <p>dan tekanan kata yang benar</p> <ul style="list-style-type: none"> - Melakukan refleksi tentang proses dan hasil belajarnya |
| <p>3.11 Membandingkan fungsi sosial, struktur teks, dan unsur kebahasaan beberapa teks personal recount lisan dan tulis dengan memberi dan meminta informasi terkait pengalaman pribadi di waktu lampau, pendek dan sederhana, sesuai dengan konteks penggunaannya</p> <p>4.11. Teks recount</p> <p>4.11.1 Menangkap makna secara kontekstual terkait fungsi sosial, struktur teks, dan unsur kebahasaan teks recount lisan dan tulis, sangat pendek dan sederhana, terkait pengalaman pribadi di waktu lampau</p> | <ul style="list-style-type: none"> • Fungsi sosial Melaporkan, mengambil teladan, membanggakan • Struktur teks Dapat mencakup <ul style="list-style-type: none"> - orientasi - urutan kejadian/kegiatan - orientasi ulang • Unsur kebahasaan <ul style="list-style-type: none"> - Kalimat deklaratif dan interogatif dalam <i>Simple Past tense</i> - Adverbia dan frasa preposisional penunjuk waktu: <i>yesterday, last month, an hour ago</i>, dan sebagainya. - Adverbia penghubung waktu: <i>first, then, after that, before, at last, finally</i>, dan sebagainya. - Nomina singular dan plural dengan atau tanpa <i>a, the, this, those, my, their</i>, dsb. - Ucapan, tekanan kata, intonasi, ejaan, tanda | <ul style="list-style-type: none"> - Menyimak guru membaca beberapa teks <i>recount</i> tentang pengalaman pribadi seseorang - Bertanya jawab tentang kejadian, kegiatan yang dialami secara kronologis - Menggunakan bagan alir untuk mempelajari alur cerita - Didektekan guru, menuliskan teks-teks pendek tersebut dengan tulisan tangan. - Melengkapi ringkasan pengalaman tsb. dengan kalimat-kalimat yang diambil teks, dengan ejaan dan tanda baca yang benar - Mengumpulkan informasi tentang pengalaman pribadi di waktu lampau untuk membuat teks-teks pendek dan sederhana - Saling mempresentasikan, |

| Kompetensi Dasar | Materi Pembelajaran | Kegiatan Pembelajaran |
|---|--|---|
| <p>(<i>personal recount</i>)</p> <p>4.11.2 Menyusun teks <i>recount</i> lisan dan tulis, sangat pendek dan sederhana, terkait pengalaman pribadi di waktu lampau (<i>personal recount</i>), dengan memperhatikan fungsi sosial, struktur teks, dan unsur kebahasaan, secara benar dan sesuai konteks</p> | <p> baca, dan tulisan tangan</p> <ul style="list-style-type: none"> • Topik Peristiwa, pengalaman yang terjadi di sekolah, rumah, dan yang dapat menumbuhkan perilaku yang termuat di KI | <p>menyimak dan bertanya jawab tentang teks masing-masing dengan temannya, secara lisan, dengan ucapan dan tekanan kata yang benar</p> <ul style="list-style-type: none"> - Melakukan refleksi tentang proses dan hasil belajarnya |
| <p>3.12 Membandingkan fungsi sosial, struktur teks, dan unsur kebahasaan beberapa teks khusus dalam bentuk pesan singkat dan pengumuman/pemberitahuan (<i>notice</i>), dengan memberi dan meminta informasi terkait kegiatan sekolah, sesuai dengan konteks penggunaannya</p> <p>4.12. Teks pesan singkat dan pengumuman/pemberitahuan (<i>notice</i>)</p> <p>4.12.1 Menangkap makna secara kontekstual terkait dengan fungsi sosial, struktur teks, dan unsur kebahasaan pesan</p> | <ul style="list-style-type: none"> • Fungsi sosial Memberi informasi tindakan dilaksanakan sesuai yang diharapkan. • Struktur text Dapat mencakup: <ul style="list-style-type: none"> - Judul atau tujuan pengumuman - Informasi rinci yang diumumkan • Unsur kebahasaan <ul style="list-style-type: none"> - Ungkapan-ungkapan yang lazim digunakan dalam pengumuman yang berbeda-beda - Nomina singular dan plural dengan atau tanpa <i>a, the, this, those, my, their</i>, dsb. - Ucapan, tekanan kata, intonasi, ejaan, tanda baca, dan tulisan tangan • Topik Kegiatan, kejadian, peristiwa, dan hal | <ul style="list-style-type: none"> - Membaca dengan suara lantang setiap pengumuman/pemberitahuan, dengan ucapan dan tekanan kata yang benar - Menyimak untuk menemukan perbedaan dan persamaan dari beberapa pengumuman/pemberitahuan pendek dan sederhana, dengan menggunakan tabel analisis - Mempelajari contoh dan kemudian mempresentasikan hasil analisis tersebut di atas secara lisan, dengan ucapan dan tekanan kata yang benar - Membuat pengumuman/pemberitahuan yang lazim dibuat di kelas |

| Kompetensi Dasar | Materi Pembelajaran | Kegiatan Pembelajaran |
|--|--|--|
| <p>singkat dan pengumuman/pemberitahuan (notice) lisan dan tulis, sangat pendek dan sederhana, terkait kegiatan sekolah</p> <p>4.12.2 Menyusun teks khusus dalam bentuk pesan singkat dan pengumuman/pemberitahuan (notice), sangat pendek dan sederhana, terkait kegiatan sekolah, dengan memperhatikan fungsi sosial, struktur teks, dan unsur kebahasaan, secara benar dan sesuai konteks</p> | <p>penting bagi peserta didik dan guru yang dapat menumbuhkan perilaku yang termuat di KI</p> <ul style="list-style-type: none"> • Multimedia <p>Layout dan dekorasi yang membuat tampilan teks lebih menarik.</p> | <p>dan sekolah, untuk kemudian ditempel di dinding kelas</p> <ul style="list-style-type: none"> - Melakukan refleksi tentang proses dan hasil belajarnya |
| <p>3.13 Menafsirkan fungsi sosial dan unsur kebahasaan dalam lirik lagu terkait kehidupan remaja SMP/MTs</p> <p>4.13 Menangkap makna secara kontekstual terkait dengan fungsi sosial dan unsur kebahasaan lirik lagu terkait kehidupan remaja SMP/MTs</p> | <ul style="list-style-type: none"> • Fungsi sosial <p>Mengembangkan nilai-nilai kehidupan dan karakter yang positif</p> <ul style="list-style-type: none"> • Unsur kebahasaan <ul style="list-style-type: none"> - Kosakata dan tata bahasa dalam lirik lagu - Ucapan, tekanan kata, intonasi, ejaan, tanda baca, dan tulisan tangan <ul style="list-style-type: none"> • Topik <p>Hal-hal yang dapat memberikan keteladanan dan menumbuhkan perilaku yang termuat di KI.</p> | <ul style="list-style-type: none"> - Membaca, menyimak, dan menirukan lirik lagu secara lisan - Menanyakan hal-hal yang tidak diketahui atau berbeda - Menyebutkan pesan yang terkait dengan bagian-bagian tertentu - Melakukan refleksi tentang proses dan hasil belajarnya |



UNIVERSITAS ISLAM NEGERI
ALAUDDIN
M A K A S S A R

Bibliography

- Azar, Betty. "Understanding Using of English Grammar". Pearson Education. New York. 1999.
- Brian, Tomlinson. "Materials Development in Language Teaching". United Kingdom: Cambridge University Press. 2011.
- Eastwood, Jhon. "Oxford Guide to English Grammar". Oxford: Oxford University Press. 1994.
- "ADDIE Model". Instructional Systems, College of Education, Penn State, University.
http://www.instructionaldesigncentral.com/htm/IDC_instructionaldesignmodels.htm#addie. (May 2015)
- Fadillah, M. "Implementasi Kurikulum 2013 dalam Pembelajaran SD/MI, SMP/MTS, & SMA/MA". Yogyakarta: Ar-Ruzz Media. 2014.
- Ghozali, Imam. "Metode Pendekatan kuantitatif, kualitatif, dan R & D". Bandung: Alfabeta. 2011.
- Hari, Erwin. "Basic English Grammar". Jakarta: SMA 3 Press. 2010/2011
- Kemendikbud. "Modul Pelatihan Implementasi Kurikulum 2013". Jakarta: Badan Pengembangan Sumber Daya Manusia dan Kebudayaan dan Penjamin Mutu Pendidikan Kementerian dan Kebudayaan. 2014.
- Kemendikbud. "2017 Junior High School Syllabus Revision". Jakarta. 2017.
- Kemendikbud. "Buku Kurikulum 2013 Revisi. Jakarta. Perbukuan Pusat Kurikulum dan Puskurbuk Kemendikbud. 2017
- Khan, Samsoor. "English Grammar Tenses. Pdf. 2017.
- Latif, Muhammad Adnan. "Research Methods on Language Learning (An Introduction)". Malang: UM Press. 2014.

- “Modul Pelatihan Implementasi Kurikulum 2013”. Jakarta: Badan Pengembangan Sumber Daya Manusia dan Kebudayaan dan Penjamin Mutu Pendidikan Kementrian dan Kebudayaan. 2014.
- Mulyasa. “Pengembangan dan Implementasi Kurikulum 2013”. Bandung: Remaja Rosdakarya. 2013.
- Kartika et, al. “Instructional video media product in introducing the fruit and vegetable names in English Lesson”. Jawa Barat. 2014.
- Khair Miftahul. “Developing English Learning Materials For Young Learners Based On Need Analysis At MTSN Model Makassar”, *Thesis*. Makassar: the Degree of Sarjana Pendidikan (S.Pd.) of English Education Department Tarbiyah and Teaching Science Faculty Alauddin State Islamic University of Makassar. 2015.
- Richard, Jack C. “Curriculum Development in Language Teaching”. New York: Cambridge University Pree. 2001.
- Sugiyono. “Metode Penelitian Pendidikan: Pendekatan Kuantitatif, Kualitatif, and R&D”. Bandung: Alfabeta. Cetakan ke- 11. 2016.
- Sukirman. “Developing English Word formation materials for undergraduate students at State Islamic University Alauddin Makassar”, *Thesis*. Malang: the Degree of Master of English Language Teaching at State University of Malang. 2013.
- Tegeh dan Kirna. “Pengembngan Bahan Ajar Metode Penelitian Pendidikan Dengan ADDIE Model. Pdf. 2013.
- Thomas, David R. “A General Inductive Approach for Analyzing Qualitative Evaluation Data”. New Zealand: University of Auckland. 2006.
- Thomson, A.J and A.V. Martinet. “A Practical English Grammar”. Oxford University Press. Hong Kong.
- Uchiyama, Kent. “English Verb Tense”. Chabot College, United States. 2006.
- Yaumi, Muhammad. “Desain Pembelajaran Efektif”. Makassar: Alauddin University Press. 2012
- Nunan, David. “Syllabus Design”. China: Oxford University Press. 1998.



UNIVERSITAS ISLAM NEGERI
ALAUDDIN
M A K A S S A R

CURRICULUM VITAE



Husni Mubarak was born on December 2nd, 1995 in a small town, Talaka, Ma'rang, 20 km north of Pangkep city. He is the son of Saharuddin Ali and Isnaeni. Growing up, his parents decided to pay more attention to him and enroll him to state school. He first studied at Kindergarden Bonto-Bonto and graduate there on 2001. In the age of six, he was sent to Elementry 15 Bonto-Bonto then graduated in 2007.

He continued his study in Junior High School 1 Bonto-Bonto and graduated in 2010. In the same year, he went on his study in State Islamic school/ MAN Pangkep and graduated in 2013.

In the following years, he continued his struggling on academic study at State Islamic University (UIN) of Alauddin, Makassar 2012-2017. In this phase, he opted for being an English teacher in one of courses for about a year. He also joint with some extracurricular activities such as, New Generation Club, debating comptetion, and IELTS Republic. Those are to make him a better a person.

Routine actions or events

Meeting 1

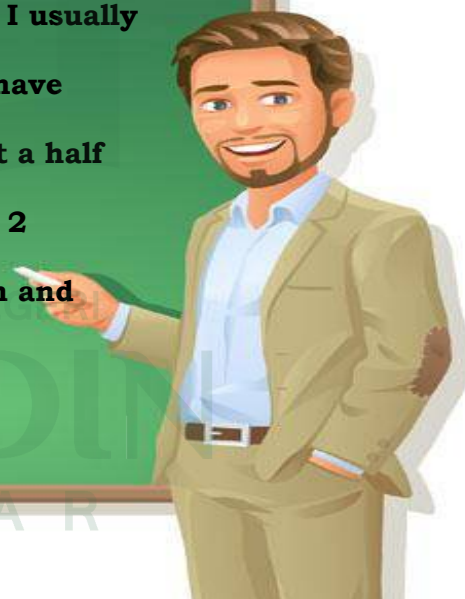
READING



Observing

Activity 1: *Look and follow the teacher read the text below.*

My name is Arya Al Barak. I am a new teacher in SMPN 2 Sungguminasa, Gowa. As a teacher, I usually wake up at 05.00 am. I have a shower and have breakfast with my parents. I go to school at a half past six because my house is next to SMPN 2 Sungguminasa, Gowa. School starts at 7 am and finishes at 2 pm.



LAUDDIN
M A K A S S A R

Activity 2: *The following sentences are from the above text. Read it carefully.*

- **I usually wake up** at 05.00 am.
- **I have a shower**
- **I have breakfast** with my parents.
- **I go to school** at a half past six.
- **School starts** at 7 am and **finishes** at 2 pm.

The above sentences are written in simple present tense. Pay attention to this explanation below.

Look at this

The **bold** sentences above are simple present tense. Use simple present tense to tell about routine/ habitual actions or events.

For example:

- I **usually** make my own homework.
- She **goes** to school every day.

Pay attention to the bold words above.

- Simple present tense is often followed by **adverb of frequency** for instance, usually, sometimes, always, often, rarely, seldom, never, and ever. For example: They **sometimes** walk to school.
- Simple present tense is also followed by letter **s** and **es** if the subject is the third person singular for instance, **she, he, it**. For example: **He loves** to eat *gado-gado* in school canteen, **she watches** science video.

Here is the further explanation about it.

The third person singular's rule:

In simple present tense, we normally add "S" to the end of the verb in the third person singular.

Looks opens sits reads stands

Gives wears plays cooks sings

Puts visits enjoys breaks talks

- She **speaks** three languages
- He **plays** guitar very well
- AryaNayakas**sings** a song every morning.

The third person singular's rule:

If the verb ends in **SS, X, CH, SH** or the letter **O**, we add "**ES**" in the third person singular.

Kiss => kisses

Fix => fixes

Teach => teaches

Crash => crashes

Go => goes

A teacher teaches students.

He kisses her parents before he goes to school.

A mechanic fixes cars.

If the verb ends in a consonant + **Y**, we remove the **Y** and + "**IES**" in the third person singular.

Study => studies

Hurry => hurries

Deny => denies

Carry => carries

Monica studies English every night.

The leader denies all the responsibility.

He cries all the time.

Questioning

Activity 2: Pay attention to the dialogue below.

Braga: Luna, do you want to drink a glass of tea in canteen?
 Luna: Emm... **No. I don't drink** tea.
 (Implication: **she doesn't drink** tea)

The above dialogue is written in negative form. Pay attention to this explanation below.

Look at this

Positive, negative, and question form of simple present tense.

| Numb. | Form | Sentence |
|-------|----------|--------------------------------|
| 1 | Positive | I study English. |
| 2 | Negative | I do not study English. |
| 3 | Question | Do I study English? |

| Numb. | Form | Sentence |
|-------|----------|------------------------------------|
| 1 | Positive | She studies English. |
| 2 | Negative | She does not study English. |
| 3 | Question | Does she study English? |

Other subjects that you can use:

You, we, they, he, it.

WRITING



Collecting Information

Activity 3: *Re-write in group a text about routine activities committed by some figures.*

Examples:

I am a doctor. **I usually start** my day at six o'clock. **I go** to hospital every day. **People usually go** and **meet** me to check their health. **I love** my job because it is interesting.

His name is Braga Wijaya. He is a head master. He **always manages** the school system. **He does** his duty until 01.00 pm.

Mr. Suryo is the security of SMPN 2 Sungguminasa, Gowa. **He goes** to school at 06.30 am. **Every day, he drinks** a cup of coffee. **He likes** coffee very much but **he doesn't like** seeing students come late.

Activity 4: Fill in the blank by matching the word below the text.

Hi everybody! Let me introduce myself.

My ...⁽¹⁾ is Dewa Al Gibrani but everyone may call me Dewa. I ...⁽²⁾ a student. I ...⁽³⁾ go to SMPN 2 Sungguminasa and I am in the first class. I usually ...⁽⁴⁾ uniform. Every morning I ...⁽⁵⁾ to school on foot because my house is not far from school. I sometimes go to school with my friend, Tina. I usually ...⁽⁶⁾ football game on television because I ...⁽⁷⁾ football very much.

WATCH

AM

WEAR

LIKE

LIKE

USUALLY

GO

Activity 5: Choose one figure then make the habitual activity about the figure you have chosen!



GLOSSARY

| | |
|--------------------------|----------------------|
| re-write: Menuliskembali | shower: Mandi |
| wear: Memakai (di badan) | Frequency: Kekerapan |
| manage: Mengurus | commit: Melakukan |

Quotes of The Day

“No matter how educated, talented, rich, or cool you believe you are. How you treat people ultimately tells all.”

- @Spirit Science

Meeting 2

WRITING



Associating

Activity 6: *Make some groups consist of five students. Make agendas about your routine activity or events in a piece of paper.*

Example: I usually get up at 06.00 am.



Activity 7: Choose two pictures then explain it by using present tense.



My name is Husni Mubarak. I **study** at MAN Pangkep. There is a café **closes** to my school. I **usually** eat in the café with my friends. The café **opens** at 8.00 am and **closes** at 10.00 pm.



SPEAKING



Communicating

Activity 7: How often do you do these things? Fill in the table with always, usually, or never.

| Numb. | Routine Activities | Notes |
|-------|--------------------------|---------|
| 1 | Go to library | Usually |
| 2 | Play badminton | |
| 3 | Shake teacher's hand | |
| 4 | Read a book | |
| 5 | Go to school | |
| 6 | Help your parents | |
| 7 | Clean your class | |
| 8 | Ruin your friends | |
| 9 | Borrow your friend's pen | |
| 10 | Watch TV | |

Activity 8: Work in pairs. Do question-and-answer with your friend based on the facts above. You may modify them.

GLOSSARY

| | |
|------------------------|---------------------|
| Agenda: Jadwalkegiatan | Modify: Mengubah |
| routine: Rutin | Provide: Memberikan |
| Ruin: Mengganggu | Consist: Terdiri |

Quotes of The Day

"What may seem like a disappointment could be God setting you up for a rescue. Trust his plan even when you do not understand the path."

- @InstaGodMinistries

General facts/ truths

Meeting 3

Listening

Observing



Activity 1: *Look at a video showing the water cycle.*

The video is provided
by the teacher.

Questioning



Activity 2: *Match the pictures with the right vocabulary in the box below.*

1.



2.



3.



4.



5.



| | |
|------------|--------------------|
| Aurora | Moon Eclipse |
| Glacier | Super Moon |
| Hurricanes | Tsunami |
| Thunder | Erupt of a vulcano |

WRITING

Collecting Information



Activity 3: *Follow your teacher reads the vocabularies below.*



The Sophisticated Vocabularies

Cycle

Evaporation

Cooler

Condensation

Droplet

Precipitation

Gravity

Phase


Hours

Heated up

Activity 4: In pair, fill the blank of sentences based on the video you have watched.

The Water Cycle: Evaporation

In this video, we are going to talk about the ...⁽¹⁾. The water cycle consists of 3 phases: ...⁽²⁾, condensation, precipitation. Let's talk about each phase of the water cycle. We keep a ...⁽³⁾ of water under the sun. Then, we ...⁽⁴⁾ the level of water in the glass. After 2 hours, we look at the level of water in the glass again. The level of water has ...⁽⁵⁾. Where has the water gone? The sun has heated up the water and it has turned into water vapor. Water vapor is nothing but hot air. so when water ...⁽⁶⁾ into water vapor due to heat, it is called evaporation.



Activity 5: Complete the sentences. Use the following verbs.

| | | | | |
|-----------|------------|-----------|----------|----------|
| Boil/ s | Close/ s | Freeze/ s | Set/ s | Speak/ s |
| Rotate/ s | Has / have | Rise/ s | Taste/ s | Fly/ s |

1. The sunin the west.
 2. Waterat 0 degree Celsius.
 3. Birdwith its wings.
 4. Saltsalty.
-

5. Waterat100 degree Celsius.
6. Car4 tires.
7. Bragafour languages.
8. The sunfrom the west.
9. The eartharoundthe sun.
10. The city libraryat 4 o'clock in the afternoon.



Quotes of The Day

"I always feel happy. You know why? It is because I do not expect anything from anyone. Expectation always hurt. Life is short. So, love your life, be happy, and keep smiling.

Just live for yourself and before you speak, listen.

Before you write, think. Before you spend, earn. Before you pray, forgive. Before you hurt, feel. Before you hate, love. Before you quit, try. Before you die, live."

- Shakespeare

Meeting 4

WRITING



Associating

Activity 6: Read the dialogue below.

Yatha: Hey... let's go jogging. The morning view is beautiful.

Yuna: Okey. Let's go.

Yatha: **The sun rises from the east every** day. It is incredible.

Yuna: Yup. All people know that. It's a general truth.

Yatha: He he he. I know it too. Hei, do you want to see a beautiful sunset?

Yana : Of course. Where?

Yatha : In the Catharina beach. **The sun sets in the west every evening** and it is so beautiful.

Yana : I think I really want to go there. Chat me if you're ready.

Yatha : just wait for it.

Activity 7: Write at least 10 general truths or facts along you have ever experienced with its picture in a big paper.

- | | |
|----|-----|
| 1. | 6. |
| 2. | 7. |
| 3. | 8. |
| 4. | 9. |
| 5. | 10. |

SPEAKING



Communicating

Activity 8: *Work in pairs. Do question-and-answer about general facts.*

Example:

Do babies cry a lot?

Does cat roar?

Activity 9:

Perform your work based on the activity 7 in front of class.



GLOSSARY

| | |
|----------------------------|------------------------------|
| Incredible: Menarik | East: Timur |
| Set: Terbenam | Experience: Mengalami |
| view: Pemandangan | General: Umum |

Quotes of The Day

“No matter who you are, what you look like, or what you share with the world, there will always be someone who does not approve. And that’s okay. You are not going to like you. That’s just life. It’s normal, and it’s nothing to beat yourself up over.”

- Daniell Koepke



UNIVERSITAS ISLAM NEGERI
ALAUDDIN
M A K A S S A R
