


**DEVELOPING MATERIAL FOR BASIC COMPETENCE OF
ENGLISH SYLLABUS OF 2013 CURRICULUM FOR SEVENTH
GRADE OF MTsN BALANG-BALANG GOWA**



**Submitted in Partial Fulfillment of the Requirements for the Degree of
Sarjana Pendidikan in English Education Department of
Tarbiyah and Teaching Science Faculty of
UIN Alauddin Makassar**

By:

UMIE KALSUM SALPIDATA

Reg. Number: 20400112031

**ENGLISH EDUCATION DEPARTMENT
TARBIYAH AND TEACHING SCIENCE FACULTY
ALAUDDIN STATE ISLAMIC UNIVERSITY
MAKASSAR
2016**

PERNYATAAN KEASLIAN SKRIPSI

Mahasiswa yang bertanda tangan dibawah ini:

Nama : Umie Kalsum Salpidata
NIM : 20400112031
Tempat/Tgl. Lahir : Malaysia, Sandakan, 19 Februari 1994
Jur/Prodi/Konsentrasi : Pendidikan Bahasa Inggris
Fakultas/Program : Tarbiyah dan Keguruan/ Pendidikan Bahasa Inggris
Alamat : BTP Blok AB No 120, Jln. Kesetiaan I, Makassar.
Judul : *“Developing Material for Basic Competence of English Syllabus of 2013 Curriculum for Seventh Grade of MTsN Balang-Balang Gowa”*.

Menyatakan dengan sesungguhnya dan penuh kesadaran bahwa skripsi ini adalah benar hasil karya sendiri. Jika dikemudian hari terbukti bahwa ini merupakan duplikat, tiruan, plagiat, atau dibuat oleh orang lain, sebagian atau seluruhnya, maka skripsi dan gelar yang diperoleh karenanya batal demi hukum.

UNIVERSITAS ISLAM NEGERI
ALAUDDIN
M A K A S S A R

Gowa, 16 Agustus 2016
Penyusun,

Umie Kalsum Salpidata
NIM: 20400112031

ACKNOWLEDGEMENTS



Alhamdulillah Rabbil Alamin, the researcher would like to express her deepest gratitude to the almighty Allah SWT, the only provider, the most merciful who gives His guidance, inspiration and good healthy for all time to conduct the writing of this thesis. Also shalawat and salam are always delivered to our great Prophet Muhammad SAW who has brought us from the darkness to the lightness.

During the writing of the thesis, the researcher received much assistance from a number of people, for their valuable guidance, correction, suggestion, advice and, golden support. Without them, the writing of this thesis would never been possibly completed. Therefore, the researcher would like to express the greatest thanks and appreciation for those people, especially to:

1. The researcher's family. Especially her lovely father Irwan S, and her beautiful mother Hawangki, her brother Amhad Santon Salpidata, her sister Hajriani Salpidata, and her youngest brother Abdul Qhalik Salpidata who always pray, encourage, educate, and provide countless material supports, so that, she could finish this thesis writing and her study in UIN Alauddin Makassar.
2. Prof. Dr. Musafir Pababbari, M.Si. The Rector of State Islamic University Alauddin Makassar.

3. Dr. H. Muhammad Amri, Lc., M.Ag. The Dean of Tarbiyah and Teaching Science Faculty of Alauddin State Islamic University of Makassar.
4. Dr. Kamsinah, M.Pd.I. The Head of English Education Department, Tarbiyah and Teaching Science Faculty of Alauddin State Islamic University of Makassar.
5. The researcher's consultants, Dra. Hj. St. Azisah, M.Ed.st., PhD., and Indah Fadhillah Rahman, S. Pd.I., M. Hum., who have helped, guided, and supported the researcher during the writing of his thesis.
6. All of the lecturers and staffs of Tarbiyah and Teaching Science Faculty of Alauddin State Islamic University of Makassar for their guidance during her study.
7. Sukirman S.Pd M.Pd our lovely lecturer who always guide, helped, and support the researcher during finish her thesis.
8. The English Teacher and Students of Seventh Grade MTsN Balang-Balang, Jumiatty, S. Pd and The Seventh Grade (7.4) who accepted and helped the writer in the school. Thank you for your cooperation.
9. Her really best friends; Budyatna, Surya, Syarif, Fadil, Fitri, Vero, Nasrah, Iin, Dewi, and Mumu for their sincere friendship and support during the writing of this thesis.
10. The researcher's team in this project, Hikmawati, Ridwan Limpo, Nurul Suciana Adam, Indriyani, Alfira Veronica Mangana, and Eka Fitriani, for their support and assistance during the accomplishing of this thesis.

11. The researcher's classmates in English Education Department, PBI 1 and 2 in Academic Year 2012.

12. The researcher's truly best friend; Rustianah, SH., Muh. Amhar Jamil S.Farm, and Faisal Wahyu Saputra, thank for their sincere friendship and support during the writing of this thesis.

13. All of the people around the researcher's life who could not mention one by one by the researcher that have given a big inspiration, motivation, spirit and do'a to her.

The researcher realizes that the writing of this thesis is far from perfect. Remaining errors are the writer's own; therefore, constructive criticisms and suggestions will be highly appreciated. May all our/the efforts are blessed by Allah SWT. Aamiin.



Gowa, 16 Agustus 2016
The researcher,

Umie Kalsum Salpidata
NIM: 20400112031

PERSETUJUAN PEMBIMBING

Pembimbing penulisan skripsi saudara **Umie Kalsum Salpidata**, NIM: 20400112031 mahasiswa Jurusan Pendidikan Bahasa Inggris pada Fakultas Tarbiyah dan Keguruan UIN Alauddin Makassar, setelah meneliti dan mengoreksi secara seksama skripsi yang bersangkutan dengan judul ***“Developing Material for Basic Competence of English Syllabus of 2013 Curriculum for Seventh Grade of MTsN Balang-Balang Gowa”*** memandang bahwa skripsi tersebut telah memenuhi syarat-syarat ilmiah dan dapat disetujui ke sidang munaqasah.

Gowa, 16 Agustus 2016

Pembimbing I

Pembimbing II



Dra. Hj. St. Azisah, M.Ed.st., PhD.
NIP. 19671231 199303 2 016

Indah Fadhilah Rahman, S. Pd.I., M. Hum.
NUPN. 9920100165

LIST OF CONTENTS

	Pages
COVER PAGE	i
PERNYATAAN KEASLIAN SKRIPSI	ii
PERSETUJUAN PEMBIMBING	iii
ACKNOWLEDGEMENTS	iv
LIST OF CONTENTS	vii
LIST OF APPENDICES	ix
LIST OF FIGURES	x
LIST OF TABLES	xi
ABSTRACT	xii
CHAPTER I INTRODUCTION	
A. Background	1
B. Research Focuses	3
C. Research Objectives	4
D. Research Significance	5
E. Research Scope and Delimitation	6
F. Operational Definition of Term	7
CHAPTER II REVIEW OF RELATED LITERATURES	
A. Previous Related Research Findings	9
B. Concept of Material Development	10
C. Theoretical Framework	24
CHAPTER III RESEARCH METHOD	
A. Research Method	26
B. Development Model	26
C. Research Subject	29
D. Types of Data	29
E. Research Instruments	30
F. Data Collecting Procedures	30
G. Try Out	30
H. Data Analyzing Technique	31

CHAPTER IV FINDINGS AND DISCUSSION

A. Findings.....	33
B. Discussion	55


CHAPTER V CONCLUSIONS AND SUGGESTIONS

A. Conclusions	58
B. Suggestions	59

BIBLIOGRAPHY	60
--------------------	----

APPENDICES	62
------------------	----

CURRICULUM VITAE.....	114
-----------------------	-----




LIST OF APPENDICES

	Page
APPENDIX 1. Questionnaire	62
APPENDIX 2. Need Analysis part A	67
APPENDIX 3. Need Analysis Part B	68
APPENDIX 4. Need Analysis Part C	69
APPENDIX 5. Teaching Material Design (Blue Print)	70
APPENDIX 6. Rubric for Expert and Teacher Judgment	72
APPENDIX 7. Teaching Material (Product)	77
APPENDIX 8. Teaching Observation Instruments	108
APPENDIX 9. Instrument of Teaching Material Analysis	110
APPENDIX 10. Documentation	113



LIST OF FIGURES

	Page
FIGURE 2.1 Theoretical Framework	25
FIGURE 3.1 The ADDIE's Model	27
FIGURE 4.1 Cover Book Design	43
FIGURE 4.2 Module Content	45
FIGURE 4.3 Module Content	46
FIGURE 4.4 Module Content	47
FIGURE 4.5 Module Content	48



LIST OF TABLES

TABLE 4.1 Systematic Organization of Material Aspects	35
TABLE 4.2 Systematic Content of English	37
TABLE 4.3 Systematic Learning Material.....	38



ABSTRACT

Thesis Title : Developing Material for Basic Competence of English Syllabus of 2013 Curriculum for the Seventh Grade Students at MTsN. Balang-Balang.
Year : 2016
Researcher : Umie Kalsum Salpidata
Consultant I : Dra. Hj. St. Azisah, M.Ed.st., PhD
Consultant II : Indah Fadhilah Rahman, S. Pd.I., M. Hum.

This research aimed at developing materials for basic competence of English Syllabus based on 2013 curriculum of the Seventh Grade Student at MTsN Balang-Balang, Gowa. Based on the preliminary study on July 2015, researcher found that the unpreparedness of teachers in implementing the 2013 curriculum relating to the competence and creativity of teachers, facilities and learning resources (handbook) were inadequate and not enough to be applied. Consequently teachers were still used the book-based curriculum KTSP and the teacher need additional sources of teaching materials to vary the learning activity in the class based on 2013 curriculum effectively.

The research design used in this study was Research and Development (R & D). The development model was ADDIE model. It stood for Analysis, Design, Develop, Implement, and Evaluate. The procedures included analyzing materials needed by students, designing the blueprint, developing the materials through the syllabus of 2013 curriculum. The product was tried out to the seventh grade students at MTsN. Balang-Balang. Type of data obtained in this study is qualitative. The instruments used in this study were questionnaire and rubrics for teacher and expert.

In this research, teacher and expert were involved in order to validate the product. There are three systematic aspects that they validated of the product: Systematic Organization of the Materials, Systematic of the English Teaching, and Systematic Content of English.

CHAPTER I

INTRODUCTION

A. Background

On July 2013, the education system in Indonesia establishes a new curriculum that is 2013 Curriculum. There are many factors underlying the establishment of the 2013 Curriculum including in the Law No. 20: 2003 that concerns the purpose of national education to develop students' potentials to become persons of faith and fear of God, noble, healthy, knowledgeable, capable, creative, independent, and become citizens of a democratic and accountable.

The 2013 curriculum itself is a curriculum that promotes the understanding, skill, and character education, in which students are required to understand the material, active in the process of discussions and presentations as well as having good manners and high discipline (Panduan Memahami Kurikulum, 2013). The 2013 curriculum is a develop curriculum with competence base from the previous curriculum in 2004 and KTSP 2006 which has attitude base, knowledge, and skill.

Based on the case above, the 2013 Curriculum was supposed to be implementing by the teachers in every schools in Indonesia. But the fact, there are still some teachers especially English teachers in south Sulawesi who still do not understand the procedures for the implementation of the curriculum in 2013 and still

uses the principle KTSP of teaching the curriculum when they have set a standard school 2013 curriculum.

To ensure that issue the researcher had conducted a preliminary study in May 2015 by interviewing one of the English teachers of MTsN Balang-Balang Gowa to analyze the implementation of 2013 curriculum especially in the Seventh Grade Junior High School. Researcher have chosen MTsN Balang-Balang Gowa as the place of her research because it easier for the researcher to develop the teaching materials because the teacher in this school really cooperative. It was also one of a few schools in south Sulawesi that has been already implementing 2013 curriculum. After doing an interview, researcher found that there were still many obstacles faced by teachers on implementing the 2013 curriculum in this school such as the unpreparedness of teachers in implementing the 2013 curriculum relating to the competence and creativity of teachers, the lack of specialized training of Religious Ministries related to the implementation of 2013 curriculum, facilities and learning resources (handbook) were inadequate and not enough to be applied. Consequently teachers were still used the book-based curriculum KTSP and the teacher need additional sources of teaching materials to vary the learning activities in the class based on 2013 curriculum effectively.

After identifying the problems and analyzing the factors, the researcher has a view that the existing problems above should be overcome. One way to overcome is to develop good material based on 2013 curriculum. The researcher along with her

six friends who have related researches conduct projects to resolve the problems concerning the learning material, particularly in the seventh grade curriculum is based on the syllabus of 2013, which has 11 basic competencies and the researcher conducted basic competence 3.7, 3.8 competences on syllabus.

There are some rules to develop material. In this case, Poerwati (2013) states that developing steps are (1) sets goal, made based on an analysis of various demands and expectations, (2) sets contain, is the material given to the students during the educational process of teaching and learning, (3) formulate teaching and learning activities, this includes the determination of the method and the overall learning process to achieve the goal, (4) evaluating.

B. Research Focus

Based on the background stated previously, formulated the research focus is:

“How is the development English learning materials should be developed systematically dealing with the basic competence 3.7 and 3.8 on the 2013 Curriculum at the seventh grade in MTsN Balang-Balang Gowa?”

By covering 4 subtopics;

1. How is formulate the organization of the English materials systematically dealing with the basic competence 3.7 and 3.8 of English syllabus?
2. How is arrange the English teaching systematically that is appropriate with the basic competence 3.7 and 3.8 of English syllabus?

3. How is design the content of English materials based on the cognitive and skill competence at 2013 Curriculum?
4. How is determine the instrument of assessment of the English materials dealing with the basic competence of English syllabus?

C. Research Objective

Based on the research problem stated previously, the research objective of this study was developed effective material for Basic Competence 3.7 and 3.8 of English syllabus of 2013 Curriculum for Seventh Grade at MTsN Balang- Balang Gowa.

By covering the subtopics below;

1. To formulate the organization of the English materials systematically dealing with the basic competence 3.7 and 3.8 of English syllabus.
2. To arrange the English teaching systematically that is appropriate with the basic competence 3.7 and 3.8 of English syllabus.
3. To design the content of English materials based on the cognitive and skill competence at 2013 Curriculum.
4. To determine the instrument of assessment of the English materials dealing with the basic competence of English syllabus.

D. Research Significance

1. Theoretical Significance

This research of study expect to developing material for seventh grade at MTsN Balang-Balang especially for basic competence of English syllabus.

2. Theoretical Practically

a. Significance for the researcher

By this research, the researcher itself can add insight, knowledge and experience regarding the broad scope of education, especially regarding the development of teaching materials based on the 2013 curriculum.

b. Significance for the students

By this research, the researcher really hopes that the product of this research can make the students active and creative in the teaching learning process especially in basic competence of English syllabus materials by applying taxonomy bloom based on the 2013 curriculum.

c. Significance for the teachers

By this research, the researcher really hopes that the product of the research will help them to make or to design good lesson plans and as a reference for lesson based on 2013 curriculum

d. Significance for the institution

By this research, the researcher hopes that this research really might be additional reading resources for students who want to develop material for basic

competence of English syllabus of 2013 curriculum In addition, the researcher hopes that the teaching materials can be a product in the manufacture of handbook for the Seventh Grade Junior High School as her originally desires.

E. Research Scope

The delimitations of this study are focused on developing basic competence 3.7 and 3.8 based on 2013 curriculum in seventh grade and also cover basic competence 1.1, 2.1, 4.7 and 4.8 that related with them.

The content of competence 3.7 is analyzing social function, text structure and language elements to explaining and questioning things, animals, and human adjective that related with appropriate context. The content of competence 3.8 is analyzing social function, text structure and language elements to explaining and questioning things, animals, and human's purpose and behavior that relates with social function, text structure in appropriate context.

F. Definition of Key terms

The title of this research is “*Developing Material for Basic Competence of English Syllabus dealing with 2013 Curriculum for Seventh Grade of MTsN Balang-Balang Gowa*”.

In understanding the topic of this research easily, the researcher would like to present the definition of key terms, as follows

1. Developing

Poerwati (2013: 42) points out that developing is the activities that generate or compose an entirely new, developing something that already exists. It means that Developing is process to design or to make a new product or things by using some system. Developing is one of ways that used to increase a product's quality. Developing is the one of key terms because the research design that researcher uses is research and development (R&D).

2. Basic competence 3.7 and 3.8

Basic competence 3.7 and 3.8 are part from 11 basic competences in 2013 curriculum English syllabus for first semester in seventh grade that has content which teacher can use and develop for teaching and learning process. The content of basic competence 3.7 is Social function, Text structure, and Language elements of Human, Animals, and Things Attitude material, and content of basic competence 3.8 is Social function, Text structure, and Language Elements from Oral and Written Text for list Attitude/ Adjective/ function from Human/ Animals/ Things material. Researcher can conclude that basic competence 3.7 is material about adjective and basic competence 3.8 is material about verb.

4. The 2013 Curriculum

Modul Pelatihan Implementasi Kurikulum (2014: 4) the 2013 curriculum is developing curriculum with competence base from the previous curriculum in 2004 and KTSP 2006 which has attitude base, knowledge, and skill. It means that 2013

curriculum is the development of curricula that are used to improve the quality of educators and learners.



CHAPTER II

REVIEW OF RELATED LITERATURE

A. Some Previous Research Finding

This part, the research writes down some previous related research findings some of them are states below:

1. Prihatiningsih (2012: 41) in her research *“Developing Materials for Teaching Descriptive Texts Through Facebook for Year Seven Students of Junior High School”* concluded that the syllabus which was centered on the Content Standard was compiled on the standard of competences and basic competences, instructional materials, learning activities, indicators, evaluations, time allotment, and sources. Developing Materials of Descriptive Text in Facebook Materials was developed into a product of descriptive materials in facebook. The texts were adapted/ modified from people around the students that were suitable with their environment. The contents come from many authentic books, magazines and internet. After the drafts of materials development were gathered, they were systematically arranged based on writing activities.
2. Tegeh (2014) points out in his research *“Pengembangan Bahan Ajar Seminar Problematika Teknologi Pendidikan Dengan ADDIE model”* style this research was used system which has developed steps systemically and available to design and develop material deal with classic or individual. In addition, ADDIE model

is one of model in Research and Development method that appropriate for conduct this research.

3. Ganjarsari (2015) found out from her survey on students of 7B class of SMP Wahid Hasyim Malang that the newest curriculum, 2013 Curriculum, which consists of many materials in one chapter make the students are considering to get bored. Therefore, the teacher should provide interesting media and material to the students. By her study, researcher conducted a research in developing the song to teach language components for the seventh graders of SMP Wahid Hasyim Malang that evidently can support the learning activity and improve students' mastery in vocabulary, pronunciation, and grammar.

Based on finding above, the researcher concluded that developing materials for seventh grade student based on 2013 Curriculum are still possible to be develop. Researcher was remake and redesign book because the teachers need some source for teaching and learning process dealing with 2013 curriculum.

B. Some Pertinent Ideas

1. Concept of materials development

a) Definition of materials Development

Tomlinson (2011: 2) defines materials development is both a field of study and a practical undertaking. As a field it studies the principle and procedures of the design, implementation, and evaluation of language teaching materials. Moreover,

Richard (2001: 2) states language curriculum development refers to the field of applied linguistic. It describes an interrelated set of processes that focuses on designing, revising, implementing, and evaluating language.

Yaumi (2012: 181) conclude that developing material is instruction not only as learner but also the teacher who stand every day in front of the class. They also together with the expert of content, designer, and instructor implementation of education develop new concept in teaching and learning process.

b) The kinds of material developing

The researcher adopts ADDIE Model. ADDIE is acronym of Analysis, Design, Development, Implementation, and Evaluation.

1. Analysis

In analysis phase, the researcher identifies of learners' needs, skill, exiting knowledge, and learning style. Then, researcher considers time line and budget needed in this research.

This phase is the most essential because it is the foundation or stepping stone for all other phase of this model. These outputs will be the inputs for the next phase. Design phase.

2. Design

In this phase, the researcher will design English materials based on curriculum 2013. In this phase, researchers will formulate learning objectives, define

learning strategies, looking for the source for developing material which is relevant with basic competence 3.7 and 3.8 and arranged in a blue print or material framework.

3. Development

This phase the framework or blueprint designed in the design phase will be developed in this stage. There are some steps in doing this phase. *First*, the researcher lists what activities which can assist the learners learn the materials. *Second*, researcher selects the best way which is appropriate with learners' styles. *Third*, researcher develops and produces material for basic competence 3.7 and 3.8 dealing with curriculum 2013 objectives of the course. Then, researcher organizes the materials. After that, researcher validates the materials to experts to make sure whether the material is appropriate to the students' needs as well as the goals and objectivities of the course or not. *Finally*, the final product is ready to be implemented.

4. Implementation

This phase deals with trying-out the product. In this case, the product is going to be implemented in the real learning/teaching.

5. Evaluation

This phase is designed to measure the rate of quality of the materials as being implemented. It will measure the appropriateness of the developing materials.

b. Concept of basic competence 3.7 and 3.8

1) Concept basic competence 3.7

Modul pelatihan implementasi kurikulum 2013 (2014) state that Basic Competence 3.7 is analyzing social function, text structure and language elements to explaining and questioning things, animals, and human adjective that related with appropriate context.

c. Concept of adjective

Hariyanto (2003) points out that the adjective is a word that is using to provide the properties of an object or it can be said also to limit the use of the noun. The adjective is located before the noun. In English grammar has two ways the use of adjectives in a sentence in English, namely:

a) Attributive Adjective

In this position the adjective used to describe a noun directly.

For example: *Lazy* Student, *Fat* man.

b) Predicate Adjective

In this position the adjective used to describe a noun indirectly.

For example: Researcher is very *happy*, They are *strong*.

a. Kinds of adjective

Hariyanto (2003) identified adjective into nine kinds, they are descriptive adjective, numeral adjective, quantitative adjective, demonstrative adjective, proper adjective, interrogative adjective, possessive adjective, and distributive adjective.

1) Descriptive Adjective

Descriptive adjectives are words that describe a person's circumstances or nature, animals, or objects that include size, measure, weight, smell, taste, color, and so forth.

For example: interesting, sick, wild, clever, lazy, diligent, small, happy, good, big, thin, pretty, near, dry, cheerful, hopeful, brave, tame, stupid, tall, doubtful, graceful, successful, and many more.

2) Numeral Adjective

Numeral adjective is an adjective that describing the number or indicate the exact number of an object. In English, numeral adjective grouped into three kinds.

c) Cardinal number is number start from 0 to infinity.

For example: one, two, three, four, five, six, seven, eight, nine, ten.

d) Ordinal number indicates how often it is mentioned numbers or levels of the object.

For example: first, second, third, fourth, fifth, etc.

e) Fraction in english divides in two groups. Rank fraction and decimal fraction

Rank fraction is formed by placing the cardinal number as an ordinal number in the numerator and the denominator, for example

- $\frac{1}{2}$ = a half
- $\frac{1}{3}$ = a third
- $\frac{1}{4}$ = a forth (a quarter)
- $3\frac{1}{2}$ = three and a half

Decimal Fraction is using the point as the delimiter, for example;

- 0.5 = zero point five -

- 1.7 = one point seven

f) Quantitative Adjective

Quantitative adjective is an adjective that describes the amount of an object, or an adjective that describes some of the many things that meant something. They are *many, much, A lot of, Lots of, Plenty of, A great many, A great deal of, Few, A Few, Little, A little, Several, Some, Any, No, All, and Enough*.

g) Demonstrative Adjective

Demonstrative adjective is the adjective that serves to indicate the goods, animals, animal, or person in question. In English grammar demonstrative adjective divides in two groups.

1) Definite Demonstrative Adjective

Definite Demonstrative Adjective is used to clearly show the objects. The definite demonstrative adjective kinds are *The, This, These, That, Those, The other, Such, The same*.

2) Indefinite Demonstrative Adjective

Indefinite demonstrative adjective is used to unclearly show the objects. The indefinite demonstrative adjective kinds are *A/a, Another, Other, and Any other*.

h) Proper Adjective

Proper Adjective is adjective that using to describe nouns. This adjective generally begins with capital letter. In general, the proper noun is often used to the

name of the country. For example: *The English* book, *The American* Language, *The Indonesian* flag, *The Javanese* tradition.

i) Interrogative Adjective

Interrogative adjective is an adjective that serves as question words. real function is to ask a noun. This adjective generally always followed by the object in question. The function is questioning noun and follow by the object. For example: *what car* is this?, *which pen* is yours?, and *whose books* is this?.

j) Possessive Adjective

Possessive adjective is an adjective that serves to explain the ownership of an object, whether animate or inanimate. In general, this adjective is always followed by the object, the adjective included; *My, your, our, their, his, her, and its*.

k) Distributive Adjective

Distributive Adjective is an adjective which indicates that the noun is the manifold, respectively, or a separate. The adjective included; *Each, Every, Either, Neither*.

d. Word formation

Hariyono (2013) point outs adjectives can be formed from a noun or a verb.

1. by adding a suffix *-able* to the verb meaning can

For example:

- | | |
|--------------|--------------|
| - readable | - comparable |
| - reasonable | - enjoyable |

- eat*able*
- depend*able*

2. by adding suffix *-ful* to the noun

For example:

- skill*ful*
- power*ful*
- help*ful*
- peace*ful*
- colour*ful*
- success*ful*

3. by adding suffix *-less* to the noun that means the opposite of noun

For example:

- care*less*
- use*less*
- end*less*

4. by adding suffix *-ous* to the noun

For example:

- danger*ous*
- envy*ous*
- marvel*ous*
- curte*ous*
- fam*ous*

5. by adding suffix *-y* to the noun

For example:

- mud*y*
- guilt*y*
- hungri*y*

6. by adding suffix *-ly* to the noun

For example:

- entire*ly*
- friend*ly*
- mother*ly*

7. by adding suffix *-al, -tai, -lai, or -tial* to the noun

For example:

- personal
- political
- industrial

8. by adding suffix *-ic, -etic, -atic* to the noun

For example:

- basic
- patriot*ic*
- artist*ic*

9. by adding suffix *-ed or -en* to the noun

For example:

- closed
- winged
- naturalized

10. by adding suffix *-ing* to the verb



For example:

- speaking
- writing
- flying
- smoking
- riding
- talking

11. By adding suffix *-ish* to the noun or adjective itself which has a similar meaning.

For example:

- bookish
- bluish
- childish

12. By adding suffix *-like* to the noun.

For example

- Lady*like*
- Human*like*
- Child*like*



2) Concept of basic competence 3.8

The content of competence 3.8 is analyzing social function, text structure and language elements to explaining and questioning things, animals, and human's purpose and behavior that relates with social function, text structure in appropriate context.

a) Concept of Verb

Haryanto argued that in English the verb can be grouped into several categories, namely:

a. Infinitive with to

To infinitive or to infinitives are generally used to write the verb stand-alone or linked in a sentence. For example:

- To say
- To buy
- To bring
- to cry

Verb without To is independent verb without To. In English grammar infinitive without To is use when:

- After auxiliary verb, except *to be*, such as *can, may, must, should, have, will*.
- After *let, make, feel, have, hear, help, notice, observe, see, watch*
- After word *need* and *dare* in negative and interrogative sentences
- After *to have, to let, and to make* in cause meaning.

2) Regular Verb and Irregular Verb

Irregular verb is a verb that follows the change of the normal rules, namely by adding -d or -ed to the verb form of the first so that the verb form of the second and third. Number of irregular verbs lot of infinity.

Irregular verbs are verbs that change does not follow the rules, or it can be said to form the past tense and past participle not add ed or -d.

3) Transitive Verb

Transitive verb is a verb that requires objects to complete understanding. In other words, this verb can not stand alone without the object as a noun or pronoun. In general, transitive verbs have only one object only. The object can be:

a) Noun

- I have bought *a new house*

b) Infinitive

- I want to swim

c) Gerund

- He likes *swimming*

d) Pronoun

- I will meet *her*

e) Phrase

- They do not know how *to make it go*.

f) Clause

- I do not know *what you wants*

4) Ordinary Verb

Ordinary verb is a verb that is used to declare a job or action. This verb can stand alone and have full meaning

5) Auxiliary Verb

Auxiliary verb is a verb that helps other verbs to form a complete sentence structure. The main characteristic of the auxiliary verb is not able to stand up in a sentence, but requires another verb mainly ordinary verb.

Words included in the auxiliary verb are:

- a) To be (is, am, are, was, were)

To be generally used to form a nominal sentence or sentences that predicate is not a verb, whether it be a sentence or a sentence negative news. While the sentence Tanya, to be placed at the beginning of the sentence which replaces Tanya said.

- b) *Do, Does, Did, Be, Being, Been, Have, Has, Had, can, Could, May, Might, Must, would, Need, Used to.*

6) Linking Verb

Linking verb is a verb that serves to connect between subjects with the pronoun or adjective that describes the subject. Which is included in this term are:

- | | |
|----------|---------|
| - Appear | - feel |
| - Become | - get |
| - Grow | - look |
| - Remain | - fall |
| - Seem | - smell |
| - Turn | - run |

C. Theoretical Framework

The study was aimed at developing adjective and verb materials for the seventh grade students of MTsN Balang-Balang. There were some instruments that used by the researcher in every phase to measure the rate of quality of the developed materials. In Analysis phase, researcher used students' questionnaire to analyze to students' needs. Next, Design phase, researcher had given judgment rubrics and worksheets to the experts to evaluate the blueprint about the materials that had been designed by the researcher. In line with the phase previously, the experts' judgment rubrics and worksheets were also used by the researcher in the Development and Implementation phase.

These were used to look whether the developed materials appropriate for the target learners or not. The last, Evaluation phase, the researcher only gave rubric to one of the experts. But to make the final evaluation more effective, the English teacher of the seventh grade students of MTsN Balang-Balang also have evaluated

the product. They have checked the quality of the product whether the developed materials fulfilled to the students' needs as well as the aims and objectives of the course or not. In addition, the theoretical framework of the study was summarized in a visual illustration in the next page.

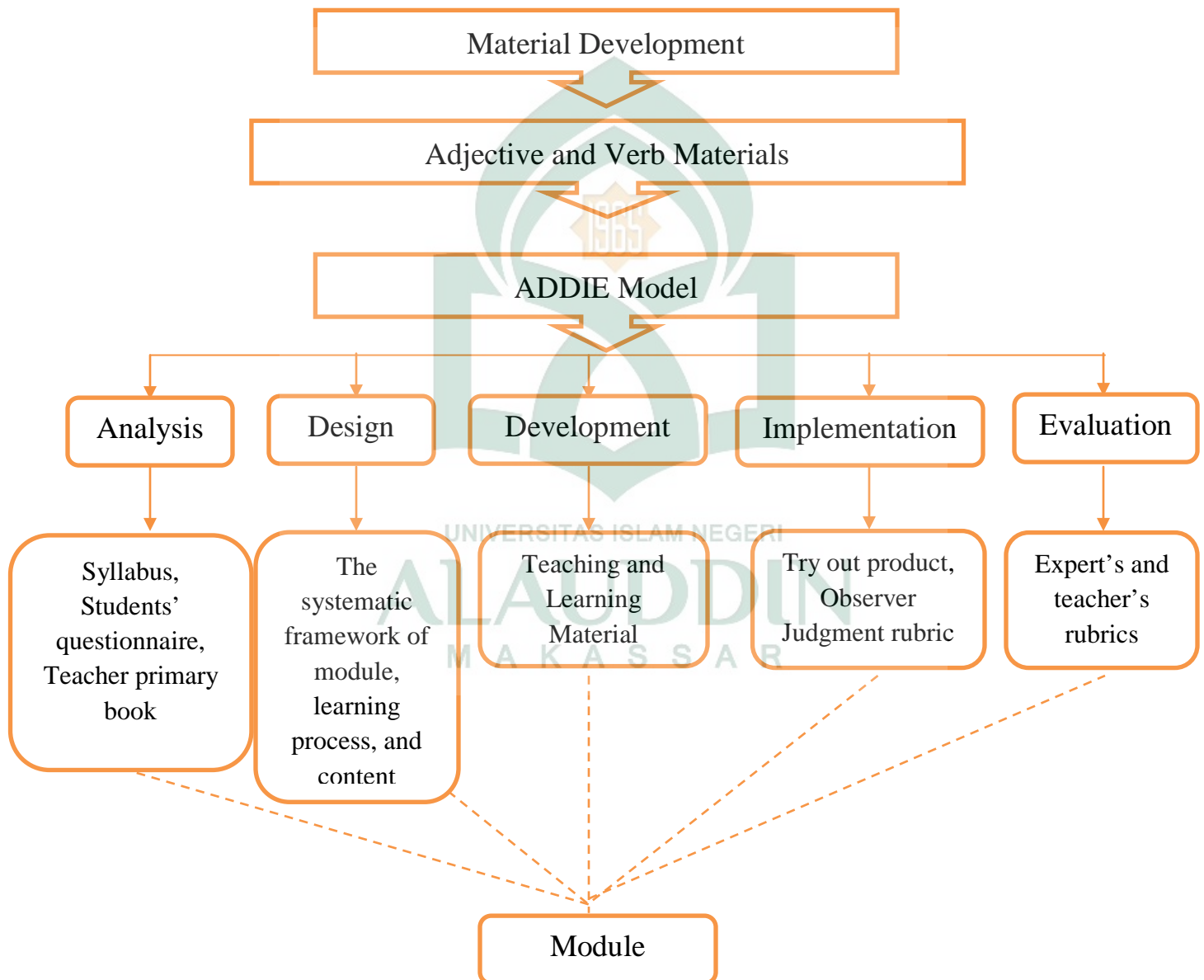


Figure 2.1: Theoretical Framework

CHAPTER III

METHOD OF THE RESEARCH

A. Research Method

This research is Research and Development (R&D). R&D is a name of research designs involving the learning device, such as syllabi, teaching materials, student worksheets, learning media, tests to measure learning outcomes (Latief: 173). The researcher adopt ADDIE Model. ADDIE is acronym of Analysis, Design, Development, Implementation, and Evaluation. The researcher applies ADDIE model that was more applicable because the model has more than one revision in the R&D cycle. It makes the product more valid, Research and Development Model (Sukirman: 46)

The ADDIE Model is designed to ensure that the learners achieve the goals and objectives of the learning purposes. It also allows the evaluation of students' needs and provides simple procedure to design and develop materials.

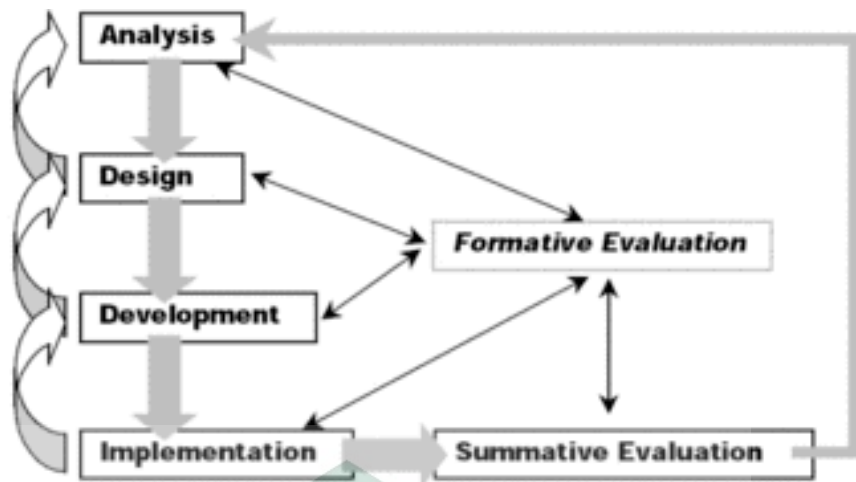


Figure 3.1. *ADDIE Model, Diagram by: Steven J. McGriff*

B. Development Models

1. Analysis

In this phase, the researcher has clarified the instructional problems and objectives, identify the learning environment, and learner's existing knowledge and skills. Then, researcher consider time line and budget needed in this research.

This phase was the most essential phase in ADDIE model because it was the foundation or stepping stone for all other phase of this model. These outputs be the inputs for the next phase. Design phase.

2. Design

In this phase, designing Greeting and Self introducing materials four the seventh grade considering the aims and objective of the learning process, designing blue print or materials frame work, determining target population description, selecting delivery materials, and identifying as much as sources.

3. Development

This phase the framework or blueprint designed in the design phase was developed in this stage. There are some steps in doing this phase. *First*, the researcher have listed what activities which can assist the learners learn the materials. *Second*, the researcher was selected the best way which is appropriate with learners' styles. *Third*, the researcher develops and produces material dealing with 2013 curriculum objectives of the course. Then, the researcher organizes the materials. After that, the researcher validates the materials to experts to make sure whether the material was appropriate to the students' needs as well as the goals and objectivities of the course or not. *Finally*, the final product is ready to be implemented.

4. Implementation

This phase deals with trying-out the product. In this case, the product was implemented in the real learning/teaching.

5. Evaluation

This phase was designed to measure the rate of quality of the materials as being implemented. It was measure the appropriateness of the developing materials. In this evaluation, two experts were involved to check the quality of the product. They are the expert in the content of the course and one of the experts in instructional design.

There were two types of evaluation. They are formative and Summative evaluation. Formative evaluation is ongoing during and between phases. It deals with the evaluation during the process of the materials development, whereas

summative evaluation deals with the final evaluation of developed materials. It occurs after the final of materials be implemented in trying-out the product (Sukirman: 2013). The data are gathered through questionnaires, rubric for teacher, and experts' judgment.

C. Research Subject

Subjects of trying- out at this stage are; 1) one of the experts in the content of the course; 2) one of the experts in instructional design, and; 3) the students of the school which still implements the 2013 curriculum in the academic year 2015/2016. For that reason, the researcher chooses the students group 4 of a classroom which from the seventh grade students of MTsN Balang-Balang.

D. Type of Data

Only one type of data was be obtained in this study; qualitative data. Qualitative data were gathered from rubric for teacher and experts' judgment, and questionnaire of students. From the rubric for teacher and experts' judgment, researcher obtain some information about the strengths and weaknesses of the developed material. Meanwhile, from the questionnaire, researcher obtain some information about the students' needs especially about adjective and verb materials.

E. Research Instruments

This research have used two kinds of instruments. They were rubric for teacher, and experts' judgment, and questionnaire. The first, rubric adapted from

Ghobrani (2011: 517-518) and Wodyatmoko (2011) as cited in Khair (2015) is used to evaluate or validate the product. Experts' judgment rubric was used for formative evaluation whereas rubric for teachers are used for summative evaluation. The questionnaire was given to students for conducting need analysis. The questions deal with students' points of view of adjective and verb materials.

F. Data Collecting Procedure

Type of data being obtained on this research was only qualitative data. Qualitative data gathers from experts and teacher who evaluate the product of the research. From the teacher's and experts' judgment rubrics, researcher obtain some information about the strengths and weaknesses of the developed materials. In line with that, the answer of questionnaire were analyzed qualitatively to know the students' needs.

G. Try Out

1. Try out Subject

The try-out subject of this research was the seventh grade of MTsN Balang-Balang which used the 2013 curriculum. The researcher was developed material for basic competence 3.7 and 3.8 for seventh grade.

2. Try out Design

In this case, analyzing and evaluating the quality of the product through expert judgment.

H. Data Analysis Technique

In line with the data of this research, researcher was used qualitative. Depending on the basic philosophical approach of the qualitative researcher, many methods exist for analyzing data. Miles and Huberman in Thomas (1994: 10) stated that qualitative data analysis consists of three concurrent flows of activity: data reduction, data display, and conclusion drawing/verification.

In data reduction phase, the researcher refer to select, focus, simplify, abstract, and transform data that appear in comments, notes, suggestions, rubrics, and questionnaires to short descriptions. Then, researcher determine relevance of strings of the data before by making codes. Thomas (2006) stated that the goal of data reduction got the bigger picture from the data. While coding helps break down the data into smaller parts, data reduction was the process of abstracting back out from the particular to the conceptual.

In the second phase, data display, the researcher have organized the compressed information in the previous phase and assembling it in ways that help her drawing conclusions. It could be an extended piece of text or a diagram, chart, or matrix that provides a new way of arranging and thinking about the more textually embedded data. Silverman in Thomas (2000) stated that data displays, whether in word or diagrammatic form, allow the analyst to extrapolate from the data enough to begin to discern systematic patterns and interrelationships. At the display stage, additional, higher order categories or themes may emerge from the data that go beyond those first discovered during the initial process of data reduction.

The last phase, conclusion drawing/verification, the researcher was tried to represent and describe what she have seen in the data (meanings, observations). The researcher was always refer back to the data displays and raw data as descriptions or causal statements are made. In addition, Thomas (2006) concluded this phase relies very heavy on logical evaluation and systematic description.



CHAPTER IV

FINDINGS AND DISCUSSION

A. Findings

The result of the research finished based on ADDIE model which had been done on the development. Furthermore, this section presented some results in the developing English Materials for adjective and verb that describing about adjective and verb of people, adjective and verb of animal and things. They included the result of needs analysis, the result of product design by utilizing the qualitative method, and the results of validation by analysing the correction and suggestion by answer of the three Research Focus of this research.

1. The result of Needs Analysis (Analyzing Phase)

a. The results of need analysis of materials based on the syllabus

The result of needs analysis based on the materials in the syllabus of 2013 Curriculum covering the 3.7, 3.8, 4.8, and 4.9 competencies were expected to the students to be able to make a short and simple text structure, and language elements of human, animals, and things Attitude. *Firsts*, the core topics had been designed into twelve subtopics which were appropriate with the amount of meeting learnings. In other words, materials of adjective and verb was developed in several subtopics. They were people and things around school, Animals in the zoo, and people and things around us, things that really useful. *Second*, every meeting had a core skill and it was integrated one another in flows of skill that the researcher arranged

sistematically. Again, learning activities dealt with scientific approach included observing, questioning, collecting information, associating, and communicating. Last, the researcher developed learning instruction referring to the type of activities which was consisted of individual, pair, and group activitiy, the amount of activities, and text structure. These materials were developed in order to provide suitable materials for the Seventh grade students of MTsN. Balang-Balang, Gowa.

b. The results of need analysis of developing learning materials based on the student's questioinnaires

The questionnaires consisted of four parts. The first was student's information, *(See the Appendix 1)*. The second was systematic organization of integrated English materials. The third was systematic English teaching which was appropriate with the learning activities and the forth was systematic content of English materials covered the syllabus of the 2013 curriculum. After distributing the questionnaires, in systematic organization of integrated English materials part, the researcher then concluded all the findings as shown in next page;

No	Aspect	Form of material design					
1	Systematic organization of material	Drawing	With color	Black and white	caricature	cartoon	Real picture

		5	14	2	7	5	17
		students	students	students	Students	students	students

Table 4.1 Systematic organization of material aspect

In part A consisted of five questions. For the first question *Do you like if the teacher gives apperception before the class start?*, all students were choose *yes* that means they really want if the teacher gave apperception. The second question *What kind of opening formation do you like most?*, there were five options for that question. They were ice breaker, warming up, only pray, motivation story, and small games. There were 24 students who chosen only pray, three students were chosen motivation story and only one student was chosen small games. As result shown, researcher conclude that they liked pray and motivation story. The third question *What kind of activities do you like?*, the researcher found that there were 30 students who have chosen that they wanted listen to the teacher's explanation directly and no one students chosen for direct to practice and reading the instruction from the book.

The question for the forth *What kind of learning material do you like most?*, the researcher found vary answer from students. There were 5 students who chosen for text, 15 students for drawing, 2 students for dialogue, and 8 students for presentation. As result shown, researcher conclude that they like if the materials served with the drawing content. For the fifth question *What kind of book design do you wish for?*, there were 14 students who chosen for drawing, 14 students also who

chosen with color, and 2 students who chosen for black and white. After identified, researcher concludes that the students wanted if the book was design with drawing and full color.

The last question *What kind of drawing do you wish for?*, there were 7 students who chosen caricature, 5 students chosen for cartoon, and 17 students chosen for real picture. After obtain the result, the researcher conclude that the students like if the design model with real picture. *(See the appendix 2).*

All students wanted to be given the pre study-orientation before studying, they were pray and motivation story, they wanted directly listen to the teacher's explanation, students want if the materials is given in a text form and the students want if the book was designed with real-pictures as they saw in the daily life. Furthermore, in part B, the researcher came into a conclusion as shown in next page.



No	Aspect	Contents			
	Systematic contents English	Adjective and verb in daily	Adjective and verb appropriate	Adjective and verb appropriate	Adjective and verb appropriate

	material		with human	with animal	with things
		7	29	29	29
		students	students	students	students

Table 4.2 systematic content of English Material

In Part B consist of 4 questions. The first *in what way do you like to learn adjective and verb?*, for this question there were 12 students who chosen for though conversation, 10 students who chosen for by observing the media, and there were 6 students who chosen for through discussion. From those answered the researcher obtain conclude that the students like to learn adjective and verb through conversation and observing the media. The second *if material is about adjective and verb what will you learn?*, there were 20 students who chosen real example and there were 7 students who chosen for adjective and verb in daily.

The researcher concluded that the students wanted material with real example. The third *if the material is about adjective, what kind of adjective do you want to know?*, the researcher obtain that the students wanted to know adjective that appropriate with human, animals, and things. And the last *if the material is about verb, what kind of verb do you want to know?*. The researcher obtain that the students wanted to know verb that appropriate with human, animals, and things. *(See the appendix 3).*

This part consisted of four questions, students wanted “conversation and observing” when they want to learn adjective and verb, students would like to

material about real example. Furthermore, when they were asked to adjective then they would like to know adjective of human, animal, and things. Then, also in the part C the researcher found a data as shown below.

No	Aspect	Activities				
		Individual	Pair	Project group	Discussion	presentation
	Systematic learning materials					
		19 students	3 Students	5 Students	3 students	11 students

Table 4.3 Systematic learning materials

Part C consisted of 5 questions, as a conclusion found by the researcher that the students really wanted a learning model with individual and group project and when they were asked to present a learning material they would like to present it with their group or individual presentation, however students wanted the teacher to combine the teaching process with “*games activity*”, and researcher also found some obstacles that students faced when they were learnt adjective and verb materials; 1) Students were difficult to memorize the new vocabulary 2) Students were difficult to understand and using English in good pronunciation 3) Students were difficult to concentrate during the learning process. (*See appendix 4*).

c. The result of need analysis of Expert judgment suggestion

The questionnaire that used by the researcher to analyze the students' needs were originally designed by the researcher. At the first time, the researcher designed it by deciding the components that will be put on the questionnaire until it done with three parts. The first part consist of six questions related to the organization of the materials, the point of the questions were wanted to knowing the target of the materials systematic. Furthermore, in the second part that consists of four questions related to the content of materials. These questions were to know the learning systematic that the students' need in order to achieve the target in designing the materials that applicable for the students. Then, in the third part that consists of five questions, the point of these questions was to know the target that wanted to achieve in systematic of learning materials.

Moreover, this questionnaire was not directly distributed to the students. The researcher also proposed to the expert to correct and give suggestion according to the questionnaire made. Then, the expert was suggested to delete and change some components of the answer choice of each question and resulting the final questionnaire that distributed to the students. Therefore, the result of this questionnaire was accepted and validated by the expert since it was relevant and applicable for the students.

2. The Design of the Content Materials (Designing Phase)

In this phase, the researcher made a design of blue print. This blue print filled with six components. The components were the topic of each meeting, content of

materials, primary skill, the flow of skills, scientific approaches that consist of five approaches (observing, questioning, collecting information, associating, and communicating), and the last was learning instructions that consist of three part (type of activity, amount of the activity in meeting, and text structure used).

a. The Result of Design of Topic and Content Materials

This blue print lead twelve meetings consist of two basic competences 3.7, 4.8 about adjective material and 3.7, 4.9 are about verb material. Each of the meetings has different content of materials for example the first meeting was about things in classroom and their adjectives. The second meeting was about my classmate characteristics. The third and forth meetings were about my pets and pet's adjective. Then, the fifth and sixth meetings were discussing about going to the zoo in the fifth meeting. Mammals and wild animals were in the sixth meeting.

The seventh meeting was talking about occupation that related with their adjective, for the eighth meeting was discussing about website and grammar focus for preposition according to 3.8 competences. The content of materials for the ninth and tenth were about adjective in the kitchen (the things and all their function). The eleventh meeting told about *Greedy Mouse* passage (The adjective that raising in the text). In the last meeting, the content material was focus on grammar special for yes-no Question. *(See appendix 5).*

b. The Result of Design of Primary Skill and the Flow of Skills

As mentioned before that there were six components in this blue print design and already wrote the topics and the content materials for each meeting. The other components were primary skill. Primary skill is the main skill that taught in a meeting. Therefore, the flow of skills was the skill flows that appeared during the learning process when the materials taught. As known, there were four skills in English, they are reading, writing, listening, and speaking but it was not possible that in a meeting the four skills appeared.

c. The Result of Design of Scientific Approaches

Scientific approaches lead five elements based on 2013 curriculum. It was observing, questioning, collecting information, associating, and communicating that as the elements of the materials. These elements convinced to make the materials systematic.

d. The Result of Design of Learning Instruction

Learning instruction lead three parts, they are type of activity, amount of activity, and text structure. Type of activity here was the type of the project or assignment given. It could be self activity, pair activity, group, etc. Furthermore, amount activity was the total of the activity given in a meeting. And text structure was the type or kind of structure that used in that material like the tenses or pronoun.

e. The Result of Design of Expert Judgment Suggestion

Furthermore, at the first time of the design of this blue print was lead learning instruction. There were pre-study instruction and glossary. However, the expert suggested to omit those parts since they didn't support the materials or in other words they didn't needed.

3. The result of the product design based on module (Development Phase)

a. The Result of Development of Rubric for Expert and Teacher

This section presented some aspects on how to develop Adjective and Verb Materials. They included the systematic organization of materials, systematic of English teaching, and systematic content of English. All of the aspects were discussed on the following. *(See appendix 6)*.

1. Systematic Organization of Materials

Systematic organization of materials included cover design, layout, organization of materials, and instructional objectives. First, cover design indicated that the cover is attractive to the learners. Second, layout included with 1) the layout is clear for learners and 2) the layout is attractive to the learners. Third, instructional objectives covered with 1) the instructional objectives are clear, 2) the instructional objectives are understandable, 3) the instructional objectives ordered appropriately, and 4) the instructional objectives reflect to the topic.

2. Systematic of English Teaching

Systematic of English teaching covered activities that contain 3 parts, they were 1) the activities are attractive, 2) the activities are motivated learners, and 3) the activities are varied in format.

3. Systematic content of English

Systematic content of English identified 4 parts. They were example, topic/subtopic, content of the materials, and language. First examples were dealt with 1) the example were clear, 2) the example were understandable, 3) the example are too easy, 4) the example are too difficult, and 4) the example help learners to understand the material. Second, topic/subtopic divided into 1) the topics were appropriated with the syllabus, 2) the topics were relevant with the learners' need and interest, and 3) the topics were developed attractively. Third, content of materials measured 1) the content of the materials is clear, 2) the content of the materials is appropriate, 3) the content of the materials is understandable, 4) the content of the materials matches with the goals of the course, 5) the content of the materials matched the objectives of the course, 6) the content of the materials matches with the 2013 Curriculum, students' needs, and interest, 7) the content of the materials are well designed, and 8) the content of the materials is up-to-date. Last, language dispensed 1) the language used was appropriate with students' English proficiency, 2) the language was clear, and 3) the language was understandable. (*See the appendix 7*).

4. The Result of Implementation (Implementing Phase)

a. The results of materials based on the observation learning instrument

In this phase, there were three main stages of the implementation of the preliminary study, the core and the cover. At a preliminary stage, there were several aspects that needed to be considered. Therefore, All of the results were discussed on the following weighted achievement by an observer with 1 until 4 grading scale, where 4 (very good) 3 (good) 2 (less good) 1 (not good). The results of the observer ratings, the first was a form motivation of students that include; associate learning materials were now with the experience of learners (score 4). Asking challenging questions (score 3). Delivering the benefits of learning materials (score 3). Demonstrating something related to the subject materials or topic (score 4) and checking the behavior of the initial (entry behavior) (score 3). The second was the delivering of competency and plan activities that include; delivering the capability to be achieved by learners (interaction KI 3 and KI 4 which have implications for the development of KI 1 and KI 2) (score 4) and submitting an action plan (score 3).

Furthermore, the core learning phase to consider several aspects including; mastering of the material which cover; the ability to adapt material to the learning objectives (score 4). The ability to link the materials with other relevant knowledge, science, and technology development in the real life situation (score 3), managing the discussion of learning materials with learning experiences appropriately (score

4). Presenting material in a systematic (easy to difficult and concrete to the abstract) (score 4).

Moreover, the core activities of observer also concluded the implementation of learning achievement. These were the observations; aspects of the application of learning strategies, including; the learning activities in accordance with the competence to be achieved (score 4). The learning activities included preliminary component, the core and the cover (score 4). Learning activities coherently (score 4). Discipline and good classroom atmosphere (score 3), contextual learning (score 4). Developing spiritual attitude activity learning and social attitudes of learners (score 4) as well as learning according to the planned time allocation planned.

In other hand, analysis also formulated the score due respect to the application of scientific approach (observing, questioning, collecting information, associating and communicating), among others; facilitating learners to observe and to determine the problem that we wanted to know (score 4). Facilitating learners to formulate questions (score 4). Facilitating learners to gather information /data relevant to the questions that have been formulated (score 4). Facilitating learners to process/analyze information to make conclusions (score 4). Facilitating learners to communicate knowledge gained.

In addition, observer also concluded an assessment of teachers based on the utilization of learning resources/media in learning. The analyst Viewed aspects included; demonstrating skills in the use of learning resources (score 4).

Demonstrating skills in the use of learning media as varied as the use of audio/song, cartoons and play games (score 4). Producing a compelling message through the use of instructional media (score 3). Involving the students in utilization learning resources (score 4). Engaging learners in the use of media (score 4).

Therewith, Fostering active participation of learners (mental, physical, and social) through the interaction of teachers, learners, learning resources (score 4). Respond positively the participation of learners (score 4). Demonstrating interpersonal relationships conducive (score 3). Cultivating cheerfulness or enthusiastic learners in learning (score 4). At least, that aspect was also inseparable from the observer ratings of them use language correctly and on the learning and teaching cover. Therefore, concluded the results of such assessment; using spoken language clearly and fluently (score 4). Using written language is good and right (score 4). Conduct a reflection or a summary to engage learners (score 4). Providing oral and written tests (score 4). Collecting work as portfolio materials (score 4). Conducting a follow-up to provide direction following activities and tasks enrichment or remedial (score 4). *(See the appendix 8).*

b. Expert judgment suggestion

Finally, the expert pointed out that the teaching materials that the author developed previously were clear, understandable, and applicable.

5. The Result of Evaluation (Evaluating Phase)

a. The Result of Evaluation of Analysis of Students Teaching Materials

The result of evaluation of analysis of students teaching materials was covering five components. First, the suitability of the contents of the book with the basic competencies consisting 1) Contents instructional materials described conformity with coverage KD of KI-1 and KI-2, 2) Contents of teaching materials described conformity with coverage KD of KI-3, 3) Fill instructional materials describe the conformity with coverage KD of KI-4, 4) Contents of teaching materials describe the adequacy growth development KD of KI-1 and KI-2, 5) Fill each instructional materials describe the adequacy Achievement Indicators KD of KI-3, and 6) Content of teaching materials describe conformity with the adequacy Achievement Indicators KD of KI-4. Second, the breadth, the depth, the present, and the accuracy of the learning material in each chapter guide students included 1) contents of teaching materials describe the suitability, breadth, and depth of the material with coverage KD of KI-1, KI-2, KI-3, and KI -4, 2) fill instructional materials describe the suitability of the material in the context of the current (present), and 3) fill instructional materials describe the accuracy / truth concept. Third, shows an example of teaching materials (factual knowledge, conceptual and procedural) in each chapter guide students. Which includes 1) Contents of teaching materials to illustrate examples of material factual knowledge, 2) Fill material teaching materials to illustrate examples of conceptual knowledge, and 3) The

contents of teaching materials describe examples of the material exposure procedural knowledge. Fourth, the feasibility of the learning activities in each chapter guide students. Which includes 1) Contents of teaching materials describe the steps KD achievement of KI-3 and KI-4, and 2) Fill instructional materials describe the use of one of the activities step learning model discovery learning, project-based learning, problem-based learning, inquiry learning, genre-based learning. Fifth, feasibility assessment in each chapter guided the students in 1) Fill each instructional materials describe aspects growth development attitude, 2) The contents of teaching materials describe their assessment knowledge aspect, and 3) The contents of teaching materials describe the aspects of skill growth development. *(See the appendix 9).*

b. The Result of Evaluation of Expert Judgment Suggestion

The components of the teaching materials in 3.7, 3.8, 4.8, and 4.9 competences that developed as a module already shown and checked by the expert and again to validate the learning materials (module), expert used the instrument of Learning Materials Analysis. The Learning Materials Analysis used was the standard one, where there approximately four items marked then the module validated.

Moreover, the first item was the suitability of the materials with the Standard Competence. Then, the expert his self marked that the learning materials in the module already suitable with the standard competence (KI 1-4). The second

item was the breadth, depth, up to date, and accuracy of the teaching materials in every single meeting. The expert claimed that all the materials in were accurate and up to date since the source were strong and accurate. Further, the third item that marked was the sample of the learning materials should showed the factual knowledge, conceptual knowledge, as well as its procedure. The expert claimed that the learning materials already showed what this item was strived for. The last item was the properness of the learning activity in every single meeting. Since the activities in the module were cleared and explained the step of the activity by using the scientific approaches, then the expert convinced that all the learning activities were proper. Finally, after all the items marked and resulted goods mark, the learning materials (module) then claimed as valid.

B. Discussion

Based on the preliminary study and interview on July 2015 in MTsN Balang-Balang Gowa, researcher found that there were still many obstacles in implementing the 2013 curriculum. The first was the unpreparedness of teachers in implementing the 2013 curriculum. The second was relating to the competence and creativity of teachers, the third is facilities and learning resources (handbook) that there were inadequate and not enough to be applied. Consequently, teachers were still used the book-based curriculum KTSP and the teacher need additional sources of teaching materials to vary the learning activities in the class based on 2013 curriculum effectively in class.

Based on the research focus presented in the previous chapter, there was a research question by covering 3 subtopics questions that had answered. They were systematic organization of materials, systematic content of materials and systematic learning materials according student needs and base on 2013 curriculum by using ADDIE Model.

The findings above were in line with some previous research findings. *First*, Prihatiningsih (2012: 41) on her research “*Developing Materials for Teaching Descriptive Texts Through Facebook for Year Seven Students of Junior High School*” concluded that the syllabus which was centered on the Content Standard was compiled on the standard of competences and basic competences, instructional materials, learning activities, indicators, evaluations, time allotment, and sources. Developing Materials of Descriptive Text in Facebook Materials was developed into a product of descriptive materials in facebook. The text were adapted/ modified from people around the students that were suitable with their environment. The contents come from many authentic books, magazines and internet. After the drafts of materials development were gathered, they were systematically arranged based on writing activities.

Furthermore, for the research question about need analysis the researcher found in systematic organization of materials that the students wanted materials from conversation and observation, and material with real example.

Ganjarsari (2015) found out from her survey on students of 7B class of SMP Wahid Hasyim Malang that the newest curriculum, 2013 Curriculum, which consists of many materials in one chapter that make the students to get bored. By her study, researcher conducted a research in developing the song to teach language components for the seventh graders of SMP Wahid Hasyim Malang that evidently can support the learning activity and improve students' mastery in vocabulary, pronunciation, and grammar.

Moreover, in systematic organization of students' needs of questionnaire, the researcher indicated that in learning English, particularly in learning adjective and verb materials was well-organized, understandable, full color, and real picture.

Moreover, the result of evaluation of student's book analysis instrument by the expert, were well-defined goals. For instance, practice the useful expression, discussions, pairs, small group, presentation and individual. The result from validation of teaching materials showed that the goals of product were clear and understandable.

CHAPTER V

CONCLUSIONS AND RECOMMENDATION

A. Conclusions

Based on the findings and discussions of the research that has been done, and are associated with the formulation of the research focuses, it can be concluded some points related to the development of Adjective and Verb Materials as follows:

This research aimed at developing materials for basic competence of English Syllabus based on 2013 curriculum of the Seventh Grade Student at MTsN Balang-Balang, Gowa. Based on the preliminary study on July 2015, researcher found that the unpreparedness of teachers in implementing the 2013 curriculum relating to the competence and creativity of teachers, facilities and learning resources (handbook) were inadequate and not enough to be applied. Consequently teachers were still used the book-based curriculum KTSP and the teacher need additional sources of teaching materials to vary the learning activity in the class based on 2013 curriculum effectively.

The research design used in this study was Research and Development (R & D). The development model was ADDIE model. It stood for Analysis, Design, Develop, Implement, and Evaluate. The procedures included analyzing materials needed by students, designing the blueprint, developing the materials through the

syllabus of 2013 curriculum. The product was tried out to the seventh grade students at MTsN. Balang-Balang. Type of data obtained in this study is qualitative. The instruments used in this study were questionnaire and rubrics for teacher and expert.

In this research, teacher and expert were involved in order to validate the product. There are three systematic aspects that they validated of the product: Systematic Organization of the Materials, Systematic of the English Teaching, and Systematic Content of English.

B. Recommendation

This part refers to the recommendation for utilization of the product, and dissemination of the product. They were discussed on the following.

1. Utilization

This product is developed for Seventh Grade students. It can be used in English Language Teaching Department. Therefore, it is strongly recommended for the teachers who teach English subject to use this product as their primary reference.

2. Dissemination

Many ways can be done to disseminate this product. First, publishing for a commercial purpose can be the best way to disseminate it because the publisher will work hard to sell it as much as possible. Second, calling a seminar or workshop can also be away to disseminate it. It means that it was promoted to

the public who attend to the seminar. Finally, the internet is also one of the best alternatives to disseminate it. It can be uploaded either for commercial or free, and then we share its link to our friends, community, and groups using Facebook, Twitter, E-mail, and other social media.



Bibliography

"ADDIE Model". *Instructional Systems, College of Education, Penn State, University*. Retrived on May, 14th, 2015 from http://www.instructionaldesigncentral.com/htm/IDC_instructionaldesignmodels.htm#ddie.

Arikunto, S. *Prosedur Penelitian*. Jakarta: Rineka Cipta. 2010.

Djarmika. *A fun and Easy English Book*. Jakarta: Platinum. 2014

Ganjarsari, Rima Damai. *Developing the Song to Teach Language Components for the Seventh Graders of SMP Wahid Hasyim Malang*, Thesis. Malang. Brawijaya University. 2015.

Hariyanto Dony & Hariyanto Rudy, *English Grammar for general application*. Surabaya: Gite Media Press. 2003.

Khair, Miftahul. *Developing English Learning Material for Young Learners Based on Need Analysis: Thesis*, Makassar: School of Under Graduate Studies, Alauddin State Islamic University. 2015.

Latif, Muhammad Adnan. *Research Methods on Language Learning (An Intriduction)*. Malang: UM Press. 2012.

Modul Pelatihan Implementasi Kurikulum 201. Jakarta: Badan Pengembangan Sumber Daya Manusia dan Kebudayaan dan Penjamin Mutu Pendidikan Kementrian dan Kebudayaan. 2014.

Mursyidah, M Mutia. *Improving the Students Ability in Writing Descriptive text by Using PPT: Thesis*, Makassar: School of Under Graduate Studies, Alauddin State Islamic University. 2012.

Poerwati, Loeloek Endah and Sofyan Amri. *Panduan Memahami Kurikulum 2013*. Jakarta: PT. Prestasi Putra Karya. 2013.

Prihatiningsih. *Developing Materials for Teaching Descriptive Texts Thought Facebook*. 2012.

Richards, J.C. *Curriculu Development in Language Teaching*. New York: Cambridge University Press. 2001


Tegeh, I Made dkk. *Model Penelitian Pengmbangan*. Singaraja: Graha Ilmu. 2014

Thomas, David R. *A General Inductive Approach for Analyzing Qualitative Evaluation Data*. New Zealand: University of Auckland. 2006.

Tomlinson, B, *Materials Development in Language Teaching*. United Kingdom: Cambridge University Press. 2011.

Yaumi, M, *Desain Pembelajaran Efektif*. Makassar: Alauddin University Press.
2012

Zaida, Nur, *Practice Your English*. Bandung: Penerbit Erlangga. 2014.



CURRICULUM VITAE



The writer, Umie Kalsum Salpidata, was born on February 19st, 1994 in Sandakan, Malay. She has two brothers and one sister. She is the first child of Irwan S and Hawangki.

In 1998, she started her education in TK Pertiwi Enrekang and graduated in 2000. She continued her study in SD Inpres Tamalanrea VI Makassar and graduated in 2006. She continued her study in SMPN 30 Makassar and graduated in 2009. In the same year, she continued her study in SMAN 21 Makassar and graduated in 2012.

In following years, she continued her study at State Islamic University (UIN) Alauddin Makassar 2012-2016. Besides a student at the University, she also actives as Volunteer in extra organization called 1000 Guru Sulawesi Selatan, the Founder of social community, the Children Independent Action (GAJADEKA), and English teacher in Laniang Institute of Makassar.