


**INCREASING STUDENTS' VOCABULARY MASTERY BY USING  
EYE-SPY GAME AT THE SECOND GRADE OF SMP  
BABUSSALAM SELAYAR**



**A Thesis  
Submitted in Partial Fulfillment of the Requirements for the Degree of  
Sarjana Pendidikan in English Education Department of  
Tarbiyah and Teaching Science Faculty of  
UIN Alauddin Makassar**

**UNIVERSITAS ISLAM NEGERI  
ALAUDDIN  
By:  
ULIL AMRI  
Reg. Number: 20400112053**

**ENGLISH EDUCATION DEPARTMENT  
TARBIYAH AND TEACHING SCIENCE FACULTY  
ALAUDDIN STATE ISLAMIC UNIVERSITY MAKASSAR  
2016**

## PERNYATAAN KEASLIAN SKRIPSI

Mahasiswa yang bertanda tangan di bawah ini:

Nama : Ulil Amri  
NIM : 2040112053  
Tempat/Tgl. Lahir : Lembangia, 30 Juni 1992  
Jurusan : Pendidikan Bahasa Inggris  
Fakultas : Tarbiyah dan Keguruan  
Alamat : Jln. Manuruki 13  
Judul : *Increasing Students' Vocabulary Mastery by Using Eye-Spy Game at the Second Grade of SMP Babussalam Selayar.*

Menyatakan dengan sesungguhnya dan penuh kesadaran bahwa skripsi ini benar adalah hasil karya sendiri. Jika di kemudian hari terbukti bahwa ia merupakan duplikat, tiruan, plagiat, atau dibuat oleh orang lain, sebagian atau seluruhnya, maka skripsi dan gelar yang diperoleh karenanya batal demi hukum.

UNIVERSITAS ISLAM NEGERI  
ALA UDDIN  
M A K A S S A R  
Makassar, Maret 2016  
Penyusun,

**ULIL AMRI**  
**NIM. 2040112053**

## PERSETUJUAN PEMBIMBING

Pembimbing penulisan skripsi saudara **Ulil Amri**, NIM: 20400112053 mahasiswi Jurusan Pendidikan Bahasa Inggris pada Fakultas Tarbiyah dan Keguruan UIN Alauddin Makassar, setelah meneliti dan mengoreksi secara seksama skripsi yang bersangkutan dengan judul "Increasing Students' Vocabulary Mastery by Using Eye-Spy Game at the Second Grade of SMP Babussalam Selayar" memandang bahwa skripsi tersebut telah memenuhi syarat-syarat ilmiah dan dapat disetujui ke sidang munaqasah.



Makassar, maret 2016

UNIVERSITAS ISLAM NEGERI  
**ALAUDDIN**

Pembimbing I M A K A S S A R Pembimbing II

Dr. Hj. Djuwairiah Ahmad, M.Pd., M.TESOL  
NIP. 19700619 199403 2 001

H. Erwin Hafid, Lc., M. Th.I., M. Ed.  
NIP. 19740912 200003 1 002

## PENGESAHAN SKRIPSI

Skripsi yang berjudul, *“Increasing Students Vocabulary Mastery by Using Eye-Spy Game at the Second Grade of SMP Babussalam Selayar”* yang disusun oleh saudara **Ulil Amri, NIM: 20400112053**, Mahasiswa Jurusan Pendidikan Bahasa Inggris pada Fakultas Tarbiyah dan keguruan UIN Alauddin Makassar, telah diuji dan dipertahankan dalam sidang munaqasyah yang diselenggarakan pada hari Jum’at, tanggal **01 Juli 2016 M**, bertepatan dengan **26 Ramadhan 1437 H** dan dinyatakan telah dapat diterima sebagai salah satu syarat untuk mendapatkan gelar Sarjana Pendidikan (S.Pd) pada Fakultas Tarbiyah dan Keguruan Program Studi Pendidikan Bahasa Inggris, dengan beberapa perbaikan.

Samata - Gowa, 01 Juli 2016M.  
26 Ramadhan 1437 H.

### DEWAN PENGUJI:

(SK Dekan No 1716 Tertanggal 20 Maret 2016)

Ketua : Dr. Hamka Ilyas, M. Th.I. (.....)

Sekretaris : Dr. St. Aisyah Chalik, M. Pd (.....)

Munaqisy I : Dr. Kamsinah, M.Pd. I (.....)

Munaqisy II : Sitti Nurpahmi, S.Pd., M.Pd (.....)

Pembimbing I: Dr. Hj. Djuwairiah Ahmad, M.Pd., M.TESOL. (.....)

Pembimbing II : H. Erwin Hafid, Lc., M. Th.I, M. Ed (.....)

Mengetahui:  
Dekan Fakultas Tarbiyah dan Keguruan  
UIN Alauddin Makassar

**Dr. H. Muhammad Amri, Lc.,M.Ag.**  
**NIP.19730120 200312 1 001**

## ACKNOWLEDGMENT



*Alhamdulillah* *RabbilAlamin*, the researcher would like to express his deepest gratitude to the Almighty Allah swt., who has been giving his mercy, blessing, inspiration and good health all the time to conduct the writing of this thesis. Also Salawat and Salam are delivered to our great prophet Muhammad saw., who has guided us from the darkness to the lightness.

The researcher realizes that this thesis could never be completed without any supports from numbers of people. Therefore, the researcher would like to express his biggest appreciation, thanks, and honorable to those people who have involved in completing this thesis, for the valuable contribution suggestion, advice, supporting, guidance, sacrifice, and praying. Special thanks for the writer's beloved parents, **Alimuddin** and **Sitti Alang**, who have given much love, always educate, pray, and financial support for the researcher's success. Unforgettable, the researcher's beloved brothers and sister (**Nur Abdi**, **Imra Yani**, **Nur Wahidah**, and **Muhammad Wahyullah**) who always give support and motivation so the researcher can finish his study. And also, Special thanks to **Nur Mila Sari, S. Pd.** for his love, time, motivation, prayer, and suggestion every time, moral and financial supports all the time for the researcher's successfulness. Furthermore, the researcher would like to address his acknowledgement to:

1. **Prof. Dr. Musafir Pababbari, M. Si**, the Rector of State Islamic University Alauddin Makassar.
2. **Dr. H. Muhammad Amri, Lc., M. Ag.** The Dean and all of the staffs of Tarbiyah and Teaching Sciences Faculty of Alauddin State Islamic University of Makassar.
3. **Dr. Kamsinah, M. Pd. I** and **St. Nurpahmi, S. Pd., M. Pd.** The Head and The Secretary of English Education Department, Tarbiyah and Teaching Sciences Faculty of Alauddin State Islamic University of Makassar and all of the staffs of them.
4. **Dr. Hj. Djuwairiah Ahmad, M. Pd., M. TESOL.** and **H. Erwin Hafid, Lc., M. Th. I, M. Ed.** as the first and second consultant. A profound thanks researcher addresses to them for multitude of lesson, guidance, and suggestion.
5. **Dr. Hj. Djuwairiah Ahmad, M. Pd., M. TESOL.** Who always give guidance, advice, and help for the writer to finish this writing.
6. Especially thanks to **Sukirman S. Pd. M. Pd.** Thank you so much for the help, suggestions, motivation, and support for the researcher.
7. The most profound thanks delivered to the all lecturers of English Education Department and all staff of Tarbiyah and Teaching Science Faculty, State Islamic University of Alauddin Makassar for their multitude of lesson, lending a hand, support, and direction during the researcher's studies at State Islamic University of Alauddin Makassar.

8. The Head Master, the Teachers who had been advisors and the all of the Second Grade Students of SMP Babussalam Selayar in academic year 2015-2016 who had been actively participated to be respondents of the research.
9. Special thanks to researcher's beloved classmates in PBI 3.4 (Invincible 3.4) and all my great friends in PBI 2012 (Invincible) who could not be all mentioned here. Thanks for friendship, togetherness and suggestion to the researcher.
10. The researcher's beloved relatives who could not be mentioned here. Thanks for the help, advice and motivation.

The researcher realizes that the writing of this thesis is still the simple one. Remaining errors are the researcher's own; therefore, constructive criticism and suggestions will be highly appreciated. Finally, willingly the researcher prays, may all our efforts are blessed by Allah swt. Aamiin.



Makassar, May 2016  
The researcher,

Ulil Amri  
NIM: 20400112053

## TABLE OF CONTENTS

	Pages
COVER PAGE .....	i
PERNYATAAN KEASLIAN SKRIPSI .....	ii
PERSETUJUAN PEMBIMBING .....	iii
ACKNOWLEDGEMENT .....	iv
TABLE OF CONTENTS .....	vii
LIST OF TABLES.....	viii
LIST OF FIGURES .....	ix
LIST OF APPENDIX .....	x
ABSTRACT.....	xi
CHAPTER I INTRODUCTION.....	1
A. Background .....	1
B. Problem Statement .....	3
C. Research Objective .....	3
D. Research Significance.....	4
E. Research Scope .....	4
F. Operational Definition of Term .....	5
CHAPTER II REVIEW OF RELATED LITERATURES.....	6
A. Review of Relevant Research Findings .....	6
B. Some Pertinent Idea .....	7
C. Theoretical Framework.....	24
D. Hypothesis .....	26
CHAPTER III RESEARCH METHOD .....	27
A. Research Design .....	27
B. Research Variable .....	28
C. Population and Sample .....	29
1. Population .....	29
2. Sample .....	29
D. Research Instrument .....	30
E. Data Collection Procedures .....	30



F. Data Analysis Techniques .....	31
CHAPTER IV FINDINGS AND DISCUSSION .....	35
A. Findings.....	35
1. The Result of students' pre test in experimental and Control class .....	35
2. The result of students' post test in experimental and Controlled class .....	37
3. Discussion .....	41
CHAPTER V CONCLUSIONS AND SUGGESTIONS .....	45
A. Conclusions .....	45
B. Suggestions .....	46
BIBLIOGRAPHY	
APPENDIXES	
CURRICULUM VITAE	



## LIST OF TABLES

Table 4.1: The Students' result of Mean Score, T-test, and T-table.....	36
Table 4.2: The Rate Percentage of the Students' Post-Test Score.....	38
Table 4.3: The mean score and standard deviation of experimental and Controlled of students' post-test .....	40
Table 4.4: The result of t-table calculation .....	41



## LIST OF APPENDIX

- Appendix I : Instruments of the Research
- Appendix II : Result of Students' Pre-test and Post-Test in Experimental and Controlled Class
- Appendix III : The Row Score of Students' Pre-Test in Experimental Class
- Appendix IV : The Row Score of Students' Pre-Test in Controlled Class
- Appendix V : The Row Score of Students' Post-Test in Experimental Class
- Appendix VI : The Row Score of Students' Post-Test in Controlled Class
- Appendix VII : The Row Score of Students' Pre Test and Post Test in Experimental Class
- Appendix VII : The Row Score of Students' Pre Test and Post Test in Experimental Class
- Appendix IX : Standard Deviation
- Appendix X : The Significance Different
- Appendix XI : The Classification of Score
- Appendix XII : Documentation

## LIST OF FIGURES

Figure 2.1: Variables of Affecting Score Achieved .....	25
Figure 2.2: Experimental Design.....	28



## ABSTRACT

**Thesis Title** : **Increasing Students' Vocabulary Mastery by Using Eye-Spy Game at the Second Grade of SMP Babussalam Selayar**  
**Year** : **2016**  
**Researcher** : **Ulil Amri**  
**Consultant I** : **Dr. Hj. Djuwairiah Ahmad, M. Pd., M. TESOL.**  
**Consultant II** : **H. Erwin Hafid, Lc., M. Th. I., M. Ed**

---

This research is aimed to determine the effect of Eye-Spy Game to increase students' vocabulary mastery. The principle problem was only one that is to what extent is Eye-Spy game in increasing students' vocabulary mastery at the second grade of SMP Babussalam Selayar? The study was using quasi Experimental Design, exactly "Non-equivalent Control Group Design. The study involved in 32 students, second grade of SMP Babussalam Selayar.

The pre-test was conducted in experimental and controlled class to know whether the students' scores were homogeneity or not. In the experimental class the students were taught vocabularies such as vocabularies of fruits, animals, and things. Those were taught by using Eye-Spy Game. After giving the treatment, post-test was conducted in the experimental and controlled class to find out the significance different between experimental and controlled class.

The data were analysed using descriptive statistic (frequency, mean score, and standard deviation) and inferential statistic (independent sample t-test). The research discovers that the students' vocabulary mastery increased by the Eye-Spy Game by the increase of mean score of experimental class that is 65.62 in the pre-test and 86.82 in the post-test. The result of the t-test also shown that the Eye-Spy Game is effective to increase students' vocabulary mastery because the t-test, 2.094, is higher than t-table, 2.042 ( $2.094 > 2.042$ ).

Based on the finding and discussion of the research, the researcher suggested that Eye-Spy Game is recommended in teaching students' vocabulary. And the researcher concluded that used Eye-Spy Game was effective and interesting technique in teaching Vocabulary.

## CHAPTER I INTRODUCTION

### *A. Background*

Nowadays, as international language, English is really important to learn. If we want to go to other countries, wherever we will go, we should know English to communicate with each other. Even when we want to take a job, most of institutions use English as a requirement to be an employee. Whereas, since 31<sup>st</sup> December 2015 ASEAN Free Marketing entered in Indonesian atmosphere. The main point of the Free Marketing prophesies is the disappearing obstacle of the human traffic, product, service, and money from and to nation members (Nur Kholis, 2015). This means there will be many people from outside Indonesia will come to Indonesia, so as Indonesian we should know English to instruct with them, to face the atmosphere, and to follow the development of eras.

Although English is very essential to know, there are many students who are not still interested in studying English. It is caused by some factors such as they are not motivated in learning, the teachers do not have good performances, and they do not like the way the teacher teach.

To overcome the problems, the teachers should understand the students' needs and then teach them by interesting ways. Before studying English the learners should know what English is. English consists of four language skills which are listening, reading, speaking, and writing. These four skills are taught to all English learners. However, these skills will not be well-established if the learners do not master the English language components. One of the essential language components is vocabulary. Vocabulary is needed to obtain better understanding in all of these four skills. So, before taught English deeply, the learners need to learn vocabularies.

The main problem now is how to teach the learners the vocabularies. One of the effective teaching, especially in the vocabulary learning is teaching individual words. Alfrieda H. Hiebert and Michael L. Kamil, 2005, argued that the effective vocabulary instruction is a long-term proposition, must be multifaceted, encompassing; teaching individual words; extensive exposure to rich language, both oral and written; and building generative word knowledge.

Besides, for teacher, and for authors of textbooks, it is easy to see why in the beginning of lesson should introduced such words. One reason is that the meaning can easily be made clear like window, walls, desks, and doors are things that the student can see while they are hearing the foreign names for them. Furthermore, things in the classroom can also be touched. When students can touch something, in addition to hearing the word that names it, there is a stronger chance that the word will be learned. Even if there are practical reasons why each learner can touch the object, just seeing it while learning its name is helpful. At least those two senses (sight and hearing) are working together to focus the learner's attention (French Allen, 1983: 7).

However, teaching in one word is not enough to get students' attention and make them focus in learning. The teacher should have a good and enjoyable way to teach. Game is one of many ways that appropriate to solve this case. Using game in teaching is useful to make students enjoy, to lessen their anxiety, and to enrich students' spirit in the learning process.

One of the games, namely Eye-Spy Game is really popular in the other countries especially the native speaker of English. Eye-Spy is used to introduce some vocabulary to children in the first stage learning English. Most of parents used the Eye-Spy for 4-5 years old children, to teach them the sound of word. A fun game for 4 and 5-year-olds is the guessing game "I Spy." The teacher/parent

says, “I spy with my little eye something all of you are wearing that begins like this: /sh/.” The children look at one another, and exclaim, “Shoe!” Yes. Shoe begins with /sh/. Next, “I spy with my little eye something on the wall that begins like this: /m/.” Guesses from the children include “mirror” and “map.” (Young Journal, 2009).

The Eye-Spy game is very enjoyable for the students to learn vocabulary. Besides it is fun, it is also effective in learning vocabulary because in the Eye-Spy Game we use teaching Individual Words. Based on the reasons above, this research focused in applying Eye-Spy to increase students’ vocabulary mastery. This research will prove whether or not the Eye-Spy Game increase the students’ vocabulary, especially at the second grade students of SMP Babussalam Selayar.

### ***B. Problem Statement and Research Questions***

Knowing specifically the use of Eye-Spy Game to identify the specific information in increasing students’ vocabulary mastery at the second grade of SMP Babussalam Selayar is the main problem of this research. To be able to know the use of the game, the question for the research is “To what extent is Eye-Spy game in increasing students’ vocabulary mastery at the second grade of SMP Babussalam Selayar?”

### ***C. Research Objectives***

This study aims at increasing students’ vocabulary mastery at the second grade of SMP Babussalam Selayar. The specific objective of this current research is “To find out the extent to which Eye-Spy Game is effective in increasing students’ vocabulary mastery or not at the second grade of SMP Babussalam Selayar.”



#### ***D. Research Significance***

The study is expected to give incredible contribution and benefit theoretically and practically:

The theoretical contribution is the result of this research is expected to contribute to the theories of using interesting method especially Eye-Spy Game to enhance the students' vocabulary.

This research has three practical contributions, they are; contributing for the students, contributing for the teachers, and contributing for the next researcher. The first is the contribution for the students, this research is expected to help the students to develop a new strategy to improve their vocabulary mastery and can motivate them in order to be more interested in learning to memorize and understand English words through Eye-Spy Game. The second is the contribution for the teachers, the researcher hopes that this research can help the teacher to improve students' achievement. It is also expected to be useful for English teachers to provide an alternative solution to solve the problems in teaching vocabulary. The last is the contribution for the next researcher, this research is expected to give great contribution to the other researchers as a reference for further studies on a similar topic.

#### ***E. Research Scope***

This research was limited in the discussion of using Eye-Spy Game in increasing students' basic of daily vocabularies especially the nouns that used in the class, school, market, and any other places. It was applied to the second grade students of SMP Babussalam Selayar.

### ***F. Operational Definition of Term***

Based on the title of this research “ Increasing Students Vocabulary by Using Eye-Spy Game in the Second Grade of SMP Babussalam Selayar” there are five components that was discussed in this research like *vocabulary, vocabulary mastery, game, Eye-Spy Game, and increasing vocabulary mastery*. In understanding the topic of this research easily, the operational definition of terms was presented.

#### **1. Vocabulary**

The vocabularies which applied in this research were the basic of daily vocabularies, all the nouns that used in the class, school, market, and any other places.

#### **2. Vocabulary Mastery**

Vocabulary mastery can be defined as the number of students’ vocabulary owned including the way they pronounce it and know the meaning.

#### **3. Eye-Spy Game**

In this case the Eyes-Spy Game was used in vocabulary learning that hoped it can increase students’ vocabulary. The Eye-Spy Game that was applied in the research had been modified to new model that appropriate to vocabulary learning. The teacher says, “I spy with my little eye something begins with /p/.” The students competed to find a word that begins with the letter “P” and try to point objects or pictures about the word and pronoun it aloud.

## CHAPTER II REVIEW OF RELATED LITERATURE

This chapter deals with previous research findings, pertinent ideas, resume, theoretical framework, and hypothesis of research.

### *A. Previous of Related Findings*

Vocabulary is one of language components that is really essential in language learning and teaching process. There are some researches which have been conducted relating to teaching vocabulary:

Gaffar (2014) stated that by using game in classroom it will creates the students interest to lessons and students will be motivated to be active in the class, they will be easy to understanding the material because the students enjoy in studying.

Afif Zuhdy Idham (2011) found that using Jumbles Letter Games in teaching vocabulary is effective to be used. By using Jumbles Letter Game the students ability at vocabulary subject increase.

Ahyar Rasyid (2010) conclude that students have good category in vocabulary achievement after implementation of direct method and the use of direct method in teaching vocabulary is effective to enrich the vocabulary mastery of the students.

Fatmawati (2010) conclude that Educational games' effectiveness relies on games' engagement power. However, this concept has seldom been examined. To fill this gap, this dissertation explored engagement by using multiple sources of data such as interviews, questionnaires and eye movements.

Based on the explanation above, it concluded that there are many various method, strategy techniques, and medias that have been used the previous researcher to improve the students' vocabulary mastery and from above references it can also be concluded that increasing vocabularies can be used many methods and techniques as long as students can be enjoyable and involving in the learning. That why the researcher decided to apply the method of Eye-Spy Game that researcher assume it can make students enjoyable and involving in learning and it can increase student vocabulary mastery.

### ***B. Some Pertinent Ideas***

#### 1. Vocabulary

##### a. The definition of vocabulary

Teaching English, vocabulary appears as one of the central problem, because implementation of language is fundamental requirement to communicate out ideas, though, emotion, personality, and desires. However it must be distinguished between word and vocabulary. It is true that vocabulary is the word itself but in terms, their meanings are different.

Some experts put the basic definition of vocabulary as the amount of word of language that someone recognize or understand in which he or she can pronounce in speaking, reading, writing or listening. For example, Good in Muliati (2011), vocabulary is the context and function words of language which are learned so thoroughly that become a part of understanding, speaking, and alter reading and writing vocabulary. It also means word having been heard or seen even though not produced by individual himself to communicate with others.

Vocabulary seems to be associated with the number of words more often than not, and someone vocabulary was often identified as much as number of word that he or she knows. In fact, vocabulary knowledge was not just knowing a word and the word itself has its own complexity. Read (2000), argued that word is not an easy concept to define, ether in theoretical term or for various applied purposes. He implied that there are some basic points that have to be spelt out in defining word particularly in vocabulary assessment.

One of the points that Read pronounced was the distinction between tokens and types, which applies to any count of the words in a text. The number of tokens is the same as the total number of word forms, which mean that individual words occurring more than once in the text are counted each time they are used. On the other hand, the number of types is the total number of different word forms, so that a word which is repeated many time counted only once.

Vocabulary is wealth of words which is processed by a certain language. Vocabularies as all of words are in language. Words which are mastered by someone. Vocabulary is the all the language and words either used or understood by a person or group of people.

Generically, vocabulary is the knowledge of meanings of words so that we can use it in speaking and writing (Elfrieda H. Hiebert and Michael L. Kamil, 2005). Vocabulary is all the words used or understood by a person in speaking (D.J. Henry and Susan Pongratz, 2007).

Read (2000) said that the words are basic building block of language, the units of meaning from which larger structures such as sentences, paragraphs, and

whole text are formed. In addition, according to Hornby (1995) vocabulary is (1) all words that person knows or uses, (2) all the words in a particular language, (3) the words can that people use when they are talking about the particular subject, (4) a list of words with their meaning, especially in a book for learning a foreign language.

Vocabulary as an essential component of all uses of language would be impossible to learn a language without it. Vocabulary is one of the components of language and that no language exist without words. Words are sign or symbols for ideas. They are the means by which people exchange their though. The more words we learn, the more ideas we should have, so we can communicate the ideas more effectively.

Vocabulary is a total number of words make up language. Language means communication although it is not only coming communication among human being, it is certain important for us. Webster in this study, competence means the students' ability to recognize and understand certain subject.

Furthermore, vocabulary was the core component of language proficiency and it provides much of the basis for how well learners speak, listen, read, and write. Vocabulary was stocks of words in language that can support the learners to learn the skill of the language. Besides, Azar (2012) also says that in learning a foreign language, vocabulary plays an important rule. It is one element that links the four skills of speaking, listening, reading, and writing all together. Nilawati (2009), vocabulary was a central of language and of critical importance of typical language. Without sufficient vocabulary, people cannot communicate effectively

or express his or her ideas in both oral and written form. Therefore the students should have to obtain vocabulary mastery.

## 2. Type of vocabulary

The following are some type of vocabulary that described by the teacher of different as follow:

Generally, some experts distinguish two types of vocabulary: active and passive vocabulary. Harmer (2008) distinguishes between these two kinds of vocabulary. The first kind of vocabulary refers to the stock of words which have been taught by the teacher or learn by the students and which are expected to be able to use. While the second term refers to the words of which the students will recognize when they meet them, but of which they will probably not able to pronounce.

Haycraft (1997) divided vocabulary into two, active and passive vocabulary. Active vocabulary is the words that the students understand, can pronounce correctly and use constructively in speaking and writing. On the other hand, passive vocabulary is the words that the students recognize and understand when they occur in a context, but of which they cannot produce correctly themselves.

Based on the previous explanation, it can be concluded that there are two types of vocabulary; active and passive vocabulary. Active vocabulary could be defined as the words of which the students understand, use and pronounce constructively in speaking and writing. While passive vocabulary could be defined

as the words that the students recognize and understand when they meet them, and they might be able to pronounce constructively in speaking and writing.

Harmer (2007) states that there are two types of vocabulary, they are as follows.

- 1) Active vocabulary refers to the vocabulary that the students have been taught or have learned and which they are expected to be able to use.
- 2) Passive vocabulary refers to the vocabulary that the students do not frequently use but can be recognized and understood the meaning both in textual and oral contexts.

While, Good in Rohani (2011) divides vocabulary into four kinds, they are as follows.

- 1) Oral vocabulary consisting of words, which are actively used in speech. The significance of character of oral vocabulary is that it is actively used by the speaker and in unrehearsed situation.
- 2) Writing vocabulary consisting of words which are actively used in writing since it is not under the constraints of time. It is substantially under range than the vocabulary of unrehearsed.
- 3) Listening vocabulary is the stock of words to which one responds with meaning and understanding in writing of others.
- 4) Reading vocabulary is the stock of words to which one responds with meaning and understanding in writing of others.

Moreover, according to Heriyawati (2010) there are two kinds of vocabulary: high and low frequency vocabulary. High frequency vocabulary is one



which is often used by the speakers, such as *book, apple, and chair*. Meanwhile, low frequency vocabulary is one which is rarely used by the speakers, usually called difficult vocabulary because the vocabulary is unfamiliar to the listener, for example, *aardvark*, which is a name of animal.

### 3. Importance of vocabulary

Words are indispensable to human communication and activity, the joys, sorrow, and frustration. It is clear for us that words enable us to understand the people and world around us. In deed the better our understanding or knowledge of words, the better we can choose the words to express our idea. In brief, a good knowledge of words helps us to communication with people all over the world and finds all information from many sources to enrich our knowledge.

Harmed stated that teaching of English vocabulary as a second material in the process of learning, and he said that teaching old vocabulary continuously is more important than teaching new vocabulary each day. It means that the vocabulary that the learners have known or learned must always be used in their daily life. After the learner are accustomed with the old vocabulary (can use it in conversation), the teacher can give them the new ones. In this sense, the learners frequently are able to understand a number of vocabularies in one subject within one week.

#### a. Teaching and Learning Vocabulary

Vocabulary is very important for second language learners; only with sufficient vocabulary learners can effectively express their ideas both in oral and written form. Thus they should have a good idea of how to expand their vocabulary

so that they can improve their interest in learning the language. Teaching vocabulary plays an important role in language acquisition because the mastery of vocabulary will help students to master all the language skills; speaking; listening; writing; and reading. Hunt and Beglar in Cahyono (2011) states that there are three approaches to vocabulary teaching and learning as follows.

- 1) Incidental learning vocabulary as a product of doing other language activities, such as reading and writing.
- 2) Explicit instruction refers to the intentional learning of vocabulary through instruction, which is essential for beginning students whose lack of vocabulary limits their reading ability.
- 3) Independent strategy development concerns with equipping the learners with strategies for vocabulary learning.

Allen in Minallah (2010) classifies the technique in teaching vocabulary for beginner classes as follows.

- 1) Let the students look at several words that are introduced in the first year text book, words representing nouns, verbs, adjective, and other kinds of words.
- 2) Showing some pictures, especially the pictures the students draw.
- 3) Showing the real object.
- 4) Definition in simple English, using vocabulary that the students knew already.

Hatch and Brown in Azar (2012) states there are essential steps of learning vocabulary: (1) having source for encountering new words, (2) getting a clear

image for the form of new words, (3) learning the meaning of new words, (4) taking a strong memory connection between the form and the meaning of the words., and (5) using the words. Besides, Wallace in Ismayanti (2010) states that the main principles of teaching and learning vocabulary are as follows.

1) Aims

Whatever a program or an activity is accounted, it always goes with a distinct aim. In teaching vocabulary, we have to be clear about our aims, how many of vocabulary listed we expect learners to be able to do, if it is not clear at this point, it will be difficult assess how successful the vocabulary learning has been attained.

2) Quantity

Having decided on what involved in vocabulary learning, we may then decide on the quantity of vocabulary to be taught, the number of new words that our students can learn. If we expect the words that will be taught become part of students' active vocabulary, then put the number of words as low as round five until seven new words. Clearly, the actual number will depend on a number of factors varying from class to class and learner to learner. When there are too many words, the students may become confused discourage and frustrated.

3) Need

In most cases, the choice of vocabulary taught to the students, the teacher uses course books is syllabuses. In any case, the teacher in choosing the vocabulary that is going to be taught will relate to the aim of course and the objectives of individual lesson. It is also possible for the teachers, in a senss, to put the

responsibility of choosing vocabulary to be taught to the students. In other words, the students are put in the situation where they have to communicate the words they need, as they need them, using the words as the information.

#### 4) Frequent expose and repetition

In teaching and learning vocabulary, there has to be a certain amount of repetition until there is evidence that the students have learnt the target words, the simple way of checking that the learning has been done is by seeing whether the students can recognize the target words and identify the meaning. If the words have to be part of the students productive vocabulary, they must be given an opportunity to use them, as often as necessary from them to recall the words at all, with the correct spelling and pronunciation and identify their meaning.

#### 5) Meaningful presentation

In presenting the vocabulary lesson, the students must have a clear and specific understanding of what word denotes or refers to. This requires that the words presented in such a way their denotation and references are perfect and unambiguous.

#### 6) Situational presentation

The words presented are appropriate to the students situation with a favorable condition, enough time consuming and convenient method, the students will automatically succeed in learning vocabulary.

#### 7) Presenting context

Words very seldom occur in isolation, so is important for students to know the usual collocation that words occur in. So, from the very beginning the words must appear in its natural environment as it were among the words naturally collocates with. Collocations are words which are commonly associated.

#### 8) Learning vocabulary in the mother tongue and in the target language

There are five steps to learn or to achieve vocabulary in the mother tongue and the target language as follows: (a) there is a felt need, (b) the mother tongue learning learner mostly controls his own rate of learning, (c) the mother tongue is exposed to an enormous quantity of his own language and has tremendous scope for repetition of what he learns, (d) the language is nearly always encountered in appropriate context, and (e) since the words are learned as they arise out of a felt need in particular situation they usually have a clear denotation.

#### 9) Inference procedures in vocabulary learning

Inference is also one of strategies in learning vocabulary in which the learners are a head on a practice by using a definite knowledge to have a clear understanding of the words they learnt. The students infer the meaning of the words by listening or reading then used in certain context and certain situation.

#### 4. Techniques in increasing vocabulary

Learning vocabulary is not simple matter. Everyone has a special technique. In learning English vocabulary, the students have to memorize them well and use them in a real communication, at least in the classroom.

Harmer provided some strategies in teaching vocabulary. They are realia, pictures, mime, action and gestures, contrast, enumerations, explanation, and translation.

a) Realia

Teaching vocabulary through this strategy, the teacher brings the realities thing (object) used in the classroom and introduce it to the students such as pen, pencil, ruler, book, etc. According to Retno (2008), the ways to increase their vocabulary using realia are by providing the real object as a media in teaching vocabulary and providing pictures which are related to the objects. The advantages of using realia in teaching vocabulary for the students are: increasing the student's memory about the vocabulary given, increasing the understanding of the students and decreasing the monotonous teaching learning process especially in teaching vocabulary.

b) Pictures

Teaching vocabulary using pictures familiarly focuses on the objects of thing which cannot be taken into the classroom, such as car, plane, train, house, etc. Types of picture can be in broad drawing, wall pictures and charts, flash cards, magazine pictures, etc.

c) Mime, action and gestures

It is impossible to explain the meaning of words and grammar either through the use of realia or in pictures. Action, in particular, is probably lettered explained by mime.

d) Contrast

Teaching vocabulary by contrast is closed relevant to show the antonyms.

The teacher, in this case, shows the students word and asks to find out the contrast of the word. For example, the meaning empty by contrasting it with full, cold by contrasting it with hot, etc.

e) Enumeration

Teaching vocabulary through enumeration, the teacher introduces word by enumeration them with their general meaning, for instance animals, the teacher introduces this word and asks the students to find out some specific words relate to animals such as cat, dog, lion, snake, etc.

f) Explanation

The teacher introduces words by explaining or describing the object and tasks then the students guess what the object is.

g) Translation

Teaching vocabulary by using translation, the teacher asks the students to translate the given words into their mother tongue. This strategy is very useful for the beginner learners.

## 1. Vocabulary Games

### a. Definition of Vocabulary Game

Harmer in Syilfanah (2014) points out that games that we use in teaching vocabulary called Vocabulary Games. Laura in Ismayanti (2010) defines game as an activity carried out by cooperating or competing decision makers, seeking to active, within the rules, their objectives. While Byrne in Sukaeni (2012) gives the

definition of games as a form of play governed by rules. Games can be done individually, in pairs, or groups. Function of the group is to explore the material with friends, in particular to prepare members of the group in order to work properly and optimally at the time of the game (Fachrurrozi & Mahyuddin, 2010). Ginnis (2008) states that game have some benefits as follows.

- 1) Creating more flexible working relationship between students
- 2) Breaking the awkwardness between students and teacher
- 3) Increasing or decreasing the level of energy
- 4) Refocusing the attention
- 5) Practice thinking skills effortlessly

Lewis and Bedson in Azar (2012) says that the useful of games are attract the student to learn English because it is fun and make them want to have experiment, discover and interact with their environment. Games can make the students more focus in learning, because they do not feel that they are forced to learn. The use of games in teaching vocabulary is a way to make the lessons more interesting, enjoyable and effective. According to Pisut (2013) games bring in relaxation and fun for students, and they will learn and retain new words easily. Games create the motivation for learners of English because of the competition between students.

Wallace in Ismayanti (2010) suggests to use vocabulary game which have the following characteristics.

- 1) An element of fun or relaxation in the games, since learning may always be a succesful process if donein enjoyable condition.



- 2) Game usually has to be a carefully organized in a competitive organization in order to motivate students to learn.
- 3) Rules and scoring system of the game should be clear. Easy to work and obviously fair.
- 4) The competitive element in which the class is divided into teams and they should cooperative for the success of their team.

b. Types of Game

According to Koprowski in Syilfanah (2014) there are ten good games for recycling vocabulary. They are taboo (aka hot seat), memory challenge, last one standing, pictionary, bingo, outburst, concentration, scrambled letters, Q & A, and categories (aka the alphabet game). According to Harmer (2007), there are some games that we can use to teach vocabulary, they are *Got it game*, *Backs to the board game*, and *Snap game*. While, according to Thornbury in Syilfanah (2014) there are some word games and some of them are presented as follows.

1) Categories

Learner works in a pairs or small groups. On a piece of paper, they draw up a number of columns, according to a model on the board, each column labeled with the name of a lexical set: e.g. *fruit, transport, clothes, animals, sport*. The teacher calls out a letter of the alphabet (e.g. *B!*), and to a time limit (e.g. three minutes), students write down as many words as they can begin with that letter in the separate columns (*banana, berry, bus, bikini, blouse, bear, bat, baseball, basketball ...*). The group with the most correct words wins.

## 2) Coffeepot

This is a guessing game. One learner answer yes/no questions from the rest of the class (or group) about a verb that she has thought of, or that the teacher has whispered to her. In the questions the word *coffeepot* is used in place of the mystery verb. So, for example, students might ask *Do you coffeepot indoors or outdoors? Is coffee potting easy or difficult? Can you coffeepot with your hands?* Etc. if the verb that the student has selected is *yawn* the answer would be: *Both indoors and outdoors; It's easy; No, you can't, but you might use your hands ...* To make the game easier a list of, say, twenty verbs can be put on the board and the person who is 'it' chooses one of them. This can also be played in pairs.

## 3) Back to Board

This is another guessing game, but this time the student who is 'it' has to guess a word by asking the rest of the class questions. The student sits facing the class, back to the board; the teacher writes a recently studied word or phrase or idiom on the board; out of sight of the students. The student asks different students yes/no or either/or questions in order to guess the word. For example: *Helga, is it a verb or a noun? (A verb). Dittmar, is it an action? (No). Karl-Heinz, is it something you do with your mind? (Yes) ...* etc. to make the game easier, the words chosen can be limited in some way, e.g. all phrasal verbs; all character adjectives, and so on.

## 4) Pictionary

Based on commercialized game of the same name, this involves students guessing words or phrases from drawings. They work in teams, each member of

the team taking turns to be the ‘artist’. If there are three teams, for example, the three ‘artists’ go to the front of the class where the teacher shows them a word (or phrases) on a card. At a cue they quickly return to their group and try to get their group to correctly guess the word by drawing it with pen and paper. The first team to guess correctly earns a point, and three new ‘artists’ have a turn with another word. This is good for reviewing idiomatic expressions, such as *green with envy*, *down in the dumps*, *under the weather*, *in the dark*, *over the moon*. At the end of the game, groups can use the pictures as memory prompts in order to recall and write down the expressions that came up in the game, and then to put them into a sentence to show what they mean.

#### 5) Word Snap

Using word cards, e.g. from the class word bag or word box, students work in small groups, with the aim of collecting as many word ‘pairs’ as possible. One player ‘deals’ two words card, face up, so that everyone can read them. The first player to think of a way the words are connected gets to keep the pair, and two more words are laid down. A connection could be; some part of speech; synonyms or antonyms; same lexical sets; or, simply, a meaningful sentence can be made using both words. If no connection can be made, the two cards are shuffled into the pack. The teacher will need to be available to decide in the case of connections being ‘challenged’.

## 6) Word Race

The class is divided into teams and each team is given a board marker pen (or piece of chalk). The board is divided into as many sections as there are teams. The teacher (or a specially appointed student) says a word in the students' language, and the first team to get the correct English translation on the board earns a point. The game continues for as many words as it is left necessary to review. The game is suitable for a monolingual class, but a variation of it, which would be suitable for multilingual classes, would be to read out definitions of words, or give synonyms or show pictures, rather than give translations.

From some games above, the researcher will chose three games to enrich students' basic vocabulary. The games are Categories, Coffeepot, and Word Snap. The researcher believes that they are better game than the others.

### a. Defenition of game

Game has a very close relation with play. Jouni & Harri in Abdul Gaffar, 2014, gave the following definition for play:

Play is an activity which proceeds within certain limits of time and space, in a visible order, according to rules freely accepted, and outside the sphere of necessity or material utility. The play-mood is one of rapture and enthusiasm, and is sacred or festive in accordance with the occasion. A feeling of exaltation and tension accompanies the action, mirth and relaxation follow.

Furthermore, recently there are many media of teaching vocabulary that have been created to fulfill the students' needs. Harmer (2008) mentions several

types of media that can be used to teach vocabulary, such as word circles, word maps, and vocabulary games. However, all of those kinds of media or method cannot be used outside the classroom. Therefore, teachers need media or method can be used by learners to learn vocabulary anywhere and anytime. The purpose of this chapter is to trigger the teachers to be able to develop vocabulary method or media in teaching vocabulary.

#### b. Eye-Spy Game

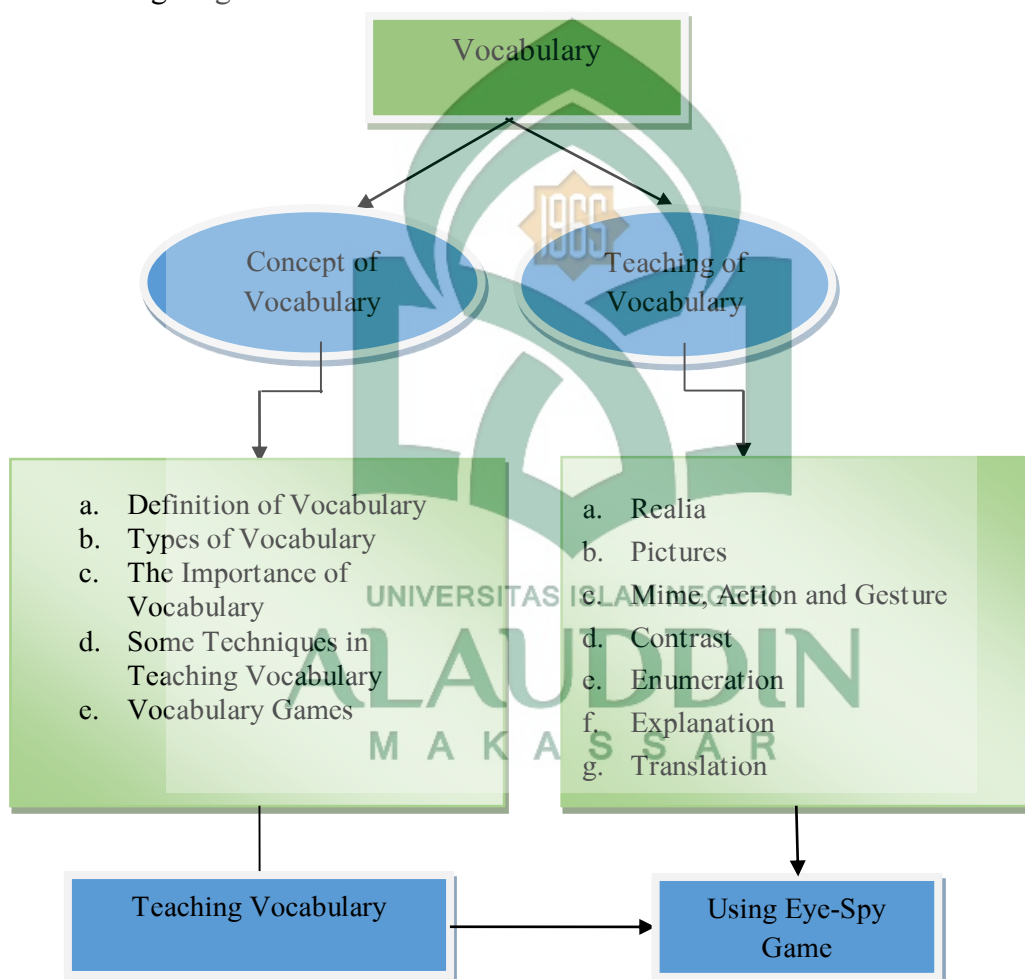
According to Young Children Journal: Phonological Awareness is Child's Play (2009). Eye-Spy Game is a fun guessing game for 4 and 5-year-olds. The teacher/parent says, "I spy with my little eye something all of you are wearing that begins like this: /sh/." The children look at one another, and exclaim, "Shoe!" Yes. Shoe begins with /sh/. Next, "I spy with my little eye something on the wall that begins like this: /m/." Guesses from the children include "mirror" and "map."

### C. *Theoretical Framework*

The theoretical framework underlying in this research was given in the following diagram:

**Figure 2.1 Variable of Affecting Score Achieved *Theoretical Framework***

The theoretical framework underlying in this research was given in the following diagram:



#### *D. Hypothesis*

Based on the previous Literature Reviews, there are two hypothesis that can be elaborated which could be answered by the results, they are:

1. Eye-Spy Game does not increase the students' vocabulary mastery at the second grade of SMP Babussalam Selayar ( $H^1$  rejected/ $H^0$  accepted).
2. Eye-Spy Game increases the students' vocabulary mastery at the second grade of SMP Babussalam Selayar ( $H^1$  accepted).



### CHAPTER III RESEARCH METHOD

This chapter deals with research design, population and sample, variables and instrument, data collection procedure, data analysis techniques and statistic procedures.

#### *A. Research Design*

The design of the research was conducted by using quasi-experimental design, especially nonequivalent control group design. In the book of Educational Research, written by L. R. Gay and friends, the nonequivalent control group design should be familiar with the pretest-posttest control group design, the only difference is that involves random assignment of intact groups to treatments, not random assignment of individuals. This research used two groups, experimental and controlled group and these groups were chosen by using cluster sampling. The experimental group did pre-test, received the treatment, and did the post-test, therefore the controlled group did pre-test and post-test only with conventional method in the class.

The treatment was conducted after pre-test. The pre-test was intended to find out the students' prior knowledge of English basic vocabulary before giving the treatment, while the post-test was intended to find out the students' vocabulary improvement after the treatment given. In this research the test was used to test the significance difference.

This design involved one group which are pre-test ( $O_1$ ), exposed to treatment (X), and post-test ( $O_2$ ). This design might also be presented as followed:



Figure 3.1 Experimental Design

<b>Experimental Group:</b>	<b>A</b>	<b>0<sub>1</sub> ---- X ---- 0<sub>2</sub></b>
<b>Control Group:</b>	<b>B</b>	<b>0<sub>3</sub> ----- 0<sub>4</sub></b>

(Creswell, 2014: 242)

Where:

0<sub>1</sub> = pre-test for experimental group0<sub>2</sub> = post-test for experimental group0<sub>3</sub> = pre-test for control group0<sub>4</sub> = post-test for control group

X = treatment by using Eyes-Spy game

**B. Research Variable**

Variable according to F. N. Kerlinger in Arikunto variable is a concept as well as men in the concept of sex and conviction in the concept of consciousness. The kinds of variable that correlated with research consist of independent and dependent variable. Independent variable is the variable that influences another variable to achieve what expected by researcher. Whereas, the dependent variable is the result that expected through implement of the independent variable

(Arikunto: 2006). Based on the title above, it can be identified that the dependent variable is the “Students’ Vocabulary Mastery” and the independent variable is the “Eye-Spy Game.”

### ***C. Population and Sample***

#### **1. Population**

According to Arikunto (2013: 173) population is all subjects in the research. Gay (2006) stated that population is a certain group of things (people, objects, events, etc) chosen by the researcher whose study or research can be generalized to the group. Has a population of at least one characteristic that distinguishes it from other groups.

The population of the research is the second grade of SMP Babussalam Selayar that consists of 50 students.

#### **2. Sample**

McMillan and Schumacher (1984:32) stated that sample is a group of subject selected from the population. In addition, according to Arikunto (2013:174) sample is most of representative of who are researched. The purposive sampling was applied in this research. The method used by the researcher in taking sample in this research was purposive sampling technique. It was the way to determine sample by certain judgment (Sugiyono, 2014: 124). Where there are three classes, the first class consists of 17 students, the second class consists of 19 students, and the last class consists of 21 students. The experimental group and the control group was chosen by purposive sampling.

#### ***D. Research Instrument***

To obtain the data, test of vocabulary was applied, namely pre-test and post-test. The test was used to find out the students' increasing vocabulary by using Eye-Spy Game. The vocabulary test administered in the pre-test and post-test. The pre-test was intended to assess the students' vocabulary before tread the use of Eye-Spy game and the post-test administered to know the result of the application of the use Eye-Spy Game. Both of the pre-test and post-test are inventory test. The test that applied is the vocabulary test used by Maisury (2012:34).

The test consists of matching test, fill in the blank, and multiple choice. The test will be consisted 30 items of vocabulary. Matching test consists of 10 items of vocabulary and it was about fruits and vegetables. Fill in the blank consist of 10 items of vocabulary and it was about animals. Multiple choice consist of 10 items of vocabulary and it was about classroom objects. Then ordered the students to choose the best answer of the test, the post-test was same as the pre-test.

#### ***E. Data Collecting Procedure***

A test was used to collect the data. According to Arikunto, Suharsimi (2006:150), test is a sequence of questions, exercises, or other instruments used to measure skill, knowledge, intelligence, ability, or talent owned by a person or people. The test was applied before and after the treatments. Pre-test was given to measure the quantity of students' vocabulary owned before using Eye-Spy game while post-test was given to measure the quantity of students' vocabulary mastery owned after using Eye-Spy game.

### 1. Pre-test

To collect the data, the test pre-test was administered in both classes. It has purpose to figure out the number of students' vocabulary mastery before having treatment.

### 2. Treatment

After giving the pre-test, the treatment was conducted to the experiment class only by using Eye-Spy Game in the vocabulary learning. The treatment was given for eight meetings at least while the control class received a different treatment based on the way of the teacher to teach.

### 3. Post-test

After giving the treatment, both experiment and control class was given post-test. The purpose was to figure out whether the use of Eye-Spy game is effective to increase students' vocabulary mastery.

### ***F. Data Analysis Technique***

The technique of data analysis used here is statistical analysis that was descriptive analysis. Statistical analysis was used to test the hypothesis. The formula used to test the hypothesis was t-test with the level of significance 0.05 (95%). Before the t-test, there are some steps which have to be done as follows:

1. The researcher should get the students' scores both of the experiment and control group. The score was checked both pre-test and post-test.

2. The formula that was used to calculate the students' score per person:

$$\text{Score} = \frac{\text{Students' Correct Answer}}{\text{Total Number of Items}} \times 100$$

(Depdikbud in Nur, 2011)

3. The formula that was used in calculating the mean score of the students' answer is:

$$\bar{x} = \frac{\sum x}{N} \times 100\%$$

$\bar{x}$  = mean score

$\sum x$  = sum of all scores

N = total number of the respondents

(Gay 2006, p: 320)

4. The formula used to calculate the sum of square both experiment and control group as follows:

$$SS = \sum X^2 - \frac{(\sum X)^2}{N_1}$$

Where: SS = the sum of square

N = total number of the subjects

$\sum X^2$  = the sum of all square; each score is squared and all the squares are added up.

(Gay, 1981: 297-298)

5. The formula used in calculating the standard deviation is:

$$SD = \sqrt{\frac{SS}{N}}, \text{ where } SS = \sum X^2 - \frac{(\sum X)^2}{N}$$

SD = standard deviation

SS = the sum of square

N = total number of the subjects

$\sum x^2$  = the sum of all square; each score is squared and all the squares are added up

$(\sum x)^2$  = the square of the sum; all the scores are added up and the sum is square, total.

(Gay 2006, p: 321)

6. The formula used in calculating percentage in students' score is:

$$P = \frac{F}{N} \times 100\%$$

Where: P = Rate percentage

F = Frequency of the correct answer

N = the total number of students

(Depdikbud in Nur: 2011)

7. The formula will be applied to find out hypothesis significant. It is to know whether the H is accepted or not. For the sake of computation, it will use t-test formula as follows:

$$t = \frac{\bar{x}_1 - \bar{x}_2}{\sqrt{\left(\frac{SS_1 + SS_2}{n_1 + n_2 - 2}\right) \left(\frac{1}{n_1} + \frac{1}{n_2}\right)}}$$

Where: t = test of significance

$\bar{X}^1$  = Mean score of experiment group

$\bar{X}^2$  = Mean score of control group

$SS_1$  = Sum of square of experiment group

$SS_2$  = Standard Deviation of control group

$n_1$  = Total number of experiment group

$n_2$  = Total number of control group

UNIVERSITAS ISLAM NEGERI  
**ALAUDDIN** (Gay 2006, p: 349)  
 M A K A S S A R

8. The result of the t test was compared with t table to see if there is a significant difference between the experimental class and controlled class on the other hand, the experiment is effective or not.

T test > t table it means the use of Eye-Spy Game was effective.

T table > t test it means the use of Eye-Spy Game was not effective.

(Gay 2006, p: 346)

## CHAPTER IV FINDINGS AND DISCUSSION

The findings of the research obtained the result percentage of the students' score before and after the treatment, the mean score, standard deviation of the students' pre-test and post-test and the test of significance.

### *A. Findings*

Findings of the study dealt with the presentation rate of the students' score obtained from the test to find the mean score, standard deviation, test of significance, and hypothesis testing.

#### 1. Result of Students' Pre-test in Experimental and Controlled Class.

Table of the result of Students' Pre-test in Experimental Class is shown in the Appendix II. It shows that the lowest score of pre-test in Experimental class is thirty for one student and the highest is ninety-six for one student also. The lowest scoring student answered only six correct vocabularies about fruits and three correct vocabularies about animals and no correct vocabulary about things. The highest score students had nine correct vocabularies about fruits, ten correct vocabularies about animals, and also ten correct vocabularies about things.

For the Controlled class, the data are shown in the Appendix I. It shows that the lowest score in the pretest is sixty-four for one student and the highest score is eighty-six for one student. The lowest score of the students when they answered in the pre-test was six scores for the vocabularies about fruits, eight scores for the vocabulary about animals and none of score for the vocabulary of



things. The highest score that the students had when they answered six correct vocabularies about fruits, ten correct answer about animals, and ten about things. Before conducting the research, it is important to determine the mean score for both classes and the t-test to measure students' basic knowledge, to find out whether the result is significant or not and to be able to make sure whether the research can be continued or not. Students' mean score for both classes and the t-test in the pretest are shown in the following table.

**Table 4.1 Students' result of Mean Score, T-test, and T-table**

Class	Mean Score	t-test	t-table
Experimental Class	65,62	0,48	2,042
Controlled Class	62,56		

The table shows that the mean score of the students in the Controlled class is quite lower than in the Experimental class in which the gap between them is only 3.06. The result of the mean score described that the difference of the students' basic knowledge is almost equal. In addition, t-test of the pre-test between Experimental and Controlled class is 0,48 and the t-table is 2,042.

Making a conclusion about students' score is by comparing the t-test and the t-table. When the result of the t-test is smaller than the t-table, it means that there is no significance among the result of the students' basic knowledge and it

is appropriate for the research to be continued. The table above shows that there is no significance between students' score in the pre-test because the t-test is smaller than the t-table ( $0,48 < 2,042$ ) so the research can be continued.

## 2. The Result of Students' Post-test in Experimental and Controlled Class.

Table of the result of Students' post-test in Experimental and Controlled Class (See Appendix II) demonstrates the score of post-test in Experimental and Control class. For the Experimental class, the lowest score in the post-test is seventy for one student and the highest one is one hundred for one student. The lowest scoring students when they answered in the post-test were six scores for the vocabulary about fruits, nine scores for the vocabulary about animals, and six scores for the vocabulary about things. The highest score that the students had when they answered in post-test was ten scores for every kinds of vocabulary in the test. In addition, for Controlled class, the lowest score is fifty and the highest is one hundred. The lowest scoring students when answered in the post-test were four scores for the vocabulary about fruits, one score for vocabulary about animals, and ten scores about things. On the other hand, the highest score that the student had when she answered in post-test was ten in every kinds of the test. Based on the results above, it is clear that the Eye-Spy Game has a positive impact to increase students' vocabulary mastery.

For the total score, the table of students' post-test shows that Experimental class get 1389 and Controlled class get 1.251. It indicated that total score in Experimental class is much higher than Controlled class. Comparing with

the results in pre-tests, the experimental class shown the high enhancement, on the other hand, the controlled class scores were decreased.

a. Students' Classification Score in Post-test for Experimental and Controlled Class

In the Experimental class, there were 9 students or (56%) classified into Very Good, 7 students or 44% were classified into Good, none of student or (0%) were classified into Fair, Poor and Very Poor.

For Controlled class, there were 5 students or (31%) classified into Very Good, 7 students or (44%) classified into Good, 4 students or (25%) classified into Fair, and none of student classified into Poor and Very Poor. The data are shown in the following table:

**Table. 4.2**  
**The Rate Percentage of the Students' Post-Test Score**

No.	Classification	Score	Experimental Group		Controlled Group	
			F	P (%)	F	P (%)
1	Very Good	90-100	9	56%	5	31%
2	Good	70-89	7	44%	7	44%
3	Fair	50-69	0	0%	4	25%
4	Poor	30-49	0	0%	0	0%
5	Very Poor	10-29	0	0%	0	0%
Total			16	100%	16	100%

To sum up, the data shown in the table indicates that students in Experimental class have better enhancement than Controlled class. For both classes, there is nobody classified into neither Poor nor Very Poor but the difference is shown in the other classification of the score; Very Good, Good, and Fair. There were nine students get very good in Experimental class and five students in the Controlled class. Both experimental and controlled there are seven students. For fair classification, there are four students of controlled group get fair and none of the student of experimental get this grade. In Fairly Good, six students in Experimental class no one in Controlled class who get the grade. The data shows that the experimental is better in vocabulary rather than in the controlled class. Therefore, the Eye-Spy Game has a positive result of increasing students' vocabulary mastery.

Furthermore, in Experimental class, the classification from Very Good to Good is 100% while the Controlled class is 75%. It indicated that students who got high classification are much higher in Experimental class than in Controlled class.

#### b. Mean Score and Standard Deviation

The following table presented the mean score and standard deviation of the Experimental class and Controlled class.

The Mean Score and Standard Deviation in the post-test of the Experimental class and Controlled class:

**Table. 4.3**  
**The Mean Score and the Standard Deviation of Experimental and**  
**Controlled Class of Students' Post-Test**

Types	Mean Score	Standard Deviation
	Post-Test	Post-Test
Experimental	86,81	8,83
Control	78,18	13,93

The table indicated the mean score of Experimental class in the Post-test is 86,81 and the standard deviation 8,83. While the mean score of the Controlled class is, 78,18 and the standard deviation are 13,93.

The standard deviation of students' post-test indicated that the mean score in this research seems likely that it does not have good dispersion value because the standard deviation is 8,83 for Experimental class and 13,93 for controlled class. On the other hand, the good dispersion value of mean score is if the result of standard deviation is under the grade of one ( $<1$ ). If the standard deviation is more or bigger than one, it shows that the value dispersion of mean score is quite bad.

Even though the standard deviation is not good enough, it can be concluded that the use of Eye-Spy Game is beneficial to increase the vocabulary mastery of the students' because the mean score of students' post-test in Experimental group is higher than the mean score of students' posttest in the Controlled class.

### c. Test of Significance Testing

The significant score between experimental and controlled class can be calculated by using t-test. The result of the t-test can be seen in table 4.4 as follows:

**Table. 4.4**  
**The Result of t-table Calculation**

Variable	t-test Value	t-table Value
X1-X2	2.094	2.042

Table 4 shows the result of test of significance testing. For the level of significance ( $p$ ) 0, 05 and the degree of freedom ( $df$ )  $(N_1 + N_2) - 2 = (16 + 16) - 2 = 30$ , showed that the value of the t-test was higher than t-table. The result of the test clearly showed that there was a significant difference between the students' score in the experimental and controlled class after the treatment of Eye-Spy Game. It indicated that the Eye-Spy Game is effective in increasing students' vocabulary mastery. It means  $H_0$  is rejected and  $H_1$  is accepted because the t-test is higher than t-table ( $2,094 > 2,042$ ). Hence, the hypothesis of the research is accepted.

### ***B. Discussion***

Eye-Spy Game is an appropriated strategy applied in the classroom in teaching vocabulary. This strategy is helpful to increase students' interest and enjoying in learning which make them more involves in their vocabulary mastery.

In this study, several things have been inferred logically. First, for both classes, they were inclined to have similar problem; when they were conducting a pretest, most of them were difficult to do the test and they just talked to each other while they were doing the test. The results of the pre-test were much poor than the post test because most of them just blank their sheets. Second, subjects in Experimental class were shy and did not want to answer if they were asked. The cause might be they were lack of vocabularies or shy or did not have the spirit to learn. Third, after applying the Eye-Spy Game, students in Experimental class showed their improvement in vocabularies. Most of them are more interest, motivated, confidence in learning. The post test of the Experimental Class showed in Very Good and Good.

As a conclusion, based on the the result of this study, which shows the students' scores were much higher after the treatment in Experimental class using Eye-Spy Game, the use of Eye-Spy Game increase their vocabulary mastery.

The findings above are in line with some previous research findings. First, Abdul Gaffar (2014: 50), the research findings indicated that Big City Adventure Sydney Game Software improved the students' English vocabulary. It was proved by the enhancement of the students' achievement. Before treatment, the students' vocabulary was very poor. Most of them are difficult in memorizing some vocabularies. At the end of the first cycle, some students started to memorize some vocabularies easily. However, the students still made mistakes in mistaken stressing some syllables. In the second cycle, the mistake made by students in

stressing syllables decreased, and the words that they memorize had increased. Besides that, the students' attitude towards Big City Adventure Sydney Game Software was very good. It was proved by the result of the questionnaire answered by the students, that most of them felt happy and are interested in learning with game especially the Big City Adventure Sydney Game Software.

Furthermore, in applying Eye-Spy Game in learning vocabulary realia was used as media such as the realia of fruits, things, and animals. The use of realia was really helpful to increase student vocabulary mastery because it provided the real object as a media in teaching. Retno (2008: 45) stated in her study that realia is very helpful for increasing students' vocabulary mastery at the fifth year of SDN I Blimbing Ampelgading Pematang. The ways to increase their vocabulary using realia are by providing the real object as a media in teaching vocabulary and providing pictures which are related to the objects. The advantages of using realia in teaching vocabulary for the students are: increasing the student's memory about the vocabulary given, increasing the understanding of the students and decreasing the monotonous teaching learning process especially in teaching vocabulary.

Moreover, it was perceived that the learners were more eager and interested in learning English, especially for the implementation of the Eye-Spy Game in the students' classroom, it was proved that this method influenced the learners' motivation to study English comfortably. However, it was not denied that there also some weaknesses that found in implementing this media. Therefore, the creative and good preparation of every teacher is very essential during the process of implementing this method.



Based on the experience, during applying Eye-Spy Game in learning vocabulary by using realia there were some disadvantages found by researcher. Using realia took a lot of time, large class, and expense in preparing it. As Paredes Oyarzo (2008: 66) stated that realia and pictures are the techniques that are often left aside by teachers when presenting new vocabulary in the school. The reason of this is that the collection and creation of these resources are regarded as drawbacks, due to the lack of the time, financial support and large classes, who are taught by these teachers.

In summary, the researcher asserts that Eye-Spy Game is important to apply in teaching vocabulary especially for those who never learn vocabulary and they want to learn it. That master in Eye-Spy Game makes people easy to learn about vocabulary in the further discussion.

## CHAPTER V CONCLUSION AND SUGGESTION

### *A. Conclusions*

The students' vocabulary mastery increased to a greater extent through Eye-Spy Game Based on the findings, the conclusion is the students' vocabulary mastery increased to a greater extent through using Eye-Spy Game in the class. The total score of students in Experimental class in the post-test is 1.389 and 1.251 for Controlled class. In addition, the mean score in posttest for Experimental class is 86,81 and 78,18 for Controlled class. The data above shows that students' vocabulary mastery in Experimental class is higher than in Controlled class. The t-test for both classes in posttest is 2,094. Compared to the t-table with 2,042 for  $\alpha$  0,05 with degree of freedom (df) = 30. Since the score of t-test is larger than the score of t-table, null hypothesis (H0) was rejected and alternative hypothesis (H1) was accepted. It means that the Eye-Spy Game which was applied in the Experimental class is effective to increase vocabulary mastery.

Hence, students' score in the pretest in Experimental class is much lower than in the posttest. Based on the observation in the students' pretest and in the classroom, especially in the second meeting, almost of the students were lack of vocabulary, it was proved when they were asked about vocabularies, animals, fruits, and things most of them could not answer the question. They also were not interest and not confidence in learning. It makes them could not pronounce the vocabulary correctly. After given treatment, some students got more interested and confidence in learning. In the last meeting, most of the students showed better

improvement. They were able to pronounce the vocabulary when they asked. Even they compete each other to answer the question correctly. All of students were totally confidence.

### ***B. Suggestions***

Based on the data analysis and conclusion, there some suggestion could be recommended, they are:

1. Utilizing Eye-Spy Game could be one of some alternatives of guiding students to get easier in learning vocabulary. By conducting the Eye-Spy Game to the class, it will raise curiosity outside of the classroom interaction. This actively not only can reach the goal of using this method in teaching vocabulary but also indirectly can provide the students to build their life awareness about being closer and more compact by cooperation in the implementing Eye-Spy Game.
2. Focusing on Eye-Spy Game is recommended not only for second grade of SMP Babussalam Selayar but also for people who wants to learn English to help them easy in learning vocabulary.

## BIBLIOGRAPHY

- Allen, Virginia French. *Teaching Techniques in English as a Second Language: Techniques in Teaching Vocabulary*. China: Oxford American English, 1983.
- Arikunto, S. 2006. *Prosedur Penelitian: Suatu Pendekatan Praktek*. Jakarta: PT. Rineka Cipta.
- Arikunto, Suharsimi. *Prosedur Penelitian: Suatu Pendekatan Praktik*. Cet. XV: Jakarta: Rineka Cipta, 2013.
- Arikunto, Suharsimi. *Prosedur Penelitian. Cet. Ke-15*; Jakarta: PT Rineka Cipta. 2013
- Asriadi. *Increasing the Student Vocabulary Using Find Your Mate Game at the Fifth Year Elementary School of SD Manuruki Makassar*. Thesis. Gowa: English Department of UIN Alauddin Makassar.
- Azar, A. S. *The Effect of Games on EFL Learners' Vocabulary Learning Strategies*. *International Journal of Basic and Applied Science*. 01(02)252-256. Retrieved from <http://www.insikapub.com/Vol-01/No-02/11IJBAS%281%29%282%29.pdf>. 2012.
- Cahyono, B. Y. *The Teaching of English Language Skills and English Language Components*. Malang: State University of Malang Press. 2011.
- Cahyono, B. Y & Utami Widiati. *The Teaching of English as A Foreign Language in Indonesia*. Malang: State University of Malang Press. 2011.
- Cambridge University. *Cambridge Dictionary of American English*. Cambridge: Cambridge University Press. 2000.
- Creswell, John W. *RESEARCH DESIGN Qualitative, Quantitative, and Mixed Methods Approaches*. Second Edition: University of Nebraska, Lincoln. International Educational and Professional Publisher. 2003.
- Creswell, John W. *RESEARCH DESIGN: Qualitative, Quantitative, and Mix Method Approaches*. Terj. Achmad Fawaid. *RESEARCH DESIGN: Pendekatan Kualitatif, Kuantitatif, dan Mixed*, Edisi Ketiga. Yogyakarta: Pustaka Pelajar, 2014.

- Fatmawati. *Improving the Students' Vocabulary in Learning English by Using Modeling in Contextual Teaching and Learning (CTL) at the Second Year os MTs As'adiyah Layang Makassar*. A thesis of UIN Alauddin Makassar, 2010.
- Gaffar, Abdul. *The Use Of Big City Adventure Sydney Game Software In Enhancingthe Second Year Students' Vocabulary At Smp Al-Quran Babussalam Selayar*. A thesis of UIN Alauddin Makassar. 2014
- Gay, L. R. 1981 *Educational Research: Competencies for Analysis and Applications*, Clurles E. Marril Publishing Company, Columbus.
- Gay, L. R. *Educational Research: Competencies for Analysis and Applications*. Cet. VIII: New Jersey: Pearson Education, Inc, 2006.
- Harmer, Jeremy. 2007. *The Practice of English Language Teaching Fourth Edition*. Cambridge: Pearson Education Limited.
- Harmer, J. *The Practice of English Language Teaching*. New York: Cambridge University Press. 2008.
- Haycraft, J. *An Introduction to English Language Teaching*. England: Longman. 1997.
- Henry, D.J. and Susan Pongratz. *Effective Vocabulary*. Education (Longman), 2007.
- Heriyawati, D.F in Cahyono, B.Y. *The Teaching of English Language Skills and English Language Components*. Malang: State University of Malang Press. 2010.
- Hiebert, H. Elfrieda and Michael L. Kamil. *Teaching and Learning Vocabulary: Bringing Research to Practice*. London: Lawrence Erlbaum Associates, Publishers, 2005.
- Hornby. *Advance Learner's Dictionary*. New York: Oxford University Press. 1995.
- Idham, Afif Zuhdy. *Improving the Students' Vocabulary Mastery Using Jumbles Letter Games to the Second Years of SMP IMMIM Putra Makassar*. A thesis of UIN Alauddin Makassar, 2011.
- Ismayanti. 2010. *“Using Koosh Ball to Improve The English Vocabulary of The Second Year Students of MTs Syekh Yusuf Sungguminasa Gowa”*. Thesis. Makassar: Tarbiyah and Teaching Science Faculty UIN Alauddin.

- Kholis, Nur. *"Menuju Sekolah Efektif: Tantangan, Peluang, dan Strategi."* Paper that Served in Seminar of Showcase USAID Prioritas in State University of Makassar, 12 May 2015.
- Maisyury. *Applying Scaffolding Strategy to Improve Students' Vocabulary Mastery through Flash Card at Second Grade of SMPN I Maiwa.* A thesis of STAIN Pare-Pare, 2012.
- Muliati. *Improving students' vocabulary mastery through context clues by synonyms and antonyms at the second year of MTS Syekh Yusuf Sungguminasa Gowa.* A thesis from uin alaudin Makassar. 2011.
- Nilawati, S.C. *The Effectiveness of Teaching Vocabulary by Using Puppet at Elementary School Students.* Thesis of English Department Semarang State University. 2009
- Nur, Muzakkir. 2011. "Improving The Students' Vocabulary by Using Tree Chart at The Second Year of Madrasah Aliyah Disamakan Palattae Kab. Bone". *Thesis.* Makassar: Tarbiyah and Teaching Science Faculty UIN Alauddin.
- Oyarzo, Paredes, etc. *Realia and Vocabulary Learning among Young Learners.* Chile: Punta Arenas, 2008.
- Rasyid, Ahyar. *Improving Vocabulary Mastery through Direct Method to the First Grade Students of MTSN Model Palopo.* A thesis of UIN Alauddin Mkassar, 2010.
- Read, J. *Assessing Vocabulary.* Second Edition. United Kingdom: Cambridge University Press, 2000.
- Rohani. 2011. *"Improving the Students' Vocabulary through Make A Match Method at The Second Year of SMP Negeri 2 Mangarabombang Kabupaten Takalar"*. *Thesis.* Makassar: Tarbiyah and Teaching Science Faculty UIN Alauddin.
- Sugiyono, *Metode Penelitian Pendidikan: Pendekatan Kuantitatif, Kualitatif, dan R&D.* Cet. X; Bandung: Alfabeta, 2010.
- Sugiyono. *Metode Penelitian Pendidikan. Cet. Ke-20;* Bandung: Alfabeta, 2014
- Sumarni, Retno, *Increasing Students' Vocabulary Mastery Using Realia at the Fifth Year of SDN I Blimbing Ampelgading Pematang.* A thesis of Muhammadiyah University of Surakarta. 2008.


Syilfanah, Siska. *The First Year Students' Vocabulary Command through Visual Vocabulary Cards at MTs. Madani Alauddin Paopao. A thesis of UIN Alauddin Makassar. 2014.*

Pisut. (2013). *Using games on P.6 students' vocabulary learning.* Retrieved from [http://www.fllt2013.org/private\\_folder/Proceeding/816.pdf](http://www.fllt2013.org/private_folder/Proceeding/816.pdf).

National Association for the Education of Young Children. *Young Children Journal: Phonological Awareness is Child's Play*, January 2009.

Wagner, Michael Karlheinz Filsecker. *Engagement in educational games: An exploration of the interaction between game features, players' perceptions and learning.* A dissertation of Universität Duisburg-Essen. 2013.

Yusrawita, *The Use of Mass Media in Expanding Students' Vocabulary (An Experimental Study of The first Year Students of SMA Negeri 11 Makassar).* A thesis of UIN Alauddin Makassar. 2014.



APPENDIX I  
Instrument of the research

PRE-TEST

A. Jodohkan gambar di bawah ini sesuai dengan maknanya !


1.



2.



3.



4.



5.



a) Grape

b) Apple

c) Cherry

d) Banana

e) Lemon



6.



7.



8.



9.



10.



f) Chili

g) Potato

h) Squash

i) Onion

j) Cabbage



11.



12.



B. Isilah titik-titik di bawah ini sesuai dengan jawaban pada tabel yang telah disediakan!

<p>1.</p>  <p>.....</p>	<p>2.</p>  <p>.....</p>
<p>3.</p>  <p>.....</p>	<p>4.</p>  <p>.....</p>

5.



.....

6.




.....

7.



.....

8.



.....

9.



.....

10.



.....

### TABEL JAWABAN

Turtle	Frog	Goat	Pig
Horse	Tiger	Cow	Bear
Cat	Lion	Bat	Dog

C. Berilah tanda silang (x) salah satu jawaban yang tepat pada pertanyaan di bawah ini !

1. Chair. ...

- a. Meja                                      b. Papan Tulis                                      c. Kursi

2. Pen. ...

- a. Pensil                                      b. Polpen                                      c. Spidol

3. Scissors. ...

- a. Gunting                                      b. Klip                                      c. Penggaris

4. Whiteboard. ...

- a. Kursi                                      b. Penghapus                                      c. Papan tulis

5. Ruler. ...

- a. Penggaris                                      b. Lem                                      c. Jam dinding

6. Map. ...

- a. Kertas                                      b. Peta                                      c. Gambar

7. Paper. ...

- a. Buku                                      b. Kertas                                      c. Kamus

8. Clock. ...

- a. Jam Dinding                                      b. Hetter                                      c. Klip

9. Glue. ...

- a. Penggorok                                      b. Gunting                                      c. Lem

10. Dictionary. ...

- a. Kamus                                      b. Buku catatan                                      c. Kertas



## POST-TEST

A. Jodohkan gambar di bawah ini sesuai dengan maknanya !



k) Strawberry

l) Watermelon

m) Pineapple

n) Mango

o) Guava

6.



7.



8.



9.



10.



p) Garlic

q) Tomato

r) Cucumber

s) Carrot

t) Green bean



11.



12.




B. Isilah titik-titik di bawah ini sesuai dengan jawaban pada tabel yang telah disediakan!

11.



12.



..... M A K A S S A R .....

13.



.....

14.



.....

15.



.....

16.



.....

17.



.....

18.



.....

19.



.....

20.



.....

**TABEL JAWABAN**

Fish	Butterfly	Bat	Ant
Camel	Bird	Mosquito	Frog
Giraffe	Bear	Duck	Elephant



C. Berilah tanda silang (x) salah satu jawaban yang tepat pada pertanyaan di bawah ini !

1. Pencil Sharpener. ...

- a. Meja                                      b. Penggorok                                      c. Kursi

2. Marker. ...

- b. Jam dinding                                      b. Polpen                                      c. Spidol

3. Stapler. ...

- b. Gunting                                      b. Hetter                                      c. Penggaris

4. Table. ...

- b. Kursi                                      b. Meja                                      c. Papan tulis

5. Calculator. ...

- b. Penggaris                                      b. Kalkulator                                      c. Jam dinding

6. Notebook. ...

- b. Buku catatan                                      b. Peta                                      c. Buku

7. Book. ...

- b. Buku                                      b. Kertas                                      c. Kamus

8. Paper clip. ...

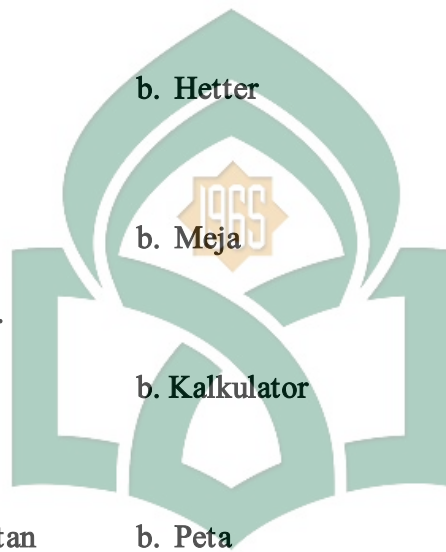
- b. Penjepit kertas                                      b. Hetter                                      c. Mata hetter

9. Eraser. ...

- b. Penggorok                                      b. Penghapus                                      c. Lem

10. Pencil eraser. ...

- a. Kamus                                      b. Buku catatan                                      c. Penghapus pensil



UNIVERSITAS ISLAM NEGERI  
**ALAUDDIN**  
M A K A S S A R

## APPENDIX II

### Result of the Students' Pretest and Post-Test in Experimental and Controlled Group

#### 1. Pre-Test in Experimental and Controlled Group

Students of (Experiment)	A (Fruit)	B (Animal)	C (Thing)	Total	Score
A-1	7	7	0	14	46
A-2	6	5	0	11	36
A-3	7	8	4	19	63
A-4	6	3	0	9	30
A-5	7	9	0	16	53
A-6	9	6	2	17	90
A-7	7	8	6	23	76
A-8	7	4	1	12	40
A-9	7	10	9	26	86
A-10	8	9	0	17	56
A-11	7	6	9	22	73
A-12	6	5	3	14	46
A-13	8	5	7	22	73
A-14	8	10	10	28	93
A-15	9	10	10	29	96
A-16	9	10	9	28	93
$\Sigma$					1050
Average					65.625

Students of (Controlled )	A (Fruit)	B (Animal)	C (Thing)	Total	Score
B-1	9	10	0	19	63
B-2	8	6	9	23	76
B-3	7	6	10	23	76
B-4	6	6	3	15	50
B-5	6	10	10	26	86
B-6	6	5	4	15	50
B-7	3	6	7	16	53
B-8	9	9	0	18	60
B-9	6	8	0	14	46
B-10	8	6	8	22	73
B-11	7	9	0	16	53
B-12	7	9	0	16	53
B-13	8	10	5	23	76
B-14	7	5	9	21	70
B-15	8	5	5	18	60
B-16	8	9	0	17	56
Σ					1001
Average					62.56

## 2. Post-Test in Experimental and Controlled Group

Students of (Experiment)	A (Fruit)	B (Animal)	C (Thing)	Total	Score
A-1	9	10	10	29	96
A-2	6	7	9	22	73
A-3	5	9	8	22	73
A-4	6	9	6	21	70
A-5	18	8	10	28	93
A-6	7	10	10	27	90
A-7	5	10	10	25	83
A-8	9	10	7	26	86
A-9	8	10	9	27	90
A-10	5	10	10	25	83
A-11	5	10	10	25	83
A-12	8	10	10	28	93
A-13	8	9	10	27	90
A-14	7	10	10	27	90
A-15	10	10	10	30	100
A-16	6	10	10	29	96
$\Sigma$					1389
Average					86.81

Students of (Controlled )	A (Fruit)	B (Animal)	C (Thing)	Total	Score
B-1	10	10	10	30	100
B-2	7	10	10	27	90
B-3	7	6	10	25	83
B-4	6	10	9	16	53
B-5	8	10	9	27	90
B-6	6	10	10	26	86
B-7	8	10	8	26	86
B-8	10	10	0	20	66
B-9	4	1	10	15	50
B-10	7	10	6	23	76
B-11	7	8	8	23	76
B-12	8	7	9	24	80
B-13	9	9	10	28	93
B-14	6	10	16	22	73
B-15	7	9	9	25	83
B-16	10	10	0	20	66
Σ					1251
Average					78.18

### APPENDIX III

#### The Row Score of Students' Pre Test in Experimental Class

Number of Respondents	Number of Items	Number of Correct Answers	Score	Classification
A-1	30	14	46	Poor
A-2	30	11	36	Poor
A-3	30	19	63	Fair
A-4	30	9	30	Poor
A-5	30	16	53	Fair
A-6	30	17	90	Very Good
A-7	30	23	76	Good
A-8	30	12	40	Poor
A-9	30	26	86	Good
A-10	30	17	56	Fair
A-11	30	22	73	Good
A-12	30	14	46	Poor
A-13	30	22	73	Good
A-14	30	28	93	Very Good
A-15	30	29	96	Very Good
A-16	30	28	93	Very Good
<b>TOTAL</b>		<b>307</b>	<b>1050</b>	

#### APPENDIX IV

##### The Row Score of Students' Pre Test in Controlled Class

Number of Respondents	Number of Items	Number of Correct Answers	Score	Classification
B-1	30	19	63	Fair
B-2	30	23	76	Good
B-3	30	23	76	Good
B-4	30	15	50	Fair
B-5	30	26	86	Good
B-6	30	15	50	Fair
B-7	30	16	53	Fair
B-8	30	18	60	Fair
B-9	30	14	46	Poor
B-10	30	22	73	Good
B-11	30	16	53	Fair
B-12	30	16	53	Fair
B-13	30	23	76	Good
B-14	30	21	70	Good
B-15	30	18	60	Fair
B-16	30	17	56	Fair
<b>TOTAL</b>		<b>388</b>	<b>1001</b>	

## APPENDIX V

### The Row Score of Students' Post Test in Experimental Class

Number of Respondents	Number of Items	Number of Correct Answers	Score	Classification
A-1	30	29	96	Very Good
A-2	30	22	73	Good
A-3	30	22	73	Good
A-4	30	21	70	Good
A-5	30	28	93	Very Good
A-6	30	27	90	Very Good
A-7	30	25	83	Good
A-8	30	26	86	Good
A-9	30	27	90	Very Good
A-10	30	25	83	Good
A-11	30	25	83	Good
A-12	30	28	93	Very Good
A-13	30	27	90	Very Good
A-14	30	27	90	Very Good
A-15	30	30	100	Very Good
A-16	30	29	96	Very Good
<b>TOTAL</b>		<b>418</b>	<b>1389</b>	



## APPENDIX VI

### The Row Score of Students' Post Test in Controlled Class

Number of Respondents	Number of Items	Number of Correct Answers	Score	Classification
B-1	30	30	100	Very Good
B-2	30	27	90	Very Good
B-3	30	25	83	Good
B-4	30	16	53	Fair
B-5	30	27	90	Very Good
B-6	30	26	86	Good
B-7	30	26	86	Good
B-8	30	20	66	Fair
B-9	30	15	50	Fair
B-10	30	23	76	Good
B-11	30	23	76	Good
B-12	30	24	80	Good
B-13	30	28	93	Very Good
B-14	30	22	73	Good
B-15	30	25	83	Good
B-16	30	20	66	Fair
<b>TOTAL</b>		<b>377</b>	<b>1251</b>	

### The Classification of Score

No.	Classification	Score
1	Very Good	90-100
2	Good	70-89
3	Fair	50-69
4	Poor	30-49
5	Very Poor	10-29



## APPENDIX VII

### The Row Score of Students' Pre Test and Post Test in Experimental Class

Number of Respondents	Pre-Test		Post-Test	
	Score (X1)	X1 <sup>2</sup>	Score (X2)	X2 <sup>2</sup>
A-1	46	2116	96	9216
A-2	36	1296	73	5329
A-3	63	3969	73	5329
A-4	30	900	70	4900
A-5	53	2808	93	8649
A-6	90	8100	90	8100
A-7	76	5776	83	6889
A-8	40	1600	86	7396
A-9	86	7396	90	8100
A-10	56	3136	83	6889
A-11	73	5329	83	6889
A-12	46	2116	93	8649
A-13	73	5329	90	8100
A-14	93	8649	90	8100
A-15	96	9216	100	10000
A-16	93	8649	96	9216
<b>TOTAL</b>	<b>1050</b>	<b>76386</b>	<b>1389</b>	<b>121751</b>

## APPENDIX VIII

**The Row Score of Students' Pre Test and Post Test in Controlled Class**

Number of Respondents	Pre-Test		Post-Test	
	Score (X1)	X1 <sup>2</sup>	Score (X2)	X2 <sup>2</sup>
B-1	63	3969	100	10000
B-2	76	5776	90	8100
B-3	76	5776	83	6889
B-4	50	2500	53	2809
B-5	86	7396	90	8100
B-6	50	2500	86	7396
B-7	53	2809	86	7396
B-8	60	3600	66	4356
B-9	46	2116	50	2500
B-10	73	5329	76	5776
B-11	53	2809	76	5776
B-12	53	2809	80	6400
B-13	76	5776	93	8649
B-14	70	4900	73	5329
B-15	60	3600	83	6889
B-16	56	3136	66	4356
<b>TOTAL</b>	<b>1001</b>	<b>64801</b>	<b>1251</b>	<b>100721</b>

## APPENDIX IX

### Standard Deviation of Pretest in Experimental Class

$$SD = \sqrt{\frac{SS}{N-1}}, \text{ where } SS = \sum X^2 - \frac{(\sum X)^2}{N}$$

$$SS = \sum X^2 - \frac{(\sum X)^2}{N}$$

$$76386 - \frac{1050^2}{16}$$

$$76386 - \frac{1102500}{16}$$

$$76386 - 68906.25$$

$$SS = -18932.36$$

$$SD = \sqrt{\frac{S}{N-1}}$$

$$SD = \sqrt{\frac{7479.75}{16-1}}$$

$$= \sqrt{\frac{7479.75}{15}}$$

$$= \sqrt{498.65}$$

$$SD = 22.33$$



UNIVERSITAS ISLAM NEGERI  
**ALAUDDIN**  
M A K A S S A R

## Standard Deviation of Posttest in Experimental Class

$$SD = \sqrt{\frac{SS}{N-1}}, \text{ where } SS = \sum X^2 - \frac{(\sum X)^2}{N}$$

$$SS = \sum X^2 - \frac{(\sum X)^2}{N}$$

$$121751 - \frac{(1389)^2}{16}$$

$$121751 - \frac{1929321}{16}$$

$$121751 - 120582.6$$

$$SS = 1168.4$$

$$SD = \sqrt{\frac{SS}{N-1}}$$

$$SD = \sqrt{\frac{1168.4}{16-1}}$$

$$= \sqrt{\frac{1168.4}{15}}$$

$$= \sqrt{77.89}$$

$$SD = 8.83$$



### Standard Deviation of Pretest in Controlled Class

$$SD = \sqrt{\frac{SS}{N-1}}, \text{ where } SS = \sum X^2 - \frac{(\sum X)^2}{N}$$

$$SS = \sum X^2 - \frac{(\sum X)^2}{N}$$

$$64801 - \frac{(1001)^2}{16}$$

$$64801 - \frac{1002001}{16}$$

$$64801 - 62625.06$$

$$SS = 2175.94$$

$$SD = \sqrt{\frac{SS}{N-1}}$$

$$SD = \sqrt{\frac{2175.94}{16-1}}$$

$$= \sqrt{\frac{2175.94}{15}}$$

$$= \sqrt{145.06}$$

$$SD = 12.004$$



### Standard Deviation of Posttest in Controlled Class

$$SD = \sqrt{\frac{SS}{N-1}}, \text{ where } SS = \sum X^2 - \frac{(\sum X)^2}{N}$$

$$SS = \sum X^2 - \frac{(\sum X)^2}{N}$$

$$100721 - \frac{(1251)^2}{16}$$

$$100721 - \frac{1565001}{16}$$

$$100721 - 97812.6$$

$$SS = 2908.4$$

$$SD = \sqrt{\frac{SS}{N-1}}$$

$$SD = \sqrt{\frac{2908.4}{16-1}}$$

$$= \sqrt{\frac{2908.4}{15}}$$

$$= \sqrt{193.89}$$

$$SD = 13.92$$





## APPENDIX X

### The Significance Different of Pre-Test

$$t = \frac{\bar{x}_1 - \bar{x}_2}{\sqrt{\left(\frac{SS_1 + SS_2}{n_1 + n_2 - 2}\right) \left(\frac{1}{n_1} + \frac{1}{n_2}\right)}}$$

$$t = \frac{65.62 - 62.56}{\sqrt{\left(\frac{(7479.75) + (2175.94)}{16 + 16 - 2}\right) \left(\frac{1}{16} + \frac{1}{16}\right)}}$$

$$t = \frac{3.06}{\sqrt{\left(\frac{9655.69}{30}\right) \left(\frac{2}{16}\right)}}$$

$$t = \frac{3.06}{\sqrt{(321.85)(0.125)}}$$

$$t = \frac{3.06}{\sqrt{40.23}}$$

$$t = \frac{3.06}{6.34}$$

$$= 0.482$$



### The Significance Different of Post-Test

$$t = \frac{\bar{x}_1 - \bar{x}_2}{\sqrt{\left(\frac{SS_1 + SS_2}{n_1 + n_2 - 2}\right) \left(\frac{1}{n_1} + \frac{1}{n_2}\right)}}$$

$$t = \frac{86.81 - 78.18}{\sqrt{\left(\frac{(1168.4) + (2908.4)}{16 + 16 - 2}\right) \left(\frac{1}{16} + \frac{1}{16}\right)}}$$

$$t = \frac{8.63}{\sqrt{\left(\frac{4076.8}{30}\right) \left(\frac{2}{16}\right)}}$$

$$t = \frac{8.63}{\sqrt{(135.9)(0.125)}}$$

$$t = \frac{8.63}{\sqrt{16.98}}$$

$$t = \frac{8.63}{4.12}$$

$$t = 2.094$$



UNIVERSITAS ISLAM NEGERI  
**ALAUDDIN**  
M A K A S S A R

**APPENDIX XI**  
**NILAI-NILAI DALAM DISTRIBUSI t**

$\alpha$ untuk uji dua pihak (two tail test)						
	0,50	0,20	0,10	0,05	0,02	0,01
$\alpha$ untuk uji satu pihak (one tail test)						
dk	0,25	0,10	0,05	0,025	0,01	0,005
1	1,000	3,078	6,314	12,706	31,821	63,657
2	0,816	1,886	2,920	4,303	6,965	9,925
3	0,765	1,638	2,353	3,182	4,541	5,841
4	0,741	1,533	2,132	2,776	3,747	4,604
5	0,727	1,476	2,015	2,571	3,365	4,032
6	0,718	1,440	1,943	2,447	3,143	3,707
7	0,711	1,415	1,895	2,365	2,998	3,499
8	0,706	1,397	1,860	2,306	2,896	3,355
9	0,703	1,383	1,833	2,262	2,821	3,250
10	0,700	1,372	1,812	2,228	2,764	3,169
11	0,697	1,363	1,796	2,201	2,718	3,106
12	0,695	1,356	1,782	2,179	2,681	3,055
13	0,692	1,350	1,771	2,160	2,650	3,012
14	0,691	1,345	1,761	2,145	2,624	2,977
15	0,690	1,341	1,753	2,131	2,602	2,947
16	0,689	1,337	1,746	2,120	2,583	2,921
17	0,688	1,333	1,740	2,110	2,567	2,898
18	0,688	1,330	1,734	2,101	2,552	2,878
19	0,687	1,328	1,729	2,093	2,539	2,861
20	0,687	1,325	1,725	2,086	2,528	2,845
21	0,686	1,323	1,721	2,080	2,518	2,831
22	0,686	1,321	1,717	2,074	2,508	2,819
23	0,685	1,319	1,714	2,069	2,500	2,807
24	0,685	1,318	1,711	2,064	2,492	2,797
25	0,684	1,316	1,708	2,060	2,485	2,787
26	0,684	1,315	1,706	2,056	2,479	2,779
27	0,684	1,314	1,703	2,052	2,473	2,771
28	0,683	1,313	1,701	2,048	2,467	2,763
29	0,683	1,311	1,699	2,045	2,462	2,756
30	0,683	1,310	1,697	2,042	2,457	2,750
40	0,681	1,303	1,684	2,021	2,423	2,704
60	0,679	1,296	1,671	2,000	2,390	2,660
120	0,677	1,289	1,658	1,980	2,358	2,617
$\infty$	0,674	1,282	1,645	1,960	2,326	2,576

Sumber: Sugiyono, 2010. P: 454

## DOCUMENTATION



## CURRICULUM VITAE



**Ulil Amri** was born on June 30, 1992 in Selayar, a small country in South Sulawesi. He is the third child of his parents, Alimuddin and Sitti Alang. He has a lovely elder brother and sister; Nur Abdi and Imra Yani. Likewise, he also has a lovely younger brother and sister, Muhammad Wahyullah and Nur Wahidah. His recent status is as a student of English Education Department intake of 2012. He finished his study in SMA Negeri 1 Bontosikuyu Selayar from 2002-2010 after he studied in SMP Babussalam Selayar from 2004-2007. He finished his study of elementary school in SDN Lembangia Selayar from 1998-2004.



UNIVERSITAS ISLAM NEGERI  
**ALAUDDIN**  
M A K A S S A R