


**ENRICHING STUDENTS' VOCABULARY THROUGH SNOWBALL  
MAPPING TECHNIQUE AT THE SECOND GRADE OF  
MTsN MODEL OF MAKASSAR**



**A Thesis**

**Submitted in Partial Fulfillment of the Requirements for the Degree of  
Sarjana Pendidikan in English Education Department of  
Tarbiyah and Teaching Science Faculty of  
UIN Alauddin Makassar**

**UNIVERSITAS ISLAM NEGERI  
ALAUDDIN  
M A K A S S A R**

**By:**

**NURHIDAYANTI**

**Reg. Number: 20400112025**

**ENGLISH EDUCATION DEPARTMENT  
TARBIYAH AND TEACHING SCIENCE FACULTY  
ALAUDDIN STATE ISLAMIC UNIVERSITY  
MAKASSAR  
2016**

## PERNYATAAN KEASLIAN SKRIPSI

Mahasiswa yang bertanda tangan dibawah ini:

Nama : Nurhidayanti  
NIM : 20400112025  
Tempat/Tgl. Lahir : Paitana, 1 April 1994  
Jur/Prodi/Konsentrasi : Pendidikan Bahasa Inggris  
Fakultas/Program : Tarbiyah dan Keguruan  
Alamat : Jl. H. M. Yasin Limpo, Gowa  
Judul : *“Enriching Student’s Vocabulary through Snowball-Mapping Technique at the Second Grade of MTsN Model of Makassar”*

Menyatakan dengan sesungguhnya dan penuh kesadaran bahwa skripsi ini adalah benar hasil karya sendiri. Jika dikemudian hari terbukti bahwa ini merupakan duplikat, tiruan, plagiat, atau dibuat oleh orang lain, sebagian atau seluruhnya, maka skripsi dan gelar yang diperoleh karenanya batal demi hukum.

UNIVERSITAS ISLAM NEGERI  
**ALAUDDIN**  
M A K A S S A R

Makassar, 25 Juli 2016

Penyusun,

Nurhidayanti

NIM: 20400112025

## PERSETUJUAN PEMBIMBING

Pembimbing penulisan skripsi saudara **Nurhidayanti**, NIM: 20400112025 mahasiswi Jurusan Pendidikan Bahasa Inggris pada Fakultas Tarbiyah dan Keguruan UIN Alauddin Makassar, setelah meneliti dan mengoreksi secara seksama skripsi yang bersangkutan dengan judul *“Enriching Students’ Vocabulary through Snowball Mapping Technique at the Second Grade of MTsN Model of Makassar”* memandang bahwa skripsi tersebut telah memenuhi syarat-syarat ilmiah dan dapat disetujui ke sidang munaqasah.

Makassar, 11 Agustus 2016

Pembimbing I

Pembimbing II



Dra. Hj. St. Azisah., M.Ed. St., PhD.  
NIP.1967123 1199303 2 016

Dr. M. Rusdi T., M.Ag.  
NIP. 19661215 199403 1 006

## PENGESAHAN SKRIPSI

Skripsi yang berjudul “*Enriching Students’ Vocabulary through Snowball Mapping Technique at the Second Grade of MTsN Model of Makassar*” yang disusun oleh saudara **Nurhidayanti**, Nim: **20400112025**, Mahasiswa Jurusan Pendidikan Bahasa Inggris pada Fakultas Tarbiyah dan Keguruan UIN Alauddin Makassar, telah diuji dan dipertahankan dalam sidang munaqasyah yang diselenggarakan pada hari **Selasa, 23 Agustus 2016 M** bertepatan dengan **20 Dzulkaidah 1437 H** dan dinyatakan dapat diterima sebagai salah satu syarat untuk mendapatkan gelar Sarjana Pendidikan (S.Pd.) pada Fakultas Tarbiyah dan Keguruan Program Studi Pendidikan Bahasa Inggris dengan beberapa perbaikan.

Samata, 23 Agustus 2016 M  
Dzulhijjah 1437 H

### DEWAN PENGUJI

(SK Dekan No. 2057 Tertanggal 24 Agustus 2016)

Ketua	: Dr. Hamka Ilyas, M. Th. I.	(.....)
Sekretaris	: Sitti Nurpahmi, S. Pd., M. Pd.	(.....)
Munaqisy I	: Dr. Muhammad Yaumi, M. Hum., M. A.	(.....)
Munaqisy II	: Dr. Kamsinah, M. Pd. I.	(.....)
Pembimbing I	: Dr. Hj. St. Azisah, M.Ed. St, PhD.	(.....)
Pembimbing II	: Dr. M. Rusdi T., M. Ag.	(.....)

Disahkan oleh:  
Dekan Fakultas Tarbiyah dan Keguruan  
UIN Alauddin Makassar

**Dr. H. Muhammad Amri, Lc., M. Ag.**  
**NIP. 19730120 200312 1 001**

## ACKNOWLEDGEMENTS



Alhamdulillah Rabbil Alamin, the researcher would like to express her deepest gratitude to the almighty Allah swt. the only provider, the most merciful who gives His guidance, inspiration and good healthy for all time to conduct the writing of this thesis. Peace and salutation always be given to our Prophet Muhammad saw. who has guided us from the darkness to the lightness.

However, this success would not be achieved without support, guidance, help, advice, and encouragement from individual and institution. Without them, the writing of this thesis would never been possibly completed. The researcher somehow realize that an appropriate moment for her to express the deepest gratitude and big appreciation for them, especially to:

1. The researcher's father, Ramli, and her lovely mother Muada who always give their love, pray, encourage, educate and provide countless material supports, so that, she could finish this thesis writing and her study in Alauddin State Islamic University of Makassar.
2. Prof. Dr. Musafir Pababbari, M.Si. is The Rector of Alauddin State Islamic University of Makassar.
3. Dr. H. Muhammad Amri, Lc., M.Ag. is The Dean and all of the staffs of Tarbiyah and Teaching Science Faculty of Alauddin State Islamic University of Makassar.
4. Dr. Kamsinah, M.Pd.I. and Sitti Nurpahmi, S.Pd., M.Pd. as The Head and the Secretary of English Education Department, Tarbiyah and Teaching Science

Faculty of Alauddin State Islamic University of Makassar and so do all of the staffs.

5. Dra. Hj. St. Azisah, M.Ed. St., Ph.D. and Dr. M. Rusdi T., M.Ag. as the researcher's consultants who have educated, guided, and given advice, suggestion and recommendation to the researcher for this graduating paper from beginning until the end.
6. All of the lecturers of Tarbiyah and Teaching Science Faculty of Alauddin State Islamic University of Makassar for their guidance during her study.
7. Drs. H. Abdul Rafik, M.Pd. as The Headmaster of MTsN Model of Makassar, who has accepted his goodly in other that the researcher conducted of the study in there.
8. Mrs. Wahyuni as the English teacher who is kindly helped and be ready to give her class in VIII.3 and VIII.2 to the researcher for weeks until the process of research was finish. Thank you for your nice respond to this research.
9. The Second Year Students, Academic Year 2015-2016 of MTsN Model of Makassar, big thanks for your participation as the respondents in this research.
10. Researcher's young brother, Nur Hidayat, a big thanks for you who always be accompanied her during the researcher was studying in Makassar, and so did her other belove young brothers and sisters are Nur Alam, Nur Hayati, Dian Nitami. Unforgettable of the researcher's grandfather H. M. Saleh Tutu and the grandmother is Alm. Rahmatiah for their praying, countless supporting, big motivation, and love, thanks for everything that was given to your grandchild.

11. The researcher's classmates in English Education Department, PBI 1 and 2 in Academic Year 2012. The best and thanks for Alfi, Musdah, Mia, Ica, Sumarni, Riani, Umek, Rahma, Miftah, and the couple of Dede and Ayi, thanks for this nice class, your sincere friendship, spirit, and help during the writing of this thesis.
12. Researcher's brothers and sisters in FLP UIN Alauddin Makassar, are Ekis, Khaeryah, Endang, Inayah Natsir, Arif Max, Hasrul, Tika, Laila, etc. A lot of thanks for your spirit and motivation in writing and producing of literature creation.
13. The researcher's sisters of fighter shariah and khilafah in her religious chamber, Mss. Santi, Mss. Ani, Fatnah, Adel, Rasnah, Mss. Echa, Atun, Bun Risna, Acca, Yuyu, Endah, and many others that might not to be mentioned one by one, thanks for brotherhood and fighting spirit that had recalled that campus is not just class but halqoh, dakwah, and organization all those are awful.

The researcher realizes that the writing of this thesis is far from perfect. Remaining errors are the writer's own. Therefore, constructive criticisms and suggestions will be highly appreciated. May all our efforts are blessed by Allah SWT. Aamiin.

**The researcher,**

**Nurhidayanti**


## TABLE OF CONTENTS

<b>TITLE PAGE</b> .....	i
<b>PERNYATAAN KEASLIAN SKRIPSI</b> .....	ii
<b>PERSETUJUAN PEMBIMBING</b> .....	iii
<b>PENGESAHAN SKRIPSI</b> .....	iv
<b>ACKNOWLEDGMENTS</b> .....	v
<b>TABLE OF CONTENTS</b> .....	viii
<b>LIST OF TABLES</b> .....	xi
<b>LIST OF APPENDICES</b> .....	xii
<b>ABSTRACT</b> .....	xiii
<b>CHAPTER I. INTRODUCTION</b>	
A. Background.....	1
B. Research Problem .....	3
C. Research Objective .....	3
D. Research Significance .....	4
E. Research Scope .....	4
F. Operational Definition of Terms.....	5
<b>CHAPTER II. REVIEW OF RELATED LITERATURES</b>	
A. Some Previous Related Research Findings .....	7
B. Some Pertinent Ideas .....	8
1. The Concept of Vocabulary .....	8
a. Definition of Vocabulary .....	8
b. The Principles of Teaching and Learning Vocabulary.....	9
c. The techniques of Teaching Vocabulary.....	11
d. What the Students Need to Know About Vocabulary.....	14



2. Kind of Vocabulary .....	18
a. Noun.....	19
b. Adjective.....	19
c. Verb .....	19
d. Adverb.....	20
e. Pronoun.....	20
3. The Importance of Teaching Vocabulary.....	20
4. Snowball Mapping Technique.....	21
a. The Definition of Snowball Throwing Method.....	22
b. The Concept of Mind Mapping Technique.....	23
c. Improving Vocabulary Mastery through Mind Mapping.....	23
C. Theoretical Framework.....	25
D. Hypothesis .....	26
<b>CHAPTER III. RESEARCH METHOD</b>	
A. Research Design .....	27
B. Research Variable .....	28
C. Research Participant .....	29
1. Population .....	29
2. Sample.....	29
D. Research Instrument .....	29
E. Data Collection Procedure .....	30
F. Data Analysis Technique.....	31
<b>CHAPTER IV. FINDINGS AND DISCUSSION</b>	
A. Findings .....	35
1. The Result of Students' Pre Test in Experimental Class.....	36
2. The Classification of Students' Pre-test and Post-test Scores in Experimental class .....	37
3. The Classifications of Students' Pre-test and Post-test Scores in Controlled Class .....	40

4. The Mean Score and Standard Deviation of Experimental Class and Controlled Class in Pre-test and Post-test.....	41
B. Discussion .....	43
<b>CHAPTER V. CONCLUSION AND SUGGESTION</b>	
A. Conclusion .....	46
B. Suggestion.....	47
<b>BIBLIOGRAPHY</b> .....	48
<b>APPENDIX</b> .....	51
<b>CURICULUM VITAE</b> .....	81



## LIST OF TABLES

	Page
<b>Table 1.</b> The Classification of Score Answer.....	32
<b>Table 2.</b> The Table of students' result of Mean Score, T-test, and T-table in pre-test.....	36
<b>Table 3.</b> The distribution of frequency and percentage score of experimental class in pre-test and post-test.....	39
<b>Table 4.</b> The distribution of frequency and percentage of score ccontrolled class in Pre-test and Post-test.....	40
<b>Table 5.</b> The mean score and standard deviation of experimental class and controlled class in pre-test and post-test.....	42
<b>Table 6.</b> Distribution the value of t-test and t-table.....	43

## LIST OF APPENDICES

	<b>Page</b>
<b>APPENDIX A.</b> The Row Score of the Students' Pre-test and Post-test in Experimental Class.....	52
<b>APPENDIX B.</b> The Row Score of the Students' Pre-test and Post-test in Controlled Class.....	54
<b>APPENDIX C.</b> T-test Value of Pre-Test in Experimental and Control Class.....	56
<b>APPENDIX D.</b> The Mean Score of Experimental Class and Control Class.....	57
<b>APPENDIX E.</b> Standard Deviation of Experimental Class and Control Class.....	58
<b>APPENDIX F.</b> The Significance Different.....	60
<b>APPENDIX G.</b> Distribution of t-Table.....	61
<b>APPENDIX H.</b> Lesson Plan.....	63
<b>APPENDIX I.</b> Research Instrument.....	72
<b>APPENDIX J.</b> Documentation.....	79

## ABSTRACT

**Thesis Title** : **Enriching Students' Vocabulary through Snowball Mapping Technique at the Second Grade of MTsN Model of Makassar**  
**Year** : **2016**  
**Researcher** : **Nurhidayanti**  
**Consultant I** : **Dra. Hj. St. Azisah, M.Ed. St., PhD.**  
**Consultant II** : **Dr. M. Rusdi T., M. Ag.**

---

This research aimed at finding whether the use of snowball mapping technique was effective or not at all to increase the students' vocabulary. This research focused on students' vocabulary through procedures of snowball mapping technique. The vocabulary items that presented were noun and adjective. All of vocabularies were taken from the teacher's hand book in the school.

The research design was Quasi Experimental using "Nonequivalent Control Group Design". It was conducted at the second year students of MTsN Model of Makassar. The class pointed to be the experimental class was VIII.3 which consisted of 40 students and the control class was VIII.2 which also consisted of 40 students.

The data were analyzed by using descriptive statistic (frequency, mean score, and standard deviation) and inferential statistic (independent sample t-test). The result of the data indicated that there was a significant difference between students' post-test in experimental class and control class. The mean score of post-test (73.025) in experimental class was greater than the mean score of post-test (69.925) in control class. The standard deviation of post-test (16.73) in experimental class was greater than the standard deviation of post-test in control class (16.919). From t-test, the researcher found that the value of t-test (26.056) was greater than t-table (2.890) at the level of significance ( $\alpha$ ) 0.05 with degree of freedom (df) = 78.

Based on the finding and discussion of the research, the researcher drawn a conclusion that the application of snowball mapping technique was be able to increase the students' vocabulary at the second grade of MTsN Model of Makassar.

## CHAPTER II

### LITERATURE REVIEW

This section presents the review of related literature dealing with some related research findings, and some pertinent ideas.

#### **A. Review of Related Research Findings**

The researcher takes review of related researcher from other thesis as principle or comparative in this research. The first, previous research was done by Lyla Nurjannah (2014), a student of State Institute for Islamic Studies (STAIN) Salatiga in The Academic Year 2014, Entitled “The Use of Snowball Throwing Method to Increase Students’ Speaking Skill (A Classroom Action Research of the Tenth Years Students of MAN Salatiga in the Academic Year of 2013/2014). She found that the use of Snowball throwing method could increase student’s speaking skill. The alternative hypothesis was accepted because the t-test was higher than t-table. In addition, the experiment group gave a significant contribution to the student’s speaking ability.

The second previous research was done by Rahmat Wirawan (2013) in e-Journal of English Language Teaching Society (ELTS) Vol. 1 No. 2 2013 entitle *Increasing Vocabulary Mastery of the Seventh Grade Students through Snowball Throwing at SMPN 1 Ampibabo*. The result of Rahmat wirawan’s study was the data analysis showed that there was a significant difference between the result of experimental group and control group. It was proved that the result of t-counted (2.30) was higher than t-table (2.034). Hence, the use of Snowball

throwing technique could increase vocabulary mastery of the seventh grade students at SMPN 1 Ampibabo.

This research is different with the previous research because the researcher will cover in improving students' vocabulary by combining two techniques are Snowball Throwing and Mind Mapping. The difference is showed at the procedures that will be applied. The students must be active because this technique is one of active learning strategy and belonging to cooperative learning.

There were also a number of studies on vocabulary learning via collaborative interaction. One of these studies was Huang in Zarei (2013). Huang investigated learning vocabulary in collaborative groups at a university. The results showed that learning vocabulary was affected by group work. Newton (2001) investigated vocabulary learning through communication tasks. One of the options was cooperative learning in pre-task. Students looked for meaning of the words in dictionary corporately. The finding showed that cooperative learning helped to improve vocabulary learning process in pre-task.

## **B. Pertinent Ideas**

### **1. The Concept of Vocabulary**

#### **a. Definition of Vocabulary**

As Hornby (1986: 1331) stated that vocabulary is:

- 1) The total number of words that make up a language.
- 2) Body words known to person or used in a particular book, subject.
- 3) List of words with their meanings, especially one, which accompanies a textbook, foreign language.

Brown (1994:366) stated that “who with words and vocabulary function to words of language, which are learned through by that they become a part of the child’s understanding, reading, and writing. Second, vocabulary is words having meaning when heard or seen even though the individual produces it when communicating with others.”

Vocabulary is all the words used by a particular person, or all the words that exist in a particular language or subject (Cambridge, 2008). Vocabulary is core component of language proficiency and it provides much of the basis for how well learners speak, listen, read, and write. Heriyawati (2010:153) stated that “Vocabulary is stock of words in language that can support the learners to learn the skill of the language.”

Good (1973) defines vocabulary as content and function words of language which are learned so thoroughly that become part of child’s understanding, speaking, and later reading and writing vocabulary. Also, it means that words having been heard or seen, eventhough it is not produced by individual to communicate with others.

#### b. The Principles of Teaching and Learning Vocabulary

Wallace (1989) indicated that there are various main principles of teaching vocabulary as follow:

##### 1. Aims

In teaching vocabulary, it has to be known about the aims how many of vocabulary listed that learner to be able to know.



## 2. Quantity

It is decided on the number of new words that the students can learn clearly. The actual number will depend on the number of factor varying from class to the class and learner. If there are too many words to be taught, the student may become confused discourage and frustrated.

## 3. Need

In the case, the teacher in choosing the vocabulary that is going to be taught will relate to the aims of the students course and objective of lesson. In other words, the students are put the situation where they have to communicate the words they need.

## 4. Frequent, exposure and repetition

In teaching and learning vocabulary, there has to be certain amount of repetition until there is evidence that the student's learn to target words.

## 5. Meaningful presentation

In presenting vocabulary lesson, the student must be has a clear, specific, and ambiguous understanding of what word denote and refer to. This requires that the words be presented in such a way that their denotation and references are perfectly clear.

## 6. Situation presentation

The words are presented appropriate to the student's situation. The teachers must know the student's situation or the atmosphere of the class. In order, they know the students of readiness to accept material.

### 7. Presenting in concept

It is important for the students to know the useful collection that a word occurs in. From the beginning, the word must be appear in its natural environment as it where, among the word must it normally collocates with.

### 8. Learning vocabulary in the mother tongue and in the target language.

Five steps to learn vocabulary:

- a. There is a felt need from the learner to know the target language.
- b. The learner is exposed to an enormous quantity of his own language.
- c. The learners control his rate of learning.
- d. The target language is nearly always encountered in appropriate situation and context.
- e. Since the words are learned as they arise out of a felt need in a particular situation they have a clear denotation.

### 9. Inference (guessing) procedures in learning vocabulary

Guessing is one way of learning vocabulary. Students guess the words' meaning by hearing and sometimes read them in a certain context, then use them in certain situation. It leads the students to think the meaning of the new words that were being taught.

#### c. The techniques of Teaching Vocabulary

Teaching and learning vocabulary is not simple way. The teacher's ability to recognize the students' competence and characteristic is needed teaching vocabulary to children is not the same boys and girls, so the material thought to

the students should be suitable to their level and ages. Allen (1983:337) classified the technique of teaching vocabulary based on the students' level.

1. The beginner class

The teacher presents the meaning of vocabulary through picture, realia; object, explanation, and definition. In simple English by using the words that the students have already known.

2. Intermediate class

To show the meaning of the words, the teacher explains them by using simple sentence in English. Pictures can also be used in several helpful ways.

3. Advance class

There two major aims in advance level. First, prepare for the students the kinds of English used by native speakers. Secondly, to help students become independent on their own learning. Therefore, in explaining the unfamiliar words, the teacher does not merely simplify the sentence they use but they are sometimes required to use the more sophisticated sentence construction as usually used by the native speaker English later. The students develop their vocabulary by using various ways based on the reference.

Harmer (1991:161-162) presents some techniques in teaching vocabulary.

1. Realia

Realia refers to presenting the words by bringing the things that we want to represent into classroom.

## 2. Pictures

Using pictures as also a good way to teach vocabulary. Pictures for vocabulary teaching may come from many sources. It can be drawn on the board or can be taken from another source such as magazine.

## 3. Mime action and gesture

These are often used in conveying meaning. These techniques are usually used for presenting the verbs, such as swim and run.

## 4. Contrast

Contrast technique refers to the presentation of opposites or antonyms of words that are going to be taught.

## 5. Enumeration

This technique refers to listing the general and the specific words that relate to the words represented.

## 6. Explanation

This technique is applied by explaining the meaning of the words.

## 7. Translation

It is an easy way to present the meaning of the words. But it is not always easy to translate the meaning of the words. Such a technique is not too effective.

## 8. Song

Song is one of the most enchanting and culturally rich resources. It can be easily used in language classroom. It can be used to teach a variety of language items, include vocabulary.

#### d. What the Students Need to Know About Vocabulary

Harmer (1991:156-157) explained four aspects of words that need to be known by the students in learning vocabulary. They are word meaning, word use, word information, and word grammar.

##### 1. Word Meaning

The first thing to realize in learning vocabulary is that some words frequently have more than one meaning. According to advanced learner's dictionary, the word *book*, for instance, obviously refers to something we use to read from, or it can be defined as a set of printed pages pasted together inside a cover, as a thing to be read, as clearly found in such a context as *Ali bought book yesterday*. Within this example of context, the word *book* serves as a noun. Another or the same dictionary perhaps goes on to list several more meanings of *book* which serve as verbs, as found in such a context as *every passenger of the train should book their ticket two days before the time for leaving*. So the writer will have to say that the word *book* sometimes means the kind of thing you read from, but it can also mean a number of things.

When the writer tries to decipher a word, the writer will have to look at the context in which it occurs. The meaning of *book* in such a context as *I booked my ticket three days ago* is different from that of *the police booked him for speeding*. In the first context, *book* means gave on order for a ticket while in the second context; it means *wrote down in the police notebook*. In other words, need to know the importance of meaning of context.

In addition, words sometimes have meanings in relation to other words. Words have opposites (antonyms) and they also have other words with similar meanings (synonyms). As the antonymous relationship, the writer understand the meaning of *good* in the context of *bad*, and in the synonymous relationship, the writer understand the meaning of *bad*, in the context of *evil*. The writer has to realize, however, that words seldom have absolute synonyms or antonyms, on particular occasions. As far as meaning goes, students need to know about meaning in context.

## 2. Word Use

The meaning of a word can be change, stretched, or limited by how it is used, and this is something that students need to know about. In relation to this (word use), Harmer (1991:157) states that students need to recognize such thing as *idiomatic use, metaphorical use, word collocation, and stylistic and topical context*.

### a. Idiomatic Use

Word meaning is frequently stretched through the use of idiom (idiomatic expression). Such a word as *snake*, which obviously refers to kinds of long legates, crawling reptile, can be put into such a fixed phrase as *snake in the grass* to refer to a treacherous person, as in *He is really snake in the grass*. The term *snake in the grass* has become in idiom like *raining cats and dogs* (very heavy rain), etc.

### b. Metaphorical Use

Metaphor is the use of the word to indicate something which is different from its literal meaning. Metaphor is one way of stretching the meaning of the word which is known as the metaphorical language use, which also needs to be known by students. For example, the word *hisses* which describe the people talk as in *don't move or you are dead, he hissed*.

### c. Word Collocation

Word meaning is also governed by collocation, that is, which words go with each other. Such a word as *sprain*, can go with *uncle* (*sprained uncle*) or *wrist* (*sprained wrist*) but cannot go with *thigh* or *rib*. So it is wrong to say *sprained thigh* or *sprained rib*. Likewise, the word *ache* can go with *head* (*headache*) or *ear* (*earache*), but the writer cannot say *throatache* or *legache*. Thus, the word *sprain* can collocate with either *ankle* or *wrist*, but cannot collocate with either *thigh* or *rib*, and similarly, the word *ache* can collocate with *head* and *ear*, but cannot collocate with *leg* or *throat*. In conclusion, one particular word can collocate with certain words, but not with other words, and this needs to be known by students.

### 3. Word Formation

Word can change their shape and their grammatical value. A noun, for instance, can change to an adjective (*beauty* to *beautiful*), or to a verb (*beauty* to *beautify*), and on the contrary, a verb can change to a noun (*approve* to *approval*), etc. Such words as *beautiful* *beautify*, and *approval* are formed with their based

words (*beauty* and *approve*) plus the suffixes: *-full*, *-fy*, and *-al*, added to them. These suffixes, however, to serve their functions, are not always true to be applied to every base word the writer wants. Some nouns take *-ful* to derive adjectives (*beautiful*, *powerful*, *careful*, etc), but others take different suffixes (*danger-dangerous*, *child-childish*, *wealth-wealthy*, *person-personal*, etc). Likewise, some nouns take *-fy* to derive verbs (*code-codify*, *note-notify*, *mode-modify*, etc) but others take different suffixes (*computer-computerize*, *breath-breathe*, *length-lengthen*, etc). Similarly, some verbs take *-al* to derive nouns (*approve-approval*, *arrive-arrival*, *refuse-refusal*, etc) but others take different suffixes (*break-breakage*, *annoy-annoyance*, *serve-servant*, *admire-admiration*, *examine-examinee*, *advise-adviser*, *beg-beggar*, *agree-agreement*, *depart-departure*, *deliver-delivery*, *read-reading*, etc). The writers then have to say that words can change their forms by utilizing suffixes. Further, the same suffix is added to different word classes to derive words of other different classes; different suffixes are added to different words of the same class to derive other words of the same class. Which suffix can or cannot be added to particular words to derive other words needs to be known by students.

Word can also change their forms by taking prefixes: *im-*, *in-*, *il-*, *dis-*, etc. To derive negative words, such prefixes as *im-*, *in-*, *il-*, and *dis-* can be applied. Similarly to the case of suffixes, however, which words take *im-* or *in-* or *dis-* is really a problem and this also needs to be known by students.



#### 4. Word Grammar

There are many areas of grammatical behavior that students need to know about. Pertaining to nouns, for instance, students need to know the distinction between *countable* and *uncountable* nouns. The former can be both *singular* and *plural* (*book/books*) while the latter can only be *singular* (*furniture*). We can say *one chair* or *two chairs*, but we cannot say *one furniture* or *two furniture*. This difference has certain grammatical implications. The word *chair* can collocate with plural verbs. There are also nouns which are neither *countable* nor *uncountable*. This kind of nouns has a fixed form and collocates with singular verbs only or plural verbs only.

Verbs also trigger certain grammar. The verb *tell*, for example, is followed by an *object + to + infinitive* (*I told you to do that*) and so is the verb *ask*, but the verb *say* does not work the same way. It is incorrect to say *he says me to come*. In addition, knowing modal verbs such as *can*, *must*, etc. Means knowing that these verbs are followed by a bare infinitive without *to*. Without having this kind of knowledge, students will erroneously produce such an expression as *I must to go* or *He can to run quickly*, etc.

#### 2. Kinds of Vocabulary

Learning the meaning of words plays important roles in learning language. Learning vocabulary is the most essential and otherwise the learning of target language will never be able to use it communicatively. Generally word does not usually have a single meaning. Various meanings that we find in a word can be classified into their types. The English vocabulary can be divided into four

groups, in traditional grammar, these function are classified into part of speech; nouns, adjective, verbs, adverbs and pronoun (Ellsworth & Higgins, 2000). Each of these groups of vocabulary will be discussed in the following sections.

a. Noun

A word used as the designation or appellation of a creature or thing, existing in factor in thought; a substantive. Noun is a word that names a person, place or thing. Nouns come in the varieties; concrete noun, proper noun, common noun, collective noun, abstract noun, singular noun, plural noun, countable noun and uncountable noun.

b. Adjective

Leech (2006) states that adjectives are words that describe nouns and pronouns, they are the color, commentators of language and the words that give your writing and speech flavor or tell us something about noun (e.g. white, beautiful, clever, black, etc).

c. Verb

Verbs are words that name an action or describe a state of being. Verbs are seriously important, because there is no way to have a sentence without them. In addition, Rozakis (2003) states that action verbs tell what the subject does or verbs are the words or phrase that given the action or assert something in sentences (e.g. go, run, jump, write, read, listen, speak, walk, swim, etc). There are several kinds of verb, such as: transitive verb, intransitive verb, auxiliary verb.

#### d. Adverb

Adverb is defined as a word that describes verb, adjective, and adverb itself (Seaton & Mew, 2007). They are used to say that adverbs tell how, when and where a thing is done. Adverbs answer the questions “when?”, “where?”, “how?”, or “to what extent?” or words or phrase which modified a verb and adjective, another adverb and an entire sentence.

#### e. Pronoun

Pronoun is defined a word that is used in place of noun. Pronoun is very necessary part of speech. Without it, our language would be very repetitious. The sentences would be very lengthy and awkward. According to Seaton & Mew (2007), there are four kinds of pronouns. The first is personal pronoun. It is used as the subject of the verb in a sentence and takes the place of noun. I, you, they, we, she, he, it are personal pronoun. The next pronoun is reflexive pronoun. It is word that refers to the person or animal which is the subject of the verb. The words myself, yourselves, themselves, herself are the examples of reflexive pronoun. Conversation would sound very strange if we had no pronouns.

### 3. The Importance of Teaching Vocabulary

Teaching vocabulary is a very challenging and interesting task for teacher. The teacher should be able to select the most appropriate way and tool to ensure the improvement of the students' vocabulary ability. Vocabulary is very important in learning language. Therefore, vocabulary plays the most important role in learning English. Without basic vocabulary, there is very little we can do. There would not be possible if someone communicate with another people and have

some diversity in sounds, pronunciation or in structure because we can accept what the vocabulary that we used. In learning foreign language, it is necessary to master the vocabulary is crucial in language learning since the ability to communicate is primary supported by master of that language.

By mastering a large number of vocabulary items, students will be able to understand the message of the text well. It is real that the mastery of vocabulary is needed for the learner specially to be able to communicate easily and fluently in the target language. However, if we want to be able to communicate with the other, specially, with native speaker, we have to master of vocabulary mostly and also other skills of language. The importance of vocabulary is daily demonstrated in school and out, in the classroom (Graves, 2009). The achieving students possess the most adequate vocabularies. Because of the verbal nature of most classroom activities, knowledge of word and ability to use language are essential to succeed in these activities. Learning vocabulary indeed need special strategy in order to remember the words that have been well studied in order not passed quickly.

#### **4. Snowball-Mapping Technique**

Snowball-Mapping Technique is the result of combination between Snowball Throwing and Word Mapping technique. Both of them are the active learning method and also categorized as cooperative learning that students needed. According to Morable (2010:5) active learning is defined as student centre, high involvement, practical learning strategies that can be used to help strengthen any learning environment. Either Snowball Throwing or Mind Mapping Technique is

one of techniques from the cooperative learning method. On this similarity, the researcher take the initiative to combine between Snowball Throwing and Mind Mapping Technique in teaching vocabulary. The researcher believes that a combination of both of techniques will enhance the students' motivation and interest in learning. The teacher can apply this strategy as an alternative way to improve the students' vocabulary. For better knowing, these following points will explain more about the techniques, either snowball throwing or mind mapping technique.

a. The Definition of Snowball Throwing Method

According to Suprijono (2009), Snowball Throwing is a way of presenting the material in a lesson, where students formed heterogeneous groups and then each group is chosen chairman of the 11 group to get the task from the teacher, and each student makes question that is formed like a ball (question paper) and then be thrown into another students, each students to answer question of balls obtained.

Snowball throwing learning method is a method of learning that begins with the formation of a group that represented the chairman of the group to get the task from the teacher then each student makes a question, which is formed like a ball (question paper) and then be thrown to the another student to answer question of the ball obtained (Kisworo in Lyla Nurjannah, 2014).

Snowball throwing method is a method of learning that can stimulate students to ask questions. Through this method the teacher can know the mindset and can train their students to participate in learning activities (Yamin in Lyla

Nurjannah, 2014). From the description above, it can be concluded that Snowball Throwing learning is a learning method that divides students into groups, which will each member of the group makes a question on a piece of paper and shape it into a ball. Then, the ball is thrown to another student for the duration of time determined, and each student will answer the questions of obtaining the ball.

#### b. The Concept of Mind Mapping Technique

The best mind mapping is colorful and used much pictures and symbols, usually like an art. Buzan (1993) states that mind mapping is a powerful graphic technique, which provides a universal key to unlock the potential of brain. Mind mapping technique imitates the thinking process, namely possible us to move from one topic to another topics back and forth. Recording the information through symbols, pictures, emotional meaning and colors, exactly the same like our brains process it. A pattern which at least consists of picture, symbol and color that will not just help the students to understand the vocabulary knowledge but also makes the students feel good, enjoyable and attract their brain which at last lead them to have interest in mastery vocabulary knowledge.

#### c. Improving Vocabulary Mastery through Mind Mapping

In improving vocabulary to junior high school students, the English teachers are expected to be active, creative and innovative in using and experimenting the uses of different strategies, methods, and techniques. Different kinds of technique can be used to teach vocabulary to junior high school because mind mapping technique involves the students in role plays. Mind mapping are considered as the effective way in teaching vocabulary. Mind mapping help and

encourage many learners to sustain their interest and work. Mind mapping are highly motivating since they are amusing and at the same time tested. Mind mapping also teach creativity skill such as imagining and collecting more references and ideas. The main focus of using mind mapping in class is to help students learn and have fun.

The teacher should master the mind mapping technique well in order to keep the teaching learning process doing well. They also need to manage the students in doing the technique and keep the class on the way. Mind mapping technique could help the students to improve their vocabulary. The purpose of this mind mapping technique is to know whether the students have a large number of vocabularies or not. This technique can be modified with some activities. The teacher can also ask them to find the meaning of every word that they have been written and listen. The last one is asking the students to remember the words and the meaning so that they can repeat it in front of the class.

The advantages of mind mapping technique can be seen as follows: first, through mind mapping technique, the students can find a new word as soon as possible; second, the students can memorize the words more easily (Bligh in Gede Wisnawa, 2013). Mind mapping can be an effective technique in teaching vocabulary. The students will be able to memorize more words. It will give a good condition in a class. The teacher will know the knowledge of every student in finding a new word.

### C. Theoretical Framework

The problem that was faced by the students in learning vocabulary was difficult in memorizing the meaning of words. In other word, the students have lack of vocabulary and often felt bored in learning activities. So, the researcher tries to offer a new technique in teaching vocabulary by using Snowball Mapping technique. Using Snowball Mapping technique is an alternative way in teaching vocabulary. Student will be more fun and active.

Framework of this research procedure is illustrated in the following chart:

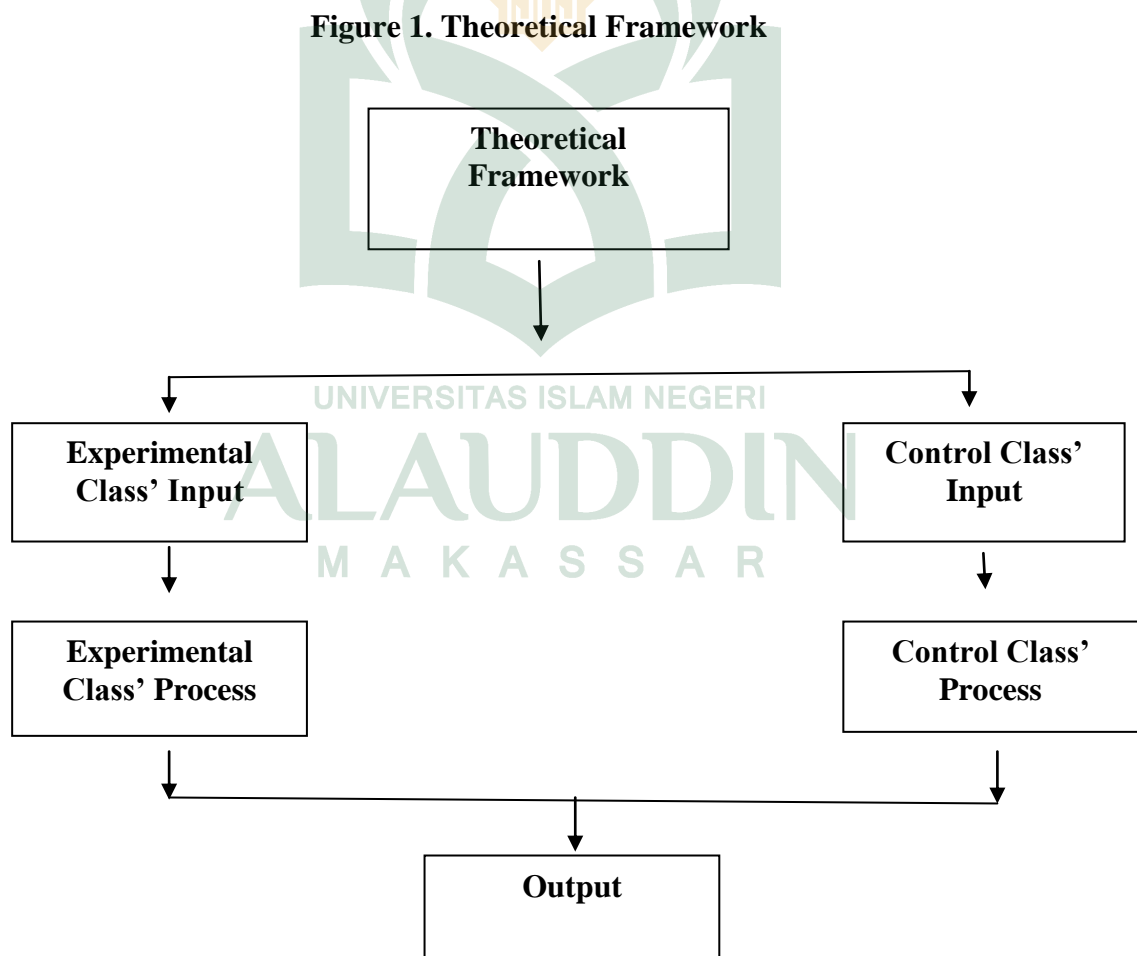


Figure 2.1 The illustration of research procedure



The three variables above; input, process, and output are briefly classified as follow:

- a. Input refers to method used in both of experimental and control class which consists of vocabulary materials.
- b. Process refers to this process ran through a treatment in teaching vocabulary.
- c. Output refers to student's vocabulary mastery after using conventional and Snowball Mapping Technique.

#### **D. Hypothesis**

$H_0$  : The use of Snowball Mapping technique is not effective to enrich the students' vocabulary at the second grade of MTsN Model of Makassar.

$H_1$  : The use of Snowball Mapping technique is effective to enrich the students' vocabulary at the second grade of MTsN Model of Makassar.

### CHAPTER III

#### RESEARCH DESIGN

This chapter presents about the research design, research variable, population and sample, and research instrument, procedures of collecting data, and technique of data analysis.

##### **A. Research Design**

The method that was used in this research was quasi-experimental design. There were several kinds of quasi-experimental design but in this research the researcher used a non-equivalent control group design. The design involved two groups which were experimental class and control class. Both of groups acquired pre-test, treatment, and post-test that can be described in the following design:

This was a model of Quasi-Experimental design, exactly Non-equivalent Control Group design that adopted from Sugiyono (2014).

<b>E</b>	<b>O<sub>1</sub></b>	<b>X</b>	<b>O<sub>2</sub></b>
<b>C</b>	<b>O<sub>3</sub></b>	<b>-</b>	<b>O<sub>4</sub></b>

Explanation:

E : Experimental class

C : Control class

O<sub>1</sub> : Pre-test in experimental class

O<sub>2</sub> : Pre-test in control class

X : Treatment for experimental class by using snowball mapping technique

O<sub>3</sub> : post-test in experimental class

O<sub>4</sub> : post-test in control class

## **B. Research Variable**

This research consists of two variables as follow:

### **1. Independent Variable**

The independent variable in this research was the Use of Snowball Mapping Technique.

### **2. Dependent Variable**

The dependent variable in this research was the students' vocabulary at the second grade of MTsN Model of Makassar.

### **C. Research Participant**

#### **1. Population**

According to Arikunto (2013: 173), population is all subjects in the research. The population of the research is the second grade of MTsN Model of Makassar. The population consisted of ten classes and each class consisted of 40 students. So the population was 400 students.

#### **2. Sample**

According to Arikunto (2013:174), sample is most of representative of who are researched. The method of taking sample in this research was purposive sampling technique. One class was experimental class and the other was the control class. In this case, the researcher chose class VIII/3 as the experimental class and class VIII/2 as the control class. Each of the classes consists of 40 students. Therefore, the total number of students were 80. The subject of the research (second grade) was chosen because the third grade students have final examination and the first grade students were considered having standard knowledge of vocabulary.

### **D. Research Instrument**

Research instrument which was used in this research was written vocabulary test. It consisted of three kinds; multiple choices, matching test, and fill in the blank. Multiple choices consisted of 15, matching test were 5, and fill in the blank were 10 items of questions. The test conducted to assess the student's vocabulary in pre-test and post-test. The pre-test was conducted to find out the student's prior knowledge of english vocabulary. While, the post-test was

performed to find out development of the student's vocabulary after treatment was put on.

### ***E. Data Collection Procedures***

In the data collecting procedure, there were three steps that have to follow in this research:

#### **1. Pre-test**

Pretest was given to the experimental class and controlled class before giving a treatment to measure prior knowledge of student's english vocabulary. The experimental and control class acquired the same pre-test. There were 30 of questions have been given. Those questions were 15 of multiple choice, 5 of matching test, and 10 of fill in the blank.

#### **2. Treatment**

After giving the pre-test, the students were given a treatment. In the experimental class was applied Snowball Mapping Technique, while in control class was used conventional method. The researcher gave the treatment for six times and each meeting ran for 90 minutes.

#### **3. Post-test**

After giving the treatment, the researcher gave the post test both to the experimental and control class to find out the result of the treatment whether the use of snowball mapping technique was effective or not to enrich students' vocabulary.

### ***F. Data Analysis Technique***

To answer the question “can the use of Snowball Mapping technique enrich the students’ vocabulary at the second grade of MTsN Model of Makassar,” the researcher applied inferential statistic to find out the significant different between post-test in experimental group and post-test in control group. To answer the question “to what extent does the use of Snowball Mapping technique enrich the students’ vocabulary at the second grade of MTsN Model of Makassar,” the researcher applied descriptive statistic to describe the characteristic of each research variable by showing mean score and standard deviation.

Below were the formulas to analyze the data:

1. From Sudjana (2008), Scoring the students’ correct answer of pre-test and post-test by using the formula was as follows:

$$\text{Score} = \frac{\text{Student's correct answer}}{\text{Total number of items}} \times 100$$

2. Classifying the score answer into the following criteria (adopted by depdikbud in Sukirman, 2010).

**Table 1. The Classification of Score Answer**

No.	Classification	Score
1.	96 – 100	Excellent
2.	86 – 95	Very Good
3.	76 – 85	Good
4.	66 – 75	Fairly Good
5.	56 – 55	Fair
6.	46 – 55	Poor
7.	0 – 45	Very Poor

3. According to Arikunto (2010), The formula was used in calculating the mean score of the students' answers was:

$$\bar{X} = \frac{\sum X}{N}$$

$\bar{X}$  = Mean score

$\sum X$  = Sum of all scores

N = Total number of the respondents

4. The formula used in calculating the standard deviation was from Gay (1981) as follows:

$$SD = \sqrt{\frac{SS}{N}} \text{ Where } SS = \sum X^2 - \frac{(\sum X)^2}{N_1}$$

Where:

SD = Standard deviation

SS = The sum of square

N = Total number of the subjects

$\sum X^2$  = The sum of all square; each score was squared and all the squares were added up

$(\sum X)^2$  = the square of the sum; all the scores were added up and the sum was square total.

5. The formula used in finding out the difference between students' score in pre test and post test was adopted by Arikunto (2010).

$$t = \frac{\bar{X}_1 - \bar{X}_2}{\sqrt{\left(\frac{SS_1 + SS_2}{n_1 + n_2 - 2}\right) \left(\frac{1}{n_1} + \frac{1}{n_2}\right)}}$$

Where:

t = Test of significance

$\bar{x}_1$  = Mean score of experimental group

$\bar{x}_2$  = Mean score of control group



$SS_1$  = Sum square of experimental group

$SS_2$  = Sum square of control group


$n_1$  = Number of students of experimental group

$n_2$  = Number of students of control group

Where:

$$SS1 = \sum x1^2 - \frac{(\sum x1)^2}{n1}$$

$$SS2 = \sum x2^2 - \frac{(\sum x2)^2}{n2}$$



## CHAPTER IV

### FINDING AND DISCUSSION

#### *A. Findings*

Findings of experiment research deal with the answer of the problem statement which aimed to improve students' vocabulary. Findings consisted the presentation rate of the students' score were obtained from the test to find the mean score, standard deviation, test of significance, and hypothesis testing. Based on the preliminary observation before doing this research, the researcher had obtained the data about the students' condition of the class. According to relevant of students' english teacher said that the class researched was categorised of same basic ability in english comprehension. Furthermore, the lessons are same. So it possible for researcher to conduct the research in class of VIII.3 as experimental class and class of VIII.2 as control class.

Moreover, the researcher had discussed with students related vocabulary learning which the average was getting new vocabulary through reading passage. The students exclusively memorize for every single word that was available in the book without games or the other fun techniques which can involve the students to play. Following data showed the effectiveness of application the learning technique which classified of cooperative learning and it was obtained the data that students' vocabulary was advanced.

### 1. The Result of Students' Pre-Test in Experimental and Control Class

The mean score and the t-test of students in the pre-test were shown in the following table.

**Table 2**

Table students' result of Mean Score, T-test, and T-table in pre-test

Class	Mean Score	t-test	t-table
Experimental Class	54.475	-5.615	2.890
Control Class	65.425		

Table of the result of students' pre-test in experimental class were shown in the Appendix A. It showed that the lowest score of pre-test in experimental class was twenty-seven for one student and the highest was seventy-seven for one student.

For the control class, it showed that the lowest score in the pre-test was zero for one student and the highest score was ninety-three for one student. The score of t-test of between experimental and control class were -5.615 and the t-table was 2.890.

The table above showed that there was no significance between students' score in the pre-test because the t-test was smaller than the t-table ( $-5.615 < 2.890$ )

so the research could be continued. In the same manner as point was mentioned of the data collection procedures in chapter 3 of this research that giving pre-test was needed to measure prior knowledge of students' vocabulary. The result of this pre-test would determine whether the research could be continued or not yet. Because of the table 2 above showed that t-test was lower than t-table ( $-5.615 < 2.890$ ), it means that students' english ability almost the same between experiment and control class. Therefore, the treatment could be conducted.

## **2. The Classification of Students' Pre-test and Post-test Scores in Experimental Class**

The following table 3 showed the distribution of frequency and percentage of final score of students' vocabulary at the second grade of MTsN Model of Makassar either pre-test or post-test in experimental class. After pre-test given, the following data indicated that the researcher successfully conducted the treatment so it directly given the post-test. The researcher gave six meetings to do the treatment. The procedure of treatments from 1<sup>st</sup> day until 6<sup>th</sup> day were the same. Procedure of treatments were:

- a. The researcher started the activities by introducing of self and checking the attendance list.
- b. The researcher explained about the technique of snowball mapping that used for sixth meetings in english vocabulary learning.
- c. The teacher would divide the students to be several groups.
- d. Each group would choose one of the students as a leader of group.

- e. The leader was given some explanations by teacher related what should be done. Then, the leader talked back to his/her other friends.
- f. The teacher gave a map sheet to each group which in the paper there was a word with color picture. The word was a keyword that should be developed for every member of group.
- g. Each member of group has turn to write whatever of words related to the keyword or theme. All of groups got the same theme.

**Example:**

**Figure 3. Mind Mapping of Word**

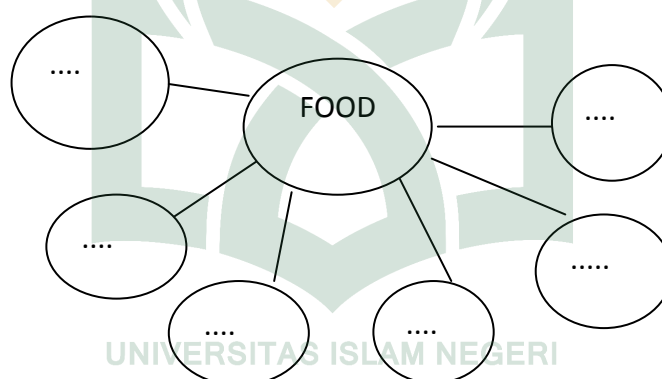


Figure 4.1. Mind mapping of word

- h. The paper was rolled like a ball and then it thrown to other group. After groups exchanged their own paper each other, they had to repeat to write one word for one little paper and made it like ball.
- i. Next, one by one of the paper would be thrown to others. Whoever got it, he or she should mention the word and the meaning of the word.
- j. If the word has answered by the member of group, so time was of this group to throw ball to others that was not yet.

- k. The unanswered meaning of word would thrown to other members until anybody answered it.

**Table 3**

The distribution of frequency and percentage score of experimental class in pre-test and post test

No.	Scale	Classification	Pre-test		Post-test	
			Frequency	Percentage	Frequency	Percentage
1.	95 – 100	Excellent	0	0%	0	0%
2.	85 – 94	Very Good	0	0%	5	12.5%
3.	75 – 84	Good	1	2.5%	21	52.5%
4.	65 – 74	Fairly Good	1	2.5%	11	27.5%
5.	55 – 64	Fair	22	55%	2	5%
6.	45 – 54	Poor	7	17.5%	0	0%
7.	0 – 44	Very Poor	9	22.5%	1	2.5%
<b>Total</b>			<b>40</b>	<b>100%</b>	<b>40</b>	<b>100%</b>

Table 3 above showed the rate percentage score of experimental class in pre-test and post-test from 40 students. In the pre test, none of the student got excellent and very good scores. Only 1 student (2.5%) got good score, 1 student (2.5%) got fairly good score, 22 students (55%) got fair score, 7 students (17.5%) got poor score, and 9 students (22.5%) got very poor score. While, in the post-test showed that no one student (0%) got excellent score, 5 students (12.5%) got very good score, 21 students (52.5%) got good score, 11 students (27.5%) got fairly

good score, 2 students (5%) got fair score, 0 student (0%) got poor score, and 1 student (2.5%) got very poor score. Based on the result above, it could be concluded that the rate percentage in post-test was greater than the rate percentage in pre-test.

### 3. Students' Classification Score in Pre-test and Post-test for Control Class

The following table showed the distribution of frequency and percentage of final score of students' vocabulary at the second grade of MTsN Model of Makassar in pre-test and post-test for controlled class.

**Table 4**

The distribution of frequency and percentage of controlled class score in pre-test and post-test

No.	Scale	Classification	Pre-test		Post-test	
			Frequency	Percentage	Frequency	Percentage
1.	95 – 100	Excellent	0	0%	0	0%
2.	85 – 94	Very Good	1	2.5%	6	15%
3.	75 – 84	Good	7	17.5%	12	30%
4.	65 – 74	Fairly Good	13	32.5%	8	20%
5.	55 – 64	Fair	13	32.5%	9	22.5%
6.	45 – 54	Poor	5	12.5%	4	10%
7.	0 – 44	Very Poor	1	2.5%	1	2.5%
<b>Total</b>			40	100%	40	100%

Table 4 showed the rate percentage score of controlled class in pre-test and post-test from 40 students. In the pre-test, none of the student (0%) got excellent. Only 1 student (2.5%) got very good score, 7 students (17.5%) got good score, and 13 students (32.5%) got fairly good score, 13 students (32.5%) got fair score, 5 students (12.5%) got poor score, and 1 student (2.5%) got very poor score. While in the post-test above showed, none of the students (0%) got excellent. There were 6 students (15%) got very good score, 12 students (30%) got good score, 8 students (20%) got fairly good score, and 9 students (22.5%) got fair score, 4 students (10%) got poor score, and 1 student (2.5%) got very poor score. Based on the table 4, it could be concluded that the rate percentage in post-test was different with pre-test.

#### **4. The Mean Score and Standard Deviation of Experimental Class and Controlled Class in Pre-test and Post-test**

After calculating the result of the students score, the mean score and standard deviation of both classes could be presented in the following table.

**Table 5**  
The mean score and standard deviation of experimental class  
and controlled class in pre-test and post-test

Class	Pre-test		Post-test	
	Mean Score	Standard Deviation	Mean Score	Standard Deviation
Experimental	54.475	10.101	73.025	16.73
Controlled	65.425	14.271	69.925	16.919



The table above showed that, the mean score of experimental class in pre-test was (54.475) and the standard deviation of experimental class was (10.101), and the mean score of controlled class in pre-test was (65.425) and its standard deviation was (14.271). While the mean score of experimental class in post-test was (73.025) and the standard deviation of experimental class was (16.73), and the mean score of controlled class in post-test was (69.925) and its standard deviation was (16.919). It could be concluded that although the control class gained the greater mean score in particular of pre-test, but in post-test the experimental class got the greater mean score than the control group.

The significant score between experimental and controlled class could be identified by using t-test. The result of t-test can be seen in table 6 as follows:

**Table 6**

Distribution the value of t-test and t-table

Variable	t-test value	t-table value
Posttest	26.056	2.890

Table 6 showed the result of test of significance testing. It showed that t-test value was greater than t-table. The result of the test showed there was significant difference between t-test and t-table ( $26.056 > 2.890$ ). It means that, t-table was smaller than t-test. The result of the t-test statistical analysis showed that there was significant difference between the experimental class who got treatment

by using snowball mapping technique with controlled class who got treatment by conventional technique.

The statement was proved by the t-test value (26.056) which was higher than t-table value (2.890). For the level of significance ( $\alpha$ )0.05 and the degree of freedom (df)  $(N_1 + N_2) - 2 = (40 + 40) - 2 = 78$ , showed that the value of the t-test was higher than t-table. Because of t-test was higher than t-table, it means that  $H_0$  was rejected and  $H_1$  was accepted ( $26.056 > 2,890$ ). Hence, the researcher's hypothesis was accepted.

### **B. Discussion**

In this point, the researcher argued what had been found in the study of *snowball mapping technique* to enrich student's vocabulary. Analysis of the mean score gap between the Pre-test and Post-test in the experimental class ensured that the technique was used was effective. Surely, the researcher would not to be continued the treatment until the students' score of pre-test between experimental and control class were same or at least the experimental was not higher than control class. The researcher had taken much time at the beginning of meeting because the result of experimental class in pre-test almost (100% ) students' score was higher than control class. Then, this fault was about the chosen experimental class which was excellent class from others. So, to be avoid refraction and to be more objective in this study, the researcher seriously had to change the other class that was usual level. Actually, the researcher had not known before that the class was given by the teacher was excellent. But all of this

could be overcome well. Even, the score of pre test showed that control class higher than experimental class.

The other case, the researcher gave pre-test in two times in order to get the same ability. Even less the questions were easy to answer. But in finally the researcher got the experimental's data in pre-test that t-test was lower than t-table ( $-5.615 < 2.890$ ). It meant this research might be continuous because there was no significant. Then, the background knowledge of experimental class which was less has to improve through the technique that would be experimented whether to be success or not. From the pre-test, treatment, and post-test that have been conducted, the researcher got the data that using snowball mapping technique was effective to enrich students' vocabulary. The researcher gained the mean score of the experimental class was 54.475 the pre-test and 73.025 in the post-test. The data indicated that the treatment gave increase in the experimental class. The value of the t-test was greater than t-table ( $26.056 > 2.890$ ). Based on the t-test result, the researcher found that there was a significant difference between the result of the pre-test and the post-test which showed a gratified outgrowth during this research.

After all the treatments, the researcher found that the heterogen data was gotten in this research because of their different levels about students' vocabulary before conducting the treatment. Thus, the students who had been familiar with words got better result than who had not been familiar with it. This phenomenon indicated the students who got high result in pre-test were obtained that almost the respondents all of them got increase. As conclusion, the use of snowball mapping

technique for enriching the student's vocabulary was surely beneficial. It was supported by the result of this research which showed the students' scores were much higher after the treatment using *snowball mapping technique*. The applying of this technique could help the students have fun and were not bored to study english. In other that, they were to be easy to add their vocabulary.



## CHAPTER V

### CONCLUSION AND SUGGESTION

#### A. Conclusion

Based on the result of the data analysis, research findings, and discussions in the previous chapter, the researcher concludes that:

1. Teaching vocabulary by applying snowball mapping technique enables to enrich the students' vocabulary. Thus, it can be concluded that the research problem was solved because the technique which was used by the researcher was effective. It was seen that the mean score in pre-test and post-test for experimental class was 54.475 to 73.025, an increase of about 34%. Meanwhile, for control class, the mean score in pre-test and post test was 65.425 to 69.925, an increase of about 6.8%. The result of percentage both of classes (34% and 6.8%) showed that the experimental class was higher than control class.
2. The result of t-test statistical analysis was there significant difference between experimental class that treated by using snowball mapping technique with control class that treated by conventional technique. It was proved by the t-test for both classes in post-test was 26.056 compared to the t-table with 2.890 for level significance ( $\alpha$ ) 0.05 with degree of freedom (df) = 78. Because of t-test was higher than t-table, it means that  $H_0$  was rejected and  $H_1$  was accepted (26.056 > 2,890). Hence, the application of snowball mapping technique

increased the students' vocabulary at second grade of MTsN Model of Makassar.

### **B. Suggestion**

In relation to the conclusion above, the researcher would like to offer some suggestions as follows:

1. Students are recommended to apply *snowball mapping technique* not only in the school but also outside the school by using group form so that their vocabulary can increase.
2. The suggestion is proposed for the next study in the similar field as the present research that in the treatment process, the students have some difficulties in maintaining the time. The teacher should pay attention more by giving clear instruction before students make mind mapping.
3. The snowball mapping used in this research effectively improve the student's vocabulary mastery. It is important for the next researcher to know whether this technique appropriate applied in other skill.
4. The last, this research was conducted in second grade of MTsN Model of Makassar. Hence, further research should prove whether snowball mapping technique is also effective for student in different grade or school.

## BIBLIOGRAPHY

- Allen, Virginia French. 1983. *Technique in Teaching Vocabulary*. Oxford University Press.
- Arikunto, Suharsimi. *Prosedur Penelitian, Suatu Pendekatan Praktik*. Jakarta: Rineka Cipta, 2010.
- Arsyad, Azhar. *Dasar-Dasar Penguasaan Bahasa Inggris*. Yogyakarta: Pustaka Pelajar, 1997.
- Brown H, Douglas. *Teaching by Principle an Interactive Approach to Language Pedagogic*. Englewood Cliffs: Prentice Hall Regents, 1994.
- Buzan, Tony. *Using Mind Maps*. <http://www.usingmindmaps.com/what-is-a-mind-map.html>. (Accessed on February 4<sup>th</sup>, 2016).
- Cambridge. *Cambridge Advanced Learner's Dictionary (third edition)*. Cambridge: Cambridge University Press, 2008.
- Ellsworth, B., & Higgins, J. A. *English Grammar Simplified*. United Kingdom: Harper Collins College, 2000.
- Gay, L.R. *Educational Research: Competencies for Analysis & Applications (Eight Editions)*. Columbus, Ohio: Pearson Merrill Prentice Hall, 2006.
- Gay, L. R. *Education Research*, Florida International University, 1981.
- Graves, M. F. *Essential Reading on Vocabulary Instruction*. USA: International Reading Association, 2009.
- Good. *The Dictionary of Education*. New York: Grawhill Book Company, 1973.
- Harmer, Jeremy. 1991. *The patience English Language*. Teaching New York: Longman.
- Harris, Monica dkk. *The Word Mapping Strategy*. Presentation.2009.
- Heriyawati, Dwi Fita. *The Teaching of English Language Skills and English Language Components*. Malang: State University of Malang Press, 2010.
- Hornby, A.S. *Oxford Advanced Learner's Dictionary of Current English*. London: Oxford University Press, 1986.

- Leech, N.G. *AGlossary of English Grammar*. Columbia University.press, 2006.
- Morable, L. *Using Active Learning Techniques*. Texas: Richland College, 2010.
- Newton, J.(2001). *Options for Vocabulary Learning through Communication Task*, *ELT Journal*, 55 (1), 30-37. <http://eltj.oxfordjournals.org/content/55/1/30.abstract>. (Accessed on August 4, 2016).
- Nurjannah, Layla. 2014. *The Use of Snowball Throwing Method to Increase Students' Speaking Skill*. Thesis. English Department of Education Faculty State Institute for Islamic Studies (STAIN) Salatiga. <http://eprints.iainsalatiga.ac.id/1210/1/upload.pdf>. (Accessed on August 4, 2016).
- Oxford. *Oxford Learner's Pocket Dictionary (fourth edition)*. Oxford: Oxford University Press, 2008.
- Priyasudiarja, Yusup dan Y.Sri Purwaningsih. *70 English Games Fun & Learning*. Yogyakarta: Andi, 2014.
- Rozakis, L.P. *Grammar and Style*. USA: Member of Penguin Group, 2003.
- Roslinah, 2010. *Increasing the Second Grade Student's Vocabulary Achievement through STAD (Student Team Achievement Divisions) Method at SMPN 4 Sinjai*. Thesis FTK, UIN Alauddin Makassar.
- Seaton, A., & Mew. H. Y. *Basic English Grammar Book 1*. United State: Saddleback Educational, 2007.
- Sudjana, N. *Penilaian Hasil Proses Belajar Mengajar*. PT Remaja Rosda Karya, 2008.
- Sugiyono. *Metode Penelitian Kombinasi (Mixed Methods)*. Bandung: Alfabeta, 2014.
- Sukardi. *Metodologi Penelitian Pendidikan*. Yogyakarta: Bumi Aksara, 2003.
- Sukirman. *The Ability of the fifth Semester Students of English Language and Literature Department at Alauddin Islamic State University Makassar in Analyzing Sentence in Reading Text Using Cooperative Learning*. Thesis of PBI UIN Alauddin Makassar. 2010.
- Suprijono, Agus. *Cooperative Learning Teori dan Aplikasi PAIKEM*. Surabaya: Pustaka Pelajar, 2009.



- Universitas Islam Negeri Alauddin Makassar. *Pedoman Penulisan Karya Tulis Ilmiah*. Makassar, 2014.
- Wallace, Michael J. *Teaching Vocabulary*. New York. Oxford University Press, 1983.
- Wirawan, Rahmat. *Increasing Vocabulary Mastery of the Seventh Grade Students through Snowball Throwing at SMPN 1 Ampibabo*. E-Journal of English Language Teaching Society (ELTS). Vol. 1 No. 2. 2013. <http://download.portalgaruda.org/article.php?article=147304&val=719&title=increasing%20vocabulary%20mastery%20of%20the%20seventh%20grade%20students%20through%20snowball%20throwing>. (Accessed on August 4, 2016).
- Wisnawa, Gede. *Improving Vocabulary Mastery through Mind Mapping of the Seventh Grade Students of SMP Silachandra in Academic Year 2012/2013*. Thesis. English Department Faculty of Teacher Training and Education Mahasaraswati Denpasar University. 2013. <http://unmas-library.ac.id/wp-content/uploads/2014/08/skripsi.pdf>. (Accessed on August 4, 2016).
- Zaini, Hisyam dkk. *Strategi Pembelajaran Aktif*. Yogyakarta: Pustaka Insan Madani, 2008.
- Zarei, Abbas Ali & Maryam Sahami Gilani. (2013). *L2 Vocabulary Learning through Collaborative Techniques*. International Journal Of Language Learning And Applied Linguistics World (IJLLALW). Volume 4 (1), September 2013; 71-84. [http://www.ikiu.ac.ir/public\\_files/profiles/items/090ad\\_1377328328.pdf](http://www.ikiu.ac.ir/public_files/profiles/items/090ad_1377328328.pdf). (Accessed on August 4, 2016).

**A**

**P**

**P**

**E**

**N**

**D**

**I**

**X**

UNIVERSITAS ISLAM NEGERI  
**ALAUDDIN**  
M A K A S S A R

## APPENDIX A

**The Row Score of the Students' Pre-test and Post-test  
in Experimental Class**

No.	Respondents	Pre test		Post test	
		$X_1$	$X_1^2$	$X_2$	$X_2^2$
1	Muh. Syukri Sihaluddin	57	3249	80	6400
2	Muh. Yoghy Wana Putra AN	57	3249	70	4900
3	Muhammad Riefad Ichlasul N	50	2500	77	5929
4	Muhammad Adam Arya Perkasa	60	3600	77	5929
5	Muh. Ihsan Al Fajri B	63	3969	83	6889
6	Wahyu Dwi Ramadhan	53	2809	77	5929
7	Syaikhul Islam Fathona	47	2209	83	6889
8	A. Ain Ald Warista	63	3969	67	4489
9	Muhammad Fiqryl Haikal	37	1369	67	4489
10	Muh. Fajrul Islami	57	3249	87	7569
11	Andi Muhammad Naufal	63	3969	7	49
12	Muh. Fadhil Syafaat	63	3969	67	4489
13	Muh. Naoval Aulawi	63	3969	77	5929
14	Muh. Akbar Fajr Setiawan	67	4489	77	5929
15	Muh. Irsandy Dwi Zahrir	57	3249	67	4489
16	M. Rafly Anan	77	5929	70	4900
17	Muhammad Tegar Rafiadi	57	3249	70	4900
18	M. Indra Cahyadi	27	729	10	100
19	Muh. Khalfan Amario RM	40	1600	60	3600
20	Azhar Ramitang Rambe	63	3969	77	5929
21	Rifqah Rahmatul Awaliyah	63	3969	90	8100
22	Ainul Mardhiah Hasan	60	3600	80	6400
23	Anugrah Amaliah Bakkarang	43	1849	90	8100

24	Sitti Khadijah Aulia	50	2500	87	7569
25	Ade Irma Trisnawati	40	1600	77	5929
26	Nuzula Dzikrina	63	3969	80	6400
27	Eka Mustikawaty	60	3600	80	6400
28	Nurul Fadillah M	53	2809	77	5929



29	ST. Nataya Adawiyah N	53	2809	83	6889
30	Vinka Beby Salsabila	60	3600	77	5929
31	Nur Fatwa	43	1849	90	8100
32	Nur Nazhifah Ady Putri	43	1849	77	5929
33	Nur Alief Rizkiyah	37	1369	60	3600
34	Karnila Permata Indah	43	1849	67	4489
35	Aulia Nur Rezki	57	3249	83	6889
36	Chatimah Putri Hanaya	57	3249	73	5329
37	Khaerunnisa Sucipto	63	3969	73	5329
38	Andi Rezkianti	60	3600	77	5929
39	Khaerani Fitriah Hafid	60	3600	77	5929
40	Risky Auliah Nur Qalbi	50	2500	73	5329
$\Sigma$ (SUM)		<b>2179</b>	<b>122681</b>	<b>2921</b>	<b>224223</b>
$\bar{X}$ (AVERAGE)		<b>54.475</b>		<b>73.025</b>	

Where:

$\Sigma$  : Sum of each datum  
 $\bar{X}$  : Mean score

### APPENDIX B

#### The Row Score of the Students' Pre-test and Post-test in Controlled Class

NO.	Respondents	Pre test		Post test	
		$X_1$	$X_1^2$	$X_2$	$X_2^2$
1	Abdul Mughni Mukhtar	70	4900	60	3600
2	Ahmad Fuadi Fikri	57	3249	70	4900
3	Muhammad Rifqy Fauzan P	53	2809	63	3969
4	Muh Rusdaman	80	6400	50	2500
5	Andi Agung Wirawan ihsan	63	3969	67	4489
6	Andi Fathur Rahman Amin	73	5329	47	2209
7	Ahmad Thahir	53	2809	47	2209
8	Muhammad Wildan Fauzi N	57	3249	60	3600
9	Farhan Muhammad Rajib	63	3969	67	4489

10	Abdul Mubin Hayat	63	3969	60	3600
11	Muh. Wazni Mahfud Waris	70	4900	60	3600
12	Ariq Baihaqi Ramadhan	50	2500	60	3600
13	Muhammad Vrisa Al Qhifari S	67	4489	80	6400
14	Muh. Farid	73	5329	57	3249
15	Muh. Dirhan Samudra	0	0	0	0
16	Muhammad Barakatuh Sophian	77	5929	77	5929
17	Muh. Fadlillah Nur Rahman	53	2809	53	2809
18	Muh. Paturungi Parewansya Y	67	4489	67	4489
19	Muh. Akbar Fitriansyah	67	4489	67	4489
20	Andi Insan Magfirawan	60	3600	60	3600
21	Fadly Ananda Mudarsyah	63	3969	63	3969
22	Adha Anugrah Putri	80	6400	80	6400
23	Ummul Hisani	93	8649	93	8649
24	Athiyah Najibah	80	6400	80	6400
25	Putri Cantika Maharani	83	6889	83	6889
26	Aidila Fitri Chumairah	73	5329	83	6889
27	Nurul Adliyah Amirah	53	2809	73	5329
28	Alfani Muthi'ah Mustafaina	73	5329	73	5329
29	Aisyah Nilakandi	63	3969	83	6889
30	Ince Sitti Nurul Azizah M	63	3969	90	8100
31	Putri Zheilda Permatasari M	77	5929	87	7569
32	Mutiara Putri Ramadhany A	63	3969	73	5329
33	Uldiyanti Sya'diah Syahdan	67	4489	90	8100
34	Qonitah Nabila Majid	70	4900	87	7569
35	Magfirah Anugrah Ramadani	70	4900	83	6889
36	Nur Fadhilla Djufri	60	3600	83	6889
37	Riza Rosdyta	57	3249	77	5929
38	Fatimah Syahid	77	5929	80	6400
39	Nabila Ramadani	73	5329	77	5929
40	Annisa Pratiwi	63	3969	87	7569
$\Sigma$ (SUM)		<b>2617</b>	<b>179161</b>	<b>2797</b>	<b>206745</b>
$\bar{X}$ (AVERAGE)		<b>65.425</b>		<b>69.925</b>	

Where:

$\Sigma$  : Sum of each datum  
 $\bar{X}$  : Mean score

### APPENDIX C

#### T-test Value of Pre-Test in Experimental and Control Class

$$\frac{\bar{X}_1 - \bar{X}_2}{\sqrt{\left(\frac{SS_1 + SS_2}{n_1 + n_2 - 2}\right)\left(\frac{1}{n_1} + \frac{1}{n_2}\right)}}$$

$$t = \frac{54.475 - 65.425}{\sqrt{\left(\frac{(3979.975) + (7943.775)}{40 + 40 - 2}\right)\left(\frac{1}{40} + \frac{1}{40}\right)}}$$

$$t = \frac{-10.95}{\sqrt{\left(\frac{11923.75}{78}\right)\left(\frac{2}{80}\right)}}$$

$$t = \frac{-10.95}{\sqrt{(152.868)(0.025)}}$$

$$t = \frac{-10.95}{\sqrt{3.821}}$$

$$t = \frac{-10.95}{1.95}$$

$$t = -5.615$$

## APPENDIX D

### The Mean Score of Experimental Class and Controlled Class

#### A. Experimental Class

1. Pre-test

$$\bar{X}_1 = \frac{\Sigma X}{N}$$

$$\bar{X}_1 = \frac{2179}{40}$$

$$\bar{X}_1 = 54.475$$

2. Post-test

$$\bar{X}_1 = \frac{\Sigma X}{N}$$

$$\bar{X}_1 = \frac{2921}{40}$$

$$\bar{X}_1 = 73.025$$

#### B. Controlled Class

1. Pre-test

$$\bar{X}_2 = \frac{\Sigma X}{N}$$

$$\bar{X}_2 = \frac{2617}{40}$$

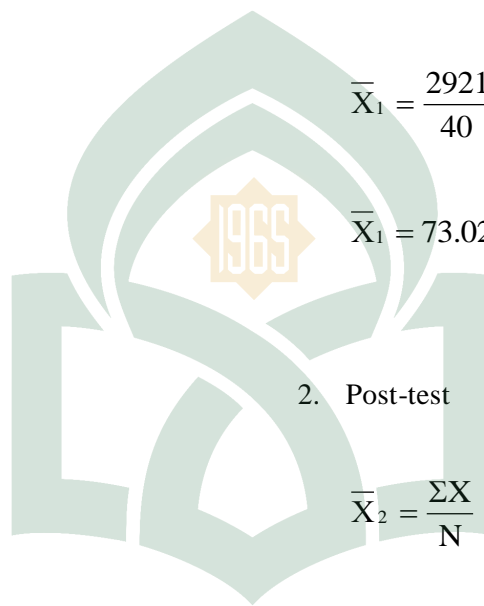
$$\bar{X}_2 = 65.425$$

2. Post-test

$$\bar{X}_2 = \frac{\Sigma X}{N}$$

$$\bar{X}_2 = \frac{2797}{40}$$

$$\bar{X}_2 = 69.925$$



UNIVERSITAS ISLAM  
ALAUDDIN  
M A K A S S A R



## APPENDIX E

### Standard Deviation of Experimental Class and Controlled Class

#### A. Experimental Class

##### 1. Pre-test

$$SD = \sqrt{\frac{SS_1}{n-1}}$$

$$\text{Where: } SS_1 = \sum X_1^2 - \frac{(\sum X)^2}{n}$$

$$SS_1 = 122681 - \frac{(2179)^2}{40}$$

$$SS_1 = 122681 - \frac{4748041}{40}$$

$$SS_1 = 122681 - 118701.025$$

$$SS_1 = 3979.975$$

$$SD = \sqrt{\frac{SS_1}{n-1}}$$

$$SD = \sqrt{\frac{3979.975}{40-1}}$$

$$SD = \sqrt{\frac{3979.975}{39}}$$

##### 2. Post-test

$$SD = \sqrt{\frac{SS_1}{n-1}}$$

$$\text{Where: } SS_1 = \sum X_1^2 - \frac{(\sum X)^2}{n}$$

$$SS_1 = 224223 - \frac{(2921)^2}{40}$$

$$SS_1 = 224223 - \frac{8532241}{40}$$

$$SS_1 = 224223 - 213306.025$$

$$SS_1 = 10916.975$$

$$SD = \sqrt{\frac{SS_1}{n-1}}$$

$$SD = \sqrt{\frac{10916.975}{40-1}}$$

$$SD = \sqrt{\frac{10916.975}{39}}$$

$$SD = \sqrt{102.050}$$

$$SD = 10.101$$

$$SD = \sqrt{279.922}$$

$$SD = 16.73$$

## B. Controlled Class

1. Pre-test

2. Post-test

$$SD = \sqrt{\frac{SS_2}{n-1}}$$

$$SD = \sqrt{\frac{SS_2}{n-1}}$$

$$\text{Where: } SS_2 = \sum X_1^2 - \frac{(\sum X)^2}{n}$$

$$\text{Where: } SS_2 = \sum X_1^2 - \frac{(\sum X)^2}{n}$$

$$SS_2 = 179161 - \frac{(2617)^2}{40}$$

$$SS_2 = 206745 - \frac{(2797)^2}{40}$$

$$SS_2 = 179161 - \frac{6848689}{40}$$

$$SS_2 = 206745 - \frac{7823209}{40}$$

$$SS_2 = 179161 - 171217.225$$

$$SS_2 = 206745 - 195580.225$$

$$SS_2 = 7943.775$$

$$SS_2 = 11164.775$$

$$SD = \sqrt{\frac{SS_2}{n-1}}$$

$$SD = \sqrt{\frac{SS_2}{n-1}}$$

$$SD = \sqrt{\frac{7943.775}{40-1}}$$

$$SD = \sqrt{\frac{11164.775}{40-1}}$$

$$SD = \sqrt{\frac{7943.775}{39}}$$

$$SD = \sqrt{\frac{11164.775}{39}}$$

$$SD = \sqrt{203.686}$$

$$SD = 14.271$$

$$SD = \sqrt{286.276}$$

$$SD = 16.919$$

## APPENDIX F

### The Significance Different

$$\bar{X}_1 = 73,025 \quad SS_1 = 10916.975$$

$$\bar{X}_2 = 69.925 \quad SS_2 = 11164.775$$

#### 1. t-Test

$$t = \frac{\bar{X}_1 - \bar{X}_2}{\sqrt{\left(\frac{SS_1 + SS_2}{n_1 + n_2 - 2}\right)\left(\frac{1}{n_1} + \frac{1}{n_2}\right)}}$$

$$t = \frac{73.025 - 69.925}{\sqrt{\left(\frac{10916.975 + 11164.775}{40 + 40 - 2}\right)\left(\frac{1}{40} + \frac{1}{40}\right)}}$$

$$t = \frac{3100}{\sqrt{\left(\frac{22081.75}{78}\right)\left(\frac{2}{40}\right)}}$$

$$t = \frac{3100}{\sqrt{(283.099)(0.05)}}$$

$$t = \frac{3100}{\sqrt{14154.95}}$$

$$t = \frac{3100}{118.974}$$

$$t_{\text{Hitung}} = 26.056$$

## 2. t-Table

For level of significance ( $\alpha$ ) = 0.05

Degree of freedom (df) =  $(N_1 + N_2) - 2 = (40 + 40) - 2 = 78$

t – Table = 2.890`

### APPENDIX G

#### Distribution of t –Table

df	Level of Significance for two-tailed test					
	0.5	0.2	0.1	0.05	0.02	0.01
	Level of Significance for one-tailed test					
	0.25	0.1	0	0.025	0.01	0.005
1	1.000	3.078	6.314	12.706	31.821	63.657
2	0.816	1.886	2.920	4.303	6.965	9.926
3	0.765	1.638	2.353	3.183	4.541	5.841
4	0.741	1.533	2.132	2.776	3.747	4.604
5	0.727	1.476	2.015	2.571	3.365	4.032
6	0.718	1.440	1.943	2.447	2.143	3.707
7	0.711	1.451	1.895	2.365	2.998	3.499
8	0.706	1.397	1.860	2.306	2.896	3.355
9	0.703	1.383	1.833	2.262	2.821	3.250
10	0.700	1.372	1.812	2.226	2.764	3.169
11	0.697	1.363	1.769	2.201	2.718	3.106
12	0.695	1.356	1.782	2.179	2.681	3.055
13	0.694	1.350	1.771	2.160	2.650	3.120
14	0.692	1.345	1.761	2.143	2.624	2.977

15	0.691	1.341	1.753	2.331	2.604	2.947
16	0.690	1.337	1.746	2.120	2.583	2.921
17	0.689	1.333	1.740	2.110	2.567	2.898
18	0.688	1.330	1.734	2.101	2.552	2.878
19	0.688	1.328	1.729	2.093	2.539	2.861
20	0.687	1.325	1.725	2.086	2.528	2.845
21	0.686	1.323	1.721	2.080	2.518	2.831
22	0.686	1.321	1.717	2.074	2.505	2.819
23	0.685	1.319	1.714	2.690	2.500	2.807
24	0.685	1.318	1.711	2.640	2.492	2.797
25	0.684	1.316	1.708	2.060	2.485	2.787
26	0.684	1.315	1.706	2.056	2.479	2.779
27	0.684	1.314	1.703	2.052	2.473	2.771
28	0.683	1.313	1.701	2.048	2.467	2.763
29	0.683	1.311	1.699	2.045	2.462	2.756
30	0.683	1.310	1.697	2.042	2.457	2.750
40	0.681	1.303	1.684	2.021	2.423	2.704
60	0.679	1.296	1.671	2.000	2.390	2.660
<b>120</b>	0.677	1.289	1.658	<b>2.890</b>	2.358	2.617
	0.674	1.282	1.645	1.960	2.326	2.576

**APPENDIX H****LESSON PLAN 1****1<sup>st</sup> Meeting**

Subject	: Vocabulary
Level	: Junior High School (2 <sup>nd</sup> year students)
Topic	: Noun and Adjective
Time Allocation	: 2 x 45 minutes (90 minutes)
Method/Technique	: Snowball Mapping Technique

**A. STANDARD COMPETENCE**

1. Understanding new English vocabulary based on the topic given accurately in daily life context.

**B. BASIC COMPETENCE**

1. Responding the meaning of new English vocabulary accurately, fluently, and acceptably in daily life context.
2. Developing the vocabulary that was related to the new vocabulary or the key word.

**C. PROCEDURE**

1. The teacher will write the name of students in a piece of paper.
2. One student will get one name on the paper and they are asked to roll the paper become a ball.
3. The teacher will point one of the students as the first player.
4. The first player will throw his/her paper to one of the students in the class.

5. Then, the student who got the ball will mention the name of her/his friend which is written on the paper or ball.
6. The student who is mentioned will stand up.
7. After that, she/he will mention one word or more about characteristics or something unique to the student who is standing.

**Note:** each words that are mentioned about student self are adjective.

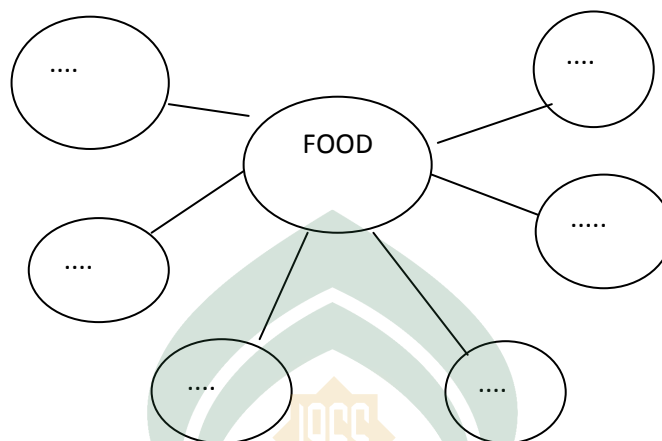
8. Then she/he will throw the ball to the student who is standing.
9. The student who is standing will mention the name based on the ball.
10. The name that is mentoned will stand up as the student before do it like in the number of 6-7. It will be continue and finish until all of students get the throwing ball.

#### **PROCEDURE:**

1. The researcher started the activitties by introducing of self and checking the attendance list.
2. The researcher explained about the technique of snowball mapping that used for sixth meetings in english vocabulary learning.
3. The teacher would divide the students to be several groups.
4. Each group would choose one of the students as a leader of group.
5. The leader was given some explanations by teacher related what should be done. Then, the leader talked back to his/her other friends.
6. The teacher gave a map sheet to each group which in the paper there was a word with color picture. The word was a keyword that should be developed for every member of group.

7. Each member of group has turn to write whatever of words related to the keyword or theme. All of groups got the same theme.

**Example:**



8. The paper was rolled like a ball and then it thrown to other group. After groups exchanged their own paper each other. they had to repeat to write one word for one little paper and made it like ball.
9. Next. one by one of the paper would be thrown to others. Whoever got it. he or she should mention the word and the meaning of the word.
10. If the word has answered by the member of group. so time was of this group to throw ball to others that was not yet.
11. The unanswered meaning of word would thrown to other members until anybody answered it.

**D. SOURCE**

1. Zaida. Nur. *Bupena Bahasa Inggris untuk SMP/MTs Kelas VIII*. Erlangga.
2. Arsyad. Azhar. *Dasar-Dasar Penguasaan Bahasa Inggris*. Yogyakarta: Pustaka Pelajar. 1997.



## LESSON PLAN 2

### 2<sup>nd</sup> Meeting

Subject	: Vocabulary
Level	: Junior High School (2 <sup>nd</sup> year students)
Topic	: Noun and Adjective
Time Allocation	: 2 x 45 minutes (90 minutes)
Method/Technique	: Snowball Mapping Technique

#### A. STANDARD COMPETENCE

1. Understanding new English vocabulary based on the topic given accurately in daily life context.

#### B. BASIC COMPETENCE

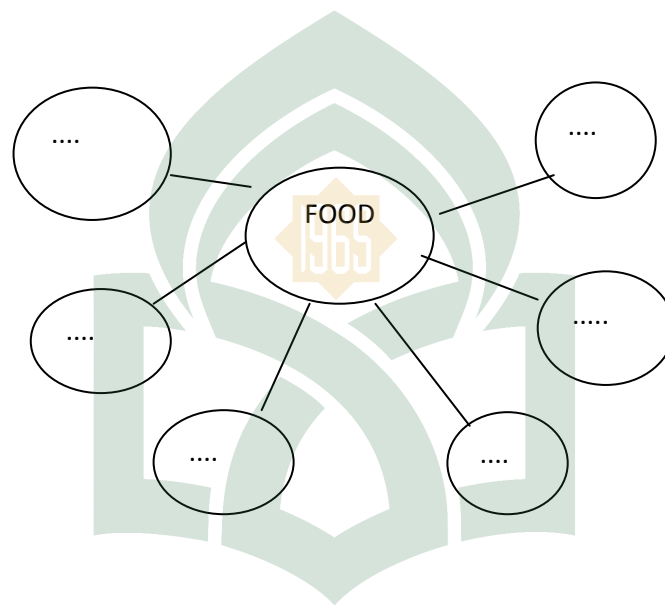
1. Responding the meaning of new English vocabulary accurately, fluently, and acceptably in daily life context.
2. Developing the vocabulary that was related to the new vocabulary or the key word.

#### C. PROCEDURE

1. The researcher started the activities by introducing of self and checking the attendance list.
2. The researcher explained about the technique of snowball mapping that used for sixth meetings in english vocabulary learning.
3. The teacher would divide the students to be several groups.
4. Each group would choose one of the students as a leader of group.
5. The leader was given some explanations by teacher related what should be done. Then, the leader talked back to his/her other friends.

6. The teacher gave a map sheet to each group which in the paper there was a word with color picture. The word was a keyword that should be developed for every member of group.
7. Each member of group has turn to write whatever of words related to the keyword or theme. All of groups got the same theme.

**Example:**



8. The paper was rolled like a ball and then it thrown to other group. After groups exchanged their own paper each other. they had to repeat to write one word for one little paper and made it like ball.
9. Next. one by one of the paper would be thrown to others. Whoever got it. he or she should mention the word and the meaning of the word.
10. If the word has answered by the member of group. so time was of this group to throw ball to others that was not yet.
11. The unanswered meaning of word would thrown to other members until anybody answered it.

**D. SOURCE**

1. Zaida. Nur. *Bupena Bahasa Inggris untuk SMP/MTs Kelas VIII*. Erlangga.
2. Arsyad. Azhar. *Dasar-Dasar Penguasaan Bahasa Inggris*. Yogyakarta: Pustaka Pelajar. 1997.

### LESSON PLAN 3

#### 3<sup>rd</sup> Meeting

Subject	: Vocabulary
Level	: Junior High School (2 <sup>nd</sup> year students)
Topic	: Noun and Adjective
Time Allocation	: 2 x 45 minutes (90 minutes)
Method/Technique	: Snowball Mapping Technique

#### A. STANDARD COMPETENCE

1. Understanding new English vocabulary based on the topic given accurately in daily life context.

#### B. BASIC COMPETENCE

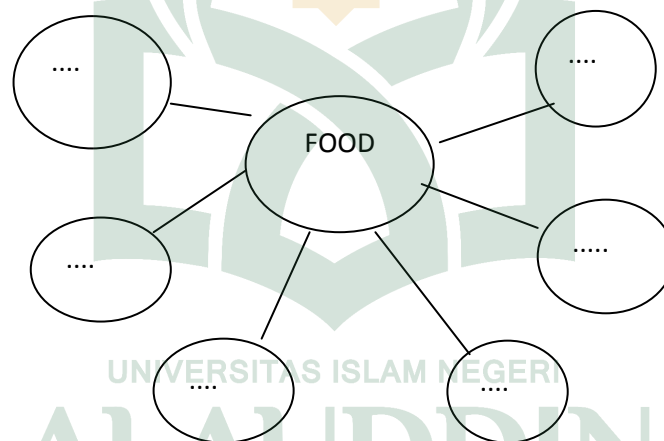
1. Responding the meaning of new English vocabulary accurately. fluently. and acceptably in daily life context.
2. Developing the vocabulary that was related to the new vocabulary or the key word.

#### C. PROCEDURE

1. The researcher started the activities by introducing of self and checking the attendance list.
2. The researcher explained about the technique of snowball mapping that used for sixth meetings in english vocabulary learning.

3. The teacher would divide the students to be several groups.
4. Each group would choose one of the students as a leader of group.
5. The leader was given some explanations by teacher related what should be done. Then. the leader talked back to his/her other friends.
6. The teacher gave a map sheet to each group which in the paper there was a word with color picture. The word was a keyword that should be developed for every member of group.
7. Each member of group has turn to write whatever of words related to the keyword or theme. All of groups got the same theme.

**Example:**



8. The paper was rolled like a ball and then it thrown to other group. After groups exchanged their own paper each other. they had to repeat to write one word for one little paper and made it like ball.
9. Next. one by one of the paper would be thrown to others. Whoever got it. he or she should mention the word and the meaning of the word.
10. If the word has answered by the member of group. so time was of this group to throw ball to others that was not yet.
11. The unanswered meaning of word would thrown to other members until anybody answered it.

#### D. SOURCE

1. Zaida. Nur. *Bupena Bahasa Inggris untuk SMP/MTs Kelas VIII*. Erlangga.
2. Arsyad. Azhar. *Dasar-Dasar Penguasaan Bahasa Inggris*. Yogyakarta: Pustaka Pelajar. 1997.

#### LESSON PLAN 4

##### 4<sup>th</sup> Meeting

Subject	: Vocabulary
Level	: Junior High School (2 <sup>nd</sup> year students)
Topic	: Noun and Adjective
Time Allocation	: 2 x 45 minutes (90 minutes)
Method/Technique	: Snowball Mapping Technique

#### A. STANDARD COMPETENCE

1. Understanding new English vocabulary based on the topic given accurately in daily life context.

#### B. BASIC COMPETENCE

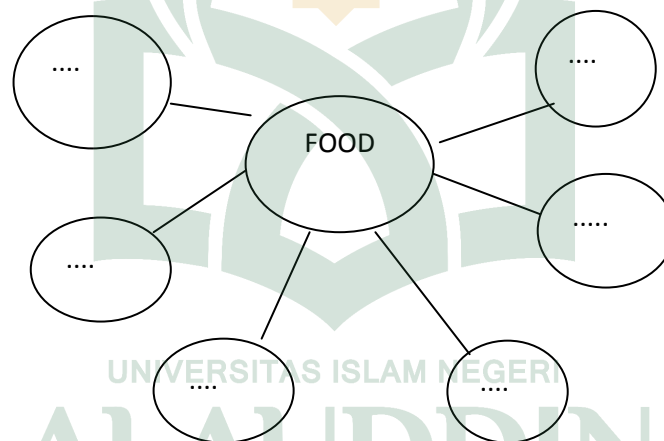
1. Responding the meaning of new English vocabulary accurately, fluently, and acceptably in daily life context.
2. Developing the vocabulary that was related to the new vocabulary or the key word.

#### C. PROCEDURE

12. The researcher started the activities by introducing of self and checking the attendance list.
13. The researcher explained about the technique of snowball mapping that used for sixth meetings in english vocabulary learning.

14. The teacher would divide the students to be several groups.
15. Each group would choose one of the students as a leader of group.
16. The leader was given some explanations by teacher related what should be done.  
Then. the leader talked back to his/her other friends.
17. The teacher gave a map sheet to each group which in the paper there was a word with color picture. The word was a keyword that should be developed for every member of group.
18. Each member of group has turn to write whatever of words related to the keyword or theme. All of groups got the same theme.

**Example:**



19. The paper was rolled like a ball and then it thrown to other group. After groups exchanged their own paper each other. they had to repeat to write one word for one little paper and made it like ball.
20. Next. one by one of the paper would be thrown to others. Whoever got it. he or she should mention the word and the meaning of the word.
21. If the word has answered by the member of group. so time was of this group to throw ball to others that was not yet.

22. The unanswered meaning of word would thrown to other members until anybody answered it.

#### D. SOURCE

1. Zaida. Nur. *Bupena Bahasa Inggris untuk SMP/MTs Kelas VIII*. Erlangga.
2. Arsyad. Azhar. *Dasar-Dasar Penguasaan Bahasa Inggris*. Yogyakarta: Pustaka Pelajar. 1997.

### APPENDIX I

#### Research Instrument

Name :  
 Class / Sex :  
 Students' Number :

#### Pre-test

#### I. Choose the correct answer meaning of the underlined words.

1. My mother is collecting firewood from the forest nearby.
  - a. api / dekat
  - b. kayu bakar / jauh
  - c. bambu / dekat
  - d. kayu bakar /dekat
2. The bus successfully avoided collision.
  - a. truk
  - b. macet
  - c. tabrakan
  - d. kecelakaan
3. He was walking home to take a bath and get some rest before dusk.
  - a. malam
  - b. pagi
  - c. petang
  - d. siang
4. She is suspicious of newcomers.
  - a. heran
  - b. curiga
  - c. takjub
  - d. bahagia

5. when he walked to his yard. he felt like in the woods.
- halaman / kayu
  - taman / pekarangan
  - halaman / hutan
  - teras / hutan
6. Don't forget to bring mops. dusters. buckets.
- kain lap. sikat. baskom
  - kain lap. pengepel. ember
  - pengepel. kain lap. baskom
  - pengepel. kain lap. ember
7. The waves are big and the wind is blowing hard.
- ombak / topan
  - topan / angin
  - gelombang / angin
  - badai / ombak
8. Because the swimming pool area is under construction. the visitors have to put their belongings into the lockers.
- bawaan / lemari
  - dagangan / loket
  - barang / lemari
  - barang / loket
9. He stuck his head in the doorway.
- pintu depan
  - jendela pintu
  - pintu jendela
  - pintu keluar masuk
10. Passengers must prepare their tickets for inspection.
- keamanan
  - kelancaran
  - pemeriksaan
  - perbaikan
11. A newspaper give a reliable source of information.
- cocok
  - secara aktual
  - dapat dipercaya
  - mudah diterima

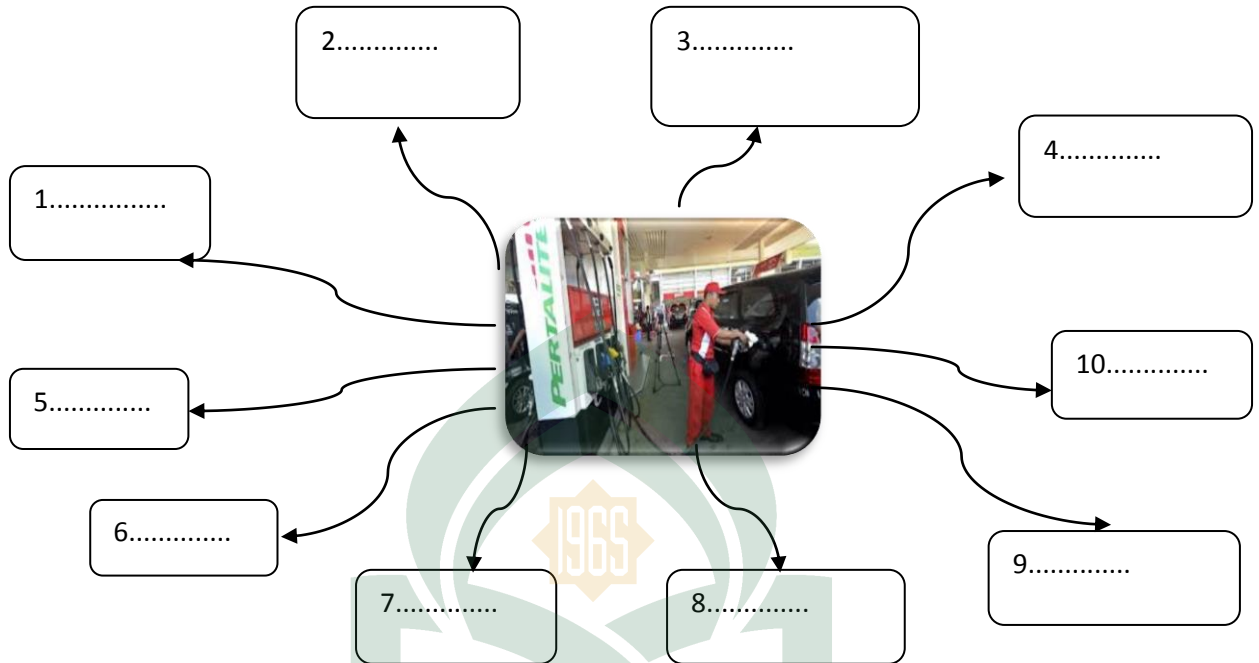


12. She couldn't cope with her senile husband.  
 a. dermawan  
 b. baik  
 c. jahat  
 d. pikun
13. In the United States a part of the barn is often used for stables.  
 a. gudang  
 b. kandang  
 c. lahan  
 d. kebun
14. Pulling carts is a hard work.  
 a. bambu  
 b. becak  
 c. gerobak  
 d. tali
15. My neighbour is so charming and greedy.  
 a. elok / boros  
 b. menyenangkan / jahat  
 c. menarik / elok  
 d. elok / rakus

**II. Match the word in column A with the word in column B that means the opposite. Put the letter of the opposite word in the column answer.**

No.	Column A	Answer	Column B
1.	Heavy	...	a. Pale
2.	Grand	...	b. Energetic
3.	Flushed	...	c. Humble
4.	Uninterested	...	d. Light
5.	Exhausted	...	e. Curious

**III. Fill the blank map based on the picture below with connected words.**



**Research Instrument**

Name :  
 Class / Sex :  
 Students' Number :

**Post-test**

**IV. Read the text and choose the correct answer meaning of the underlined word of the text below.**

*The following text is for questions 1 to 4.*

**The Donkey and the Horse**

A man had a donkey and a horse. One day, the man had a 1) journey to the city. He took the two animals with him, but he loaded his entire 2) luggage only on the donkey. On the way, the donkey said to the horse. "It is heavy for me; I don't think I'll be able to carry it all; take at least a part of my 3) load."

The horse paid no attention to him. The donkey fell down from being very tired, and died. The master then transferred the donkey's load on the horse. The horse began to complain:

“Oh. how poor I am. very **4) unfortunate**. I did not want to help him even a little. and now I have to carry everything.”

1. a. jalan-jalan  
b. mendapat liburan  
c. melakukan tamasya  
d. melakukan perjalanan
2. a. mesin  
b. mobil  
c. koper  
d. bagasi
3. a. muatan  
b. beban  
c. penumpang  
d. bingkisan
4. a. menyenangkan  
b. sungguh tidak enak  
c. sial  
d. sungguh beruntung
5. I want to blend in like a chameleon.  
a. kadal  
b. buaya  
c. bunglon  
d. naga
6. That is my reason why did we call Wahyu is a generous people.  
a. ramah  
b. sombong  
c. suka memberi  
d. menyenangkan
7. Aulia is a little quiet perhaps. but she seems reliable and very sure of herself.  
a. murah hati  
b. susah dipercaya  
c. dapat diterima  
d. dapat dipercaya
8. The mouse was not greedy. it just quaking with fear.  
a. jahat  
b. rakus  
c. licik  
d. boros



UNIVERSITAS ISLAM NEGERI  
**ALAUDDIN**  
M A K A S S A R

9. The city of Masdar in Abu Dhabi uses driverless electric vehicles that can communicate with one another.

- a. kerete listrik
- b. kendaraan
- c. mobil
- d. kereta

10. Rifki has the magic porridge pot in the form of Tesco.

- a. pot bunga
- b. panci
- c. keranjang
- d. ember

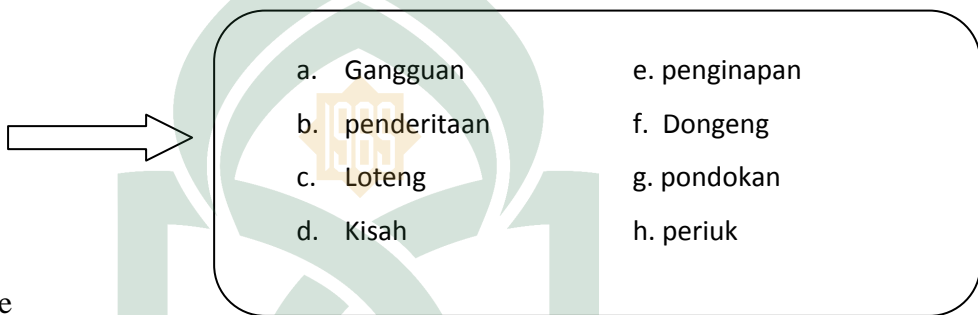
11. Attic

12. inn

13. fable

14. suffering

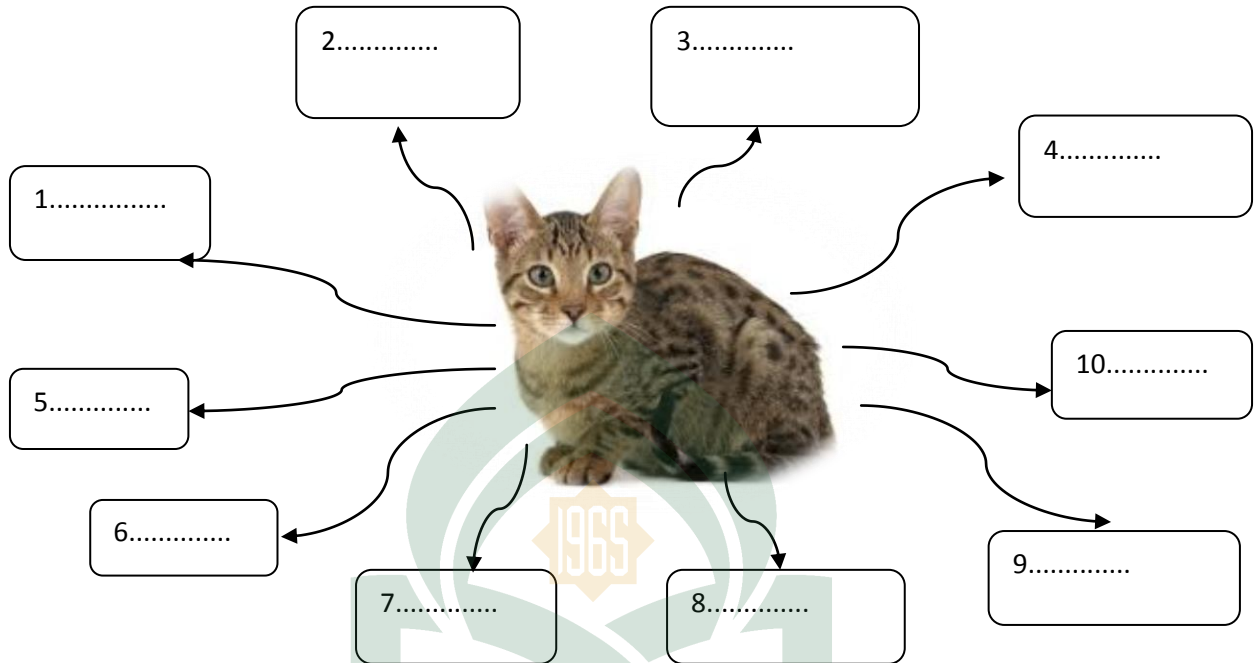
15. annoyance

- 
- a. Gangguan
  - b. penderitaan
  - c. Loteng
  - d. Kisah
  - e. penginapan
  - f. Dongeng
  - g. pondokan
  - h. periuk

**V. Match the word in column A with the word in column B that means the opposite. Put the letter of the opposite word in the column answer.**

No.	Column A	Answer	Column B
1.	Funny	...	f. Serious
2.	Earnest	...	g. Weak
3.	Barbarous	...	h. Cruel
4.	Unfortunate	...	i. Luckless
5.	Exhausted	...	j. Humorous

**VI. Fill the blank map based on the picture below with connected words.**



**GOOD LUCK 😊**

**APPENDIX J**  
**DOCUMENTATION**





## CURRICULUM VITAE



The writer, Nurhidayanti, was born on April 1<sup>th</sup> 1994 in Paitana, Kab. Jeneponto South Sulawesi. She has two young brothers and two young sisters. Her brothers are Nurhidayat and Nur Alam. Her sisters are Nurhayati and Dian Nitami.

She is the first child from parents Ramli and Muada. She began her first education in SD Negeri Inpres 156 Bonto Parang, Jeneponto, South Sulawesi 2006. She continued her study in SMPN 1 Turatea and graduated in 2009. Then she continued her study in SMAN 1 Kelara and graduated in 2012.

In following years, she continued her study at Alauddin State Islamic University 2012-2016. She was majoring in English Education Department in Tarbiyah and Teaching Science Faculty. Her motto is *fall seven times, stand up eight*. Her fight to establish and to continue the Islamic civilization will always go on and on.