


**DEVELOPING GREETING AND SELF INTRODUCING MATERIALS  
DEALING WITH 2013 CURRICULUM OF THE SEVENTH GRADE IN  
MTsN BALANG-BALANG**



**A Thesis**  
**Submitted in Partial Fulfillment of the Requirements for the Degree of**  
**Sarjana Pendidikan in English Education Department of**  
**Tarbiyah and Teaching Science Faculty of**  
**UIN Alauddin Makassar**

**By:**  
**HIKMAWATI**  
**Reg. Number: 20400112021**

**ENGLISH EDUCATION DEPARTMENT**  
**TARBIYAH AND TEACHING SCIENCE FACULTY**  
**ALAUDDIN STATE ISLAMIC UNIVERSITY**  
**MAKASSAR**  
**2016**

## PERNYATAAN KEASLIAN SKRIPSI

Mahasiswi yang bertanda tangan dibawah ini:

Nama : Hikmawati  
NIM : 20400112021  
Tempat/Tgl. Lahir : Pangkajene/28 januari 1994  
Jur/Prodi/Konsentrasi : Pendidikan Bahasa Inggris  
Fakultas/Program : Tarbiyah dan Keguruan  
Alamat : Jl. Mustafa Dg. Bunga, Perumahan Villa Mandiri  
Blok B.3 No.2 Kel. Romang Polong, Kec. Somba  
Opu, Kab. Gowa, Sulawesi Selatan  
Judul : *“Developing Greeting and Self Introducing Materials  
dealing with 2013 Curriculum of the Seventh Grade at  
MTsN Balang-Balang”*.

Menyatakan dengan sesungguhnya dan penuh kesadaran bahwa skripsi ini adalah benar hasil karya sendiri. Jika kemudian hari terbukti bahwa ini merupakan duplikat, tiruan, plagiat, atau dibuat oleh orang lain, sebagian atau seluruhnya, maka skripsi dan gelar yang diperoleh karenanya batal demi hukum.

Makassar, Mei 2016

Penyusun ,

Hikmawati

NIM: 20400112021

## PERSETUJUAN PEMBIMBING

Pembimbing penulisan skripsi saudara **Hikmawati**, NIM: 20400112021 mahasiswi Jurusan Pendidikan Bahasa Inggris pada Fakultas Tarbiyah dan Keguruan UIN Alauddin Makassar, setelah meneliti dan mengoreksi secara seksama skripsi yang bersangkutan dengan judul “ *Developing Greeting and Self Introducing Materials dealing with 2013 Curriculum of the Seventh Grade at MTsN Balang-balang* ” memandang bahwa skripsi tersebut telah memenuhi syarat-syarat ilmiah dan dapat disetujui ke sidang munaqasah.

Makassar, Mei 2016

Pembimbing I

Pembimbing II

Dr. Hj. Djuwairiah Ahmad, M.Pd., M. TESOL  
NIP. 19700619 199403 2 001

Dr. Hj. Mardiana, M.Hum  
NIP. 19690815 199403 2 001

## ACKNOWLEDGEMENT



Alhamdulillah Rabbil Alamin, the researcher would like to express his deepest gratitude to the almighty Allah SWT., the only provider, the most merciful who gives His guidance, inspiration and good healthy for all time to conduct the writing of this thesis. Also shalawat and salam are always delivered to our great Prophet Muhammad SAW., who has brought us from the darkness to the lightness.

During the writing of the thesis, the researcher received much assistance from a number of people, for their valuable guidance, correction, suggestion, advice and golden support. Without them, the writing of this thesis would never been possibly completed. Therefore, the researcher would like to express the greatest thanks and appreciation for those people, especially to:

1. Prof. Dr. Musafir Pababbari, M.Si. The Rector of State Islamic University Alauddin Makassar.
2. Dr. H. Muhammad Amri, Lc., M.Ag. The Dean and all of the staffs of Tarbiyah and Teaching Science Faculty of Alauddin State Islamic University of Makassar.
3. Dr. Kamsinah, M.Pd.I. The Head of English Education Department, Tarbiyah and Teaching Science Faculty of Alauddin State Islamic University of Makassar and all of the staffs of her.

4. The researcher's consultants, Dr. Hj. Djuwairiyah Ahmad, M.Pd., M.TESOL., and Dr. Hj. Mardiana, M.Hum., who have helped, guided, and supported the researcher during the writing of her thesis.
5. H. Jemma, S.Pd, M.Pd as my expert Judgement who have guided the researcher during the writing of her thesis.
6. Sukirman, as my best brother ever who always motivates me to be the success one. Also, supports me to finish this thesis as soon as possible.
7. All of the lecturers of Tarbiyah and Teaching Science Faculty of Alauddin State Islamic University of Makassar for their guidance during her study.
8. The researcher's family. Especially her lovely father Jamaluddin, her beautiful mother Siti Saima.
9. Her sister Kurniah, her elder brother Rijal and her younger brother Jusril, who always pray, encourage, educate and provide countless material supports, so that, she could finish writing and her study in UIN Alauddin Makassar.
10. Beloved boy, Andi Muhammad Qadri who always supports the researcher during the writing of this thesis.
11. The Gondrong, project team in this research; Ridwan Limpo, Nurul Suciana Adam, Indriyani, Umie Kalsum Salpidata, Alfira Veronica Mangana, and Eka Fitriani for their sincere friendship and assistance during the writing.
12. Beloved team, who always inspires each others; Ridwan Limpo, Nurul Suciana Adam, Arif Budiarto, Indriyani, and Raidah Mahirah.
13. The researcher's classmates in English Education Department, PBI 1 and 2 in Academic Year 2012 that thought me about togetherness and solidarity. And

especially to Siti NurAisyah Muflihah who has given a free lodging until the completion of this thesis.

14. I-Khalifah Course Family, who inspired and motivated her when she gave up.

15. All of the people around the researcher's life who could not mention one by one by the researcher that have given a big inspiration, motivation, and spirit.


The researcher realizes that, the writing of writing is far from perfect. Remaining errors are the writer's own; therefore, constructive criticisms and suggestions will be highly appreciated. May all our/the efforts are blessed by Allah SWT. Amin.



## TABLE OF CONTENTS

	Pages
COVER PAGE .....	i
PERNYATAAN KEASLIAN SKRIPSI .....	ii
PERSETUJUAN PEMBIMBING .....	iii
ACKNOWLEDGEMENT .....	iv
TABLE OF CONTENTS .....	vii
LIST OF TABLES .....	ix
ABSTRACT .....	x
CHAPTER I INTRODUCTION .....	1
A. Background .....	1
B. Research Focus .....	4
C. Research Objective .....	4
D. Research Significance .....	5
E. Research Scope .....	6
F. Key Term .....	6
CHAPTER II REVIEW OF RELATED LITERATURES .....	7
A. Some Previews Research Findings .....	7
B. Concept of Material Development .....	10
C. Theoretical Framework .....	17
CHAPTER III RESEARCH METHOD .....	20
A. Research and Development Model .....	20
B. Research and Development Procedures .....	33
C. Subject of Research .....	35
D. Try out of the Product .....	36
CHAPTER IV FINDINGS AND DISCUSSION .....	39
A. Findings .....	39
1. The Result of Analysis .....	39
2. The Result of Product Design .....	43
3. The Result of Development .....	45

4. The Result of Implementation.....	47
5. The Result of Evaluation.....	50
B. Discussion .....	51
<b>CHAPTER V CONCLUSIONS AND SUGGESTIONS .....</b>	<b>54</b>
A. Conclusions .....	54
B. Suggestions .....	55
<b>BIBLIOGRAPHY .....</b>	<b>56</b>
<b>APPENDICES .....</b>	<b>57</b>
<b>CURRICULUM VITAE.....</b>	





## LIST OF TABLES AND FIGURES

	Page
<b>LIST OF FIGURES</b>	
<b>Figure 1</b> Theoretical Framework.....	19
<b>LIST OF TABLES</b>	
<b>Table 1</b> Systematic organization of material Aspect.....	40
<b>Table 2</b> Systematic English teaching which was appropriate with the learning Materials .....	42
<b>Table 3</b> Systematic content of English materials.....	42



## LIST OF APPENDICES

	<b>Page</b>
<b>APPENDIX A.</b> Questionnaire (Need analysis).....	
<b>APPENDIX B.</b> Rubric for expert and teacher .....	
<b>APPENDIX C.</b> Teaching material design (blue print).....	
<b>APPENDIX D.</b> Teaching material (Product).....	
<b>APPENDIX E.</b> Teaching observation instruments .....	
<b>APPENDIX F.</b> Instrument of teaching material analysis .....	



## ABSTRACT

**Thesis Title** : **Developing Greeting and Self Introducing Materials dealing with 2013 Curriculum of the Seventh Grade Students at MTsN Balang-balang.**

**Year** : **2016**

**Researcher** : **Hikmawati**

**Consultant I** : **Dr. Hj. Djuwairiyah Ahmad, M.Pd., M.TESOL**

**Consultant II** : **Dr. Hj. Mardiana, M.Hum.**

---

This research aimed to develop Greeting and Self Introducing Materials based on 2013 curriculum of the Seventh Grade Students at MTsN Balang-Balang, Gowa. Based on the preliminary study on July 2015, both the teacher and the students did not have appropriate and understandable materials. In addition, teacher on implementing the 2013 curriculum was unpreparedness and the students faced difficulties in learning English since they didn't have many sources except the students' book that provided by the government.

The research design used in this study was Research and Development (R & D). The development model used was ADDIE model. It stood for Analysis, Design, Develop, Implement, and Evaluate. The procedures included analyzing materials needed by students, designing the blueprint, developing the materials through the syllabus of 2013 curriculum. The product was tried out to the seventh grade students at MTsN. Balang-Balang. Type of data obtained in this study is qualitative data. The instruments used in this research were questionnaire and rubrics for teacher and expert.

In this research, teacher and expert were involved in order to validate the product. There were three systematic aspects that they validated of the product: Systematic Organization of the Materials, Systematic of the English Teaching, and Systematic Content of English. Therefore, based on the teacher and expert judgment as well as try-out design result, the developed Greeting and Self Introducing materials are applicable to be taught at the Seventh Grade of Junior High School as additional learning and teaching materials which is help both the students and teachers in learning based on 2013 Curriculum.

## CHAPTER 1

### INTRODUCTION

This study intends to develop greeting and self introducing materials dealing with 2013 curriculum of the seventh grade students at MTsN Balang-balang, Gowa. This chapter presents the background of the study, research focus, research objectives, research significance, and key terms.

#### *A. Background*

On July 2013, the education system in Indonesia established a new curriculum that is 2013 curriculum. The curriculum was developed in 2013 based on a competence as an instrument for directing students to be; (1) qualified people who are able and proactive answer the challenges of the times; (2) educated man whose faith and piety, creative, independent, and (3) citizens of a democratic, accountable (Kemendikbud, 2014). In addition, in order to realize the ideals of educating the nation that in line with the vision and mission of national education, Ministry of National Education (Renstra Kemdiknas, 2010-2014) had a vision in 2025 to produce intelligent and competitive Indonesians (Perfect human/Plenary).

This course involved a wide range of fields, including learning English. In the learning process where the teacher was very urgent, because the teacher determined whether the learning objectives achieved or not and how the student competency, while most teachers in teaching still less attention to the ability of the student, or in other words do not do meaningful teaching, methods used less

varied, and as a result it became difficult student motivation grown and learned patterns tend to memorize and mechanistic (Directorate of PLP, 2012).

Based on the interview resulted on May 2015 with the English teacher at MTsN Balang-balang who revealed that there were still many obstacles faced by teachers in implementation of 2013 curriculum. *First*, the learning materials were not suitable with the students' understanding, because they did not covered student understanding needs. So, the students were not interested in learning process. *Second*, the teachers were not given authority to arrange the syllabus because it had been set by the National Standard. *Third*, the teachers indeed developed the learning planning process but the primary course book was limited. Next, the teacher claimed that the specialized training about the implementation of the 2013 curriculum have not flattened yet. Finally, those caused the unpreparedness of the teachers to implement the materials on 2013 curriculum in teaching.

The lack of understanding of how to implement the applicable curriculum, teachers reveal that handbook was not enough to help them. Moreover, teaching materials based on the student and teacher handbook was not interesting to be applied. The students were bored in learning process, because the design of the textbook less of learning medias as varied as the use of Audio/song, cartoons, and play games.

After doing an interview, found that there are still many obstacles faced by teachers on implementing the 2013 curriculum in this school such as the unpreparedness of teachers in implementing the 2013 curriculum relating to the

competence and creativity of teachers, the lack of specialized training of Religious Ministries related to the implementation of 2013 curriculum, facilities and learning resources (handbook) were inadequate and not enough to be applied. As the result, the teacher needed additional sources of teaching materials to vary the learning activities in the class based on 2013 curriculum effectively.

After identifying the problems and analyzing the factors above. Again, the teacher must have ability in developing teaching materials. On the study, the material development was both a field of study and a practical undertaking (Tomlinson, 2011). Then, the material could be developed from the authentic, video, text recording, and so forth that could cover student understanding needs. Besides, the lesson plan made of the English teacher was still lack of materials and activities. In addition, the lesson plan referred to the 3.1 4.1 and 3.2 4.2 competences need to be enriched many conversations especially for the greeting and self introducing materials. Therefore, complementary source become the problem solving of lack of capabilities in mastering conversations and skill items.

The best way to overcome inapplicable components on English teaching materials on the 2013 curriculum was to design English teaching materials in the form of textbook. In this case, developed English teaching materials based on the 3.1 and 4.1 also 3.2 and 4.2 competences that the writer formulated on a study entitled *"Developing Greeting and Self Introducing materials dealing with 2013 Curriculum of the Seventh Grade in MTsN Balang-balang."* For completing teacher text book appropriate with need student analysis.

### ***B. Research Problem***

Based on the background explained previously, formulated the research focus was; *“How English teaching materials should be developed systematically dealing with the 3.1 and 4.1 also 3.2 and 4.2 Competences based on the 2013 curriculum at the seventh grade students in MTsN Balang-Balang?”*

By covering 3 subtopics;

- How to formulate the organization of the English materials systematically dealing with the 3.1 and 4.1 also 3.2 and 4.2 competences based on the 2013 curriculum?
- How to arrange the English learning systematically that is appropriate with the 3.1 and 4.1 also 3.2 and 4.2 competences based on the 2013 Curriculum?
- How to design the content of English Materials systematically based on the cognitive and skill competence at 2013 Curriculum?

### ***C. Research Objectives***

Based on the research problems stated previously, the objectives of this study was; *to develop English materials systematically dealing with 2013 curriculum at the seventh grade in MTsN Balang-Balang by covering the subtopics below:*

- to arrange the systematic learning of English materials which is appropriate with the 3.1 and 4.1 also 3.2 and 4.2 competences based on the 2013 curriculum.

- to design the systematic content of English materials dealing with the syllabus of the 2013 curriculum.

#### ***D. Research Significance***

##### **a. Theoretical Significance**

This research expected to develop material for seventh grade MTsN Balang-Balang both greeting and self introducing materials.

##### **b. Practical Significance**

###### **1. Significance for the Researcher**

By this research, this product helped the products' users to make a good material, and great reference for learning process based on 2013 curriculum.

###### **2. Significance for the Students**

By this research, the students was not bored in learning process, because the expected product of this research would make the student active and creative in teaching learning process especially in describing materials by applying the 2013 curriculum dealing with Taxonomy Bloom. It consisted of three competences. They were attitude, skill, and knowledge.

###### **3. Significance for the Teachers**

By this research, it was an additional source or secondary source in developing greeting and self introducing materials based on 2013 curriculum.



#### **4. Significance for the Institution**

By this research, really might be additional reading resources for students who wanted to develop greeting and self introducing self materials based on 2013 curriculum. In addition, the teaching materials could be a product in the manufacture of handbook for the Seventh Grade Junior High School.

#### ***E. Research Scope***

This study was focused on developing alternative greeting and self introducing materials of the Seventh Grade in MTsN Balang-Balang. Moreover, this research was only to develop materials of learning greeting and introducing self materials based on 3.1 and 3.2 competences on the Seventh Grade syllabus dealing with 2013 curriculum.

#### ***F. Key Terms***

The title of this research was “developing Greeting and Self Introducing materials dealing with 2013 curriculum of the seventh grade in MTsN Balang-balang”. In understanding the topic of this research easily, the writer would like to present the definition of key terms, they were;

##### **1. Developing**

This research developed two competences such as greeting and self introducing materials in the form of modul or handbook.

##### **2. Greeting and Self Introducing materials**

The 3.1 and 4.1 that were covering formal and non formal greeting, and also 3.2 and 4.2 that were covering name, address, hobby, age, idea and so forth.

### 3. The 2013 Curriculum.

The 2013 curriculum was a new curriculum developed to improve and to balance soft skills and hard skills such as students' attitude, skill, and knowledge. Moreover, this research designed a product dealing with the 2013 curriculum.

It developed about greeting and self Introducing based on curriculum 2013. It was designed to ensure that the learners achieved the aims and purpose of the course. Also, it allowed for the evaluation of the students' needs. Then, it provided simple procedure to design and develop materials.

### 4. Seventh Grade

This research, seventh grade was the first year in junior high school in MTsN Balang-Balang that had learnt greeting and self introducing materials.

## CHAPTER II

### REVIEW OF RELATED LITERATURE

This part centers around the study of some previous research findings on the related topics to Greeting

#### a. Some Previous Research Findings

Tegeh (2014) pointed out on his research “Pengembangan Bahan Ajar Seminar Problematika Teknologi Pendidikan Dengan ADDIE model” style this research was used system which had developed steps systematically and available to design and develop material deal with classic or individual. In addition, ADDIE model was one of model in Research and Development method that appropriate for conduct this research.

Sukirman (2012) on his research “Developing English Morphology Course Material for Undergraduate Students” stated that most students were not interest and motivated to learn English Morphology as one of the most difficult course and after identifying the problems and analyzing the factor. He designed and developed English Morphology book as perfect as possible to build up students’ motivation and stimulate them to be autonomous learners.

Thao Le & Quynh Le (2006) The present study implied that Iranian EFL learners, due to their native language SCs, usually learnt and tended to use only the polite forms of English greetings which might not necessarily be the least marked forms. Learners knew that they must choose language forms appropriate

to a wide range of sociolinguistic variables. This might give them the feeling that, by choosing the polite forms, they refrained from making any great social blunder. However, this was not the case when the addressee was of a different age, sex, status, etc. This fact also held true in multilingual contexts. The polite form might easily be judged as a sign of hostility or on-purpose distancing. The result would, no doubt, be what Thomas (1983) calls “pragmatic failure.” Iranian EFL learners seemed to violate social-appropriateness norms in ways that indicated a transfer of social norms from their native language. They also seemed to fail to realize their speech acts effectively by either extending or over generalizing the potential illocutionary force of shared and non-shared strategies to inappropriate contexts or by failing to follow the usage conventions of the target language—in the realization of language-specific strategies. It, therefore, seemed important that in the textbooks designed for Iranian EFL learners a part were included that concerned itself with this aspect of the English language.

Alessandro Duranti, (2007) The analysis of greetings presented here showed that semantic analysis must be integrated with ethnographic information if we wanted to provide an adequate pragmatic analysis of speech activities within and across speech communities. Whatever greetings accomplish, they did it by virtue of the participants’ ability to match routine expressions with particular socio historical circumstances. To say that greetings were constituted by formulaic expressions maybe adapted to, and at the same time help establish, new contexts.

Alessandro had argued that we could not compare greetings across speech communities unless we came up with a universal definition of what constitutes a

greeting exchange. After proposing such a universal definition consisting of six criteria, Alessandro had shown that the tendency to see greetings as a devoid of propositional context or expressing “phatic communion” was too limiting and, in fact inaccurate. Greeting were, indeed, toward the formulaic end of the formulaic-creative continuum that run across the full range of communicative acts through which humans manage their everyday life. But they could also communicate new information to participants through the types of questions they asked and kinds of answer they produced.

Keum Sook No and Kyung-Ja Park (2010) told about the differences between Korean speakers of English (KSE) and American native speakers of English (ANSE) when they introduced themselves in English. KSE tended to emphasize their current state more than ANSE. On the other hand, 70% of ANSE put emphasis on their current state. Moreover, 86% of ANSE included their birth information (in the statement like “I was born and raised...”) in their self-introduction whereas only 28% of KSE included this.

Based on the previous research above, concluded that, indeed, developing materials were needed to help students to understand easily and as the provided sources to practice English language skill particularly in enriching conversation abilities. It was also to create active learning situation around the students. In the implementation training handbook of 2013 curriculum competence was stated that lesson plan developed for the students learning principle actively through four activities. They are; 1) observing included seeing, reading, listening and heeding; 2) questioning included oral and written; 3) analyzing included connecting,

determining, building the concept; and, 4) communicating included oral, written, picture, chart, table, presentation, and so forth.

## **b. Concept of Material Development**

### **a. Definition of Material Development**

The word “material development” was defined in various ways by experts but they had the common meaning. Some of those definitions are from several sources as follows:

Tomlinson (2011: 2) defined that materials referred to the anything which was used by teachers or learners to facilitate the learning of a language. Materials could absolutely be videos, DVDs, emails, Youtube, dictionaries, grammar books, readers, workbook or photocopied exercises. In addition, they could also be newspaper, food packages, photographs, live talks by invited native speakers, instruction given by teacher, task written on cards or discussion between learners. However, language-learning materials were not only course book but many things because that had been the main experience by using materials.

### **b. The Kinds of Material Development**

There were many models which applied for material developing such as Sugiyono model, ADDIES’ model, Borg & Gall model, Dick and Carey model, Kemp model and many others.

The writes adopts ADDIE Model. ADDIE was acronym of Analysis, Design, Development, Implementation, and Evaluation.

## 1. Analysis

The analysis phase was the most essential phase in ADDIE model because it was the foundation or stepping stone for all other phases of this model, and the outputs of this phase became the inputs for the next phase, the *Design phase* (Sukirman:2013). In addition, the outputs of this phase became the handbook of teaching material of English and list conversations of names and the number of animals, things, and public building being developed.

First, analyzing the students' needs based on the syllabus in the 3.1 4.1 and 3.2 4.2 competences. Second, identifying the objectives of the material and related to the main course book used. Third, asking the expert and the teacher what the crucial materials tried to be developed. Then, the writer combined the materials gained from the expert and the teacher with the materials gained from the syllabus. Finally, consulting with the teacher and the expert to get more information about materials being developed dealing with the syllabus on the 2013 curriculum.

## 2. Design

This phase was the output of the previous phase. The content was decided based on the syllabus and the course book. Those were appropriated with greeting and self introducing materials covered in the 3.1 and 4.1 also 3.2 and 4.2 competences on the 2013 curriculum.

At this phase, designing the blueprint or framework of materials with some activities. They are; 1) observing activity and practice, designed

with reading, listening, looking for the information through picture, authentic materials, recorder, and others media; 2) questioning activity and practice, designed with student creativity by asking and critical the materials; 3) collecting information activity and practice, designed with conducting experiment, reading the relevant source, authentic materials, and others media; 4) associating activity and practice, designed with peer-work assignment, discussion, team work; 5) communicating activity and practice, designed with present the materials / topic, speaking and writing goals, among the individual, peer, and team project.

#### 1. Development

This phase was finished if the design phase was done. The blue print designed in the design phase will be developed in this phase. There were some steps for finishing this phase. *First*, the writer listed learning activities based on the syllabus of 2013 curriculum. *Second*, the writer selected the way which was appropriated with students' styles and the writer might fit scientific approach and learning methods in the 2013 curriculum to support learning activities/materials. *Third*, the writer developed the previous materials on the syllabus and produced the materials innovatively about names and the number of animals, thing, and public buildings materials dealing with curriculum 2013 objectives of the course. Here, the writer provided activities, exercises, and practices to help the students to comprehend the materials. *Then*, the writer organized the materials, so the writer dealt with 5 main activities; observing,



questioning, collecting information, association, and communicating. After that, the writer validated the materials to the experts to make sure whether the material was appropriate to the students' needs as well as the goals and objectives of the course or not. Finally, the final product was ready to be implemented.

### **c. Concept of the Material Competence**

#### **1. Definition of Competence**

The base competence was formulated for reaching the main competence divided into four categories. They were: (1) main competence (KI-1) related with the treatment to the God. (2) main competence (KI-2) related with the character and social behaviors. (3) main competence (KI-3) related with knowledge to the materials and (4) main competence (KI-4) was about English language as the main items of learning (Modul Kemendikbud, 2014:20)

The 2013 curriculum developed two modus of learning processes. They were direct learning process and indirect learning process. Those learning process were made integrative and not to separated. The direct learning referred to the learning related with the base competence developed from 3 and 4 competence or KI-3 and KI-4 (Modul Kemendikbud, 2014: 20).

The direct learning process was education process where the learners developing knowledge, intellectual ability, and psychomotor skill through the direct interaction with the learning source designed in

syllabus and the lesson plan such as learning activities. In the direct learning process, the learners made the study activities covered observing, questioning, collecting the information, associating, analyzing, and communicating of what they had invented in analyzing activities. In other words, this process produced the direct knowledge and skill called instructional effect. (Modul Kemendikbud, 2014: 20)

## **2. Kinds of Materials**

The materials covered were greeting and self introducing material that used in daily activities.

### **d. Concept of the 2013 Curriculum**

#### **1. Definition of Curriculum**

Pratt (1980: 4) defined that a curriculum as an organized set of formal educational and or training intention. The curriculum was the number of experiences potentially which could be given to the children and teenagers, so they could think and did as appropriate as the citizen.

Richards, et.al (1985: 70) cited Triyanuarsih (2011) said that curriculum was an educational program in which it was: (a) the educational purpose of the program (the ends); (b) the content, teaching procedures and learning experiences which were necessary to achieve this purpose (the means); (c) some means for assessing whether or not the educational ends had been achieved. Then, Haryati (2008: 1) viewed that curriculum was a set of plans and

arrangements regarding to the purpose, content and teaching materials and also methods used as a guidance of organization in learning activities to achieve the objective of certain education. Further, Nation (2011: 197) explained that curriculum design became a process with a variety of starting points and with continual opportunity to return to parts of the curriculum design model to revise, reconsider, and re-evaluate.

## 2. The 2013 Curriculum

On July 2013, the Education and Cultural Ministry of Indonesia established the 2013 curriculum as an initiative better for the previous curriculum. Mulyasa, (2013: 65) says that the 2013 curriculum had the crucial objective to encourage the learners' ability to conduct observing, asking, reasoning, and communicating or presenting of what they earned or they knew after receiving subject matter. In addition, the implementation in developing of the 2013 curriculum was a part of the continued development of competency-based curriculum in Bahasa, *Kurikulum Berbasis Kompetensi* (KBK) which was initiated in 2004.

In *Modul Pelatihan Implementasi Kurikulum* (2014: 4), the 2013 curriculum was the development of curriculum with base competence from the previous curriculum in KBK 2004 and KTSP 2006 which had attitude, knowledge, and skill. There were four competences for the 2013 curriculum;

1. Kompetensi inti-1 (KI-1) for religious competence
2. Kompetensi inti-2 (KI-2) for social competence
3. Kompetensi inti-3 (KI-3) for cognitive competence
4. Kompetensi inti-4 (KI-4) for skill competence

### **3. Component of Curriculum**

Poerwati (2013: 35) pointed out the components of curriculum;

- 1) goal, there was a goal in learning process; 2) the content of curriculum, the students could obtain experiences from school. Those experiences had designed and organized before for student; 3) learning process method, the way students obtain new learning experience for better learning process and the students' goal; 4) evaluation, to measure the process successfully or no.

### ***c. Theoretical Framework***

The study was aimed at developing greeting and self introducing materials for the seventh grade students of MTsN Balang-Balang. Based on the 2013 Curriculum, teachers as educators should be able to implement the 2013 Curriculum in teaching and learning processes. They had to be productive, creative, innovative in teaching, and be able to develop students' competence. It was stated that one of the aims was to make the teacher be able to vary the learning and teaching activity in the class so that the students felt happy in learning English.

Since the teacher only used an English materials and a students' handbook that did not vary the learning activities based on 2013 Curriculum in the class. Here, the teacher should provide some kinds of supplementary materials that support the English teaching. In these ages, the students had a strong sense of fun, delight in talking, fantasy, imagination, and movement. Related to these points, the activity in the developed materials especially greeting and self introducing should provide them with playing, moving, singing, talking, and so forth. The reason why the material needed to be developed was that there were lacks of learning resources that provided enough opportunities for the students to active and to use the objectives of language in daily life. If there were no materials that provide activities for the students, the objective of the English learning process was not successfully achieved.

The problem needed to be solved. One of the ways to handle this problem was to develop supplementary materials especially the materials stated previously. There were many models in developing materials. One of them was ADDIE Model that consists of Analysis, Design, Development, Implementation, and Evaluation. The reason why the researcher chose it as the model in this study because saved more time and money than the other ones while they were easy to fix.

There were some instruments that were used by the researcher in every phase to measure the rate of quality of the developed materials. In Analysis phase, the researcher used students' questionnaire, teacher primary book, and interview to analyze to students' needs. Next, Design phase, the researcher designed the systematic framework, learning process, and content of English materials about the materials that were developed. In line with the phase previously, the researcher used syllabus and lesson plan to develop the materials that had been designed. In this phase, the expert evaluated the developed materials by using expert's judgment rubric. Next, Implementation phase, the fixed development materials were implemented in the real situation. The expert's judgment rubric also used in evaluating the result of field-try out to look whether the developed materials appropriated for the target learners or not. The last, Evaluation phase, the researcher gave rubrics to the students, the English teacher, expert judgment to the seventh grade students of MTsN Balang-Balang to evaluate the final product. They checked the quality of the product whether the developed materials fulfilled to the students' needs as

well as the aims and objectives of the course or not. If all of the phases were clearly fix, the final product that contained of greeting and self introducing materials dealing with 2013 Curriculum could be used as a “English Materials” to support the teacher in teaching English in the seventh grade class. In addition, the theoretical framework of the study was summarized in a visual illustration below.

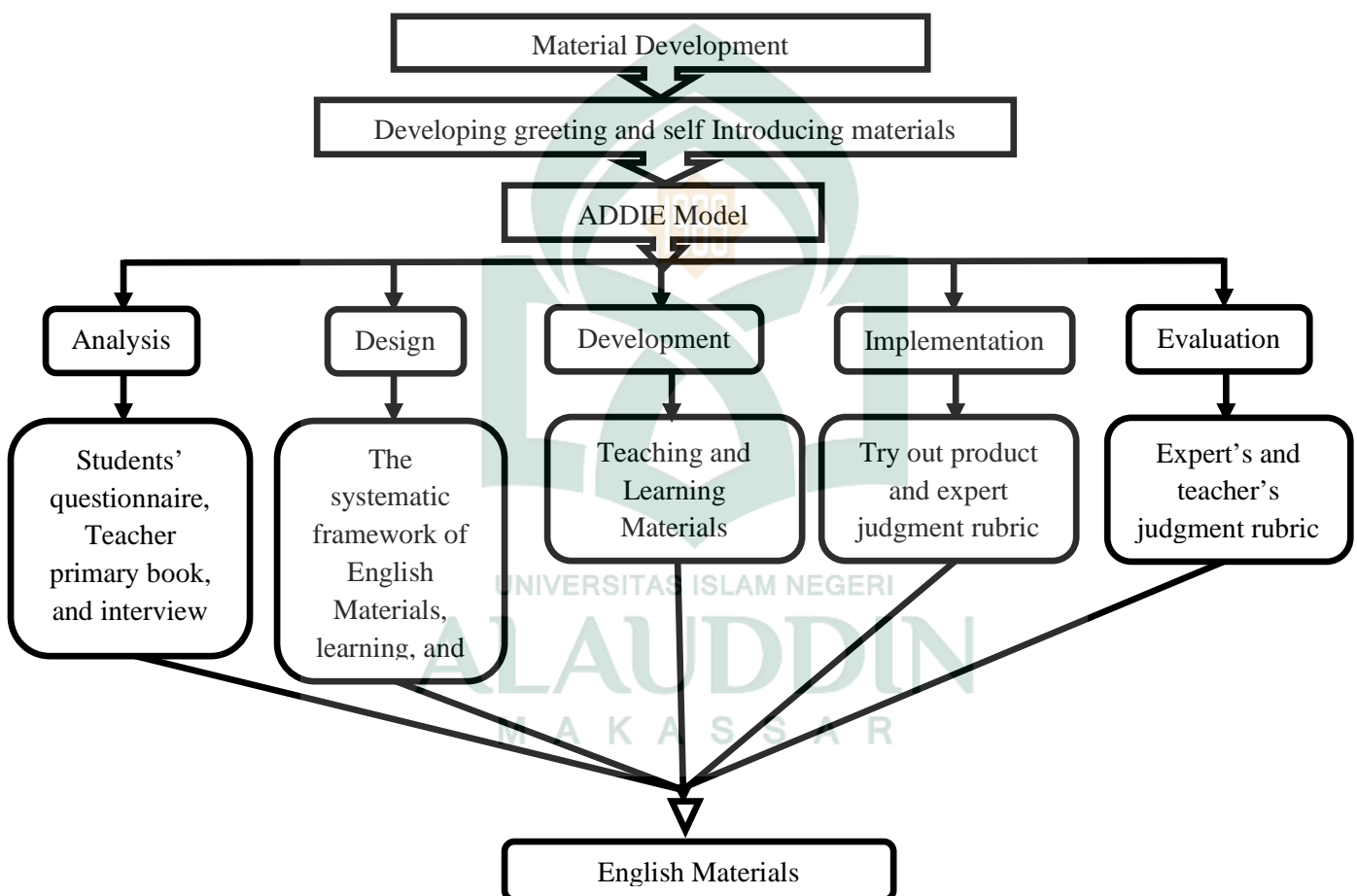


Figure 1 *Theoretical Framework.*

## CHAPTER III

### RESEARCH AND DEVELOPMENT METHOD

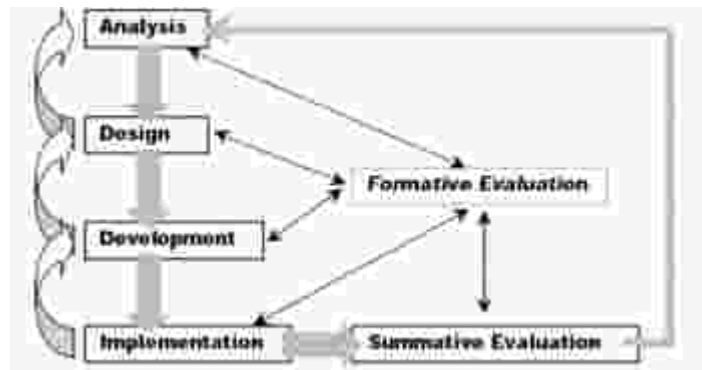
This chapter deals with research and development model, research and development procedures, and try-out of product.

#### A. Research and Development Model

Based on the purpose of this study, the research design was *Research and Development (R&D)*. There were many models which could be applied by researchers such as Sugiyono model, ADDIE model, Borg & Gall model, Dick and Carey model, Kemp model and many others. Based on many models stated previously, the researcher adopted ADDIE model because this model was very useful having stages clearly defined which makes implementation of instructions effectively. In addition, the model strived to save time and money by catching problems while they were still easy to fix.

The ADDIE model developed by Florida State University initially to explain, "...the processes involved in the formulation of an Instructional Systems Development (ISD) program for military inter service training that adequately trained individuals to do a particular job and which could also be applied to any inter service curriculum development activity." The model originally contained several steps under its five original phases (analyze, design, develop, implement, and evaluate). The idea was to complete each phase before moving to the next. Over the years, practitioners revised the steps, and eventually the model became more dynamic and interactive than the original hierarchical version. By the mid-1980s, the version familiar today appeared.





*The ADDIE's Model (McGriff, 2000)*

“ADDIE” that stands for **A**nalyze, **D**esign, **D**evelop, **I**mplement, and **E**valuate was designed to ensure that the learners achieved the goals and objectives of the learning purposes. It also provided simple procedure to design and develop materials. In addition, it was an iterative evaluation of each phase might lead the instructional designer back to any previous phase.

The EDDIE model was designed to ensure that the learners achieved the goals and objectives of the learning purposes. It also allowed the evaluation of students' needs and provided simple procedure to design and develop materials.

## **B. Research and Development Procedures**

The procedures in developing Greeting and Self introducing dealing with 2013 curriculum based on ADDIE model which provided five phases in terms of analysis, design, development, implementation, and evaluation.

## 1. Analysis

In analysis phase, identifying and developing clear understanding of students' needs. Also identifying a set of aims and objectives of the course based on the existing syllabus of 2013 curriculum used at the school. Then, considering timeline and budget needed in this research. Actually, this phase was similar to need analysis where need analysis is a set of procedures used to collect information about learners' needs (Richards, 2003:51 as cited in Sukirman 2012).

## 2. Design

In this phase, designing Greeting and Self introducing materials for the seventh grade considering the aims and objective of the learning process, designing blue print or materials frame work, determining target population description, selecting delivery materials, and identifying as much as sources.

## 3. Development

This phase was done based on the two previous phases, analyzed and designed phase. There were some steps in doing this phase. *First*, the listing what activities which could assist the learners learn the materials. *Second*, selecting the best way with learners' styles. *Third*, developing and producing Greeting and Self Introducing materials dealing with curriculum 2013 based on the learners' needs and the aims and objectives of the course. *Then*, organizing the materials. After that, validating the materials to experts to make sure whether or not the materials were appropriated

with the students' needs as well as the aims and objectives of the course. *Finally*, the final product was ready to be implemented.

#### **4. Implementation**

This phase dealt with trying-out the product. In this case, the product was not to be implemented in the real learning / teaching situation in the class because the purpose of this study was only to develop materials about personal introduction and thing list dealing with 2013 curriculum for the seventh grade students. To look whether the product had fulfilled the objectives of course or not and whether the material was appropriate for the target learners in real situation or not was continued by the researcher in the next level study possibly. The result product of this study was evaluated by the experts and English teacher of seventh grade students of MTsNBalang-balang to validate the product.

#### **5. Evaluation**

This phase was designed to measure the rate of quality of the materials as being implemented. It measured the appropriateness of the developed materials. In this evaluation, one expert was involved to check the quality of the product.

### **C. Subject of the Research**

Subjects of trying- out at this stage are; 1) one of the experts in the content of the course; 2) one of the experts in instructional design, and; 3) the students of the school which still implements the 2013 curriculum in the 2015/2016 academic

year. For that reason, the writer chooses the students group of a classroom which from the seventh grade students of MTsN Balang-Balang.

#### **D. Try-out of the Product**

Trying out was done to assure whether the materials had fulfilled the learners' needs based on the goals and objectives of the course or not. When the researcher found the weaknesses, it meant that the materials should be revised.

##### **a. Try-out Subject**

The try-out subject of this research was the seventh grade of MTsN Balang-Balang which used the 2013 curriculum in greeting and self introducing materials. The researcher developed greeting and self introducing materials for seventh grade.

##### **b. Try-out Design**

In this case, analyzing and evaluating the quality of the product through expert judgment.

##### **c. Types of Data**

Type of data being obtained on this research is qualitative. Qualitative data gathers from expert who evaluated the product of the research.

From the experts' judgment, researcher obtained some information about the strengths and weaknesses of the developed material.

#### **d. Instrument**

This research used two kinds of instruments. They were questionnaire and rubrics. In addition, this questionnaire was used to identify student analysis. Questionnaire was given to students to conducting need analysis. The question dealt with students' points of view of greeting and self introducing materials and rubrics was addressed to students, teacher and expert judgment. It was used for summative evaluation.

#### **e. Data Analyzing Techniques**

In line with the data of this research, there was a kind of technique in analyzing obtained data; qualitative. Depending on the basic philosophical approach of the qualitative researcher, many methods existed for analyzing data. Miles and Huberman in Thomas (1994: 10) stated that qualitative data analysis consisted of three concurrent flows of activity: data reduction, data display, and conclusion drawing/verification.

In data reduction phase, the researcher referred to select, focus, simplify, abstract, and transform data that appear in rubrics, questionnaires to short descriptions. Then, the researcher determined relevance of strings of the data before by making codes. Thomas (2006) stated that the goal of data reduction was to get the bigger picture from the data. While coding helped break down the data into smaller parts, data reduction was the process of abstracting back out from the particular to the conceptual.

In the second phase, data display, the researcher organized the compressed information in the previous phase and assembling it in ways that

helped her drawing conclusions. It could be an extended piece of text or a diagram, chart, or matrix that provides a new way of arranging and thinking about the more textually embedded data. Silverman in Thomas (2000) stated that data displays, whether in word or diagrammatic form, allowed the analyst to extrapolate from the data enough to begin to discern systematic patterns and interrelationships. At the display stage, additional, higher order categories or themes might emerge from the data that went beyond those first discovered during the initial process of data reduction.

The last phase, conclusion drawing/verification, the researcher tried to represent and described what she saw in the data (meanings, observations). The researcher always referred back to the data displays and raw data as descriptions or causal statements were made. In addition, Thomas (2006) concluded this phase relied very heavily on logical evaluation and systematic description.

## CHAPTER IV

### FINDINGS AND DISCUSSION

This chapter consists of two sections, namely findings and discussion. In this section, the writer shows all the data analysis which have been collected during the research and explained every component that was developed in this research. The problem statements of this study are also answered in this section.

#### **A. Findings**

The result of this research finished based on ADDIE model which had been done on the development. Also, this section presented some results in the developing greeting and self introducing materials. They included the result of needs analysis, the result of product design by utilizing the qualitative method, and the results of validation by analysing the correction and suggestion from experts. All of the results were discussed on the following.

#### **1. The result of Needs Analysis**

##### *a. The results of need analysis of materials based on the syllabus*

The result of needs analysis based on the materials in the syllabus of 2013 Curriculum covering the 3.1, 3.2, 4.1, and 4.2 competences were expected to the students to have both oral and written capacity of greeting and self introducing materials appropriate with student's daily activities. Firts, the core topics had been designed into eight subtopics which were appropriate with the amount of meeting learnings. In other words, materials greeting and self introducing materials were developed in several subtopics.

Peculiarly in greeting material, occurred 2 subtopics; greeting and leaving-taking, thanking and apologizing. Likewise, self introducing material consist of two subtopics also, there were; Self introduction and introducing the others. Second, every meeting had a core skill and it was integrated one another in flows of skill that the writer arranged sistematically. Again, learning activities dealt with scientific approach included observing, questioning, collecting information , associating, and communicating. Last, the writer developed learning instruction referring to the type of activities which was consisted of individu, pair, and group activitiy, the amount of activities, text structure and some exercises. These materials were developed in order to provide suitable materials for the seventh grade students of MTsN Balang-Balang, Gowa.

*b. The results of need analysis of developing learning materials based on the student's questioinaires*

The questionnaires consisted of four parts. The first was student's information. The second was systematic organization of integrated English materials. The third was systematic English teaching which was appropriate with the learning activities and the fourth was systematic content of English materials covered the syllabus of the 2013 curriculum.

**Table 1.** Systematic organization of material Aspect

No.	Aspect	Form of material design				
	Systematic organization of	Real Picture	Black and white	Color design	Cartoon	Video/Song



material	25	2	20	28	1 Student
	Students	Students	Students	Students	

Table 1 above shown that 25 out of 36 students wanted to learn with real picture, 2 out of 36 chose to learn with the black and white, 20 out of 36 students need to learn with color design, 28 out of 36 students chose to learn cartoon in material design.

Practically, in systematic organization of integrated English materials part, the writer found that all students wanted to be given the pre study orientation before studying. They are ice breaking, warming up, pray, motivation and inspiration story, small game, and all of it. It had been proved that all students chose YES and none chose NO. Therefore, the writer formulated the pre study orientation activities for implementing in the class and the students might choose three of them as the most favourite activity before studying so that the writer got the result showing 31 out of 36 students choosing ice breaking, 34 out of 36 choosing game and warming up, 12 out of 36 choosing pray, 9 out of 36 choosing motivation and inspiration story, and 3 out of 36 choosing all of it.

Next, it was found in data that 19 out of 36 students more liked listening the teacher's instruction than reading the instruction in the book which was only 6 chosen and no one liked to practice the instruction directly. 16 out of 36 students chose presentation as the learning material form, 10 out of 36 students chose dialog form, and 3 out of 36 students chose text form. In designing book, the students preferred picture book.

**Table II.** Systematic English teaching which was appropriate with the learning Materials

No.	Aspect	Activities				
		Pairs	Presentation	Grouping	Discussion	Individual
	Systematic learning materials	9 students	16 students	30 students	16 students	6 students

The result of systematic English teaching which was appropriate with the learning activities part had been obtained by the writer. The data showed that 9 out of 36 students chose to work in pair, 16 out of 36 students chose presentation, 30 out of 36 chose to learn with grouping and 6 out of 36 students chose to study individual. On the other hand, some students requested to study with playing game.

**Table III.** Systematic content of English materials

No.	Aspect	Contents			
	Systematic content of English materials	Greeting material		Self Introduction	
		Formal	Informal	Name, hobby, idea	address, Age, job, closing
		29 students	7 students	34 students	27 students

As stated previously in the results of needs analysis, the systematic content of English materials covered the syllabus of the 2013 curriculum showed that 29 out of 36 students ordered formal material of greeting, 7 out of 36 students chose informal of greeting. 34 out of 31 students chose to add the content of self introduction, such; name, address, hobby and idea.

Meanwhile, 27 out of 36 students gave addition of contents are like; age, job and closing.

*c. The result of need analysing of Expert judgment suggestion*

As stated previously in the result of need analysis, the expert suggested to develop teaching materials based on the needs or demands of students based on a questionnaires. but did not necessarily have to receive all data inputs from all over students. For example, in the systematic organization of materials there are 2 students who wanted to learn with black and white design only, while there are 20 students wanted a full color design. Consequently, the writer might consider the desire to see how much the dominant chose black and white and how many dominant choose full color. In the systematic content of materials, to note restrictions with regard syllabus contents. whereas the systematic learning materials, the writer combined the variety of learning models at every meeting.

## **2. The result of Product Design**

*a. The result of product design through student needs.*

The result of product design included the blue print that covered every meeting, form of exercises, core skills, flow of skills, activities, text structures, Scientific approaches (observing, questioning, collecting information, associating, and communicating) topics and subtopics. They could not be separated from the analysis of the student needs.

Furthermore, this blue print included eight meetings with four subtopics. The topics of the first meeting until the fifth meeting was about greeting and leaving-taking, thanking and apologizing according to 3.1 and 4.1 competences.

In the other hand, the topics of the sixth until eighth was about self introduction and introducing others. In the greeting material, the author divided into two contents that were formal and informal greetings. Whilst, the sixth until the eighth meetings was about self introduction and introducing others. Each of the meeting has different content of materials for example the first meeting were the greeting expressions and generic structures. Withal, the author defined core and flow skills in every meeting with an explanation of each activity groove skill changes. In one meeting, the author also complemented teaching materials with exercises and generic structure.

Usually there were two or more exercises into one approach. For example at the first meeting, discussed subtopic greeting expressions on stage exactly there were two exercises. The first exercise students were asked to follow the pronunciation of the teacher. Then the students asked to repeat the types of greeting expression that she had learned. But not always be required to exercise at every approach, as in the first meeting no exercise at the stage of questioning. But in other approaches such as collecting information, associating and communicating are exercises.

*b. The results of Product design of Expert judgment suggestion*

In other hand, based on the results of product design (Blueprint) that consulted previously, the viewer has given suggestions. Accordingly, the author needed to revise or eliminate some terms such as a glossary and a pre-study. Thereunto, instructions on the scientific approach should be made simple and tailored to each command activities.

### 3. The result of Development

This section presented some result in developing greeting and self introducing materials through the questionnaires consisted of three parts. The first was systematic organization of integrated English materials. The second was systematic English teaching which was appropriate with the learning activities and the third was systematic content of English materials covered the syllabus of the 2013 curriculum. All the results were discussed as follows:

#### *a. Systematic organization of materials*

By this terms, the author developed cover design, layout, organization of materials, and instructional objectives.

##### 1. Cover design

The author created the cover with simply and meaningful. Therefore, the cover of this instructional material was attractive to the learners.

##### 2. Layout

The author rearranged the layout of some components of instructional material. Hence, the layout looked clear for learners.

##### 3. Organization of materials

The author formulated to the materials organized attractively, appropriate with real picture, color design, and cartoon. Moreover, the materials are organized in logically ordered tasks.

##### 4. Instructional objectives

By the material design and research purposes, the author formulated the instructional objectives are clear, understandable, appropriately. Furthermore, also the instructional objectives reflect to the topic.

*b. Systematic English teaching*

In simple terms, the author developed form of the instructional materials such as activities, examples, topics and subtopics.

1. Activities

The activities were attractive, motivated learners and varied in format.

2. Example

The Example are clear, understandable, too easy. In addition, the example helped learners to understand the material.

*c. Systematic content of English materials*

Dealing with material design (blue print), the author formulated the topic/ subtopics, content of materials, and language.

The content of the materials were clear, and understandable. Besides that, the content of the materials matched the objectives of the course. The contents of the materials were matched with the curriculum 2013, and students' needs. Also, the contents were interesting, well-designed, and up-to-date.

*d. Systematic Language of English materials*

The language was used appropriate with students' English proficiency. Thereupon, the language was clear and understandable.

*e. Expert judgment suggestion*

Considering of the teaching materials that developed, the expert found some grammatical errors and misspelling words in the product, especially in instruction of scientific approaches. The expert also told the author to use the simple language in the content of materials. Forward, the expert said that the author should implement the material immediately.

#### **4. The result of Implementation**

##### *a. The results of implementation of materials based on the observation learning instrument*

In this session, there were three main stages of the implementation of the preliminary study, the core and the cover. At a preliminary stage, there were several aspects that needed to be considered. Therefore, All of the results were discussed on the following weighted achievement by an observer with the 1 until 4 grading scale, with the meaning; 1 (very good) 2 (good) 3 (less good) 4 (not good). The results of the observer ratings, the first was a form motivation of students that include; associate learning materials were now with the experience of learners (score 4). Asking challenging questions (score 3). Delivering the benefits of learning materials (score 3). Demonstrating something related to the subject matter or theme (score 4) and checking the behavior of the initial (entry behavior) (score 3). The second was the delivering of competency and plan activities that include; delivering the capability to be achieved learners (interaction KI 3 and KI 4 which have implications for the development of KI 1 and KI 2) (score 4) and submitting an action plan (score 3).

Furthermore, the core learning phase to consider several aspects including; mastering of the material which cover; the ability to adapt material to the learning objectives (score 4). The ability to link the materials with other relevant knowledge, science, and technology development and real life, (score 3), managing the discussion of learning materials with learning experiences appropriately (score 4). Presenting material in a systematic (easy to difficult and concrete to the abstract) (score 4).

Moreover, the core activities of observer also concluded the implementation of learning achievement. These were the observations; aspects of the application of learning strategies, including; the learning activities in accordance with the competence to be achieved (score 4). The learning activities included preliminary component, the core and the cover (score 4). Learning activities coherently (score 4). Discipline and good classroom atmosphere (score 3), Contextual learning (score 4), developing spiritual attitude activity learning and social attitudes of learners (score 4), as well as learning according to the planned time allocation.

In other hand, analyst also formulated score with due respect to the application of scientific approach (observing, questioning, collecting information, associating and communicating), among others; facilitating learners to observe and to determine the problem that we wanted to know (score 4). Facilitating learners to formulate questions (score 4). Facilitating learners to gather information /data relevant to the questions that have been formulated



(score 4). Facilitating learners to process/analyze information to make conclusions (score 4). Facilitating learners to communicate knowledge gained.

In addition, observer also concluded an assessment of teachers based on the utilization of learning resources/media in learning. The analyst Viewed aspects included; demonstrating skills in the use of learning resources (score 4). Demonstrating skills in the use of learning media as varied as the use of audio/song, cartoons and play games (score 4). Producing a compelling message through the use of instructional media (score 3). Involving the students in utilization learning resources (score 4). Engaging learners in the use of media (score 4).

Therewith, Fostering active participation of learners (mental, physical, and social) through the interaction of teachers, learners, learning resources (score 4). Respond positively the participation of learners (score 4). Demonstrating interpersonal relationships conducive (score 3). Cultivating cheerfulness or enthusiastic learners in learning (score 4). At least, that aspect was also inseparable from the observer ratings of them use language correctly and on the learning and teaching cover. Therefore, concluded the results of such assessment; using spoken language clearly and fluently (score 4). Using written language is good and right (score 4). Conduct a reflection or a summary to engage learners (score 4). Providing oral and written tests (score 4). Collecting work as portfolio materials (score 4). Conducting a follow-up to provide direction following activities and tasks enrichment or remedial (score 4).

*b. Expert judgment suggestion*

Finally, the expert pointed out that the teaching materials that the author developed previously were clear and understandable because: 1) the organization of the materials was well-organized and attractive – the product/ teaching materials was colorful, 2) The English teaching materials were systematically, 3) The Language of English materials were understandable.

## **5. The result of Evaluation**

### *a. The Result of Evaluation of Student's Book Analysis Instrument*

Based on the expert judgment in Students' Book Analysis Instrument, there were covering five components. First, the suitability of the contents of the teaching materials with the basic competencies consisting 1) Contents instructional materials described conformity with KD of KI-1 and KI-2, 2) Contents of teaching materials described conformity with KD of KI-3, 3) Instructional material contents described conformity with KD of KI-4, 4) Contents of teaching materials described the adequacy growth development KD of KI-1 and KI-2, 5) Each instructional material contents described the adequacy achievement Indicators KD of KI-3, and 6) Content of teaching materials described conformity with the adequacy Achievement Indicators KD of KI-4. Second, the breadth, the depth, the present, and the accuracy of the learning material, included 1) contents of teaching materials described the suitability, breadth, and depth of the material with coverage KD of KI-1, KI-2, KI-3, and KI-4, 2) Instructional materials content described the suitability of the material in the context of the current (present), and 3) Instructional materials contents described the accuracy/truth concept. Third, showed an example of teaching

materials (factual knowledge, conceptual and procedural), which includes 1) Contents of teaching materials to illustrate examples of material factual knowledge, 2) Teaching material contents to illustrate examples of conceptual knowledge, and 3) The contents of teaching materials described examples of the material exposure procedural knowledge. Fourth, the feasibility of the learning activities in each meeting guided students. Which includes 1) Contents of teaching materials described the KD achievement steps of KI-3 and KI-4, and 2) Instructional material contents described the use of one of the activities step learning model discovery learning, project-based learning, problem-based learning, inquiry learning, genre - based learning.

*b. The Result of Evaluation of Expert Judgment Suggestion*

Based on the Students' Book Analysis Instrument, the Expert stated that the teaching materials were very good and no needs to be revised. Because; 1) the contents of the teaching materials with the basic competencies were suitable. 2) The breadth, the depth, the up-to-date materials, and the accuracy of the learning materials were clear. 3) Knowledge, conceptual and procedural of the learning materials showed well. 4) The feasibility of the learning activities in each meeting guided students.

**B. Discussions**

As indicated by the result of the questionnaire and interview with the teacher in MTsN Balang-balang that there were still many obstacles faced by teachers in implementation of 2013 curriculum. *First*, the systematic contents of materials were not suitable with the students' understanding, because they did

not cover student understanding needs. It was not clear and confusing. So, the students were not interested in learning process. *Second*, the systematic learning material were not varies, no ways to minimize the students' boredom. *Third*, the teachers indeed developed the learning planning process but the primary course book was limited. *Fourth*, although there are already several schools but the student handbook is still difficult to be implemented by teachers due to the uneven implementation of the training curriculum in 2013, particularly in MTsN Balang-balang. In addition, the systematic organization of the material in the K13 handbook needed to be developed according to student needs.

Based on the research focus presented in the previous chapter, there was a research question by covering 3 subtopics questions that will be answered. They were systematic organization of materials, systematic content of materials and systematic learning of materials. Accordingly, the researcher tried to develop the teaching materials which according to student needs and based on 2013 Curriculum systematic by using ADDIE Model.

The findings above are in line with some previous research findings. *First*, Tegeh (2014) points out on his research "Pengembangan Bahan Ajar Seminar Problematika Teknologi Pendidikan Dengan ADDIE model" style this research is used system which has develop steps systematically and available to design and develop material deal with classic or individual. In addition, ADDIE model is one of model in Research and Development method that appropriate for conduct this research.

*Second*, Sukirman (2012) on his research “Developing English Morphology Course Material for Undergraduate Students” state that most students are not interest and motivated to learn English Morphology as one of the most difficult course and after identifying the problems and analyzing the factor. He design and develop English Morphology book as perfect as possible to build up students’ motivation and stimulate them to be autonomous learners.

Moreover, in the terms of the frequency of student needs of questionnaire questions, the researcher indicated that in learning English, particularly in learning Greeting and Self Introducing materials, students needed materials was well-organized, understandable, easy to be understood, full color, real pictures, song/video and dealt with syllabus of the 2013 Curriculum (table I, II and III).

Tomlinson (2011: 2) defines that materials refers to the anything which is used by teachers or learners to facilitate the learning of a language. Materials could absolutely be videos, DVDs, emails, Youtube, dictionaries, grammar books, readers, workbook or photocopied exercises. In addition, they could also be newspaper, food packages, photographs, live talks by invited native speakers, instruction given by teacher, task written on cards or discussion between learners. However, language-learning materials are not only course book but many things because that has been the main experience by using materials.

Furthermore, for the research question about need analysis, the researcher found that was in systematic organization of materials, the students need to learn with full color, real picture, cartoon, and video /song. In other hand, the researcher found that learning process /activities should be considered in

teaching and learning process, the findings obtained from the students show that study in small group, presentation, work in pair, discussion, and self study /individual are preferred by the students. But among them the students rate study in small group in mean score higher than the others in table II.

Moreover, the result of analysis from the result of evaluation of Student's Book Analysis Instrument by the expert, were well-defined goals. In addition, the results of analysis from the result of evaluation showed that the learning activities/tasks were varied in format. For instance, practice the useful expression, discussions, pairs, small group, presentation and individual. Surely, the results of teaching materials from the result of validation showed that goals of product design were clear and understandable.

## CHAPTER V

### CONCLUSIONS AND SUGGESTIONS

This chapter deals with conclusion of this research and suggestion for some people related to this research

#### A. Conclusions

Based on the findings and discussions, the researcher put the conclusion of this research.

1. The systematic organization of integrated Greeting and Self Introducing based on the 2013 Curriculum involved 1) Cover design, that the researcher created the cover with simply and meaningful. Therefore, the cover of this instructional material was attractive to the learners. 2) Layout, that the researcher rearranged the layout of some components of instructional material. Hence, the layout looked clear for learners. 3) Organization of materials, formulated to the materials organized attractively, appropriate with real picture, color design, and cartoon. Moreover, the materials are organized in logically order tasks. 4) Instructional objectives, referred that by the material design and research purposes, the author formulated the instructional objectives are clear, understandable, appropriately. Furthermore, also the instructional objectives reflect to the topic.

2. The systematic English Teaching which is appropriate with the learning activities based on the 2013 Curriculum covered activities that contain 3 parts were the activities were attractive, motivated learners, and varied in format.
3. The systematic content of Greeting and Self Introducing Materials covered the syllabus of the 2013 Curriculum identified 4 parts. They were example, topic/subtopic, content of the materials, and language. First, example was clear, understandable, and too easy. In addition, the example helped learners to understand the material. Second, topic/subtopic divided 1) the topic are appropriate with the syllabus, 2) the topic are relevant with the learners' need and interest, and 3) the topic are developed attractively. Third, content of materials is clear, understandable. Besides that, the content of the materials matches the objectives of the course. The content of the materials is matches with the curriculum 2013, students' needs. Also, the content was interesting, well-designed and up-to-date. Last, language was used appropriate with students' English proficiency. Thereupon, the language is clear, and understandable.

## **B. Suggestions**

This part refers to the suggestions for utilization of the product, and dissemination of the product. They were discussed on the following.

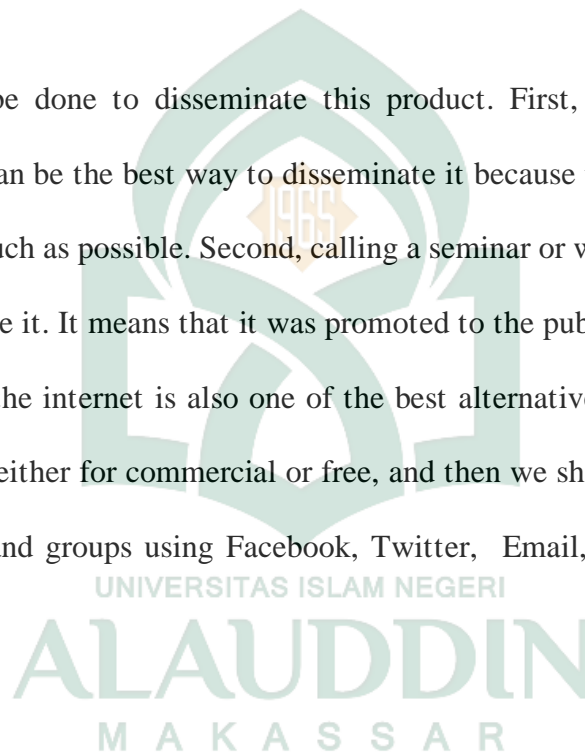


## 1. Utilization

This product is developed for seventh grade students. It can be used in English Language Teaching Department. Therefore, it is strongly recommended for the teachers who teach English subject to use this product as their primary reference.

## 2. Dissemination

Many ways can be done to disseminate this product. First, publishing for a commercial purpose can be the best way to disseminate it because the publisher will work hard sell it as much as possible. Second, calling a seminar or workshop can also be away to disseminate it. It means that it was promoted to the public who attend to the seminar. Finally, the internet is also one of the best alternatives to disseminate it. it can be uploaded either for commercial or free, and then we share its link to our friends, community, and groups using Facebook, Twitter, Email, and other social media.



## BIBLIOGRAPHY

- "ADDIE Model". *Instructional Systems, College of Education, Penn State, University*. [http://www.instructionaldesigncentral.com/htm/IDC\\_instructionaldesignmodels.htm#addie](http://www.instructionaldesigncentral.com/htm/IDC_instructionaldesignmodels.htm#addie). (May 2015)
- Adilah, Naila. (2013). *Analysis of curriculum 2013 implemented at seven grade of smp 2 bandarlampung*. Journal (Online)
- Arikunto, Suharsimi. *Prosedur Penelitian*. Jakarta: Rineka Cipta. 2013.
- Haryati, M. 2008. *Model dan Teknik Penilaian pada Tingkat Satuan Pendidikan*. Jakarta: Gaung Persada Press. Hlm. 1.
- Kemendikbud. 2014. *Modul Pelatihan Implementasi Kurikulum 2013*. Jakarta: Badan Pengembangan Sumber Daya Manusia dan Kebudayaan
- Khoir, Miftahul. "Developing English Learning Materials for Young Learners Based on Needs Analysis," *Thesis*. Makassar: School of Graduate Studies, State Islamic University of Alauddin. 2015.
- Mulyasa, E. 2013. *Pengembangan dan Implementasi Kurikulum 2013: Perubahan dan Pengembangan Kurikulum 2013 Merupakan Persoalan Penting dan Genting*. hlm. 65.
- Nation & Macalister. 2009. *Language Design Curriculum*. Taylor & Francis e-Library.
- Poerwati, Endah, L. & Amri, S. 2013. *Panduan Memahami Kurikulum 2013*. Jakarta: PT. Prestasi Putra Karya.
- Pratt, B. 1980. *Curriculum Design and Development*. New York: Harcourt Brace Javanovich Publishers. Hlm. 4.
- Richard, Jack C. *Curriculum Development in Language Teaching*. New York: Cambridge University Press. 2007.
- Sukirman. 2013. *Developing English Word formation materials for undergraduate students at State Islamic University "Alauddin" Makassar*. Unpublished Thesis of the Degree of Master of English Language Teaching. Malang: State University of Malang.
- Tegeh, I Made dkk. *Model Penelitian Pengembangan*. Singaraja: Graha Ilmu. 2014.
- Thomas, David R. *A General Inductive Approach for Analyzing Qualitative Evaluation Data*. New Zealand: University of Auckland. 2006.

## CURRICULUM VITAE

The writer, Hikmawati, was born on January 28<sup>th</sup>, 1994 in Pangkajene, South Sulawesi. She has two brothers and one sister. She is the third child of Jamaluddin and Siti Saima.

In 2000, she started her education in Elementary school, 41 Bontotene and graduated in 2006. She continued her study in Junior High school, SMPN 1 Minasatene and graduated in 2009. Then she continued her study in Excellent School, SMAN 2 Pangkajene and graduated in 2012. In following years, she continued her study at State Islamic University (UIN) Alauddin Makassar as English Language Teaching student started 2012 until 2016.

Besides a student at the University, she was also active in some extra organization such as the Coordinator of Public Relation division of Student Association of English Education Department at Alauddin State Islamic University of Makassar (2014 -2015), the treasurer of Journalist Association at Alauddin State Islamic University of Makassar, the Founder of social Community, the Children Independent Action (GAJADEKA), the Author of Indonesia writer Association Indonesia, Writer University (2010 – 2012), the member of English Devotee Community (EDIT ) Makassar (2012 – 2014), the member of Youth Southeast Asian Leader Initiative (YSALI) (2015), and the member of Student Research Institution at UIN Alauddin Makassar (2014 – 2015).



Meeting	Topic	Content of Materials	Core Skill	Flow of Skill	Learning Instructions					Scientific Approaches				
					Pre Study Instruction	Activity	Exercise	Text Structure	Glosarium	Observing	Questioning	Collecting Information	Associating	Communicating
1 <sup>st</sup>	KD 3.1 dan 4.1 Greeting and Leaving-Taking	Greeting Expressions	Speaking	Listening Speaking Writing Speaking Writing	Ice breaking	Work in pair, presenting	7	Simple Present	Verb/ Noun	<ul style="list-style-type: none"> <li>- Listen the song related of Greeting Expressions.</li> <li>- Listen the teacher explanations about Greeting expressions</li> <li>- The students follow the teachers' pronunciation</li> <li>- Students re-tell about some expressions.</li> </ul>	Asking about the different of formal and informal Greeting Expressions	Re-write some Greeting Expressions that they found	<ul style="list-style-type: none"> <li>- Students identify the expressions of the task.</li> <li>- The students fill the blank related an example of some Greeting Expressions.</li> <li>- The students work in pair and make a simple conversation about the expressions.</li> </ul>	Presenting the conversation in front of the class.
2 <sup>rd</sup>		Leaving-taking expressions	Speaking	Listening Speaking Writing Speaking Writing	Ice breaking	Work in pair, presenting	7	-	Verb/ Noun	<ul style="list-style-type: none"> <li>- Listen the teacher explanations about Leaving-Taking expressions.</li> <li>- The students follow the teachers' pronunciation</li> <li>- Students re-tell about some expressions.</li> </ul>	Asking about Leaving-Taking Expressions.	Re-write some Leaving-Taking Expressions	<ul style="list-style-type: none"> <li>- Students identify the expressions of the task.</li> <li>- The students fill the blank related an example of Leaving-Taking Expressions</li> <li>- The students work in pair and make a simple conversation about the expressions.</li> </ul>	Presenting the conversation in front of the class.

3 <sup>th</sup>	KD 3.1 dan 4.1 Thanking and Apologizing	Thanking expressions	Speaking	Listening speaking Writing Speaking Writing	Small Game (Vocabulary Game related topic)	Work in pair, presenting	6	-	Verb/ Noun	<ul style="list-style-type: none"> <li>- The teacher explains thanking expressions</li> <li>- The students follow the teachers' pronunciation</li> <li>- Students re-tell about some expressions</li> </ul>	Asking about the some Thanking Expressions.	Re-write some Expressions Thanking Expressions.	<ul style="list-style-type: none"> <li>- Students identify the expressions of the task.</li> <li>- The students complete the comic conversation.</li> </ul>	Presenting the words that they fill in the blank.
4 <sup>th</sup>		Thanking expressions	Speaking	Listening speaking Writing	Ice breaking	Work in pair, presenting	4	Simple past	Verb/ Noun	<ul style="list-style-type: none"> <li>- The teacher demonstrates the dialogue example of thanking Expressions.</li> <li>- Students re-tell about some expressions that they found.</li> </ul>	Asking about the generic structure of the sentence dialogue.	Re-write Thanking Expressions that they will use.	<ul style="list-style-type: none"> <li>- Work in pair and make a simple dialogue about Thanking Expressions.</li> </ul>	Practicing the dialogue in front of their friends.
5 <sup>th</sup>		Apologizing expressions	Speaking	Listening speaking writing	Motivation Story (Related topic)	Work in pair, presenting	5	-	Verb/ Noun	<ul style="list-style-type: none"> <li>- The teacher explains about Apologizing Expressions.</li> <li>- The students follow the teachers' pronunciation</li> <li>- Students re-tell about some expressions</li> </ul>	Asking about Apologizing Expressions.	Find the Apologizing Expression based on comic conversation.	<ul style="list-style-type: none"> <li>- The students fill the blank based on the teacher provided.</li> </ul>	Presenting the words that they fill in the blank.
6 <sup>th</sup>	KD 3.2 dan 4.2 Introduction	Self Introduction	Speaking	Listening speaking Writing	Only Pray	Playing game	4	Pronoun, to be (Nominal Sentence)	Verb/ Noun	<ul style="list-style-type: none"> <li>- The teacher explains about self introduction</li> <li>- The students re-tell sentences related self introduction</li> </ul>	Asking about self introduction	Collect or write down some Expressions that they will use.	<ul style="list-style-type: none"> <li>- Complete the sentences based on the teacher provide.</li> </ul>	Presenting their paper answers.

7 <sup>th</sup>		Self Introduction Practice	Speaking	Listening Speaking Reading			3			<ul style="list-style-type: none"> <li>- The teacher gives instructions of "About me game"</li> <li>- The student re-tell an example how to play the game</li> </ul>	Asking about instructions, expressions, and rules that will use.	Re-read the Self Introduction Expressions of "About me game"	Play the game related instructions.	Answering/ completing the sentences of game expressions.
8 <sup>th</sup>		Introducing others		Reading Speaking Writing	Ice Breaking	Grouping Project	5	-	Verb/ Noun	<ul style="list-style-type: none"> <li>- Students read an example of Introducing other conversation</li> <li>- The students re-tell sentences related introducing other conversation</li> </ul>	Asking about expressions of introducing other	Collect some Expressions that they will use.	Make the conversation about Introduction each other.	Practicing the conversation in front of the class.

**KD 3.1 4.1 KRITERIA PENILAIAN**

- Tingkat ketercapaian fungsi sosial pengenalan diri, serta responnya.
- Tingkat kelengkapan dan keruntutan struktur teks pengenalan diri, serta responnya.
- Tingkat ketepatan unsur kebahasaan: tata bahasa, kosa kata, ucapan, tekanan kata, intonasi, ejaan, tanda baca, tulisan tangan.
- Sikap santun, peduli, dan percaya diri yang menyertai pengenalan diri, serta responnya.

**CARA PENILAIAN:****Kinerja (praktik)**

Simulasi dan/atau bermain peran (*role play*) dalam melakukan pengenalan diri, serta responnya.

**Observasi:**

(penilaian yang bertujuan untuk memberikan balikan secara lebih cepat)

- Observasi terhadap tindakan siswa menggunakan bahasa Inggris untuk pengenalan diri, dan responnya, ketika muncul kesempatan di dalam dan di luar kelas.
- Observasi terhadap kesungguhan siswa dalam proses pembelajaran di setiap tahapan.
- Observasi terhadap kesantunan dan kepedulian dalam melaksanakan komunikasi di dalam dan di luar kelas.

**Penilaian diri:**

Pernyataan siswa secara tertulis dalam jurnal belajar sederhana bahasa Indonesia tentang pengalaman belajar berinteraksi dengan pengenalan diri, termasuk kemudahan dan kesulitannya.

**SUMBER BELAJAR**

- Buku Teks wajib
- Keteladanan ucapan dan tindakan guru menggunakan setiap tindakan komunikasi interpersonal/ transaksional dengan benar dan akurat
- Contoh peragaan dalam bentuk rekaman CD/VCD/ DVD/kaset
- Contoh interaksi tertulis
- Contoh teks tertulis
- Sumber dari internet, seperti:

- [www.dailyenglish.com](http://www.dailyenglish.com)
- [http://americanenglish.state.gov/files/ae/resource\\_files](http://americanenglish.state.gov/files/ae/resource_files)
- <http://learnenglish.britishcouncil.org/en/>

#### **KD 3.2 4.2 CARA KRITERIA PENILAIAN**

- Tingkat ketercapaian fungsi sosial pengenalan diri, serta responnya.
- Tingkat kelengkapan dan keruntutan struktur teks pengenalan diri, serta responnya.
- Tingkat ketepatan unsur kebahasaan: tata bahasa, kosa kata, ucapan, tekanan kata, intonasi, ejaan, tanda baca, tulisan tangan.
- Sikap santun, peduli, dan percaya diri yang menyertai pengenalan diri, serta responnya.

#### **PENILAIAN:**

##### **Kinerja (praktik)**

Simulasi dan/atau bermain peran (*role play*) dalam melakukan pengenalan diri, serta responnya.

##### **Observasi:**

(penilaian yang bertujuan untuk memberikan balikan secara lebih cepat)

- Observasi terhadap tindakan siswa menggunakan bahasa Inggris untuk pengenalan diri, dan responnya, ketika muncul kesempatan di dalam dan di luar kelas.
- Observasi terhadap kesungguhan siswa dalam proses pembelajaran di setiap tahapan.
- Observasi terhadap kesantunan dan kepedulian dalam melaksanakan komunikasi di dalam dan di luar kelas.

##### **Penilaian diri:**

Pernyataan siswa secara tertulis dalam jurnal belajar sederhana bahasa Indonesia tentang pengalaman belajar berinteraksi dengan pengenalan diri, termasuk kemudahan dan kesulitannya.

#### **SUMBER BELAJAR**

- Buku Teks wajib



- Keteladanan ucapan dan tindakan guru menggunakan setiap tindakan komunikasi interpersonal/ transaksional dengan benar dan akurat
- Contoh peragaan dalam bentuk rekaman CD/VCD/ DVD/kaset
- Contoh interaksi tertulis
- Contoh teks tertulis
- Sumber dari internet, seperti:
  - [www.dailyenglish.com](http://www.dailyenglish.com)
  - [http://americanenglish.state.gov/files/ae/resource\\_files](http://americanenglish.state.gov/files/ae/resource_files)
  - <http://learnenglish.britishcouncil.org/en/>



**APPENDIX 1  
QUESTIONNAIRE**

**A. Informasi yang di perlukan**

Data diri

Nama :

Jenis Kelamin :

Kelas :

Umur :

**B. Target yang ingin dicapai pada sistematika penyajian/ *Organization***

***materials***

*Berikan tanda centang (✓) pada setiap pilihan Anda. Jawablah dengan jujur dan sesuai keinginan Anda. Boleh lebih dari satu pilihan.*

1. Formasi belajar apa yang paling anda sukai sebelum masuk pembelajaran inti?

- Ice breaking
- Cukup dengan Berdoa
- Cerita Motivasi / Inspirasi
- Small Games
- Semuanya.

2. Pada saat proses pembelajaran *greeting and self introducing* dimulai, perlakuan apa yang anda sukai?

- Langsung mendengarkan penjelasan guru
- Langsung praktek saja

- Memilih membaca instruksi di buku
  - Menonton video terkait materi
3. Bentuk materi pelajaran apa yang anda sukai?
- Teks
  - Bergambar
  - Dialog
  - Presentasi
4. Desain buku seperti apa yang paling anda minati?
- Bergambar
  - Berwarna
  - Hitam putih
  - Dilengkapi video
5. Model desain seperti apa yang anda minati?
- Karikatur
  - Kartun
  - Gambar nyata dalam kehidupan.

**C. Target yang ingin dicapai pada sistematika Isi pelajaran/ *Content materials***

(Beri tanda centang jika perlu. Boleh lebih dari satu pilihan jawaban)

1. Apa saja hal-hal yang perlu disampaikan dalam perkenalan diri.

- Sampaikan Salam
- Sampaikan kalimat perkenalan
- Sampaikan nama, alamat, asal, hobi dan cita-cita
- Sampaikan umur, pekerjaan dan penutup
- Lainnya

\_\_\_\_\_

Lainnya \_\_\_\_\_

\_\_\_\_\_

**2. Target yang ingin dicapai pada sistematika pembelajaran/ *Learning materials***

1. Model belajar apa yang anda sukai?

- Diskusi
- Individu
- Berpasangan
- Project group

2. Apabila anda ditugaskan mengerjakan proyek dalam kelas, manakah yang anda pilih?

- Proyek secara Individu
- Proyek secara Berpasangan
- Proyek secara Berkelompok

3. Apabila Anda ditugaskan mempresentasikan materi pelajaran yang terkait, manakah yang anda pilih?
- Presentasi secara individu
  - Presentasi secara peer group
  - Presentasi secara berkelompok
4. Apakah anda suka jika pengajaran di kombinasikan dengan *game activities*?
- YA
  - TIDAK
5. Tulislah kesulitan apa saja yang terkadang anda dapatkan pada saat pembelajaran *greeting and self introducing material*?

**APPENDIX 2**  
**RUBRIC FOR EXPERT AND TEACHER**

No	Aspects	Component	Criteria	Yes	Partly	No
1.	Systematic Organization of Materials	Cover Design	The cover is attractive to the learners			
		Layout	The layout is clear for learners			
			The layout is attractive to the learners			
		Organization of Materials	The materials are organized attractively			
			The organization of material in the form of units is appropriate			
			The materials are organized in logically ordered tasks			
		Instructional objectives	The instructional objectives are clear			
			The instructional objectives are understandable			
			The instructional objectives ordered appropriately			
			The instructional objectives reflect to the topic			
2.	Systematic English Teaching	Activities	The activities are attractive			
			The activities are motivated learners			
			The activities are varied in format			
		Example	The example are clear			
			The example are understandable			
			The example are too Easy			

3.	Systematic content of English		The example are too difficult			
			The example help learners to understand the material			
		Topic/Subtopic	The topic are appropriate with the syllabus			
			The topic are relevant with the learners' need and interest			
			The topic are develop attractively			
		Content of the materials	The content of the materials is clear			
			The content of the materials is appropriate			
			The content of the materials is understandable			
			The content of the materials matches with the goals of the course			
			The content of the materials is matches the objectives of the course			
			The content of the materials is matches with the Curriculum 2013, students' needs, and interests			
			The content of the materials are well-designed			
			The content of the materials is up-to-date			
		Language	The language used is			

			appropriate with students' English proficiency			
			The language is clear			
			The language is understandable			

Adapted from Ghobrani (2011: 517-518) and Wodyatmoko (2011) cited Sukirman (2013).

Note suggestion:



TTD

---



### INSTRUMEN PENELAAHAN RENCANA PELAKSANAAN PEMBELAJARAN

Nama Sekolah : MTsN. Balang-Balang

Nama Guru / NIP : .....

Mata Pelajaran : .....

Kelas / Semester : VII / / Ganjil / Genap

Hari / Tanggal : .....

No	Komponen Rencana Pelaksanaan Pembelajaran	Hasil Penelaahan dan Skor			Catatan
		1	2	3	
A	Identitas Mata Pelajaran	Tidak ada	Kurang Lengkap	Sudah Lengkap	
1.	Terdapat: satuan pendidikan, kelas, semester, program/program keahlian, mata pelajaran atau tema pelajaran/subtema, jumlah pertemuan				
B.	Perumusan Indikator	Tidak Sesuai	Sesuai Sebagian	Sesuai Seluruhnya	
1.	Kesesuaian dengan Kompetensi Dasar				
2.	Kesesuaian penggunaan kata kerja operasional dengan kompetensi yang diukur				
3.	Kesesuaian rumusan dengan aspek pengetahuan.				
4.	Kesesuaian rumusan dengan aspek ketrampilan				
C.	Perumusan Tujuan Pembelajaran	Tidak	Sesuai	Sesuai	

		Sesuai	Sebagian	Seluruhnya
<b>1</b>	Kesesuaian dengan Indikator			
<b>2</b>	Kesesuaian perumusan dengan aspek <i>Audience, Behaviour, Condition, dan Degree</i>			
<b>D.</b>	Pemilihan Materi Ajar	Tidak Sesuai	Sesuai Sebagian	Sesuai Seluruhnya
<b>1.</b>	Kesesuaian dengan tujuan pembelajaran			
<b>2.</b>	Kesesuaian dengan karakteristik peserta didik			
<b>3</b>	Keruntutan uraian materi ajar			
<b>E.</b>	Pemilihan Sumber Belajar	Tidak Sesuai	Sesuai Sebagian	Sesuai Seluruhnya
<b>1.</b>	Kesesuaian dengan Tujuan pembelajaran			
<b>2.</b>	Kesesuaian dengan materi pembelajaran			
<b>3</b>	Kesesuaian dengan pendekatan saintifik			
<b>4.</b>	Kesesuaian dengan karakteristik peserta didik			
<b>F.</b>	Pemilihan Media Belajar	Tidak Sesuai	Sesuai Sebagian	Sesuai Seluruhnya
<b>1.</b>	Kesesuaian dengan tujuan pembelajaran			
<b>2.</b>	Kesesuaian dengan materi pembelajaran			
<b>3</b>	Kesesuaian dengan pendekatan saintifik			
<b>4.</b>	Kesesuaian dengan karakteristik peserta didik			
<b>G.</b>	Metode Pembelajaran	Tidak Sesuai	Sesuai Sebagian	Sesuai Seluruhnya
<b>1.</b>	Kesesuaian dengan tujuan pembelajaran			
<b>2.</b>	Kesesuaian dengan pendekatan saintifik			
<b>3</b>	Kesesuaian dengan karakteristik peserta didik			
<b>H.</b>	Skenario Pembelajaran	Tidak Sesuai	Sesuai Sebagian	Sesuai Seluruhnya
<b>1.</b>	Menampilkan kegiatan pendahuluan, inti, dan penutup dengan jelas			
<b>2.</b>	Kesesuaian kegiatan dengan pendekatan saintifik(mengamati, menanya, mengumpulkan informasi, mengasosiasikan informasi, mengkomunikasikan)			

3	Kesesuaian dengan metode pembelajaran			
4.	Kesesuaian kegiatan dengan sistematika/keruntutan materi			
5.	Kesesuaian alokasi waktu kegiatan pendahuluan, kegiatan inti dan kegiatan penutup dengan cakupan materi			
I.	Rancangan Penilaian Otentik	Tidak Sesuai	Sesuai Sebagian	Sesuai Seluruhnya
1	Kesesuaian bentuk, tehnik dan instrumen dengan indikator pencapaian kompetensi			
2.	Kesesuaian antara bentuk, tehnik dan instrumen Penilaian Sikap			
3.	Kesesuaian antara bentuk, tehnik dan instrumen Penilaian Pengetahuan			
4.	Kesesuaian antara bentuk, tehnik dan instrumen Penilaian Keterampilan			
<b>Jumlah skor (Skor Maksimal= 81)</b>				Nilai:

Keterangan:

1. Nilai Akhir :  $\frac{\text{Skor Perolehan}}{\text{Skor Maksimal}} \leq 100$
2. Ketercapaian:  $< \text{Sekali}$
- 70% - 85% = Baik  
55% - 69% = Cukup  
< 55% = Kurang

Masukan terhadap RPP secara umum:

UNIVERSITAS ISLAM NEGERI  
**ALAUDDIN**  
MAKASSAR

Gowa,

Kepala Sekolah,

Guru Mata Pelajaran,

Supervisor,

.....

NIP .....

.....

NIP

NIP



UNIVERSITAS ISLAM NEGERI  
**ALAUDDIN**  
M A K A S S A R

**INSTRUMEN PENGAMATAN PELAKSANAAN PEMBELAJARAN**

<b>Sekolah</b>	<b>MTsN. Balang-Balang</b>	<b>Kabupaten Gowa</b>
<b>Alamat Sekolah</b>	<b>Jln.</b>	
<b>Nama Guru</b>	<b>NIP</b>	
<b>Pangkat/Golongan</b>		
<b>Mata Pelajaran</b>	<b>/ Beban mengajar/Minggu : ..... Jam</b>	
<b>Materi Pokok</b>		
<b>Kelas / Semester</b>	<b>VII ..... VIII..... IX ..... / Ganjil - Genap)</b>	
<b>Hari/ tanggal</b>	<b>Jam pelajaran ke</b>	
<b>Sertifikasi Tahun</b>	<b>Ya / Belum*) Tahun .....</b>	
<b>Jumlah Siswa di kelas ini</b>	<b>..... orang;</b>	<b>Hadir ..... orang; Tidak Hadir ..... orang</b>

<b>Aspek yang Diamati</b>	<b>Capaian</b>	<b>Catatan</b>
<b>Kegiatan Pendahuluan</b>		
<b>Apersepsi dan Motivasi</b>	<b>4 3 2 1</b>	
<b>1 Mengaitkan materi pembelajaran sekarang dengan pengalaman peserta didik atau pembelajaran sebelumnya.</b>		
<b>2 Mengajukan pertanyaan menantang.</b>		
<b>3 Menyampaikan manfaat materi pembelajaran.</b>		
<b>4 Mendemonstrasikan sesuatu yang terkait dengan materi pokok/ tema.</b>		
<b>5 Mengecek perilaku awal (<i>entry behaviour</i>)</b>		
<b>Penyampaian Kompetensi dan Rencana Kegiatan</b>		

6	Menyampaikan kemampuan yang akan dicapai peserta didik.(Interaksi KI 3 dan KI 4 yang berimplikasi pada pengembangan KI 1 dan KI 2)
7	Menyampaikan rencana kegiatan
<b>Kegiatan Inti</b>	
<b>Penguasaan Materi Pelajaran</b>	
8	Kemampuan menyesuaikan materi dengan tujuan pembelajaran.
9	Kemampuan mengkaitkan materi dengan pengetahuan lain yang relevan, perkembangan Iptek , dan kehidupan nyata.
10	Mengelola pembahasan materi pembelajaran dan pengalaman belajar dengan tepat.
11	Menyajikan materi secara sistematis (mudah ke sulit, dari konkrit ke abstrak)
<b>Penerapan Strategi Pembelajaran yang Mendidik</b>	
12	Kegiatan pembelajaran sesuai dengan kompetensi yang akan dicapai.
13	Kegiatan pembelajaran memuat komponen <b>Pendahuluan, Inti dan Penutup</b>
14	Kegiatan pembelajaran runtut.
15	Disiplin dan suasana kelas terkelola dengan baik
16	Pembelajaran kontekstual.
17	Kegiatan pembelajaran mengembangkan sikap spritual dan sikap sosial peserta didik
18	Pembelajaran sesuai dengan alokasi waktu yang direncanakan.
<b>Penerapan Pendekatan scientific (Pendekatan berbasis keilmuan)</b>	
19	Memfasilitasi peserta didik untuk mengamati untuk menemukan masalah yang ingin diketahui.

20	Memancing/memfasilitasi peserta didik untuk merumuskan pertanyaan
21	Memfasilitasi peserta didik untuk mengumpulkan informasi/data yang relevan dengan pertanyaan yang telah dirumuskan
22	Memfasilitasi peserta didik untuk mengolah/menganalisis informasi untuk membuat kesimpulan.
23	Memfasilitasi peserta didik mengomunikasikan pengetahuan yang diperolehnya
<b>Penerapan Pembelajaran Terpadu mata pelajaran IPA/ IPS</b>	
24	Bahan ajar menyajikan KD melalui tema yang mengintegrasikan ilmu-ilmu alam (biologi, fisika, kimia) atau ilmu-ilmu sosial (geografi ekonomi, sosiologi, sejarah).
25	Pembelajaran IPA/IPS secara terpadu disajikan oleh satu orang guru.
26	Kegiatan pembelajaran melibatkan projek tematik IPA/IPS.
27	Tema-tema yang mengintegrasikan ilmu-ilmu IPA atau IPS sesuai perkembangan peserta didik
<b>Pemanfaatan Sumber Belajar/Media dalam Pembelajaran</b>	
28	Menunjukkan keterampilan dalam penggunaan sumber belajar pembelajaran.
29	Menunjukkan keterampilan dalam menggunakan media pembelajaran yang bervariasi.
30	Menghasilkan pesan yang menarik melalui penggunaan media pembelajaran.
31	Melibatkan peserta didik dalam pemanfaatan sumber belajar pembelajaran.
32	Melibatkan peserta didik dalam pemanfaatan media pembelajaran.
<b>Pelibatan Peserta Didik dalam Pembelajaran</b>	
33	Menumbuhkan partisipasi aktif peserta didik (mental, fisik, dan sosial) melalui interaksi guru, peserta didik, sumber belajar.

34	Merespon positif partisipasi peserta didik.
35	Menunjukkan sikap terbuka terhadap respons peserta didik.
36	Menunjukkan hubungan antar pribadi yang kondusif.
37	Menumbuhkan keceriaan atau antusiasme peserta didik dalam belajar.
<b>Penggunaan Bahasa yang Benar dan Tepat dalam Pembelajaran</b>	
38	Menggunakan bahasa lisan secara jelas dan lancar.
39	Menggunakan bahasa tulis yang baik dan benar.
<b>Kegiatan Penutup</b>	
<b>Penutup pembelajaran</b>	
40	Melakukan refleksi dan atau membuat rangkuman dengan melibatkan peserta didik.
41	Memberikan tes lisan atau tulisan .
42	Mengumpulkan hasil kerja sebagai bahan portofolio.
43	Melaksanakan tindak lanjut dengan memberikan arahan kegiatan berikutnya dan tugas pengayaan dan atau remedy
<b>Total Nilai Guru Sasaran= Skor perolehan : Skor Maksimal x 100</b>	
<b>Total Nilai Guru Sasaran IPA dan IPS : 43 X 4 = 172 (Skor Maksimal)</b>	
<b>Total Nilai Guru Sasaran selain Guru IPA dan IPS: 39X4 = 156 (Skor Maksimal)</b>	
<b>Kategori Nilai Kinerja Guru : SB= 86 – 100; B= 71 – 85; C= 55 – 70; K= &lt; 55</b>	



**Kesimpulan**

.....

.....

.....

.....

.....

.....

.....

**Rekomendasi**

.....

.....

.....

.....

.....

.....

.....



UNIVERSITAS ISLAM NEGERI  
**ALAUDDIN**  
MAKASSAR

**Mengetahui**  
**Pengawas Bina,**

.....  
**Guru Mata Pelajaran, Pengamat,**



.....  
**NIP**

.....  
**NIP**

UNIVERSITAS ISLAM NEGERI  
**ALAUDDIN**  
M A K A S S A R



**PEMERINTAH KABUPATEN GOWA**  
**DINAS PENDIDIKAN, OLAH RAGA, DAN PEMUDA**

**SMP .....**

Alamat: .....

---

**REFLEKSI HASIL SUPERVISI AKADEMIK**

Nama Sekolah : SMP .....

Nama Guru / NIP : .....

Mata Pelajaran : .....


Kelas / Semester : VII / VIII / Ganjil / Genap

Kompetensi Dasar : .....

Hari/Tanggal Supervisi : .....




No	Komponen Pengamatan	Masalah Yang Ditemu	Fakto Penyebab	Prioritas Perbaikan	Umpan Balik Kepada Guru
1	Perencanaan (RPP)				
2	Pelaksanaan Pembelajaran				
3	Penilaian: A. Penget. B. Keteram. C. Sikap				



.....,

**Mengetahui**  
**Pengawas Bina,**

**Guru Mata Pelajaran, Supervisor,**



.....

**NIP**

.....

**NIP**

**NIP**

UNIVERSITAS ISLAM NEGERI  
**ALAUDDIN**  
M A K A S S A R

### ANALISIS BAHAN AJAR SISWA

No	Aspek yang Dianalisis	Deskripsi	Halaman	Tindak Lanjut dari Hasil Analisis
1.	Kesesuaian isi buku dengan cakupan KD			
	a. Isi bahan ajar menggambarkan kesesuaian dengan cakupan KD dari KI-1 dan KI-2.			
	b. Isi bahan ajar menggambarkan kesesuaian dengan cakupan KD dari KI-3.			
	c. Isi bahan ajar menggambarkan kesesuaian dengan cakupan KD dari KI-4.			
	d. Isi bahan ajar menggambarkan kecukupan penumbuhkembangan KD dari KI-1 dan KI-2.			
	e. Isi tiap bahan ajar menggambarkan kecukupan Indikator Pencapaian KD dari KI-3.			
	f. Isi bahan ajar			

	menggambarkan kesesuaian dengan kecukupan Indikator Pencapaian KD dari KI-4.			
2.	Keluasan, kedalaman, kekinian, dan keakuratan materi pembelajaran dalam tiap bab Buku Siswa.			
	a. Isi bahan ajar menggambarkan kesesuaian, keluasan, dan kedalaman materi dengan cakupan KD dari KI-1, KI-2, KI-3, dan KI-4.			
	b. Isi bahan ajar menggambarkan kesesuaian materi dengan konteks saat ini (kekinian).			
	c. Isi bahan ajar menggambarkan keakuratan/kebenaran konsep.			
3.	Menunjukkan contoh materi pembelajaran (pengetahuan faktual, konseptual, dan prosedural) dalam tiap bab Buku Siswa.			
	a. Isi bahan ajar menggambarkan contoh materi pengetahuan			

	faktual.			
	b. Isi bahan ajar menggambarkan contoh materi pengetahuan konseptual.			
	c. Isi bahan ajar menggambarkan contoh paparan materi pengetahuan procedural.			
4.	Kelayakan kegiatan pembelajaran dalam tiap bab Buku Siswa.			
	a. Isi bahan ajar menggambarkan langkah-langkah pencapaian KD dari KI-3 dan KI-4.			
	b. Isi bahan ajar menggambarkan langkah kegiatan penggunaan salah satu model pembelajaran <i>discovery learning</i> , <i>project-based learning</i> , <i>problem-based learning</i> , <i>inquiry learning</i> , <i>genre-based learning</i> .			
5.	Kelayakan penilaian dalam tiap bab Buku Siswa.			



	a. Isi tiap bahan ajar menggambarkan penumbuhkembangan aspek sikap.			
	b. Isi bahan ajar menggambarkan adanya penilaian aspek pengetahuan.			
	c. Isi bahan ajar menggambarkan penumbuhkembangan aspek keterampilan.			



**H. JEMMA, S.Pd., M.Pd.**

**NIP. 19691231 199403 1 058**

## INSTRUMEN PENGAMATAN PEMBELAJARAN

Nama Sekolah :  
 Nama Guru / NIP : ..... / .....  
 Mata Pelajaran : ..... Jumlah Jam/Minggu : .....  
 Kelas / Semester : VII .... / Ganjil  
 Hari / tanggal : ..... Jam pelajaran ke .....  
 Tema : .....  
 Jumlah Siswa di kelas ini ..... orang; Hadir ..... orang; Tidak Hadir ..... orang.

Aspek yang Diamati		Ya	Tidak	Catatan
<b>Kegiatan Pendahuluan</b>				
<b>Apersepsi dan Motivasi</b>				
1	Mengaitkan materi pembelajaran sekarang dengan pengalaman peserta didik atau pembelajaran sebelumnya.			
2	Mengajukan pertanyaan menantang.			
3	Menyampaikan manfaat materi pembelajaran.			
4	Mendemonstrasikan sesuatu yang terkait dengan tema.			
Jumlah Pernyataan “ya” untuk penilaian indikator kinerja				
Nilai Indikator Kinerja Guru = $\frac{\text{(total pernyataan ya)}}{\text{(total indikator kinerja)}} \times 100\%$ ; $[(0 \leq x \leq 25\%) = 1; (25\% < x \leq 50\%) = 2; (50\% < x \leq 75\%) = 3; (75\% < x \leq 100\%) = 4]$				
<b>Penyampaian Kompetensi dan Rencana Kegiatan</b>				
1	Menyampaikan kemampuan yang akan dicapai peserta didik.			
2	Menyampaikan rencana kegiatan misalnya, individual, kerja kelompok, dan melakukan observasi.			
Jumlah Pernyataan “ya” untuk penilaian indikator kinerja				
Nilai Indikator Kinerja Guru = $\frac{\text{(total pernyataan ya)}}{\text{(total indikator kinerja)}} \times 100\%$ ; $[(0 \leq x \leq 25\%) = 1; (25\% < x \leq 50\%) = 2; (50\% < x \leq 75\%) = 3; (75\% < x \leq 100\%) = 4]$				

Kegiatan Inti			
<b>Penguasaan Materi Pelajaran</b>			
1	Kemampuan menyesuaikan materi dengan tujuan pembelajaran.		
2	Kemampuan mengkaitkan materi dengan pengetahuan lain yang relevan, perkembangan Iptek , dan kehidupan nyata.		
3	Menyajikan pembahasan materi pembelajaran dengan tepat.		
4	Menyajikan materi secara sistematis (mudah ke sulit, dari konkrit ke abstrak)		
	Jumlah Pernyataan “ya” untuk penilaian indikator kinerja		
	Nilai Indikator Kinerja Guru = $\frac{\text{total pernyataan ya}}{\text{total indikator kinerja}} \times 100\%$ ; $[(0 \leq x \leq 25\%) = 1; (25\% < x \leq 50\%) = 2; (50\% < x \leq 75\%) = 3; (75\% < x \leq 100\%) = 4]$		
<b>Penerapan Strategi Pembelajaran yang Mendidik</b>			
1	Melaksanakan pembelajaran sesuai dengan kompetensi yang akan dicapai.		
2	Memfasilitasi kegiatan yang memuat komponen Eksplorasi, Elaborasi dan Konfirm		
3	Melaksanakan pembelajaran secara runtut.		
4	Menguasai kelas.		
5	Melaksanakan pembelajaran yang bersifat kontekstual.		
6	Melaksanakan pembelajaran yang memungkinkan tumbuhnya kebiasaan positif ( <i>nurturant effect</i> )		
7	Melaksanakan pembelajaran sesuai dengan alokasi waktu yang direncanakan.		
	Jumlah Pernyataan “ya” untuk penilaian indikator kinerja		
	Nilai Indikator Kinerja Guru = $\frac{\text{total pernyataan ya}}{\text{total indikator kinerja}} \times 100\%$ ; $[(0 \leq x \leq 25\%) = 1; (25\% < x \leq 50\%) = 2; (50\% < x \leq 75\%) = 3; (75\% < x \leq 100\%) = 4]$		
<b>Penerapan Pendekatan <i>scientific</i></b>			
1	Memberikan pertanyaan mengapa dan bagaimana.		
2	Memancing peserta didik untuk bertanya.		
3	Memfasilitasi peserta didik untuk mencoba.		
4	Memfasilitasi peserta didik untuk mengamati.		
5	Memfasilitasi peserta didik untuk menganalisis.		
6	Memberikan pertanyaan peserta didik untuk menalar (proses berpikir yang logis dan sistematis).		

7	Menyajikan kegiatan peserta didik untuk berkomunikasi.			
	Jumlah Pernyataan “ya” untuk penilaian indikator kinerja			
	Nilai Indikator Kinerja Guru = $\{(total\ pernyataan\ ya)/(total\ indikator\ kinerja)\} \times 100\%$ ; [(0≤x≤25%) = 1; (25% < x ≤ 50%) = 2 ; (50% < x ≤ 75%) = 3; (75% < x ≤ 100%) = 4]			
<b>Penerapan Pembelajaran Tematik Terpadu Khusus (IPA/IPS)</b>				
1	Menyajikan pembelajaran sesuai tema.			
2	Menyajikan pembelajaran dengan memadukan berbagai mata pelajaran dalam satu PBM meliputi Pendidikan Agama dan Budi Pekerti, PPKn, Bahasa Indonesia, Matematika, Seni Budaya dan Prakarya, serta Penjasorkes.			
3	Menyajikan pembelajaran yang memuat komponen karakteristik terpadu.			
4	Menyajikan pembelajaran yang bernuansa aktif dan menyenangkan			
	Jumlah Pernyataan “ya” untuk penilaian indikator kinerja			
	Nilai Indikator Kinerja Guru = $\{(total\ pernyataan\ ya)/(total\ indikator\ kinerja)\} \times 100\%$ ; [(0≤x≤25%) = 1; (25% < x ≤ 50%) = 2 ; (50% < x ≤ 75%) = 3; (75% < x ≤ 100%) = 4]			
<b>Pemanfaatan Sumber Belajar/Media dalam Pembelajaran</b>				
1	Menunjukkan keterampilan dalam penggunaan sumber belajar pembelajaran.			
2	Menunjukkan keterampilan dalam menggunakan media pembelajaran.			
3	Menghasilkan pesan yang menarik.			
4	Melibatkan peserta didik dalam pemanfaatan sumber belajar pembelajaran.			
5	Melibatkan peserta didik dalam pemanfaatan media pembelajaran.			
	Jumlah Pernyataan “ya” untuk penilaian indikator kinerja			
	Nilai Indikator Kinerja Guru = $\{(total\ pernyataan\ ya)/(total\ indikator\ kinerja)\} \times 100\%$ ; [(0≤x≤25%) = 1; (25% < x ≤ 50%) = 2 ; (50% < x ≤ 75%) = 3; (75% < x ≤ 100%) = 4]			
<b>Pelibatan Peserta Didik dalam Pembelajaran</b>				
1	Menumbuhkan partisipasi aktif peserta didik melalui interaksi guru, peserta didik, sumber belajar.			
2	Merespon positif partisipasi peserta didik.			
3	Menunjukkan sikap terbuka terhadap respons peserta didik.			
4	Menunjukkan hubungan antar pribadi yang kondusif.			
5	Menumbuhkan keceriaan atau antusiasme peserta didik dalam belajar.			

	<b>Jumlah Pernyataan “ya” untuk penilaian indikator kinerja</b>			
	Nilai Indikator Kinerja Guru = $\{(total\ pernyataan\ ya)/(total\ indikator\ kinerja)\} \times 100\%$ ; [(0≤x≤25%) = 1; (25% < x ≤ 50%) = 2 ; (50% < x ≤ 75%) = 3; (75% < x ≤ 100%) = 4]			
<b>Penggunaan Bahasa yang Benar dan Tepat dalam Pembelajaran</b>				
<b>1</b>	Menggunakan bahasa lisan secara jelas dan lancar.			
<b>2</b>	Menggunakan bahasa tulis yang baik dan benar.			
	<b>Jumlah Pernyataan “ya” untuk penilaian indikator kinerja</b>			
	Nilai Indikator Kinerja Guru = $\{(total\ pernyataan\ ya)/(total\ indikator\ kinerja)\} \times 100\%$ ; [(0≤x≤25%) = 1; (25% < x ≤ 50%) = 2 ; (50% < x ≤ 75%) = 3; (75% < x ≤ 100%) = 4]			
<b>Kegiatan Penutup</b>				
<b>Penutup pembelajaran</b>				
<b>1</b>	Melakukan refleksi atau membuat rangkuman dengan melibatkan peserta didik.			
<b>2</b>	Memberikan tes lisan atau tulisan .			
<b>3</b>	Mengumpulkan hasil kerja sebagai bahan portofolio.			
<b>4</b>	Melaksanakan tindak lanjut dengan memberikan arahan kegiatan berikutnya dan tugas pengayaan.			
	<b>Jumlah Pernyataan “ya” untuk penilaian indikator kinerja</b>			
	Nilai Indikator Kinerja Guru = $\{(total\ pernyataan\ ya)/(total\ indikator\ kinerja)\} \times 100\%$ ; [(0≤x≤25%) = 1; (25% < x ≤ 50%) = 2 ; (50% < x ≤ 75%) = 3; (75% < x ≤ 100%) = 4]			
<b>Total Nilai Kinerja Guru</b>				
<b>Konversi Total Nilai Kinerja Guru ke Skala 100</b>				
<b>Kategori Nilai Kinerja Guru</b>				

Kepala Sekolah,

Guru Mata Pelajaran

Pengamat,

.....

NIP

.....

NIP

.....

**Komentar terhadap Pelaksanaan Pembelajaran secara umum**



UNIVERSITAS ISLAM NEGERI  
**ALAUDDIN**  
M A K A S S A R

# How are you?

I'm fine, thank you. How about you?



In this chapter, students will learn about Greeting and Self Introducing Materials

# How's everything?

## Meeting 1

### LISTENING



#### Observing

Activity 1 : Read the lyrics and listen to your teacher singing.

Let's sing a song!



#### Greeting

A : Good morning and how are you?

B : I'm fine, thank you and how about you?

A : I'm fine, thank you so much.

B : Oh my smart, you're welcome too.

A : I'm glad to meet you here.

B : Oh! Yes my dear the same to you.

A : Do you know? I miss you so much!

B : Oh! My deep heart and I do too.

A : It's time to say goodbye.

B : Goodbye, goodbye and see you again.



**Activity 2 :**Read the table dialogues and listen to your teacher explanation

**Attention please!**

**Activity 3 :**Listen and repeat.



Greetings	Responses
Hello!	Hello!
Hi!	Hi!
Good morning!	Good morning!
Good afternoon!	Good afternoon!
Good day!	Good day!
Good evening!	Good evening!
How are you!	I'm fine, thank you.
How are you getting along?	Just fine, thanks.
How's everything?	Pretty good, thanks.
How's life?	It's going quite well,
How have you been?	thanks.
	I've been very well,
	thanks.

### Dialogue 1-1: **Formal Greetings**



Figure 1. [www.google.com/search](http://www.google.com/search)

**JAMES** : **Good morning**, Professor Austin, how are you doing?

**PROFESSOR AUSTIN** : Good morning, James. I am doing well. And you?

**JAMES** : I'm great, thank you. This is my friend Emma. She is thinking about applying to this college. She has a few questions. Would you mind telling us about the process, please?

**PROFESSOR AUSTIN** : Hello, Emma! It's a pleasure to meet you. I'm more than happy to speak with you. Please stop by my office next week.

**EMMA** : Thank you so much for helping us.

**PROFESSOR AUSTIN** : Hopefully, I will be able to answer your questions!

## Dialogue 1-2: Informal Greetings



Figure 2. [www.google.com/search](http://www.google.com/search)

**JANE** : **Hi**, Helen! **How's it going?**

**HELEN** : **Fine, thanks — and you?**

**JANE** : Just fine .**Where are you off to?**

**HELEN** : **To the library.** I've got a history exam next week and need to start studying. Ugh.

**JANE** : **Oh, no.** Well, I'll see you later then. Good luck!

**HELEN** : Thanks. **See you later.**

## **SPEAKING**

### **Questioning**

(The Students ask to the teacher about Greeting Expressions related the topic.)

## **WRITING**

### **Collecting Information**

**Activity 4** : Re-tell some expressions.

**Activity 5** : The students re-write some Greeting Expressions that they found based on the dialogues.

## **WRITING**

### **Associating**

**Activity 6** : Find your partner and complete the dialog below!

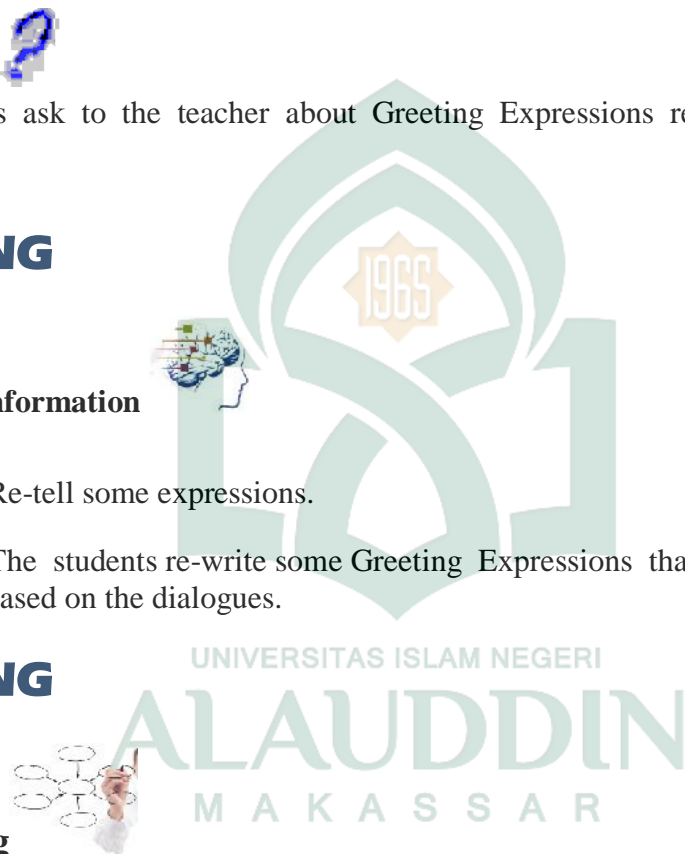
1. Ali : Good morning Farah. How is life?

Farah : Morning Ali! .....

2. Fira : Well, I must leave now. Good bye Ida!

Ida : .....

3. Yosi : How is everything with you Linda?



Linda : .....

4. Siska : Al right Fadhil, see you tomorrow?

Fadhil : .....

5. Amat : I must sleep now. Good night Mom!


Mother : .....

## **SPEAKING**



### **Communicating**

**Activity 7** :The students present their completed dialogue.



# Goodbye!

## Meeting 2

### LISTENING

#### Observing



**Activity 1** :Listen to your teacher explanation about Leaving -Taking Expressions.

Leaving-Taking Expressions	Meaning
Goodbye	Selamat tinggal, selamat jalan
Good night	Selamat tidur (di waktumalam)
See you tomorrow	Sampai jumpa besok
See you again next week	Sampai ketemu lagi minggu depan
See you later	Sampai ketemu nanti
So long	Ayo, mari

**Activity 2** :Listen and repeat.

**Repeat after  
me, please!**



**Activity 3 :** Re-tell about some greeting expressions.

## **SPEAKING**

### **Questioning**

(The Students ask to the teacher about Greeting Expressions related the topic.)

## **WRITING**

### **Collecting Information**

**Activity 4 :** Re-write some Greeting Expressions that they found based on the dialogues.

### **Associating**

**Activity 5 :** Find your partner and identify the expression.

**Activity 6 :** Fill the blank to complete the dialogue below!

**Find out the expression and fill the best answer in every single blank!**



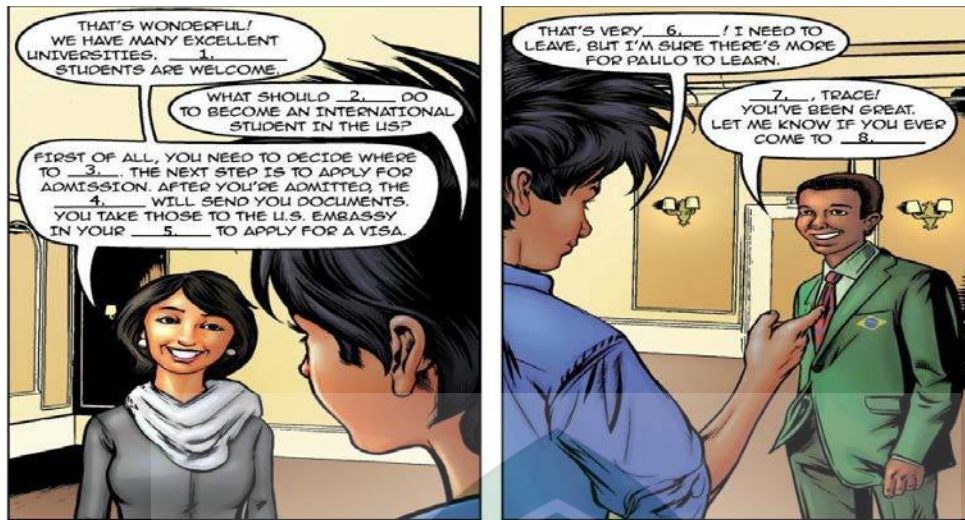


Figure 3. [www.google.com/search](http://www.google.com/search)

Internation	University	Country	Paulo
Bye	Brazil	Study	Helpful

**Activity 7 :** The students work in pair and make a simple conversation about Leaving-Taking Expressions.

## SPEAKING



Communicating

UNIVERSITAS ISLAM NEGERI

ALAUDDIN

MAKASSAR

**Activity 8 :** The students present their conversation together with their partner.

## Meeting 3

# Thank!



### Observing

**Activity 1** :Listen the teacher explanation about Thanking Expressions..

**Attention, please...**



#### Thanking Expressions

#### Meaning

Thank You	Terima kasih
Thanks	Terima kasih
Thank you very much	Terima kasih banyak
Thank you so much	Terima kasih banyak
Thanks a lot	Banyak terima kasih
Thanks for coming	Terima kasih atas kedatangan anda
That's very kind of you	Anda baik sekali
I'm much obliged to you	Saya sangat berterang budi pada anda
I'm very grateful to you	Saya sangat berterima kasih pada anda

#### Responses to Thanks

#### Meaning

You are welcome	Terima kasih kembali
That's alright	Baiklah
Don't mention it	Jangan katakan itu



Never mind

Tidak mengapa

Don't think about it

Jangan pikirkan itu


It's nothing

Itu bukan apa-apa


Don't thank me

Jangan berterima kasih kepada kami

**Activity 2** : Listen and repeat.



**That's a great question,  
Subhan! Thank you.**



**Sure? That's alright.  
You're welcome**

## **SPEAKING**

**Activity 3** :Read and re-tell.



**That's very kind of  
you!**



**It's nothing**



**I'm much obliged to you**



**Don't mention it!**

UNIVERSITAS ISLAM NEGERI

ALAUDDIN  
MAKASSAR

## Questioning



(The Students ask to the teacher about Thanking Expressions related the topic.)

## WRITING

### Collecting Information



**Activity 4 :** The students re-write some Thanking Expressions that you will use in dialogue practicing.

## SPEAKING

### Associating



**Activity 5 :** The students identify the expression , work in pair and fill in the blank based on the answer choices to complete the dialogue below!

### Communicating

**Activity 6 :** The students present their best answers together with their partner.

## Meeting 4

UNIVERSITAS ISLAM NEGERI

ALAUDDIN


MAKASSAR

### Observing

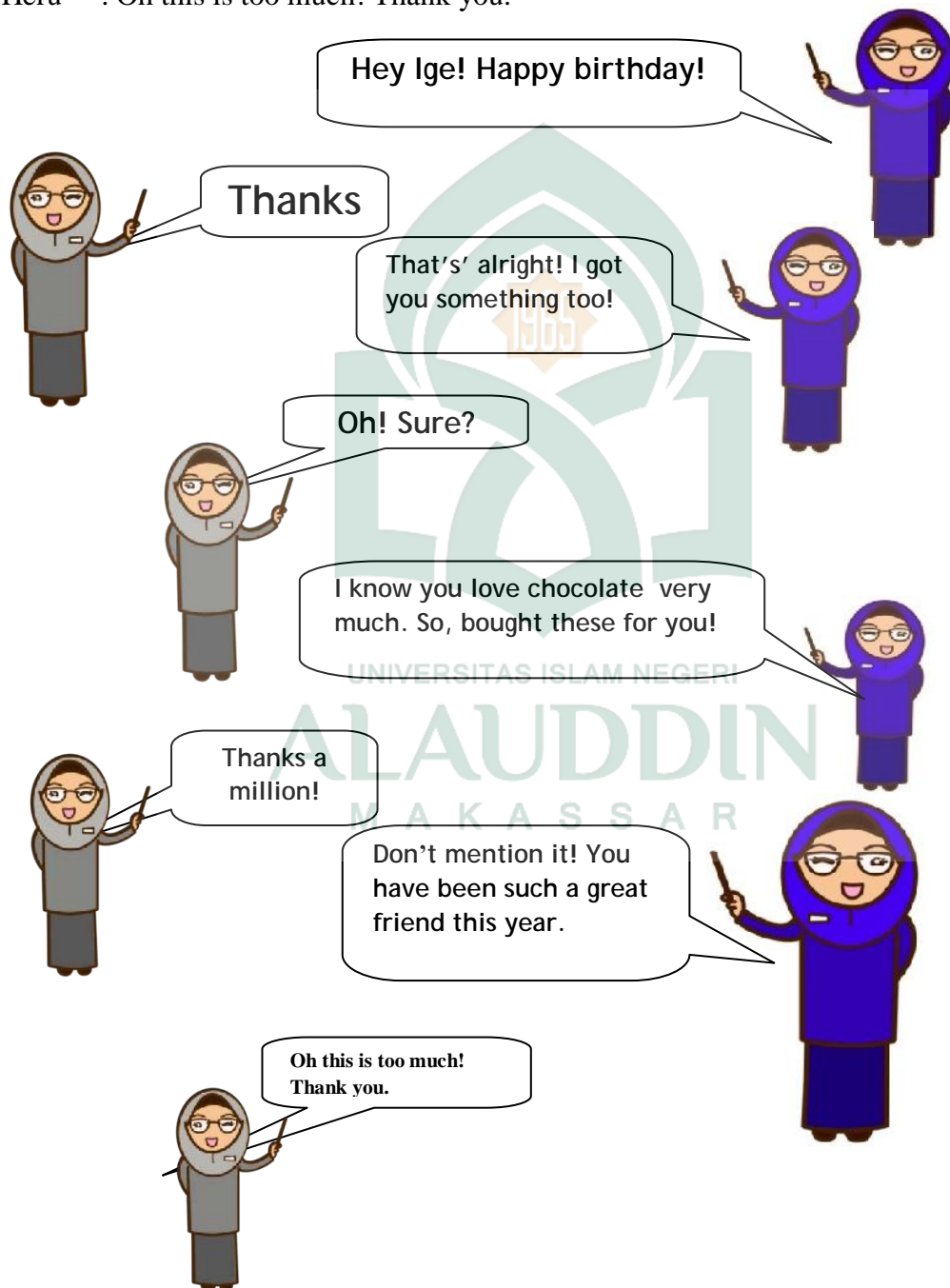


**Activity 1 :** The teacher pretend like two people who demonstrate an example of Thanking-Dialogue.

**Attention please! I will demonstrate you an example of Thanking dialogue!**



Suci : Hey Ige! Happy birthday!  
Ige : Thanks!  
Suci : That's alright! I got you something too!  
Ige : Oh! Sure?  
Suci : I know you love chocolate very much. So, I bought these for you.  
Ige : Thanks a million!  
Suci : Don't mention it! You have been such a great friend this year.  
Heru : Oh this is too much! Thank you.



**Activity 2 :**The Students re-tell about Thanking Expressions.

**Questioning**

(The Students ask to the teacher about Thanking Expressions related the topic.)

**Collecting Information**

**Activity 3 :** The students re-tell some Thanking Expressions that they found based on the dialogues.

**WRITING**

**Associating**

**Activity 4 :** The students work in pair and identify some suitable expressions to complete the dialog below!

**Dialogue 1**

**A** : It's so hot here.

**B** : That's right, I feel so sultry. It's because the Air Conditioner is being repaired. it's broken.

**A** : Do you have a fan or something else to cool down.

**B** : Okay wait. Here it is. I hope it will be better.

**A** : .....

**B** : Not at all.



too hot



UNIVERSITAS ISLAM NEGERI  
ALAUDDIN  
M A K A S S A R

**Dialogue 2**

- C** : What can I do for you sir?
- D** : I am looking for a pen with thick black ink.
- C** : oh, we have some kind of pens you mean. Wait a minute, I'll take them for you.
- D** : .....
- C**: It's my pleasure sir.



**Communicating**



**Activity 5** :The students present their completed dialogue.

**LISTENING**

**Meeting 5**

**Observing**



**Activity 1** : Listen to the teacher explanation about Apologizing Expressions.

**Attention please!**



**Activity 2** :The Students follow the teacher pronounces about Apologizing Expressions.

Apologizing	Responses
<b>I'm sorry</b>	It doesn't matter
<b>I'm very sorry</b>	Certainly
<b>I'm terribly sorry</b>	Never mind
<b>Forgive me</b>	Don't worry about it
<b>Pardon me</b>	That's all right
<b>I apologize to you</b>	It isn't your fault
<b>I beg your pardon</b>	Of course
<b>It was my fault</b>	Don't mention it
<b>Excuse me</b>	Oh it's nothing

## **SPEAKING**

### **Questioning**

(The Students ask to the teacher about Apologizing Expressions related the topic.)

### **Collecting Information**

**Activity 3 :** The Students re-tell about Apologizing Expressions.

## **Reading**

### **Associating**

**Activity 4 :** The students work in pair and identify some apologizing based on comic conversation!

## Writing

Activity 5 : The students complete the dialog below!



**Find out the expression and fill the best answer in every single blank!**



Plastic

Bag

Ugly

Fish

Reusable

Looking

Nicer

River

S



## Communicating

Activity 6 :The students present their completed dialogue.

# What's your name?

## Meeting 6

### Listening



Observing


Activity 1 : Listen to your teacher explanation about Self Introduction!



Attention please!

### SPEAKING

Activity 2 : Listen and repeat the teacher pronounces about Self Introduction.



What's your name?



My name is Ige.

How old are you?

I'm twelve years old.



## Questioning



(The Students ask to the teacher about Self Introduction related the topic.)

## WRITING



### Collecting Information

**Activity 3** : Listen and practice!

#### Dialog A

Ige : What's your name?

Ica : My name is Aisyah.  
just call

But, just call me Ica.

Ige : How old are you?

Ica : I'm twelve years old.  
We're twins.

#### Dialog C

Adnan : What's her name?

Pricil : Her name is Mulya. But, I

Her Mumu. She is my sister.

Adnan : How old is she?

Pricil : She's twelve years old.

#### Dialog B

Udin : What's your name?

Ati : My name is Hariati.  
call

My friends call me Ati.

Udin : How old are you?

Ati : I'm eleven years old.  
We're twins.

#### Dialog D

Aliyah : What's her name?

Ali : His name is Surya. But, I just

You can call him Uya.

Aliyah : How old is He?

Ali : He's twelve years old.

## SPEAKING



### Associating

**Activity 4** : Complete and practice!

**A** : ..... **A** : What's your name?

**B** : My name's Ridwan.  
..... **B** : .....

**A** : ..... **A** : How old are you?

**B** : I'm twelve years old.  
..... **B** :

**Activity 5** : Create dialogue!



**Communicating**

**Activity 6** :The students present their completed dialogue.

## Meeting 7



### Observing

**Activity 1** : Read, listen to your teacher.

**Activity 2** : Memorize Q and A!



## Question and Answer Game

### Questions :

1. What is your name?
2. How old are you?
3. What is your religion?
4. What is your hobby?
5. What is your idea?
6. What is your favorite food?
7. What is your mothers' name?
8. What is your fathers' name?
9. What is your fathers' job?
10. What is your mothers' job?
11. Who is your English teacher?
12. what is your favourite color?
13. Who is your best friend?
14. Where do you live ?
15. Where do you study?

### Answers :

1. My name is (.....)
2. I'm twelve years old.
3. I'm moslem
4. My hobby is (.....)
5. My idea is teacher
6. My favourite food is (.....)
7. My mothers' name is (.....)
8. My fathers' name is (.....)
9. My fathers' job is (.....)
10. My mothers' job is (.....)
11. My English Teacher is (.....)
12. My favourite color is (.....)
13. My Best friend is (.....)
14. I live in (.....)
15. I study in (.....)

## Questioning

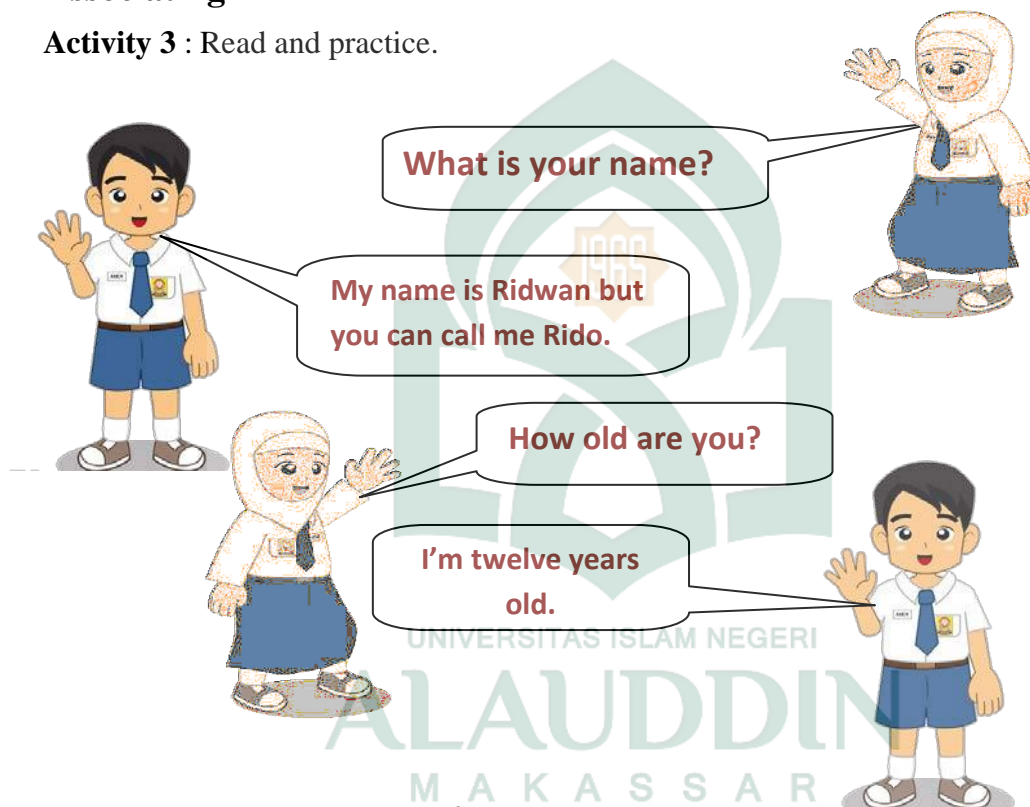
(The Students ask to the teacher related the topic.

## SPEAKING



### Associating

**Activity 3** : Read and practice.



### Activity 4 : **Play game!**

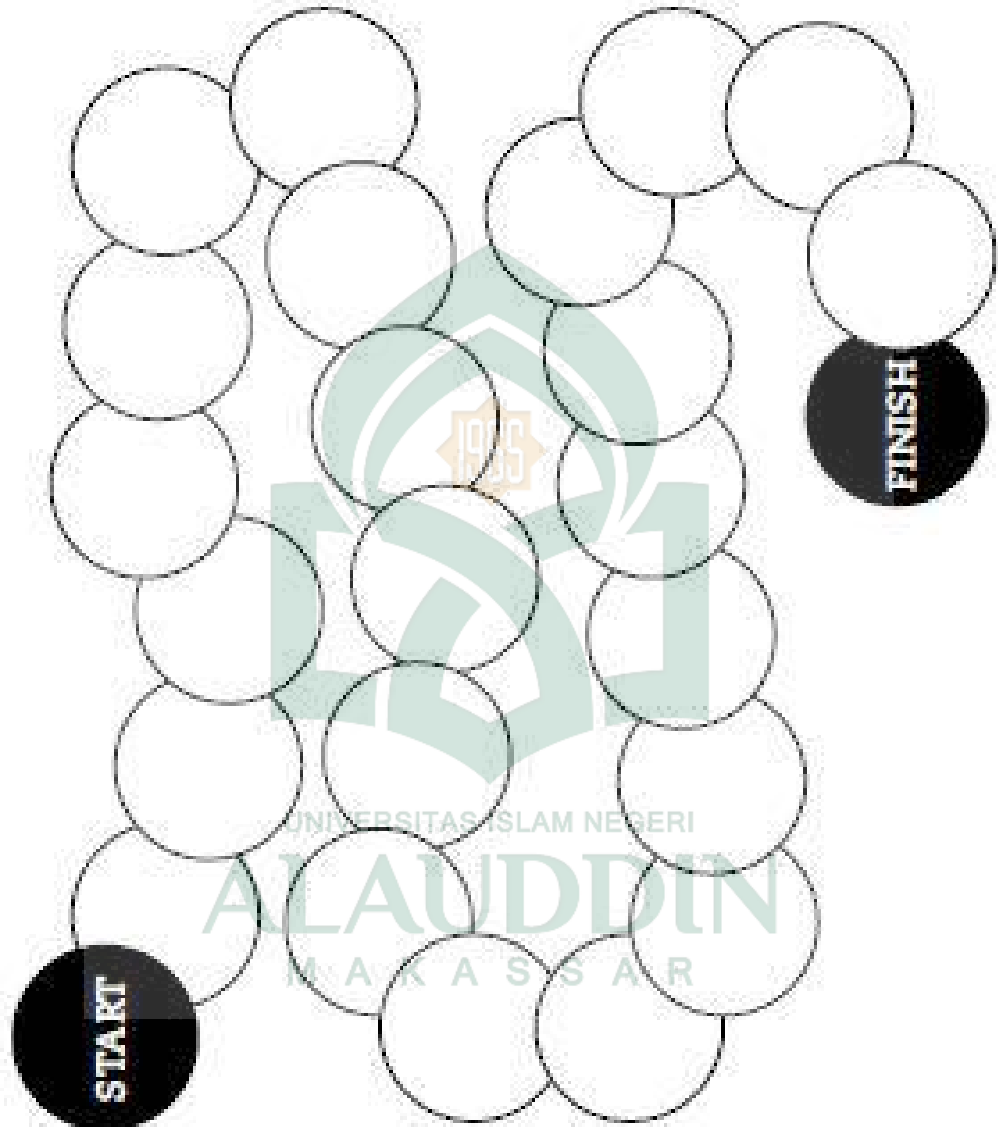
#### Instructions :

- Find your partner and start to ask her/ him with random questions. Then, directly she/her answer it.
- Next, she/ he gives you question and you answer it back
- Continue the game with Q an A.

#### Notes :

1. If you ask and directly she answer, both of you move to the next circle.
2. If you don't have question/ you do not remember Question again, your partner may move.
3. Then, when you stop to ask before finish, your partner may ask you back.
4. But, if your partner ask you twice and you cannot answer, the game is over.

# Question and Answer Game



# Meeting 8



## Observing

Activity 1 : Read and answer.

I WANT TO TELL YOU  
ABOUT SOME OF MY  
CLASSMATES

Activity 2 :The Students re-tell the letter.

REMEMBER!

- Raidahh from Bulukumba. There are two beaches in her hometown ; Bara and Apparalang
- She has a friend, named Rido. He is from Makassar.



## Communicating

Activity 6 :Create a dialog.

.....  
.....  
.....  
.....

.....  
.....  
.....  
.....