


**IMPLEMENTATION OF CONCEPT MAPPING ON
REFLECTIVE/IMPULSIVE STUDENTS' READING SKILL AT ENGLISH
AND LITERATURE DEPARTMENT OF ISLAMIC STATE UNIVERSITY OF
ALAUDDIN MAKASSAR**



A Thesis

*Submitted in Partial Fulfillment of the Requirements for the Degree of Sarjana
Humaniora (S.Hum) in English and Literature Department of the Faculty of Adab
and Humanities of Islamic State University (UIN) of Alauddin Makassar*

By:

SATRIANI

40300112033

**ENGLISH LITERATURE DEPARTMENT
ADAB AND HUMANITIES FACULTY
ISLAMIC STATE UNIVERSITY OF ALAUDDIN MAKASSAR
2016**

PERNYATAAN KEASLIAN SKRIPSI

Dengan penuh kesadaran, penulis yang bertanda tangan di bawah ini menyatakan bahwa skripsi ini benar-benar adalah hasil karya penulis sendiri, dan jika dikemudian hari terbukti merupakan duplikat, tiruan, plagiat, atau dibuat oleh orang lain secara keseluruhan ataupun sebagian, maka skripsi ini dan gelar yang diperoleh batal demi hukum.

Samata-Gowa, 26 Agustus 2016

Penulis,



Satriani
40300112033

UNIVERSITAS ISLAM NEGERI
ALAUDDIN
M A K A S S A R


PERSETUJUAN PEMBIMBING

Pembimbing penulisan skripsi: Satriani, NIM: 40300112033, Mahasiswi jurusan Bahasa dan Sastra Inggris pada Fakultas Adab dan Humaniora UIN Alauddin Makassar, setelah dengan seksama meneliti dan mengoreksi skripsi yang berjudul "Implementation of Concept Mapping on Reflective/Impulsive Students' Reading Skill at English and Literature Department of Islamic State University of Alauddin Makassar" memandang bahwa skripsi tersebut memenuhi syarat-syarat ilmiah dan dapat disetujui untuk dapat diajukan pada Sidang Munaqasyah.

Demikian persetujuan ini diberikan untuk dipergunakan dan diproses lebih lanjut.

Samata-Gowa, 26 Agustus 2016

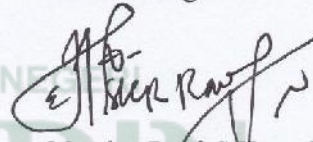
Pembimbing I



Serliah Nur, S.Pd., M.Hum., M.Ed.

NIP. 19730905 200501 2 003

Pembimbing II



Masykur Rauf, S.Hum., M.Pd.


NIP. 19870704 2015021 7 001

APPROVAL SHEET

Name : Satriani
Reg. Number : 40300112033
Majority : English and Literature Department
Faculty : Adab and Humanities Faculty
Title : **Implementation of Concept Mapping on Reflective/Impulsive Students' Reading Skill At English and Literature Department of State Islamic University of Alauddin Makassar**

Samata-Gowa, August 26th 2016

The Researcher,




Satriani

Reg. No. 40300112033

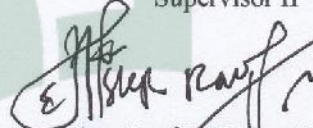
Supervised by:

Supervisor I



Serliah Nur, S.Pd., M.Hum., M.Ed.
NIP. 19730905 200501 2 003


Supervisor II



Masykur Rauf, S.Hum., M.Pd.
NIP. 19870704 2015021 7001

UNIVERSITAS ISLAM NEGERI

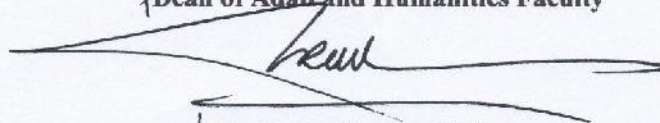
Approved by:
Secretary of English and Literature Department



Syahrani Juaid, S.S., M.Pd.
NIP: 19810415 200901 2 005

Acknowledged by:

Dean of Adab and Humanities Faculty



Dr. H. Barsihannor, M.Ag.
NIP. 19691012 199603 1 003





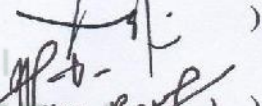
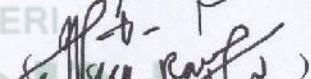
PENGESAHAN SKRIPSI

Skrripsi yang berjudul **Implementation of Concept Mapping on Reflective/Impulsive Students' Reading Skill at English and Literature Department of Islamic State University of Alauddin Makassar** disusun oleh Satriani, NIM: 40300112033, Mahasiswi Jurusan Bahasa dan Sastra Inggris Fakultas Adab dan Humaniora UIN Alauddin Makassar, telah diuji dan dipertahankan dalam sidang munaqasyah yang diselenggarakan pada hari Jumat, 26 Agustus 2016 M, bertepatan dengan 23 Dzulqa'dah 1437 H, dan dinyatakan telah dapat diterima sebagai salah satu syarat untuk memperoleh gelar Sarjana Humaniora (S.Hum.) dalam Ilmu Adab Jurusan Bahasa dan Sastra Inggris, (dengan beberapa perbaikan).

Samata-Gowa, 26 Agustus 2016 M.

23 Dzulqa'dah 1437 H.

DEWAN PENGUJI:

Ketua : Dr. Abd. Muin, M.Hum. ()
Sekretaris : Faidah Yusuf, S.S., M.Pd. ()
Munaqisy I : Dr. Hj. Nuri Emmiyati, M.Pd. ()
Munaqisy II : Muhammad Taufik, S.S., M.Hum. ()
Konsultan I : Serlih Nur, S.Pd., M.Hum., M.Ed. ()
Konsultan II : Masykur Rauf, S.Hum., M.Pd. ()

Diketahui Oleh:

Dekan Fakultas Adab dan Humaniora
UIN Alauddin Makassar


Dr. H. Barsihannor, M.Ag.

NIP. 19691012 199603 1 003

ACKNOWLEDGMENT

Bismillahirrahmanirahim

Alhamdulillah rabbil 'alamin, the researcher praises to the Almighty Allah SWT for His graciousness and mercifulness thus the researcher can complete this thesis, Peace and salutation are addressed to the beloved and chosen messenger Muhammad SAW.


The researcher realizes that this thesis could not be completed without getting assistance, guidance, understanding and encouragement from many people. Therefore, the researcher would like to express her deepest gratitude to the following:

1. Her beloved parents, H. Simmase and HJ. Kasma who have prayed, motivated, encouraged. My beloved sister and brother, Siska, S.Ip and Asmaul Billy for their support for my success.
2. Her thanks for the Rector of Islamic State University of Alauddin Makassar, Prof. Dr. Musafir Pabbarani, M.Ag and the dean of Adab and Humanities Faculty, Dr. Barsihannor, M.Ag. and all of the staffs for their advices during the period when the researcher studied at the university, especially in Adab and Humanities Faculty.
3. Muh.Nur Akbar Rasyid, M.Pd., M.Ed.,Ph.D and Syahrani Junaid, S.S., M.Pd as head and secretary of English and Literature Department for their motivated, suggestion, and administration support.

4. The Researcher's deep gratitude due to her supervisors, Serliah Nur, S.Pd., M.Hum., M.Ed., and Masykur Rauf, S.Hum., M.Pd. for their guidance, suggestion, support, advices and their precious time during writing this thesis.
5. Furthermore, the researcher would like to express thank to her first examiner Dr. Nuri Emmiyati, M.Pd., and her second examiner Muh. Taufik, S.S., M.Hum. for their correction, support and advices.
6. All the lecturers of Adab and Humanies Faculty of Islamic State University of Alauddin Makassar who have contributed in fulfill my thesis preparation.
7. Her beloved friends in Zboo: St. Anugrahayu, Nurul Muthmainnah S.Hum, Reskiani A.Jalalleng, Fitryani Ruslan, Indah Sari, Hairunnisa, and St. Hajrah and VoCECer: Saldi A.S, Amiruddin, Abdul Hafid, Ika Fitriani S.Hum and Septianti who always give spirit to her.
8. All friends in Ag 1 and Ag 2 and all her friends in English and Literature Department Academic year 2012, Ag 3, Ag 4, Ag 5 and Ag 6 who always give support and for being a nice person.

Samata-Gowa, August 26th 2016

The researcher,



Satriani

40300112033

LIST OF CONTENTS

COVER PAGE	i
PERNYATAAN KEASLIAN SKRIPSI	ii
PERSETUJUA PEMBIMBING.....	iii
APPROVAL SHEET	iv
PENGESAHAN SKRIPSI	v
AKNOWLEDGMENT	vi
LIST OF CONTENTS	viii
LIST OF TABLES	x
LIST OF APPENDIXES	xi
ABSTRACT	xii
BAB I INTRODUCTION	
A. Background of The Research	1
B. Problem Statement	2
C. Objectives of The Research	3
D. Significance of the Research	3
E. Scope of the Problem	4
BAB II REVIEW OF RELATED LITERATURE	
A. Previous Findings	5
B. Pertinent ideas	7
1. Personality	7
2. Cognitive Style	9
3. Reading Comprehension and Concept Mapping	13
BAB III RESEARCH METHOD	

A. Research Design	20
B. Population and Sample	20
1. Population	20
2. Sample	21
C. Instrument of The Research	22
D. Procedure of Collecting Data	22
E. Technique of Data Analysis	23
 BAB IV FINDINGS AND DISCUSSIONS	
A. FINDINGS	24
1. The Implementation of Concept Mapping Strategy in Improving the Reflective Students' Reading Skill at English and Literature Department.	24
2. The Implementation of Concept Mapping Strategy in Improving the Impulsive Students' Reading Skill at English and Literature Department.	46
B. DISCUSSIONS	65
1. The Implementation of Concept Mapping Strategy in Improving the Reflective Students' Reading Skill at English and Literature Department	65
2. The Implementation of Concept Mapping Strategy in Improving the Impulsive Students' Reading Skill at English and Literature Department	67
 BAB V CONCLUSIONS AND SUGGESTIONS	
A. Conclusions	71
B. Suggestions	72
BIBLIOGRAPHY	73

BIOGRAPHY	76
APPENDIXES	77



LIST OF TABLES

1. The Fourth of Temperament of Ancient Model	9
2. The Areas of Cognitive Style	10
3. Population of The Research	21
4. Classifying of the Reflective and Impulsive Students	25
5. Classifying the Score of Reflective Students in Pre-test	29
6. Classifying the Score of Reflective Students in Post-test	36
7. The Reflective Students' Mean Score in Pre-test and Post-test	46
8. Classifying the Score of Impulsive Students in Pre-test	48
9. Classifying the Score of Impulsive Students in Post-test	54
10. The Impulsive Students' Mean Score in Pre and Post-test	62
11. The Reflective and Impulsive Students' Mean Score in Pre and Post-test	63
12. The Independent Sample T-Test	64
13. Comparing of Classifying the score of Reflective in pre and post-test	66
14. Comparing of Classifying the score of Impulsive in pre and post-test	68

LIST OF APPENDIXES

1. Questionnaire
2. Pre and Post Test
3. The Course Outline
4. The Opinion's Question
5. The Reflective Students' Mean Score
6. The Impulsive Students' Mean Score
7. The Independent Sample T-Test



ABSTRACT

Name : Satriani

Reg. Number : 40300112033

Title : Implementation of Concept Mapping on Reflective/Impulsive Students' Reading Skill at English and Literature Department of Islamic State University of Alauddin Makassar

**Supervisors : 1. Serliah Nur
2. Masykur Rauf**

This thesis is about the implementation of concept mapping on reflective/impulsive students' reading skill at English and literature department of Islamic state university of Alauddin Makassar. The aims of this study were describe the implementation of concept mapping strategy in improving reflective students' reading skill and to observe the implementation of concept mapping strategy in improving impulsive students' reading skill. The design of this thesis is quantitative method and it used some theory from Novak and Canas (2006:177), Eysenck (1916-1997) and Kagan (1966:18) about Concept Mapping, Personality and Reflectivity/Impulsivity Cognitive Style. The instruments of this study were Eysenck's Impulsiveness questionnaire, reading comprehension test. Based on classifying of the students there were 22 reflective students and 18 impulsive students from 40 English and Literature Department students as sample in this thesis, The findings of this thesis, the researcher found that the reflective students in pre-test have higher score than impulsive students and after treatment their score have significant improvement. In post-test the reflective students have improvement in their score after applying concept mapping because they made good mapping in their reading test while the impulsive students also have significant improvement in their score because they were the careless students and after applying concept mapping, they could answer their test well. Therefore, the concept mapping has significant improvement on the skill in reading through the reflective and impulsive students

Keywords: Concept Mapping, Reading Skill, Reflectivity and Impulsivity.

CHAPTER I

INTRODUCTION

A. Background of The Research

Nowadays, English is important in EFL countries because it is a world language. People around the world use English to communicate each other. SIL International (1999:1) states there are four of fundamental skills: listening, speaking, reading, and writing which are related to each other by two parameters: the mode of communication: oral or written and the direction of communication: receiving or producing the message. In this research, researcher will use reading as a receiving message because reading is important in a variety of reasons. For instance, it is a vital skill in English Proficiency Test, enriches thoughts, widens visions, and enhances knowledge. However, one of the fundamental problems that many English language students face by enhancing their reading ability and maintaining their interest in reading because they are unable to accurately understand written materials. That is, they cannot interpret what they read and make the connection between what they read and have already known. However, students need a strategy for making them easily to understand the meaning of the text.

The different strategies are used for enhancing reading comprehension of students, one of the strategies which seem to be effective in reading comprehension of learners is concept mapping. Novak & Canas (2006:177) said the concept mapping is a visual representation of the relationships between concepts held by an individual,

materials of a lecture, textbook, or laboratory exercise. By concept mapping even old and familiar material, it is often recognized new as relationships and meaning. Concept mapping can also help both lecturers and students to get the meaning. In understanding meaning of materials, learners have a different way to get it.

The way to think something is called cognitive style. Cognitive style or "thinking style" is a term used in cognitive psychology to describe the way individuals think, thought perception and recall information. Kagan (1966:18) used the cognitive style of reflectivity/impulsivity to describe how individuals approach a problem-solving task. In Kagan's model, those who are relatively slow and highly accurate in their work called reflective, rather than who work both quickly and with errors are impulsive.

The previous issues discussed about English and literature students as a object of this research because the researcher see some of students are feeling difficult when get the meaning of the reading passage. So, the researcher gave an option to use a strategy of reading as a media of the research and takes reflective and impulsive students for ensuring the cognitive style that the students have. That is why the researcher interested in observing the implementation of concept mapping that used by reflective and impulsive students in reading skill.

B. Problem Statement

Based on the background above, it is formulated some research questions as follow:

1. How is the implementation of concept mapping strategy in improving the reflective students' reading skill at English and Literature Department?
2. How is the implementation of concept mapping strategy in improving the impulsive students' reading skill at English and Literature Department?

C. Objectives of The Research

Relating to the previous research questions, the researcher decides some objectives of the research as follows:

1. Describe the implementation of concept mapping strategy in improving the reflective students' reading skill at English and Literature Department.
2. Observe the implementation of concept mapping strategy in improving the impulsive students' reading skill at English and Literature Department

D. Significance of The Research

The researcher expects the result of this research may become useful with a lot of contribution in teaching and learning process in English as a foreign language in the classroom especially the concept mapping strategy on the reading skill based on the reflective/impulsive students in English and Literature Department.

Applying the concept mapping strategy in understanding meaning of a reading passage can help reflective/impulsive students to improve their reading skill especially English and Literature Department students who experience the difficulty in understanding meaning of a text likewise in answering reading proficiency test.

Meanwhile, the concept mapping can also use by the lecturers in teaching-learning process.

E. Scope of The Research

In this research, the researcher focus on the development of the reflectivity/impulsivity students in using concept mapping. The researcher used theory from Novak & Canas (2006:177) about Concept Mapping and the theory from Kagan (1966:18) about reflectivity/impulsivity. Furthermore, this study occupied the Personality Approach by Eysenck theory (1916-1997).



CHAPTER II

REVIEW OF RELATED LITERATURE

A. Previous Findings

There has been some previous researchers about concept mapping in reading and reflectivity/impulsivity which is conducted by the previous researchers, they are:

Mahdavinia and Molavisadah (2013) on their journal *The Relationship Between Impulsivity/Reflectivity Cognitive Style and The Use of Idioms in Compositions Writing Among Iranian Advanced EFL Learners*. The researchers were interested in making research because most of EFL learners use idioms in their writing is sometimes a troublesome part of writing. This research is quantitative research with a TOEFL test for ensuring the homogeneity of language proficiency and a Persian version of impulsivity sub-scale of Eysenck's impulsiveness questionnaire to divide the participants into two groups of high impulsive and low impulsive (reflective). They found that low impulsive (reflective) learners used more idioms in their writing than the other participants.

Maleky and Dabbaghy (2013) on their journal *The Influence of Concept Mapping Strategy on Reading Comprehension of Those Students Challenging in Studying Invalid Book at Some High Schools* argue the reasons of this research are some students are weak in English Reading and are not able to use general reading strategy to read passages meaningfully. They used the quantitative method with the instruments are reading proficiency tests and concept-mapped forms of some

reading passages in high school English book. As a result of their result, they found that the treatment have positive effects on reading comprehension of the students.

Morovat (2014) on his journal *Effects of Reflectivity/Impulsivity on IELTS Candidates' Band Scores in the Speaking Module of the Test* argues that learning styles seem to play major role in candidates' performance, that is why for measuring the effect of Reflectivity/Impulsivity and Candidates' scores, he use Yando and Kagan's(1965) adult/adolescent version of MFFT to divide Reflectivity/Impulsivity and the test of speaking. As the result, he found that there is no relationship between the dimensions of Reflectivity/Impulsivity and IELTS candidates' band scores and also between Reflectivity/Impulsivity in achieving a higher band score.

Beydarani (2015) on his journal *The Influence of Concept Mapping on Reading Comprehension of Iranian English Students Employing Persuasive and Descriptive Texts* states that the cause of his research is learning English Texts is not easy for majority of the students and also there are some limitations such as lack of facilities cause the learners need to use congenial strategy. He used Quantitative method as a form of his research with two experimental groups and two control groups and the language proficiency test as an instrument. The result is the learners who received persuasive text performed well than who received descriptive texts.

The differences between the previous findings above and this research are from the objective of the researcher. In concept mapping research, their objectives are studying invalid book and reading comprehension in employing persuasive/descriptive text. In reflectivity/impulsivity research, their objectives are

speaking module (MFFT by Yando and Kagan to divide reflective/impulsive) and the use of idioms in composition writing (Eysenck Impulsiveness Questionnaire). Moreover, the similarity is the use of concept mapping in reading comprehension based on the reflective/impulsive students.

B. Pertinent Ideas

1. Personality

Personality derives from the Latin word *persona*, which refers to a mask used by actors in a play. It is easy to see how persona came to refer to outward appearance, the public face human display to the people around them. Based on its derivation, personality refers to human external and visible characteristics, those aspects of human that other people can see. Human personality would then be defined in terms of the impression human make on others that is, what we appear to be. Duane and Sydney (2005:9).

One of the most familiar theory of personality is Eysenck's theory (1916-1997) cited in Duane and Sydney (2005:288). His opinion about personality can be adequately describes by two factors such as extraversion-introversion and neuroticism stability. However, more recently, as a result of a series of factor analytic studies, he proposes the third dimension, namely Psychoticism-normality. Eysenck's scientific model of personality, commonly known as the *PEN* model (the acronym stands for Psychoticism, Extraversion, Neuroticism) consists of a number of sub traits which have been classified as belonging to the three universal dimensions, Duane and Sydney (2005:289):

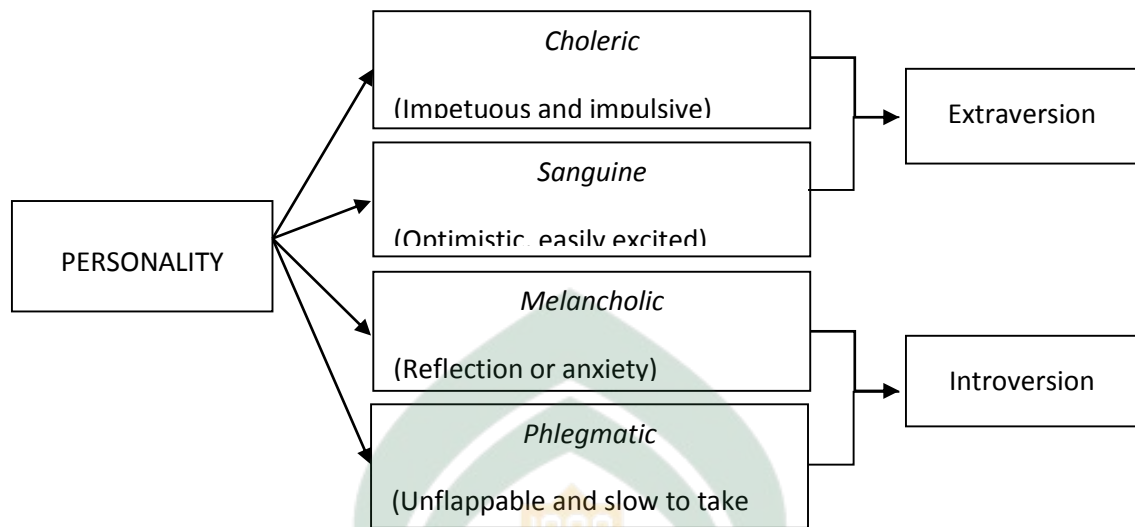
- a. Psychoticism (P) involves people who are predisposed to be: aggressive, cold, egocentric, impersonal, impulsive, antisocial, though-minded, and creative.
- b. Extraversion (E) is ascribed to people who tend to be: sociable, lively, active, assertive, dominant, sensation-seeking, carefree, and venturesome.
- c. Neuroticism (N) involves individuals who are inclined to be: anxious, depressed, guilt feelings, low self-esteem, tense, moody, irrational, and shy.

Owing to the fact that Eysenck's dimensional aspect of personality, as oppose to the already mention typological approach, a person is not classify as possessing only one of the three dimensions. What he proposes is that an individual is likely to show some degree of each of these super factors on the continuum. Thus, the three universal factors ought to be interpreted as a set of bi-polar dimensions, including psychoticism-normality, extraversion-introversion, and neuroticism-stability. Furthermore, the traits of personality have three dimensions which called PEN (psychoticism, extraversion-introversion, and neuroticism) and the dimensions called super factors.

Eysenck notes that the dimensions of extraversion and neuroticism are recognized as basic elements of personality since the time of the ancient Greek philosophers. Therefore, Eysenck compares his dimensions to the four temperaments of ancient medicine, Eysenck (1916-1997) cited in Boeree (2006:3), it can be illustrated into:

Figure 2.1

The Fourth Temperament of Ancient Model



Eysenck explains about the trait of psychoticism is impulsive, and also he is compared his dimensions to four temperaments of ancient medicine are *choleric* who impulsive, *sanguine* who optimistic which equated with extroversion, whereas the *melancholic* who reflection and *phlegmatic* who unflappable both of the temperaments are equated with introversion.

The researcher concludes that reflective is a part of the introversion temperaments who called melancholic and impulsive is a trait of psychoticism and also called choleric which equated with extroversion. Therefore, the reflective/impulsive as a part of psychology, but in English and Literature course called psycholinguistics and one of the studies is cognitive style.

2. Cognitive Style

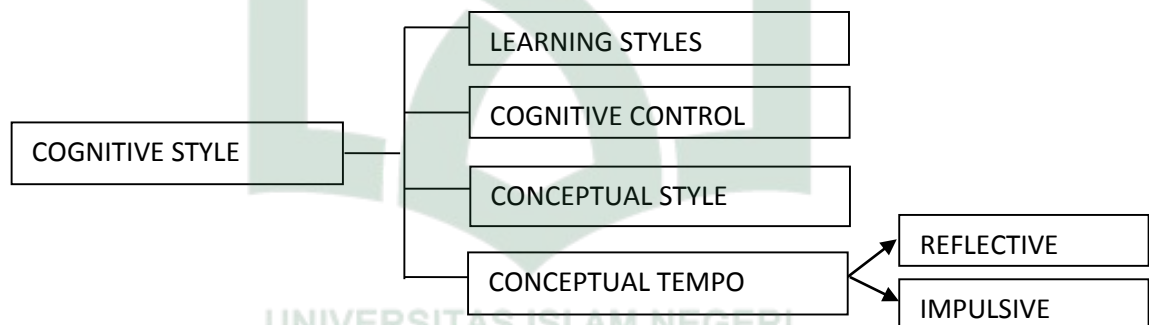
Brown (2000:113) argued the way to learn things in general and the way to attack a problem seem to hinge on a rather amorphous link between personality and cognition, this link is referred to as cognitive style. It is linked directly to the

cognitive learning processes of the individual and is uniquely applied by the individual. Common to all theory and research on cognitive style is an emphasis on the structure rather than the content of thought.

Most cognitive styles remain consistent for individuals as they perform varying tasks related to specific domains having similar attributes. Some established areas of research include cognitive controls, conceptual styles, conceptual tempo, and learning style, White (1999:8). Each area of research targets specific attributes related to the approach of the study of cognitive styles.

Figure 2.2

The Areas of Cognitive Styles



When cognitive styles are specifically related to an educational context, where affective and physiological factors are intermingled, they are usually more generally referred to as learning styles, Brown (2000:114). Then, Cognitive control is linked to cognitive style by control processes that are used and organized within the individual, White (1999:34). Conceptual styles are central to cognitive style because they are inherent to cognitive style in that consistent differences occur within individuals' perceptions and conceptualizations of their environments,

Morgan (1997:109). Conceptual tempo is a dimension of cognitive style that orders individuals according to their speed and accuracy in decision making, Block et al (1974:611). The primary concern of scholars who are involved in examining the cognitive style dimension of conceptual tempo, also known as reflectivity/impulsivity, rested in the information processing stages of human cognition.

The cognitive styles have some established areas likes cognitive control, conceptual styles, conceptual tempo and learning styles. Nevertheless, the researcher will focus on the conceptual tempo that explains about the individual who has speed and accuracy in making a decision called reflective/impulsive.

a. The Cognitive Style of Conceptual Tempo

Conceptual tempo, also known as reflectivity/impulsivity, was developed in the early 1960s primarily through the work of Jerome Kagan at Harvard University. This cognitive style construct is developed to help identify cognitive preferences displayed by individuals in problem-solving experiences. Studies that investigate reflective and impulsive behaviors have concerned with the tempo employed by individuals in teaching/learning experiences.

Kagan (1965b) and Kagan, Pearson, & Welch (1966a), as mentioned in Zelniker *et al.* (1976:2), believed that in general, reflective children have been found to perform better on visual discrimination tasks, serial recall, inductive reasoning, and reading in the primary grades, than do those identified as impulsive. Kagan, as cited in Jamieson (1992:492), stated that the impulsive reach decision and report them very quickly with little concern for accuracy. On the contrary, some

students are slow and accurate learners. Unlike impulsive learners, these students take longer to respond and consequently make fewer errors. Such learners are referred to as reflectives. They weigh all the possibilities in answering a question. Then after reflection, they give a response to a question, a solution to a problem, or make a decision in a situation.

That is, reflection/impulsivity describes not only a delay in response speed accompanied by greater accuracy but also the way in which an individual's problem solving activities might differ. "The reflection-impulsivity dimension describes the degree to which a subject reflects on the differential validity of alternative solution hypotheses in situations where many response possibilities are available simultaneously" Kagan, (1966:18).

Eysenck (1977) as cited in Revelle (1980:2) states impulsive children and adults are carefree, long for excitement, act rapidly and without thinking, and respond to dare and challenge. Compared to the less impulsive (reflective), they are more likely to be found sky diving or hang gliding, to have automobile accidents and traffic violations, to be arrested, to commit violent suicide, and to perform better under high time stress conditions.

The measure of reflectivity-impulsivity can help provide additional information about strategies that individuals use when addressing a problem solving tasks. For example, impulsive individuals may spend less time on certain tasks and may score lower on test because less time is used. Modifications applied to such activities might help impulsive individuals spend more time and score higher on these tests called reflective. Such changes can occur due to modifications applied to individuals' experiences such as instruction delivered by a teacher or by a

computer-based program. The importance of determining whether an individual is reflective or impulsive is related to understanding problem solving and experiential outcomes.

In conclusion, the conceptual tempo or reflectivity/impulsivity is the cognitive preference that the students have in their self. The reflective students are slow and accurate and the impulsive students are fast but inaccurate. Therefore, the researcher will know the effect between reflective students and impulsive students when they answer the reading proficiency test with apply concept mapping strategy in their process answering the reading proficiency test.

3. Reading comprehension and Concept Mapping

a. Reading Comprehension

Harmer (2010:100) implied that reading is useful for language acquisition. It provides more or less understanding to the students about what they read, the more they read, the better they get at it. Reading also has a positive effect on student's vocabulary knowledge, on their spelling and on their writing. Reading texts also provide good models for English writing. Lastly, good reading texts can introduce interesting topics, stimulate discussion, excite imaginative responses and provide the springboard for well-rounded, fascinating lessons.

Alderson (2000:1) believed that reading comprehension is to process text meaning through some processes of interaction with print. Broughton et al (1980:90) stated reading is essentially an intellectual skill; this is the ability to correlate the black marks on the paper by way of the formal elements of language,

let us say the words as sound, with the meanings which those words symbolize.

Therefore, there are three components in the reading skill:

- 1) The recognition of the black marks,
- 2) The correlation of these with formal linguistic elements, and
- 3) The further correlation of the result with meaning.

Snow (2003:42) described the benefit of autonomy support for reading comprehension is students become more-active learners when teachers provide a minimal, but meaningful, choice in the topics, texts, activities, and strategies for learning. For example, when given a choice of two books for a comprehension activity, students will choose the one that interests them. This interest deepens the students' thinking and their use of strategies and background knowledge during reading. high interest, derived from choice, leads to high comprehension.

This larger understanding of the reading process has important implications for diagnosing reading problems in understanding meaning of the writing materials. Furthermore, there are two factors, which may affect reading comprehension, namely internal and external factors. The internal factors relates to reader variable. This refers to everything that is related to the reader likes background knowledge, cognitive abilities and strategies, and affective characteristics can be considered internal factors. External factors are those relating to the text and the reading environment. These include physical characteristics of the text, the style and readability of the text, and its subject matter, Samuels (2014:261).

Students still have problems with their reading comprehension because they are unable to accurately understand about the written materials or the meaning

of the text. That is, they cannot interpret what they read and make the connection between what they read and have already known. Thus, effective reading requires the use of strategies that are explicitly taught, it could be argued that students are most successful when their lecturers employ different strategies to help them read and write challenging texts. Therefore, the researcher uses one of reading strategy is called concept mapping because it appears to be an effective way to teach and learn about new information and overarch concepts.

b. Concept Mapping

Concept is defined as “a perceived regularity in events or objects, or records of events or objects, designated by a label” Novak & Canas (2006:177). Concept maps are visual manifestations of students’ interpretation of an idea. Students connect their previous knowledge to new information and create maps which show interrelated ideas. Drawing a concept map needs students’ active engagement in “organizing and analyzing data, correlating appropriate information, and synthesizing ideas.”

Concept maps are used as a learning and educational tool in different scientific fields and they are suitable tools for presenting and organizing knowledge. Concept maps facilitate the meaningful and long-life learning knowledge through presenting a pattern and a framework. Novak & Cannas (2006:177).

Concept maps in various ways, creating map by learner, creating map by teacher, students and presenting the map to the learners, can be used in teaching and learning. One of the common applications of concept map is its use as a tool for

presenting educational materials. In this method, materials and key concepts are presented in an organized manner through concept map. Teachers can use concept map in various stages of teaching, as a pattern, before teaching as an advance organizer, in teaching process for presenting new information and clarifying concepts, after teaching for summarizing and reviewing and also for testing the learners' achievements.

Concept map helps teachers to specify the key concept of the content and their mutual relationship between them and present a summary and general image of topic to the learners. Concept map not only transfer main information through graphical representation, but also specifies the links, structures or characteristics which are not observable in the text and present them in a summarized form. So, map facilitates the meaning and retaining of information.

Well organize maps facilitate meaningful learning and consequently cause the long life use of knowledge in new situations and make it possible to keep knowledge for a long time. Novak (1990:32), the positive effects of concept map learning are: providing a framework of learning subject, specifying the important concepts and the relationship between them, facilitating learning, memorizing and remembering, specifying the important concepts which emphasized by teacher and prepare the learner's mind like advance organizer.

Concept mapping also helps students find relationships among different pieces of information and build on their previous knowledge and experiences. Novak (2010:23) illustrates the concept maps in what manner individuals remember, organize, interpret, and understand information in a particular subject

area especially in reading comprehension. That is why, the researcher will use the concept mapping as a one of strategy in reading to know the effect of concept mapping if the students apply in processing to answer the reading proficiency test.

c. The Relationship between Reading Comprehension and Concept Mapping

One way for enhancing reading comprehension of learners is through teaching learning strategies. Dornyei (2005:169) described learning strategies are used by students to help them understand information and solve problems. A learning strategy is a person's approach to learning and using information. Learning strategies consist of four main components as cognitive strategies, meta-cognitive strategies, social strategies, and affective strategies. "Cognitive strategies involve the manipulation of the learning materials/input by means of repetition, summarizing; meta-cognitive strategies involve higher-order strategies such as analyzing, evaluating, organizing learning process; Social strategies involve interpersonal behaviors aimed at increasing the amount of foreign language communication with native or non-native speakers; and affective strategies involve taking control of the emotional conditions and experiences that shape one's subjective involvement in learning."

Furthermore, Baker and Boonkit (2004:301) considered reading strategies as an essential faced of teaching English as a foreign or second language. Different strategies are used for enhancing reading comprehension of students, one of the strategies which seem to be effective in reading comprehension of learners is concept mapping.

Many studies have been conducted to determine the role of concept mapping in different language skills. Some of these studies support the effectiveness of concept mapping in language learning. Gobert and Clement (1999:39) reported that creating maps is more useful to students compared with writing summaries or simple reading. They interpret these findings maintaining that through concept mapping students are able to represent their knowledge in a visual form but in other methods like traditional methods, knowledge is represented in textual form which is not completely meaningful to students.

It must be noted that research findings on the effects of concept mapping on reading ability in general and for learners of different proficiency level. These findings, Snead and Wanda (2004:306) examined the effects of concept mapping on the science achievement of middle grade science students in eight intact classes., the results revealed that low ability students had better achievement with concept mapping than high ability ones.

However, the concept mapping is a one of the strategy of teaching and learning process in different proficiency level especially in reading skill because some of researchers above have found the effect of concept mapping when it was applied in reading skill. Thus, the researcher concludes that the concept mapping is an effective learning strategy in reading comprehension.

CHAPTER III

RESEARCH METHOD

A. Research Design

The research design of this study used quantitative method. Quantitative method is a method that explains phenomena by collecting numerical data. Then it analyzed using mathematically based on methods that examined the hypothesis, Sugiyono (2013: 7).

The purposes of achieving the influence of concept mapping in reading skill based on the reflectivity/impulsivity cognitive style. Thus, the researcher focus on the influence of concept mapping based on reflective/impulsive students at English and Literature Department of 2014.

Furthermore, there are two variables measured, they are dependent variable (reading skill) and independent variable (concept mapping strategy).

X \longrightarrow **Y**

X = Independent Variable (Concept Mapping Strategy)

Y = Dependent Variable (Reading Skill)

B. Population and Sample

1. Population

Sugiyono (2013: 80) stated population is the entire subject of the research. That concluded as the sum of research subject.

The population of this research was the fourth semester students of English and Literature Department of Alauddin State Islamic University of Makassar in Academic year 2016/2017. It consists of eight groups. They were Ag 1, Ag 2, Ag 3, Ag 4, Ag 5, Ag 6, Ag 7 and Ag 8. The students of population were 159 students.

Table 3.1
Population of The Research

NO	GROUP	STUDENTS
1	AG 1	21
2	AG 2	19
3	AG 3	18
4	AG 4	22
5	AG 5	21
6	AG 6	22
7	AG 7	21
8	AG 8	15
TOTAL NUMBER OF STUDENTS		159

1. Sample

Sugiyono (2013: 81) argued sample is the part of representative of population.

In this research, the researcher used purposive sampling technique because it is a



technique which took sample based on the purposive of the research. In this research, the researcher took Ag 1 and Ag 2 of the 4th semester in English and Literature Department because after doing observation, the students of Ag 1 and Ag 2 has good responds in this study than the other groups. The count of students in the group Ag 1 and Ag were 40 students.

C. Instrument of The Research

The researcher used questionnaires that include some statements about reflectivity/impulsivity to know who are the reflective students and impulsive students. The questionnaire adapted from Eysenck's Impulsiveness inventory (1958) that contains numbers of statement about high (impulsivity) and low impulsive (reflectivity) cognitive style. There are fifteen questions which 3 numbers of reflective questions (5, 10, and 12) and 12 numbers of impulsive questions. Sugiyono (2013: 96) stated Guttman scale used to get the explicit answer from the participants in answering the questionnaires. The Guttman scale contained "yes" and "no" answers to reply the questionnaires.

The researcher also used *Reading Proficiency Test* that was composed of five short passages with 25 questions. The reading proficiency test adopted from the Longman complete course for TOEFL test from Deborah Phillips (2001:344-349). The researcher gave pre test and post test. The researcher gave them time to answer the reading proficiency test are 60 minutes.

D. Procedure of Collecting Data

To collect the data, the researcher conducted several steps as follows:

1. The researcher observed some of students in every class of the fourth semester in English and Literature Department.
2. The researcher gave questionnaire with “yes” and “no” for deciding students on reflective students and impulsive students about 10 minutes on 3rd June 2016.
3. The researcher gave reading proficiency test on multiple choice forms as a pre test about 40 minutes on 3rd June 2016.
4. The researcher gave them treatment about the use of concept mapping in reading passages about 15 minutes on 3rd, 6th and 10 June 2016.
5. After introducing, the researcher gave the same reading proficiency test as a post test about 40 minutes on 10 June 2016.
6. The researcher gave a question for measuring the students’ opinion about the use of concept mapping.

E. Technique of Data Analysis

1. Having collecting the data, the researcher distributed the data into the table to get the frequency of the data by using SPSS Version 22.
2. Scoring, in this step, the researcher counted score of pre-test and post test based on reflective and impulsive students.
3. Classifying the score of reflective and impulsive students in five categories, very high category until very low category.
4. Next, processed the data by finding the Independent Sample Test by using SPSS Version 22 to know the concept mapping influence the skill in reading based on reflectivity/impulsivity cognitive styles.

CHAPTER IV

FINDINGS AND DISCUSSIONS

This chapter explains about findings and discussion of the research. The findings consist of the data obtained through reading test to know the students' reading skill before and after being taught the materials of reading through Concept Mapping Strategy. The data collected through the pre-test and post-test to know the students' skill towards the test of reading comprehensions by using Concept Mapping Strategy based on the reflective and impulsive students. The discussion deals with the description and interpretation of the findings.

A. FINDINGS

The findings presented in this section were based on the analysis of the data collected and the application of the method described in the previous chapter. The findings were organized in two kinds by referring to the research questions formulated in the previous chapter, these are:

1. The Implementation of Concept Mapping Strategy in Improving the Reflective Students' Reading Skill at English and Literature Department

In collecting data, the researcher classified the percentage of every items in questionnaire to divide the students become two groups that are reflective students and impulsive students. After that, the researcher distributed test to them. The test was done twice. Pre-test was given before the treatment and post-test was given after treatment. The results of the data were classified from very poor until very

good classification, and the data of this findings were be analyzed by using Independent T-Test. The further interpretation of the findings are presented below:

a. The Reflective and Impulsive Students' Classification

Eysenck' Impulsiveness questionnaires was one of the instruments which used to classify the cognitive style of students, the data of classification show that 22 students (55%) were reflective and 18 students (45%) were impulsive. To get clear information about the classification of the students, it can be seen in the following table:

Table 4.1

Classifying of the Reflective and Impulsive Students

NO	ITEMS	YES	NO
1	Do you quick enjoy taking risks?	32.5%	67.5%
2	Do you generally do and say things without stopping to think?	50%	50%
3	Do you often get into a jam because you do things without thinking?	52.5%	47.5%
4	Do people you are with have a strong influence on your moods?	92.5%	7.5%
5	Do you usually think carefully before doing anything?	90%	10%
6	Do you mostly speak without thinking things out?	27.5%	72.5%
7	Do you get so carried away by new and exciting ideas, that you never think of possible snags?	62.5%	37.5%
8	Can you make decisions without worrying about the people's feeling?	27.5%	72.5%
9	Do you usually work quickly, without bothering to check?	45%	55%

10	Before making up your mind do you consider all the advantages and disadvantages?	90%	10%
11	Can you get very interested in your friends' problems?	72.5%	27.5%
12	Are you happy when you are with a cheerful group and sad when the others are glum?	72.5%	27.5%
13	Do you usually make up your mind quickly	55%	45%
14	Can you imagine what it must be like to be lonely?	82.5%	17.5%
15	Does it worry you when others are worrying and panicky?	72.5%	27.5%
TOTAL		675%	825%

The table shows that from 15 questions, there are 3 numbers of Reflective questions (Number 5, 10 and 12) and the other questions are Impulsive questions. Furthermore, the students who answered many questions of Yes were called Impulsive students and the students who answered many questions of No were called Reflective students, except the three numbers of questions. The total of answering Yes is 675% and answering No is 825%, every percentage divide 15 and found that there are 55 % (22 Students) who classified as Reflective students and there are 45 % (18 Students who classified as Impulsive students). It means that from 40 students of Ag 1 and Ag 2 there are 22 Reflective students and there are 18 Impulsive students.

1) The Reflective Students' Classification

Based on the table above show that there were 22 reflective students, the reflective students were the students who answer minimal 5 impulsive questions with no answering and answer maximal 3 reflective questions with the yes

answering. The students could be categories as a reflective if the minimal total answering were 8 questionings. The further information about five of reflective students who have high score are given below.

a) Student MUM

She answered 3 reflective questions with yes and 6 impulsive questions with no answering, that is mean she is a reflective student. She is not enjoy with a problem, that is why she always make a decision with the deep thinking, she have to consider about the advantage and disadvantage of something because she will not there is a wrong thing that could be make the other one is feeling bad, the same thing also when she does a task, she have to check the answer first before make it finishing.

b) Student MF

Despite of his answering, MF answered 3 reflective questions with yes and 6 impulsive questions with no answering. MF is the students who has deep thinking, he always consider about what will happen in the next if he does that thing. He is one of the reflective categories because when he speaks or reads, he always carefully to make an idea is clearly explanation and not makes a wrong behavior. He has a deep analyzing about something and make it sure that is not make the other one is angry or bad mood.

c) Student ZMRA

Making concept is his behavior, he is always carefully when he will do something while speaks, makes a decision, and do a job. He consider that everything must run well, therefore he always check everything before is finished, for example check his answer before submit, consider the advantage and disadvantage before making decision, worry about the other's feeling. Everything that he chooses in his questionnaire shows that he is reflective student.

d) Student RKP

RKP is one of reflective student because his questionnaire shows that he care about the other' feeling before make a decision, he is good in spoken material, and also consider about advantage and disadvantage of something. He need time to make clear understanding before make a conclusion because the good one is who has a good preparation.

e) Student ME

Worrying about the people's feeling when make a decision is one way to ignore a problem, thinking much before do and say something is good way for the student ME for getting best choices, check every single thing in his life before finishing is a good preparation, then all of them make his mood will be nice because he is a reflective one who think that people's feeling will influence his mood.

Based on the explanation of five students above, reflective students are the students who have a deep thinking in every situation, they also care about what the people's feeling when they made a decision because it influence their mood.

Considering the advantage and disadvantages is also important when they make a decision. Some of them also are not enjoying in taking risk because they are carefully in doing something.

b. The Reflective Students' Skill in pre-test and post-test

The applying of Concept Mapping Strategy in reading comprehension show that the achievement of the reflective students' score has improvement. The data of post-test show that none of the students was in very low classification as in pre-test. But most of 14 students (64%) were in middle score classification. To get clear information about the score of pre-test and post-test, it can be seen in the following table:

1) The Reflective Students' Skill in pre-test

Table 4.2

Classifying the Score of Reflective Students in Pre-test

NO	CATEGORIES	SCORE	PRE-TEST	
			FREQUENCY	PERCENTAGE
1	Very High	21 - 25	0	0 %
2	High	16 - 20	1	5 %
3	Moderate	11 - 15	9	41 %
4	Low	6 - 10	6	27 %
5	Very Low	1 - 5	6	27 %
TOTAL			22	100 %

The table shows that from 22 Reflective students, it is indicated that none of the students was very good. The data above shows that 6 students (27%) were in very low category, 6 students (27%) were in poor score, 9 students (41%) were in moderate and 1 student (5%) were in high. It means that most of the students have very low until moderate categories in their reading skill before the treatment. Specific information about the classification rate of the reflective students are presented below

- **Very High Category**

The table above presented about the rating score of 22 reflective students. The first category in this rating is very high category. Very high category is the student who answered reading proficiency test with the count of true answer between 21 until 25 numbers, in pre-test section there is none student who get the score until 21 numbers.

- **High category**

High category is students who get more than 16 numbers with the true answer, in this section there is one of the students (5%) who has high classification. This student is RKP

a) **Student RKP**

RKP is one of the students who got 19 score in pre-test, he is the brighter one in his class, he answered every questions with calmly. In this test, there were five passages each passage has 5 questions. The first and fourth passages were easily

for him because none number of false, second passage was one false number, the third passage gave him 2 score, and the last passage he make a 3 false numbers. Therefore, he got 19 score in his test, its classified in high category.

- **Moderate category**

Moderate category is the second category in this percentage rate. Most of 9 students (41%) are moderate. The students are classified as moderate that the students who have score between 11 until 15 number of true answers in their pre-test. The clearly explanations about the moderate classification of the reflective students are described below:

a) Student MUM

MUM is the student who has true answer in her test are 15 numbers with the specification are the first passage she got 5 score, the second she got 3 score, third passage she has one the false answer, the fourth passage gave her one score and the last she has 2 score. Therefore, the total score that she got in her pre-test is 12 score and it is classified as a moderate category.

b) Student MF

One of the moderate students is MF because he got 13 true answer in his test. he got the score from the first passage with 4 true answer, second passage with one score, third passage with 2 false, fourth passage with 2 score and last passage with 2 false also. The count number of true are 13 numbers and classified as a moderate category.

c) Student MSH

Moderate category is the students who got the score between 11-15 numbers and one of them is MSH because he has 12 score in his test. The score' presentation are the first and third passages show that each passage there are 3 score, second and fourth passages are each 2 score, and the last got 3 score.

d) Student FB

Getting 12 score in her test classified her to the moderate category. The first and the second passages she got 3 score, third passage gave her 4 score, the fourth and the last passages have 1 score. The total score are 12 true numbers from 25 numbers of questions.

e) Student RA

Student RA got 12 score in his test and his score are classified in moderate class. In the first passage, she can get 2 score also in the second part, in the third and fourth passages he got 3 score and 2 score addition in his last passage.

f) Student ZMRA

There are 13 numbers in his test are true answer, it is a moderate class. There were 3 score in each of his first, third, and last passages, there are also 2 score each of the second and the fourth passages.

g) Student ME

Student ME is one of the students who classified as moderate category. He got 14 score in pre-test, the first and the second passages he make 2 errors from 10 questions, the third and the last passages he got 6 score and none score in the fourth passage.

h) Student A

Moderate category is the category of the students who got score 11 until 15, one of them is student A, she got 11 score in her test. The score is a count of five passages, where in the first passage 3 score, second and last passages 4 score, the third passage 4 score and none score for the fourth passage.

i) Student SA

SA is classified as a moderate class of the students because she got score 11 in his test. As a specification, 4 score in first passage, one score in second passage, 4 score also in her third passage, 2 score left in her fourth and last passages.

- **Low category**

The third category is low, the students who classified as low category are the students who got 6-10 score in their pre-test. Based on the table above show that there were 6 students (27%) got the score between 6 until 10. The students are:

a) Student YW

YW is one of the low category students because her score just 10, she lost 4 point in first passage, 2 point in second passage, 2 point on the third passage, none score in fourth passage and 3 score in last passage.

b) Student ND

As one of the low category students, ND got 7 score in her test. She got 2 score in first passage, lost 4 point in second passage, got 2 score in third passage one score in fourth and also one in last passage.

c) Student UNK

Getting 10 score in her test brought her to the low category. She got 4 score in her first passage, 6 score in second, third and last passages, then none score in her fourth passage.

d) Student SY

There are some lost score in her test, she just got 8 the true answer from 25 questions. Where there are 4 lost point in first passage, one in second, 3 in third, 5 in fourth and 4 point lost also in last passages. Therefore, there were 17 lost score in her test.

e) Student AQ

Student AQ got 10 score in her test, every passage got 2 score therefore there were 15 questions with false answer which passage lost 3 point. Based on her score, she is one of the low category students.

f) Student AN

An also got 10 score from her test, 2 score from first passage, 3 score from second passage, 4 also score from third and fourth passages, and one score came from last passage.

- **Very low category**

The last category in classifying the score of reflective students in pre-test is very low category. The students who got score 1 until 5 in their test are classified as very low, the further explanation are given below:

a) Student QQ

QQ has 5 true answers from 25 questions. It means that there were 20 numbers of false answers. There were 3 score came from passage one until three, 2 score left was in the last passage because in the fourth passage there was none score.

b) Student ZH

There were none score in first, third and last passages, three score comes from the second passage and 2 left more got in the fourth passage. Therefore there were 5 score from 25 questions.

c) Student LA

Five scores is a common score in very low category. One of them is LA, she got her score from one score in first passage, 2 score in second, one score in third, none in fourth and one left in last passage. It means that she has 5 score in her pre-test.

d) Student IAI

IAI is the student who got 5 score but the different numbers of true. In IAI answering, she got 3 score in her first passage, one score in fourth and also one score in last passage and none score from second and third passages.

e) Student SUA

There were 5 score she got in her test, every passage has one number of true and 4 number of false. Therefore, there were 20 lost score in her pre-test and she is classified as very low category students.

f) Student KT

Getting five score in her test was classified her in very low category. In the first passage in her test has 1 score, none sore in second passage, two score in third part, one score left in part four and none score in part five.

2) The Reflective Students' Skill in post-test

Table 4.3

Classifying the Score of Reflective Students in Post-test

NO	CATEGORIES	SCORE	POST-TEST	
			FREQUENCY	PERCENTAGE
1	Very High	21 - 25	3	13.5 %
2	High	16 - 20	6	27.5 %
3	Moderate	11 - 15	12	54.5 %
4	Low	6 - 10	1	4.5 %

5	Very Low	1 - 5	0	0 %
TOTAL			22	100 %

The table shows that from 22 reflective students, it is indicated that 3 students (13.5%) was very high score and 6 students (27.5%) were high category. Most of 12 students (54.5%) were in moderate classification, 1 student (4.5%) was in low score, and none of them students was in very poor classification. It means that the students have significant improvement in their reading skill after the treatment. The further information about the students' category in their post test are explained below:

- **Very High Category**

Very high category is the category of students who got score between 21-25 numbers of true in their test after applying concept mapping. In the pre-test there is none of students who got this category, but in post-test there are 3 students (13.5%) got score between 21 until 25. The students are explained below:

a) **Student RKP**

RKP got score 23 in his test, it means there are just 2 numbers of false from 25 questions. His first, second and last passages there were none false answers, but in the third and the fourth passages have one false in every passage. After applying concept mapping in his test, his score increase about 5 score. The data is supported with his argument "Concept mapping strategy made me early to answer every question and made me systematic to think something".

b) Student MUM

The second student who very high category is MUM, she got 22 score in her test, with the first, second and third got 15 score and the fourth passage got 3 score and last passage gave her 4 score. After treatment, she said that concept mapping is a good strategy because make her easily to answer the test more than did not use concept mapping.

c) Student ME

The last student of very high category is ME, he got 21 score in his test with the 15 score he got from first, third and last passage, lost 4 score in passage two and fourth. He thought that concept mapping is useful for him when answering the test.

- **High Category**

The concept mapping is one of strategy had apply in the post test. The students' achievement shows that there is improvement in their score. The data supported by the count of high category students are 6 students (27.5%). The students are presented below:

a) Student SA

SA is the student who got 16 score in her post test after applying concept mapping. In her first and second passages she lost 2 score, the third passage got 2

score, the fourth and the last passage she got 6 score. In applying concept mapping, she said that she need more time to make it that, however she still use concept mapping in her test because the concept is useful.

b) Student FB

The second student of high category is FB, she got 16 score in her test after treatment, she lost 3 score in the first passage because she did not really know how to use the concept mapping, in the second and third passages she lost 4 score, in the fourth and the last score 2 score left was lost. Step by step she used concept mapping, her score more than increase than before applied this concept. She said that, in the first time when she used that concept she felt difficult but no more in the next time, she felt she is early in answering the test.

c) Student ZMRA

ZMRA is one of the high category students because he got 18 score after applying concept mapping, there were none false answers in 2 last passages and lost 4 score in 2 first passages and lost 3 score in the third passage. He said after test that it is very useful in answering the questions but he need more time if he make a clear concept mapping.

d) Student YW

Getting 16 score in her test classified her to high category students. She was using concept mapping in answering her test and her score show improvement, the

first and the second passage she just lost two score, the third and the fourth passages got 6 score and the last she lost 3 score. She said that concept mapping help her to answer the question but he needs more time to make it concept mapping clearly, that is why she make unclearly concept in her passages.

e) Student MF

He said that after using concept mapping in his test, he felt early to answer the questions. His score increase to 20 score, with every score just have one false answers, he less in the synonym words because some of the false numbers are the synonym word questions. Concept mapping help him to make a structure of the sentence in the passage and make it early to understand the meaning of the passages.

f) Student MSH

The last student in the high category is MSH who got 17 score, he answered the questions with applying concept mapping. It is one of his strategy in answering questions because he felt that if he make a sentence systematic he would be easy to get what the passage mean. Make a circle in the passage is the good way to make the concept in the passage and it would help him to understand what the questions want.

- **Moderate Category**

Moderate category is the third category in the classifying students, the students who have score between 11 until 15 are classified in moderate category. Based on

the table above show that there were 12 students (54.5%) got score between 11 until 15 score after applying concept mapping strategy in their test. the moderate category of students are described below:

a) Student ND

Middle score has ND got in her test, applying concept mapping is one way to increase the students score in reading proficiency test. There were 14 score in her test, it was getting 8 score in first and third passages, 6 score left from the second, fourth and the last passages. She applied concept mapping in every passage and there is increase score in every passage that she has.

b) Student A

Having moderate category, A has 14 score in her test after treatment. A got 12 score from 4 first passages and lost 3 score in the last passage. She said that concept mapping help her to answer question truly but waste my time if she has to make a good concept mapping therefore she just make circle in the important thing in a passage.

c) Student SUA

SUA is one of the students in moderate category because her score is 13. SUA answered her test with applied concept mapping, her score she got in answering five passages with 3 score in first passage, 2 score in second passage, 4 score in third passage, 2 score left in fourth and last passages. She felt that with applying concept mapping in her passage she is easily to get the question's answer.

d) Student UNK

She got 15 score in her test after treatment and classified her to moderate category students. She has none false answers in the first and the last passages, 4 score she got in her second and third passages, one left score in fourth passage. She felt that if the test unlimited time, concept mapping is very useful, however the limit time but she still used the concept mapping to answer her test goodly.

e) Student RA

Applying concept mapping in reading test is useful to get the meaning of the passage and easily to understand what the question's answer. RA is one of the students who has improvement in his test because he has gotten 15 score in her test with the specification 1 score in first passage, 2 score in third passage, 12 score in 3 last passages.

f) Student AN

Student AN has gotten the 14 score in his post test. He applied concept mapping in every passage, than he got 3 score in first passage, 4 score in second passage, 5 point in third passage and 2 point left in 2 last passages. He waste his time in 3 first passages with concept mapping and 2 left more with no concept mapping..

g) Student SY

Middle class also is getting by SY because her score just 11, but it still increase than her pre-test. it causes of the use of concept mapping in her test, she is not really well in making concept mapping but she got improvement score with 6 score

she got in first, second and third passages, 3 score in fourth passage and 2 point left in the last passage.

h) Student IAI

Most of the passages gave her 2 point except in the last passage, she got 3 score. The count of her score is 11 point. She is one of moderate category students. Her score increase because she used concept mapping in finishing her test, she also said that concept mapping is very useful to her for getting information from the passage but she still need more time to make a good concept.

i) Student LA

Five passages in the post-test did not make her to have low score, her score in post test higher than her score in pre-test. She has 12 score in this test with 3 score in first passage, 2 score in second passage, 4 score in third passage, one score in fourth passage and 2 score in the last passage. She said that with applying concept mapping make me early to get the meaning of passage and make me easy to get the answer of the questions.

j) Student AQ

Her score in post test higher than her score in pre test, it means that the use of concept mapping have an effect to AQ in improving her score, her score is 13 with 4 true in first passage, 2 score in second passage, 3 score in third passage, one score in passage four and 3 score in passage five. She said that the concept mapping

have an effect to understand the meaning early but I need more time to make it be a good mapping.

k) Student KT

KT has improvement score about 7 score, she has higher score than before. She was applying concept mapping in answering the questions. in passage one, she got 2 score, passage two has 2 score, passage 3 has 3 score, passage for has 2 score and the last passage has 3 score. Therefore, there were 12 score that she has gotten after treatment.

l) Student QQ

The last student in moderate category is QQ, she has 13 score in post-test. It means the using of concept mapping really help her to increase her score. Her paper show that there were 5 concept mappings that has she made and then she got 2 score in passage one, 2 score also in the second passage, 3 score in the third passage, 2 score in passage four and 4 score left in the last passages.

• **Low Category**

The fourth category is the low category. The students who have score between 6 until 10 in their tests would be classified as low category. Based on the table above show that there is one student (4.5%) got score between 6 until 10. The student is described below:

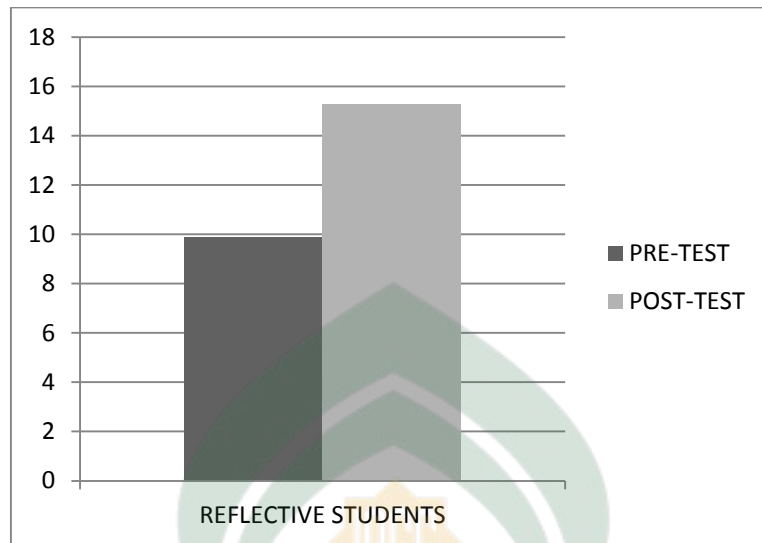
a) Students ZH

ZH is the one of the low category student, she got 10 score in her test after treatment, she is not really apply concept mapping in her test because her paper show that there were just 2 passage she used concept mapping in answering test. She got 8 score from the applying concept mapping in the passage, 2 score from the third and the fourth passages and none score in the last passage.

- **Very Low Category**

The last is very low category of students. Fortunately, there is none of students in this category, the treatment show that concept mapping have help the students to increase their score because in the pre-test show that there were 6 students have very low score and after treatment, there is no student anymore in this category.

3) **The Reflective Students' Mean Score in Pre-test and Post-test**



The chart shows that the mean of the reflective students in pre-test was 9.86 and their mean of the reflective students in post-test was 15.27. The difference score between pre-test and post-test was 5.41, it means that the reflective students have improvement in their reading skill after the treatment.

2. The Implementation of Concept Mapping Strategy in Improving the Impulsive Students Reading Skill at English and Literature Department?

After dividing students' categories, the researcher collected data by using reading comprehension test with two times test. First test is test before giving treatment and the second test is after giving material about the concept mapping strategy. The results of the data were classified from very low until very high classification, and the data of this findings were be analyzed by using mean analysis. The further explanations of five of the impulsive students who have significant improvement in their test are presented below:

a The Impulsive Students' Classification

1) Student MFU

She is impulsive student because she can make her mind quickly, do and says something early without stopping to think, she is exited in her friend' problem and also in new ideas.

2) Student NHA

Speaking and doing something without worrying the other' feeling, making decision without consider about the effect of her decision, get into a jam without thinking, the difference situation influence her mood, making her mind quickly. All of that is impulsivity cognitive style that student NHA has.

3) Student D

Her questionnaire shows that she is a careless one because she gets into a jam without thinking, taking decision without consider about the effect and the people' feeling, she would not to be lonely, she is very interested in her friend' problem. She is D who is impulsive student.

4) Student NKA

NKA is the one of impulsive students because she do and say something without to think, she is interested in her friends' problem and the new ideas, she made decisions without carrying the other's feeling, does not check her job before submit it, her mood depend on people' mood because she could imagine what it must be like to be lonely.

5) Student E

She usually make up her mind quickly, do and says something without stopping to think, if she finished something she did not check it back, from her answered show that she is impulsive student.

Based on the explanation above, the impulsive students are the students who almost do and say something without stopping to think, they also as students who get into the jam because have no good consideration, they easily enjoy in taking risk and do not think about the other feeling when made decisions.

b The Impulsive Students' Skill in pre-test and post-test

After applying Concept Mapping Strategy in reading comprehension, the achievement of the impulsive students' score improve. The data of post-test show that none of the students was in very low classification as in pre-test. But most of them 12 students (66%) were in middle score classification. To get clear information about the score of pre-test and post-test, it can be seen in the following table:

1) The Impulsive Students' Skill in pre-test

Table 4.4

Classifying the Score of Impulsive Students in Pre-test

NO	CATEGORIES	SCORE	PRE-TEST	
			FREQUENCY	PERCENTAGE
1	Very High	21 - 25	0	0 %
2	High	16 - 20	0	0 %

3	Moderate	11 - 15	2	11 %
4	Low	6 - 10	13	72 %
5	Very Low	1 - 5	3	17 %
TOTAL			18	100 %

The table shows that from 18 Impulsive students, it is indicated that none of the students was very good and good. The data above shows that 2 students (11%) were in moderate category, 13 students (72%) were in low score, 3 students (17%) were in very low category. It means that most of the students have low category in their reading skill before the treatment. The further information about the student's category are given below:

- **Very High Category**

The students who have score between 21 until 25 are classified in very high category. Based on the table above show that there was no student who got score until 21, therefore no one is classified in very high category.

- **High Category**

The second is high category, the students who have score between 16 until 20. The table above presented that there was no student who has score about 16 until 20, therefore in high category there was no student.

- **Moderate Category**

Moderate category is the student category based on the score of their test, the score between 11-15 are classified in moderate category. The table above shows

that there are 2 students (11%) in moderate category. The students are described below:

a) Student S

The first student is S, she has 11 score in her pre test with the specification are 3 score in first passage, 2 score in second passage, 4 score in the third passage 2 score left in the fourth and the last passage. The count of her score is classified in moderate category.

b) Student NKA

The second student in moderate category is NKA, she got 12 score in her pre-test. her test show that she got 2 score in her first passage, 3 score in passage two, one score In passage three, 2 score also in fourth passage and 4 score left in the last passage.

- **Low Category**

Low category is the classification of the students who got score between 6 until 10 numbers in their test. Based on the data above presented that most of 13 students (72%) were getting score between 6 until 10 numbers of true answers, the further explanation are described below:

a) Student PAA

PAA is one of the impulsive students who get low category because in her test show that she has 7 score. The score got from the first, second, and third passages

with 6 score, one score left from the fourth passage because there was no score in her last passage.

b) Student E

Getting 6 score in her pre-test was classified her in low category. There were 2 score in her first passage, one score in passage two, 2 score in third passage, none score that she got in the fourth passage and one more left in passage five.

c) Student PN

The first passage gave her 3 score, in the second, fourth and the last passages gave her 3 score also and none score in the third passage. The count of her score is 6 numbers who was classified her in low category student.

d) Student RH

RH is one of the impulsive students who classified in the low category because his score just 9. The score were 3 point in first passage, 3 score in the second passage, one score in third passage, none score in fourth passage and 2 last score in the last passage

e) Student MKA

Answering 10 number of true brought him in low category. He has 4 score in first passage, one score in the second, 3 score in third, none score in fourth passage than 2 score left in last passage.

f) Student SW

She also got 10 score in her pre-test, the score she got were in the first passage with 2 score, also 2 score in the second passage, 3 score in the third, one score in fourth passage and 2 score left in the last passage.

g) Student WS

Student WS is one of the students who got score 6 in her pre-test, in the first, second, third and the fourth passages got 4 score and two last score in her last passage.

h) Student KM

Having 9 score in her test make her to classify in the low category, she got 2 score in her first passage, 2 score in the second passage, 2 score in the third passage, only one score in the passage four and 2 score in the last passage.

i) Student M

She has 7 score in her pretest, none score she got in her first passage, none also in the second passage, 4 score in the third, 2 in the fourth and one in the last passage.

j) Student PNS

PNS is one of the students who was in low category because she got 6 score in her test. The first passage show that she got 2 score, 2 score also in second passage, 2 score left in the third passage and there were none score in fourth and last passages.

k) Student NP

Student NP is classified in low category because got 8 score in her test, her test show that in first passage she got one score, 4 score in both of second and third passages, one score in fourth passage and 2 score left in the last passage.

l) Student MFU

She got ten score in her test and the score were gotten from all of the passages. The first passage gave her 3 score, second passage gave 2 score, passage three has 3 score, none score in fourth passage and two score left in last passage.

m) Student MAM

Despite of she is an impulsive student, she also has low category because her test show that she got 7 score in her test. She got 2 score in first passage, 2 also in the second passage, one in the third passage and 2 score left in both of two last passages.

- **Very Low Category**

The last category is very low classification of students who got score between 1-3 score in their test. The table above shows that there were 3 students (17%) in very low category. The students are described below:

a) Student NHA

NHA is the impulsive students who got score just 3 number of true, these three score she got in the first, second and fourth passages, in the third and the last passages she got nothing.

b) Student D

D is the second student who classified in very low students. D has 4 true numbers in her pre-test, with the first passage she has 2 score, one score in the second passage and one also in the last passage. Two passages have no score.

c) Student IIW

The last student in very low category is IIW, she has 5 score in her pre-test. The first and second passages show that there were none number is correct, the third passage show that there is one score and 4 score left she got in two last passages.

2) The Impulsive Students' Skill in Post-test

Table 4.5
Classifying the Score of Impulsive Students in Post-test

NO	CATEGORIES	SCORE	POST-TEST	
			FREQUENCY	PERCENTAGE
1	Very High	21 - 25	0	0 %
2	High	16 - 20	3	17 %
3	Moderate	11 - 15	12	66 %

4	Low	6 - 10	3	17 %
5	Very Low	1 - 5	0	0 %
TOTAL			18	100 %

The table shows that from 18 impulsive students, it is indicated that none of the students was very high and very low score. The data above shows that 3 students (17%) were in high classification, most of 12 students (66%) were in moderate classification, and 3 students (17%) were in low score. It means that the students have improvement in their reading skill after the treatment. The further explanations are described below:

- **Very High Category**

Based on the table above presented that there were none of the students have classified in very high category because there was no one who has score between 21 until 25. It is indicated that, the student's score less than 21 number of true.

- **High Category**

The second is high category, in pre-test none of the students got score until 16 but in post-test there were 3 students (17%) who got score between 16 until 20. It means that there is a positive effect in applying concept mapping in their test. The high category students are explained below:

a) Student MFU

MFU is one of three students who classified in high category, she has 16 score after treatment. The improvement score means that there was an effect of applying concept mapping in reading test because her test show that the fourth passage in pre-test she got nothing score but after treatment there were 4 score, and 3 score that she got in every passages. She said that concept mapping is the good way to classify the main point of the passage and the difficulty passage could answer with concept mapping.

b) Student S

The second student is S, she also got score 16 in her test after treatment. The score in every passage in post-test almost same were 3 score except the last passage because she got 4 score. Applying concept mapping help her to answer question accurately and make her easy to get the meaning of the passages.

c) Student NKA

The last student in high category is NKA, she was applying concept mapping in her test and as result she got 17 score in post-tests. In the first passage she got 4 score, 4 score in passage two, 3 score in the third passage, 6 score left in two last passages. She said that concept mapping actually help her in getting meaning of the passage early but it waste much time if she has to make a good mapping.

- **Moderate Category**

The third category is moderate category students, the students were classifying as moderate if they got score between 11 until 15 in their test. In pre-test show that there were just two students but in post-test was increasing quota because there were 12 students (66%) who classified in this category. The clearly explanations about the students are described below:

a) Student PNS

The first student in moderate category is PNS, she has increasing score about 5 numbers. In her first passage she got 4 score, the second passage show that there are 3 score, 2 score in the third and fourth passages and two score left in last passage, the total score is 11. She used concept mapping in finishing her test, she said that concept mapping help her to answer the questions and also make her easily to understand the meaning of the passage.

b) Student PAA

PAA is one of moderate category students who got 11 score in her test after treatment. She got 2 score in every passage except in the fourth passage she has 3 point. Her score show after applying concept mapping in her test, she got increase score and she also said that she got the meaning early by using concept mapping.

c) Student KM

Applying concept mapping help her to increase her score, the statement is supported by increasing score that she has in her post test, there were 13 score that she got in her test after treatment. The first passage show that she got 3 score, passage two there are 2 score, 2 score also in passage three, 3 also in passage fourth and 3 score in the last passage.

d) Student PN

PN is one of the one of moderate category students, she got 11 score in her test after applying concept mapping. The first passage she got 2 score, the second passage she got also 2 score, 4 score in third and fourth passages, then 3 score left in last passage. She said that actually concept mapping help me in getting meaning of the test but need many time.

e) Student SW

One of the moderate category students is SW because she got 14 score in her test. She got full score in passage one, 6 score from the second, third and last passages and 3 score in the fourth passage increased from her pre-test. She said that concept mapping help her in answering difficult text because she could get the main point early.

f) Student MAM

MAM has applied concept mapping in her test and the result of her test show that there is improvement from pre-test to the post-test. After treatment she got 13 score in her test, while the first passage has her 3 score, second passage 2 score, passage three gave her 5 score, 3 score in fourth passage and non score in last

passage because she lost her time. She used concept mapping in four passages and she made a good improvement because her score was increasing.

g) Student M

Getting 3 score in her first passage, 2 score in second passage, 4 score in the third and fourth passages, three score left in the last passage. The total of her score is 12 score and she is classified in moderate category. The concept mapping influence her way in answering question because it make her got meaning of the text early.

h) Student E

Student E is one of moderate category students because she has gotten 13 score in her test. After applying concept mapping she felt easily in answer the questions. The first passage gave her 4 score, 2 score in the second passage, 3 score in the third passage 4 score left from the two last of passages.

i) Student NHA

There are three passages in her test got 3 score in every passage and two left passage got 2 score in every passage. The count of her score is 13 numbers of true. The concept mapping have her applied in her test and its help her to increase her score about 10 score. She thought that concept mapping have made her think systematic and she got the mean point easily.

j) Student NP

She got 12 score in her test after treatment and it is classified her in moderate category student. In her test she got 6 score in two passages, 6 score left from three passages are the third, fourth and last passages. She said that concept mapping help her to understand the passage but she need more time to do this in all of the passages.

k) Student MKA

MKA is the one of moderate category student, he said that concept mapping is useful in his reading test and he felt that it will be better if he has more time to answer the questions and making good concept mapping. There were 13 score that have him gotten in his test. There were 3 passages with 9 score and 2 passages with 4 score.

l) Student RH

The last student in moderate category is RH, in his test show that he got 13 score, he have used concept mapping in his reading test and he felt there is a change ability that he has. He was getting meaning of the passage early. The count of the score he got from 4 score in first passage, 2 score in passage two, 2 score in third passage, 3score in the fourth passage and 2 left passage in the last passage.

- **Low Category**

Getting score between 6 until 10 made the students were classified in low category. Based on the data above mentioned that there were 3 students (17%) got score around 6 until 10. They are explained below:

a) Student IIW

There were 25 questions from five passages in post-test, she got score 9 and her score was increasing then before treatment. In the first passage she has 2 score, 2 score in passage two, 2 score also in the third passage, one score in passage four and 2 left more in the last passage. She thought that concept mapping have help them in answering questions.

b) Student WS

The second student in low category is WS, she has 10 score in her test. in the first passage she got 3 score increase than before, 2 score in passage two, one in passage tree, 4 score more in two last of passages. She said that she must good in analyzing knotted meaning and concept mapping help her to do that.

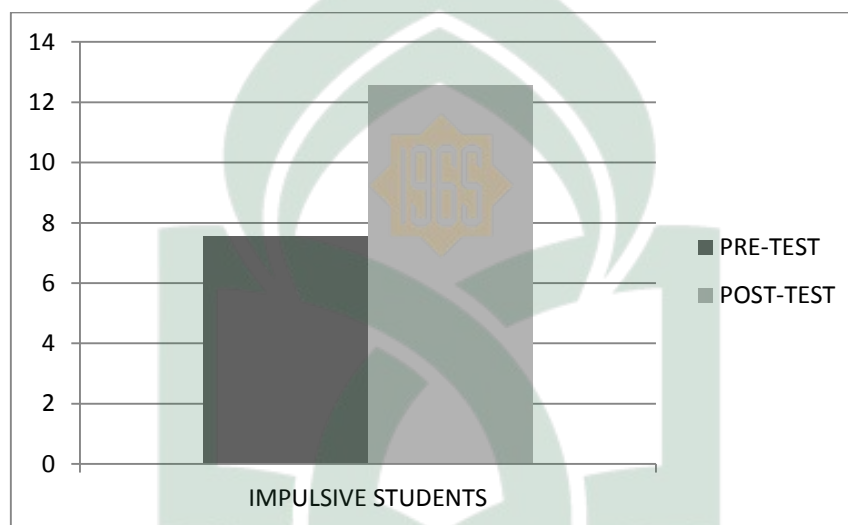
c) Student D

She got 9 score in the post-test and that is classified her in low category. The first passage she just got one score and eight score she got in four passages left, she got 2 score in every passage. In her pre-test she just go 4 score but after applying concept mapping she felt that her mind likely open to get the meaning of the passage.

- **Very Low Category**

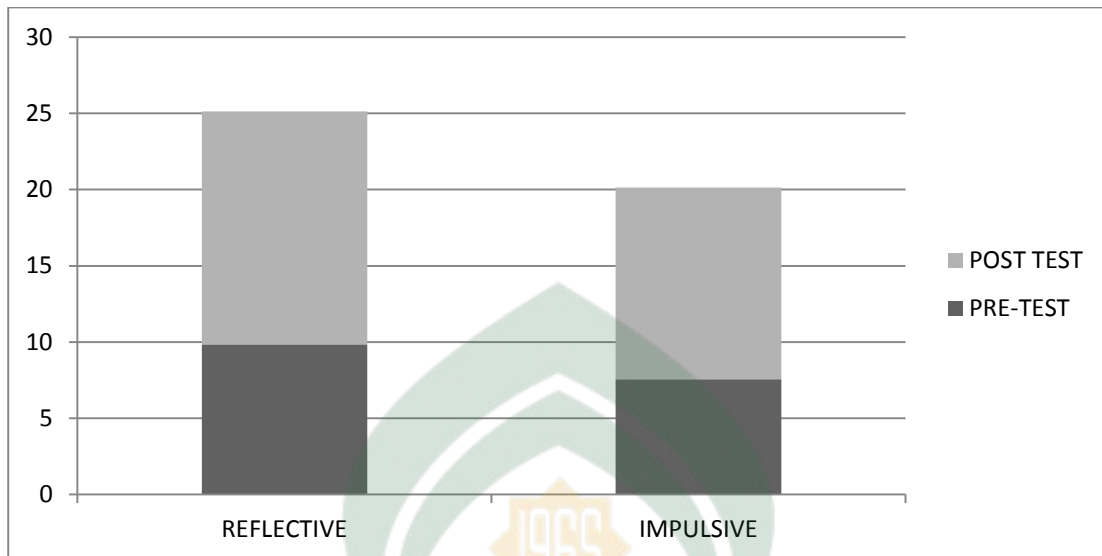
Very low category is the category of the students who have score between 1 until 5 point in their test. Before treatment there were 3 students who got this classifying but after treatment there was no student anymore. It means that the score of the students after treatment was increasing.

c The Impulsive Students' Mean Score in Pre-test and Post-test



The chart presents that the mean of the impulsive students in pre-test was 7.56 and the mean of the impulsive students in post-test was 12.56. The difference score between pre-test and post-test were 5.00, it means that the impulsive students have improvement in their reading skill after the treatment.

d The Reflective and Impulsive Students' Mean Score in Pre-Test and Post-Test



The chart above presents that the mean score of the reflective students in pre-test is 9.86 while the mean score of post-test is 15.27 and the difference score between pre-test and post test is 5.41. Next, the mean score of the impulsive students in pre-test is 7.56 while the mean score of post-test is 12.56 and the difference score between both of tests is 5.00. It is indicated that the total mean score of post-test higher than the pre-test.

Independent samples t-test results show that there is a significant mean difference between reflective and impulsive groups in pre-test and post-test. The data above presented that the total score between both of groups in pre-test is 8.83 while the total mean score in post test is 14.05. Therefore, the difference score between the total score of pre-test and post-test is 5.22 with the value in Sig. (2-tailed) is 0.047 and 0.22 less than 0.05. Pallant (2005:208) stated the value in the

Sig. (2-tailed) column is equal or less than 0.05 means that there is a significant difference in the mean scores between the two groups.

Table 4.6

Independent Sample T-Test

		Levene's Test for Equality of Variances		T-test for Equality of Means			
		F	Sig.	T	df	Sig. (2-tailed)	Mean Difference
PRE_TEST	Equal variances assumed	2.895	.097	2.182	38	.035	2.308
	Equal variances not assumed			2.278	36.074	.029	2.308
POST_TEST	Equal variances assumed	3.813	.58	2.759	38	.009	2.717
	Equal variances not assumed			2.888	35.632	.007	2.717

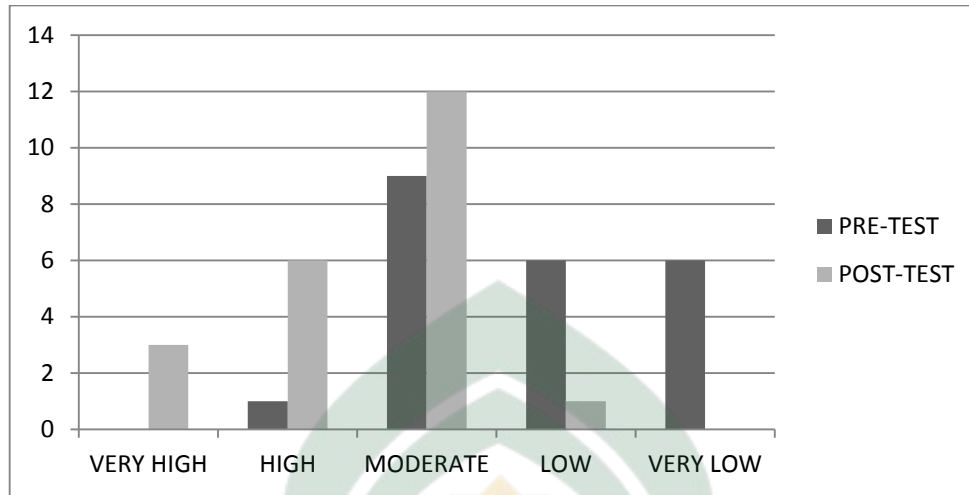
Based on the table above, the value of t-test in pre-test (2.182) is higher than the value of t-table (2.010), while the value of t-test in post test (2.759) is also higher than the value of t-table (2.010). It means that there is a significant improvement of the students' reading skill by using Concept Mapping Strategy based on reflectivity and impulsivity cognitive style.

B. DISCUSSION

After describing all about what the researcher found by giving questionnaire and giving reading proficiency test. Based on the categories of the students by using the Eysenck' Impulsiveness Questionnaire, the table show that there are 22 reflective students (55%) and 18 impulsive students (45%). In this part, results pertaining to the two research questions are discussed below.

1. Implementation of Concept Mapping Strategy in Improving Reflective Students' Reading Skill at English and Literature Department.

Based on the findings above there were 22 reflective students who have applied concept mapping in their test. They felt concept mapping have help them in analyzing answer of the questions, when they used concept mapping the difficult passage have answered well likes in passage fourth. In the pre-test some of students got none score in passage fourth but after applying concept mapping they got score in this passage. They said that concept mapping really help them in analyzing the meaning of the passage and made them answer the question well. The percentage below explained about the improvement of students in their skill.



Based on the percentage table of reflective students in pre test show that 6 students were very low, 6 students were low, 9 students, one student was high and none of students was very high. While after treatment, the reflective students show improvement in their percentage rate. None of the students was very low, 1 student was low, most of 12 students were moderate, 6 students were high and 3 students were very high. Therefore, the results described that the treatment have an effect to the students' reading skill, this is supported by the improvement percentage rate in very high, high, and moderate categories than the low and very low classified have decrease from 6 students to 1 students were in low category and from 6 students to none student was in very low category.

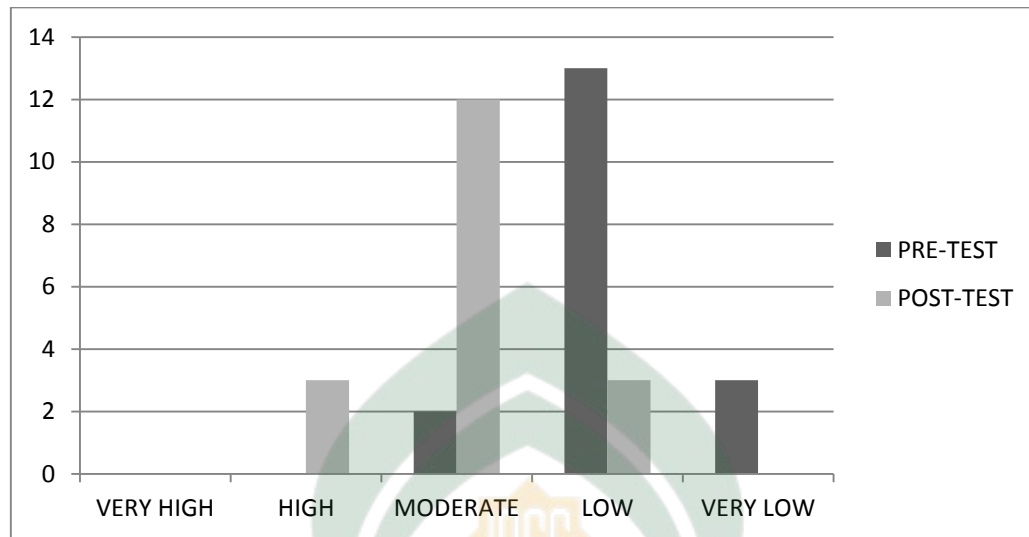
The effect of concept mapping are supported by the score of the reflective students have significant improvement. Their mean score of their pre-test was 9.86 and the mean score after treatment was 5.27. Furthermore, there is increase score about 5.41 from pre-test to the post-test.

In the other hand, applying concept mapping is one strategy to increase the students' ability in reading. This result agreed with the results of almost all the previous studies like Mahdavinia and Molazifadeh (2013) found reflective students made many idioms in their writing then impulsive students and Beydarani (2015) found the concept mapping had positive effect in reading comprehension. Same with this study also found that concept mapping have positive effect to the reflective students by increasing the students' score.

The reflective students have improvement in their score after applying concept mapping in their reading test. It means that the concept mapping has a positive effect to reflective students and concept mapping has relationship with the reflective students because the reflective students were the students who had deep thinking before make decisions and also conclusion from the passage.

2. Implementation of Concept Mapping Strategy in Improving Impulsive Students' Reading Skill at English and Literature Department

In this research, there were 18 impulsive students and classified in some of category. Based on the classification table, the impulsive students' percentage increased from the pre-test to the post test.



In pre-test, there was none of student in very high and high categories, 2 students were in moderate, most of 13 students were in low and 3 students were in very low category. The difference percentage found in post-test, there were none of student in very high and very low categories, 3 students were in high, most of 12 students were in moderate and 3 students were in low category. There were changing number of students in every category except very high category because none of students in this category from both of test.

Based on the table, the mean score of the impulsive students have improvement about 5.00, the mean score in pre-test was 7.56 and the mean score in post-test was 12.56. The score increased after the students were giving treatment about concept mapping strategy in their reading proficiency test. Therefore, the data show that there is an effect of the concept mapping in impulsive students' reading skill. This is supported by the increasing score from both of the tests, before and after treatment.

Some of previous studies were supported this research, like: Marovet (2014) indicated that there were significant different between the reflectivity and impulsivity in their speaking because impulsivity spoke and do things without stoping to think. Maleki and Dabbaghy (2013) indicate that there is positive effect of concept mapping in their reading and also in their speaking.

The impulsive students are the students who do something without deep analyzing and made fewer errors because do something in short time and it has correlation with the concept mapping because concept mapping is one of strategy which help students to think systematic and get the meaning of the problem early. The score in this research is indicated that the impulsive students' score has increased then their pre-test. It means that concept mapping have relation with impulsive students because it help the impulsive students to improve their score.

After knowing the mean score each group, the table 9 show that the t-value both of the tests more than t-table. T-value in pre-test is 2.182 more than the t-table was 2.010 while the t-value in post test is 2.759 higher than t-table was 2.010. With the sig. (2-tailed) each tests were 0.035 and 0.009 which less than 0.05. Pallant stated that if the sig. (2-tailed) less than 0.05, it means that there is a significant difference in the mean score of pre-test and post-test in reflective and impulsive students.

Reflective students were the students who need to analyze something before make conclusion, they were the students need more time in answering the questions but have accurate answer. That is supported from their score in pre-test

they have good score than impulsive students. While, impulsive students were the students who answer the questions fast because most of them did not check their answer before submit and their answer have significant different between reflective students in pre-test

After applying concept mapping in reading comprehension based on the Reflectivity/Impulsivity cognitive style. The score of reading both of students' group have improvement from their pre-test to post-test. It was caused both of the groups used concept mapping in answering question and all of them said that concept mapping really help them to answer the questions early because they understood the meaning of passages easily. The concept mapping had influence also in difficult passage, in pre-test some of students cannot get good score in passage fourth but after applying concept mapping there was none of students who got none score in this passage. It means concept mapping not only used in general passage but also in difficult passage and concept mapping not only has influence the reflective students but also the impulsive students.

CHAPTER V

CONCLUSIONS AND SUGGESTIONS

A. Conclusions

Based on the findings and discussion in previous chapter, the researcher concluded:

1. The 22 reflective students have higher score than 18 impulsive students in their pre-test. After applying concept mapping both of the groups have improvement score about 5.00 - 5.41 score, and their differences mean score are 0.41.
2. The implementation of concept mapping improved the reflective students' reading skill because their score between pre-test to post-test have significant difference. The score of reflective students in their pre-test just got 9.86 and after treatment their score become 15.27. The reflective students argued that concept mapping help them in analyzing meaning of the passage early and they could answer the questions more accurate.
3. The implementation of concept mapping improved the impulsive students' reading skill because in answering reading test they felt easy to get the meaning of the passage not only in general passage but also in difficult passage. Their score show that there was significant improvement and they also have fewer errors.
4. The independent sample t-test shows that there is significant improvement of concept mapping in the students' reading skill based on the reflective and impulsive students.

B. Suggestions

Based on the conclusion above, the researcher conveys some suggestion related to this research, they are:

1. By knowing the reflective and the impulsive students, the students could choose the best strategy that will be used in their learning process which is suitable with their style in learning.
2. By applying concept mapping in the reading skill, students could be easy to understand what the meaning of the things and could be helped them to make their mind systematic. While, the lecturer also could use this method in their teaching process in explaining materials
3. For the further research, it is necessary to explore this concept mapping strategy in the other skill like speaking skill based on the other cognitive style of the students.

BIBLIOGRAPHY

- Alderson, C. J. 2000. *Assessing Reading*. Cambridge University press.
- Baker, W. and Boonkit, K. 2004. *Learning Strategies in Reading and Writing: EAP Contexts*, in Regional Language Centre Journal.
- Beydarani. 2015. *The Influence of Concept Mapping on Reading Comprehension of Iranian English Students Employing Persuasive and Descriptive Texts*. In journal of Language Teaching and Research.
- Block, J. Jeanne H. Block and Harrington, M. David. 1974. *Some Misgivings about The Matching Familiar Figures Test as A Measure of Reflection/Impulsivity*. Developmental Psychology.
- Boeree, Dr. C. George. 2006. *Hans Eysenck and other Temperament Theories, Personality Theories*. Psychology Department Shippensburg University.
- Broughton, G. C. Brumfit. R. Flavell. P. Hill and A. Pincas. 1980. *Teaching English as a Foreign Language*. New York: Routledge.
- Brown, H. Douglas. 2000. *Principle of Learning and Teaching*. Addison Wesley Longman.
- Deborah, P. 2004. *Longman Preparation Course for the TOEFL Test: The Paper Test*. New York: Pearson ESL.
- Dornyei, Z. 2005. *The Psychology of the Language Learner: Individual Differences in Second Language Acquisition*. Mahwah, NJ: Lawrence Erlbaum Associates.
- Eysenck, H. J. 1958. *A Short Questionnaire for the Measurement of Two Dimensions of Personality*. Journal of Applied Psychology.
- Gobert, J.D. and Clement, J.J. 1999. *Effects of Student Generated Diagrams Versus Student Generated Summaries on Conceptual Understanding Of Causal And Dynamic Knowledge In Plate Tectonics*, in Journal of Research in Science Teaching.
- Harmer, J. 2010. *How to Teach English*. Oxford: Ocelot Publishing
- Jamieson, J. 1992. *The Cognitive Style of Reflection/ Impulsivity & Field Independence & ESL Success*. Modern Language Journal.
- Kagan, J. 1966. *Reflection-impulsivity: The Generality and Dynamics of Conceptual Tempo*. Journal of Abnormal Psychology.

- Mahdavinia, Molavisadah. 2013. *The Relationship Between Impulsivity/Reflectivity Cognitive Style and The Use of Idioms in Compositions Writing Among Iranian Advanced EFL Learner*, in MJAL 5:2
- Maleki, Dabbaghi. 2003. *The Influence of Concept Mapping Strategy on Reading Comprehension of those Students Challenging in Studying Invalid Books at some High Schools*. in Journal for The Teacher English.
- Marovat, Esmaeel. 2014. *Effects of Reflectivity/Impulsivity on IELTS Candidates' Band Scores in the Speaking Module on the Test*. International Conference on Current Trends in ELT.
- Morgan, H. 1997. *Cognitive styles and classroom learning*. Westport, CT: Praeger Publishers.
- Novak, J.D. 1990 *Concept maps and Vee diagrams: Two metacognitive tools to facilitate meaningful learning*. Instructional Science.
- Novak, J.D. and Canas, A. 2006. *The origins of the concept mapping tool and the continuing evolution of the tool*, in Information Visualization..
- Novak, J.D. 2010. *Learning, Creating, and Using Knowledge: Concept Maps as Facilitative Tools in Schools and Corporations*. in Journal of E-Learning and Knowledge Social.
- Pallant, J. 2005. *SPSS Survival Manual: a step by step guide to data analyzing using SPSS*. Ligare, Sydney: Bookhouse, Sydney.
- Revelle, William. 1980. *Extroversion and Impulsivity: The Lost Dimension*. Elsevier Science Press.
- Samuels, S. Jav. 2014. *A Cognitive Approach to Factors Influencing Reading Comprehension*. In The Journal of Educational Research.
- Schultz, P. Duane and Schultz, E. Sydney. 2005. *Theories of Personality*. Wadsworth Cengage Learning.
- SIL International. 1999. *Four Basic Language Skill*. CD-ROM.
- Snead, D. and Wanda, S. 2004. *Concept Mapping and Science Achievement of Middle Grade Student*. in Journal of Research in Childhood Education.
- Snow, Catherine E. 2002. *Reading for Understanding: Toward A Research and Development Program in Reading Comprehension*. Arlington: RAND
- Sudjana. 1989. *Metode Statistika Edisi 5*. Bandung: Tarsito.

Sugiyono, Prof. Dr. 2013. *Metode Penelitian Kuantitatif, Kualitatif dan R & D*. Bandung: Penerbit Alfabeta,

White, D. Rutter. 1999. *The Effects of Conceptual Tempo and Learning Styles on The Reflective Thinking and Decision Making of Principals in A Multimedia Case Simulation*. A Dissertation in Instructional Technology.

Zelniker, T. Jeffrey, W., Kagan, J., & Wright, J. 1976. *Reflective & Impulsive Children: Strategies of Information Processing Underlying Differences in Problem Solving*. Monographs of The Society For Research in Child Developments.





BIOGRAPHY

Satriani was born on August 20, 1994 in Calodo, Wajo Regency of South Sulawesi. She is the second children from H. Simmase and HJ. Kasma. She has one sister and one brother.

She entered at Elementary School SD Negeri 97 Simpursia and graduated in 2006. In the same year, she continued her study at Junior High School in SMPN 1 Sengkang and graduated in 2009. Then she continued her study in Senior High School in SMAN 3 Sengkang Unggulan Wajo regency and graduated in 2012. After finishing her study at school, she enrolled at State Islamic University (UIN) Alauddin Makassar in 2012 and took English and Literature department (BSI) of Adab and Humanities Faculty.

UNIVERSITAS ISLAM NEGERI
ALAUDDIN
M A K A S S A R

APPENDIXES

UNIVERSITAS ISLAM NEGERI
ALAUDDIN
MAKASSAR

APPENDIX I

QUESTIONNAIRE

The questionnaire is as a tool to divide the students into two categories reflectivity cognitive style and impulsivity cognitive style. There are 15 questions which divide to two categories, 3 numbers (5, 10 and 12) are the reflective statement and 12 numbers are impulsive statement.

NO	ITEMS	YES	NO
1	Do you quick enjoy taking risks?		
2	Do you generally do and say things without stopping to think?		
3	Do you often get into a jam because you do things without thinking?		
4	Do people you are with have a strong influence on your moods?		
5	Do you usually think carefully before doing anything?		
6	Do you mostly speak without thinking things out?		
7	Do you get so carried away by new and exciting ideas, that you never think of possible snags?		
8	Can you make decisions without worrying about the people's feeling?		
9	Do you usually work quickly, without bothering to check?		
10	Before making up your mind do you consider all the advantages and disadvantages?		
11	Can you get very interested in your friends' problems?		
12	Are you happy when you are with a cheerful group and sad when the others are glum?		
13	Do you usually make up your mind quickly		
14	Can you imagine what it must be like to be lonely?		
15	Does it worry you when others are worrying and panicky?		

APPENDIX II

PRE AND POST TEST

There are 25 questions which divide to five passages and each passage has five questions. This test will use as a pre test and post test. Pre test is a first test to measure the knowledge of the students before apply the concept mapping and then the post test is a test after apply the concept mapping in reading passage and it as a final result from the test. The reading comprehension, below:

Question 1-5

Carbon tetrachloride is a colorless and inflammable liquid that can be produced by combining carbon disulfide and chlorine. The compound is widely used in industry today because of its effectiveness as a solvent as well as its use in the production of propellants.

Despite its widespread use in industry, carbon tetrachloride has been banned for home use. In the past, carbon tetrachloride was a common ingredient in cleaning compounds that were used throughout the home, but it was found to be dangerous: when heated, it changes into a poisonous gas that can cause severe illness and even death if it is inhaled. Because of this dangerous characteristic, the United States revoked permission for the home use of carbon tetrachloride in 1970. The United States has taken similar action with various other chemical compounds.

1. The main point of this passage is that
 - a) Carbon tetrachloride can be very dangerous when it is heated.
 - b) The government banned carbon tetrachloride in 1970.
 - c) Although carbon tetrachloride can legally be used in industry, it is not allowed in home products.
 - d) Carbon tetrachloride used to be a regular part of cleaning compounds.
2. According to the passage, before 1970 carbon tetrachloride was
 - a) Used by itself as a cleanser
 - b) Banned in industrial use
 - c) Often used as a component of cleaning products
 - d) Not allowed in home cleaning products
3. It is stated in the passage that when carbon tetrachloride is heated, it becomes
 - a) Harmful
 - b) Colorless
 - c) A cleaning compound
 - d) Inflammable
4. It can be inferred from the passage that one role of the U.S. government is to
 - a) Regulate product safety

- b) Prohibit any use of carbon tetrachloride
 - c) Instruct industry on cleaning methodologies
 - d) Ban the use of any chemicals.
5. The paragraph following the passage most likely discusses
- a) Additional uses for carbon tetrachloride
 - b) The banning of various chemicals compounds by the U.S. government
 - c) Further dangerous effects of carbon tetrachloride
 - d) The major characteristics of carbon tetrachloride

Question 6-10

The next artist in this survey of American artists is James Whistler. He is concluded in this survey of American artists because he was born in the United States, although the majority of his artwork was completed in Europe. Whistler was born in Massachusetts in 1834, but nine years later his father moved the family to St. Petersburg, Russia, to work on the construction of a railroad. The family returned to the United States in 1849. Two years later Whistler entered the U.S. military academy at West Point, but he was unable to graduate. At the age of twenty-one, Whistler went to Europe to study art despite familial objections, and he remained in Europe until his death.

Whistler worked in various art forms, including etchings and lithographs. However, he is most famous for his paintings, particularly Arrangement in Gray and Black No 1: Portrait of the Artist's Mother or Whistler's Mother, as it is more commonly known. This painting shows a side view of Whistler's mother, dressed in black and posing against a gray wall. The asymmetrical nature of the portrait, with his mother seated off-center, is highly characteristic of Whistler's work.

6. The paragraph preceding this passage most likely discusses
- a) A survey of eighteenth-century art
 - b) A different American artist
 - c) Whistler's other famous paintings
 - d) European Artists
7. Which of the following best describes the information in the passage?
- a) Several artists are presented
 - b) One artist's life and works are described
 - c) Various paintings are contrasted
 - d) Whistler's family life is outlined.
8. Whistler is considered an American artist because
- a) He was born in America

- b) He spent most of his life in America.
 - c) He served in the U.S. military
 - d) He created most of his famous art in America
9. It is implied in the passage that Whistler's family was
- a) Unable to find any work at all in Russia
 - b) Highly supportive of his desire to pursue art
 - c) Working class
 - d) Military
10. Which of the following is NOT true according to the passage?
- a) Whistler worked with a variety of art forms
 - b) Whistler's Mother is not the official name of his painting
 - c) Whistler is best known for his etchings.
 - d) Whistler's mother is painted in somber tones.

Question 11-15

The locations of stars in the sky relative to one another do not appear to the naked eye to change, and as a result stars are often considered to be fixed in position. Many unaware stargazers falsely assume that each star has its own permanent home in the nighttime sky.

In reality, though, stars are always moving, but because of the tremendous distances between rather fast-moving star demonstrates why this misconception prevails, it takes approximately 200 years for a relatively rapid star like Bernard's star to move a distance in the skies equal to the diameter of the earth's moon. When the apparently negligible movement of the stars is contrasted with the movement of the planets, the stars are seemingly unmoving.

11. Which of the following is the best title for this passage?
- a) What the Eye Can See in the Sky
 - b) Bernard's star
 - c) Planetary Movement
 - d) The Evermoving Stars
12. According to the passage, the distances between the stars and Earth are
- a) Barely perceptible
 - b) Huge
 - c) Fixed
 - d) Moderate
13. The passage implies that from Earth it appears that the planets
- a) Are fixed in the sky

- b) Move more slowly than the stars
 - c) Show approximately the same amount of the movement as the stars
 - d) Travel through the sky considerably more rapidly than the stars
14. Which of the following is NOT true according to the passage?
- a) Stars do not appear to the eye to move
 - b) The large distances between stars and the earth tend to magnify movement to the eye
 - c) Bernard's star moves quickly in comparison with other stars
 - d) Although stars move, they seem to be fixed
15. This passage would most probably be assigned reading in which course?
- a) Astrology
 - b) Geophysics
 - c) Astronomy
 - d) Geography

Question 16-20

It has been noted that, traditionally, courts have granted divorces on fault grounds: one spouse is deemed to be at fault in causing the divorce. More and more today, however, divorces are being granted on a no-fault basis.

Proponents of no-faults divorce argue that when a marriage fails, it is rarely the case that one marriage partner is completely to blame and the other blameless. A failed marriage is much more often the result of mistakes by both partners.

Another argument in favor of no-fault divorce is that proving fault in court, in a public arena, is a destructive process that only serves to lengthen the divorce process and that dramatically increases the negative feelings present in a divorce. If a couple can reach a decision to divorce without first deciding which partner is to blame, the divorce settlement can be negotiated more easily and equitably and the post divorce healing process can begin more rapidly.

16. What does the passage mainly discuss?
- a) Traditional grounds for divorce
 - b) Who is at fault in a divorce
 - c) Why no-fault divorces are becoming more common
 - d) The various reasons for divorces
17. According to the passage, no-fault divorces
- a) Are on the increase
 - b) Are the traditional form of divorce
 - c) Are less popular than they used to be

- d) Were granted more in the past
- 18. It is implied in the passage that
 - a) There recently has been a decrease in no-fault divorces
 - b) Not all divorces today are no-fault divorces
 - c) A no-fault divorce is not as equitable as a fault divorce
 - d) People recover more slowly from a no-fault divorce
- 19. The passage states that a public trial to prove the fault of one spouse can
 - a) Be satisfying to the wronged spouse
 - b) Lead to a shorter divorce process
 - c) Reduce negative feelings
 - d) Be a harmful process
- 20. Which is NOT listed in this passage as an argument in favor of no-fault divorce?
 - a) Rarely is only one marriage partner to blame for a divorce
 - b) A no-fault divorce generally costs less in legal fees
 - c) Finding fault in a divorce increases negative feelings
 - d) A no-fault divorce settlement is generally easier to negotiate

Question 21-25

Whereas literature in the first half of the eighteenth century in America had been largely religious and moral in tone, by the latter half of the century the revolutionary fervor that was coming to life in the colonies began to be reflected in the literature of the time, which in turn served to further influence the population. Although not all writers of this period supported the Revolution, the two best-known and most influential writers, Ben Franklin and Thomas Paine, were both strongly supportive of that cause.

Ben Franklin first attained popular success through his writing in his brother's newspaper, the *New England Current*. In these articles he used a simple style of language and common sense argumentation to defend the point of view of the farmer and the Leather Apron man. He continued with the same common sense practicality and appeal to the common man with his work on *Poor Richard's Almanac* from 1733 until 1758. Firmly established in his popular acceptance by the people, Franklin wrote a variety of the extremely effective articles and pamphlets about the colonists' revolutionary cause against England.

Thomas Paine was an Englishman working as a magazine editor in Philadelphia at the time of the Revolution. His pamphlet *Common Sense*, which appeared in 1776, was a force in encouraging the colonists to declare their independence from England. Then throughout the long and desperate war years he

published a series of *Crisis* papers (from 1776 until 1783) to encourage the colonists to continue on with the struggle. The effectiveness of his writing was probably due to his emotional yet oversimplified depiction of the cause of the colonists against England as a classic struggle of good and evil.

21. The paragraph preceding this passage most likely discusses
 - a) How literature influences the population
 - b) Religious and moral literature
 - c) Literature supporting the cause of the American Revolution
 - d) What made Thomas Paine's literature successful
22. It is implied in the passage that
 - a) Some writers in the American colonies supported England during the Revolution
 - b) Franklin and Paine were the only writers to influence the Revolution
 - c) Because Thomas Paine was an Englishman, he supported England against the colonies
 - d) Authors who supported England did not remain in the colonies during the Revolution
23. According to the passage, the tone of *Poor Richard's Almanac* is
 - a) Pragmatic
 - b) Erudite
 - c) Theoretical
 - d) Scholarly
24. Where in the passage does the author describe Thomas Paine's style of writing?
 - a) Lines 4-6
 - b) Lines 8-9
 - c) Lines 14-15
 - d) Lines 18-20
25. The purpose of the passage is to
 - a) Discuss American literature in the first half of the eighteenth century
 - b) Give biographical data on two American writers
 - c) Explain which authors supported the Revolution
 - d) Describe the literary influence during revolutionary America.

APPENDIX III

THE COURSE OUTLINE

The course outline below will be used by the researcher to explain about the material of concept mapping. The researcher will give the students some explanation before apply the concept mapping in reading passage. It will take time about 10 minutes.


- The definition of concept mapping.
- The functions of concept mapping.
- The form of concept mapping.
- How to apply concept mapping in reading passage.
- Give some example of reading passage in the concept mapping form.

APPENDIX IV

THE OPINION'S QUESTION

The question is used to know what the students' opinion after applying concept mapping in their reading test base on the reflective students and impulsive. It is supported the data about their pre-test and post-test.

1. Does the concept mapping influence your reading skill? Explain!



APPENDIX V

THE REFLECTIVE STUDENTS' MEAN SCORE

NO	NAME	PRE-TEST		POST-TEST	
		x_1	x_1^2	x_2	x_2^2
1	QQ	5	25	13	169
2	YW	10	100	16	256
3	ZH	5	25	10	100
4	LA	5	25	12	144
5	MUM	15	225	22	484
6	MF	13	169	20	400
7	ND	7	49	14	196
8	MSH	12	144	17	289
9	UNK	10	100	15	225
10	FB	12	144	16	256
11	RA	12	144	15	225
12	RKP	19	361	23	529
13	IAI	5	25	11	121
14	SUA	5	25	13	169
15	SY	8	64	11	121
16	ZMRA	13	169	18	324
17	ME	14	196	21	441
18	A	11	121	14	196
19	SA	11	121	16	256
20	AQ	10	100	13	169

21	KT	5	25	12	144
22	AN	10	100	14	196
TOTAL		$\Sigma x_1=217$	$\Sigma x_1^2=2457$	$\Sigma x_2=336$	$\Sigma x_2^2=5410$

a) Mean scores of Pre- test

Formula $\bar{X}_1 = \frac{\sum X_1}{N}$

$$\bar{X}_1 = \frac{217}{22} = 9.86$$

b) Mean scores of post-test

Formula : $\bar{X}_2 = \frac{\sum X_2}{N}$

$$\bar{X}_2 = \frac{336}{22} = 15.27$$

c) The Difference Mean scores of pre-test and post-test

Formula: $\sum X = \bar{X}_2 - \bar{X}_1$

$$\sum X = 15.27 - 9.86 = 5.41$$

APPENDIX VI

THE IMPULSIVE STUDENTS' MEAN SCORE

NO	NAME	PRE-TEST		POST-TEST	
		x_1	x_1^2	x_2	x_2^2
1	SW	10	100	14	196
2	E	6	36	13	169
3	D	4	8	9	81
4	S	11	121	16	256
5	WS	6	36	10	100
6	MAM	7	49	13	169
7	NKA	12	144	17	289
8	M	7	49	12	144
9	NP	8	64	12	144
10	MKA	10	100	13	169
11	IIW	5	25	9	81
12	RH	9	49	13	169
13	MFU	10	100	16	256
14	PN	6	36	11	121
15	PAA	7	49	11	121
16	PNS	6	36	11	121
17	KM	9	81	13	169
18	NHA	3	9	13	169

TOTAL	$\Sigma x_1=136$	$\Sigma x_1^2=1092$	$\Sigma x_2=226$	$\Sigma x_2^2=2924$	

1) Mean scores of Pre- test

Formula $\bar{X}_1 = \frac{\sum X_1}{N}$

$$\bar{X}_1 = \frac{136}{18} = 7.56$$

2) Mean scores of post-test

Formula : $\bar{X}_2 = \frac{\sum X_2}{N}$

$$\bar{X}_2 = \frac{226}{18} = 12.56$$

3) The Difference Mean scores of pre-test and post-test

Formula: $\sum X = \bar{X}_2 - \bar{X}_1$

Formula: $\sum X = 12.56 - 7.56 = 5.00$

APPENDIX VII

THE INDEPENDENT SAMPLE T-TEST

1) T-test for reflective group and impulsive group in pre-test

a) Reflective group

$$SS_R = \sum x^2 - \left(\frac{(\sum x)^2}{n} \right)$$

$$= 2457 - \left(\frac{217^2}{22} \right)$$

$$= 2457 - \frac{47089}{22}$$

$$= 2457 - 2140.4$$

$$= 316.6$$

b) Impulsive group

$$SS_I = \sum x^2 - \left(\frac{(\sum x)^2}{n} \right)$$

$$= 1092 - \left(\frac{136^2}{18} \right)$$

$$= 1092 - \frac{18296}{18}$$

$$= 1092 - 1027.6 = 64.4$$

c) Independent t-test for pre-test

$$\text{Formula : } t = \frac{\bar{X}_R - \bar{X}_I}{\sqrt{\left(\frac{SS_R + SS_I}{n_R + n_I - 2} \right) \left(\frac{1}{n_R} + \frac{1}{n_I} \right)}}$$

$$t = \frac{9.86 - 7.56}{\sqrt{\left(\frac{316.6 + 64.4}{22 + 18 - 2} \right) \left(\frac{1}{22} + \frac{1}{18} \right)}}$$

$$t = \frac{2.30}{\sqrt{\left(\frac{381}{38} \right) (0.106)}}$$

$$t = \frac{2.30}{\sqrt{10.026 \times 0.106}}$$

$$t = \frac{2.30}{\sqrt{1.062756}}$$

$$t = \frac{2.330}{1.030} = 2.231$$

t-test = 2.231 or 2.182 (T-SPSS)

$$t\text{-table} = 2.010$$

2). T- test for reflective and impulsive group in post-test

a) Reflective group

$$\begin{aligned} SS_R &= \sum x^2 - \left(\frac{(\sum x)^2}{n} \right) \\ &= 5410 - \left(\frac{336^2}{22} \right) \\ &= 5410 - \frac{112896}{22} \\ &= 5410 - 5131.6 = 278.4 \end{aligned}$$

b) Impulsive group

$$\begin{aligned} SS_I &= \sum x^2 - \left(\frac{(\sum x)^2}{n} \right) \\ &= 2924 - \left(\frac{226^2}{18} \right) \\ &= 2924 - \frac{51076}{18} \end{aligned}$$

$$= 2924 - 2837.56 = 86.4$$

c) The Independent t-test for post-test

$$\text{Formula : } t = \frac{\overline{X}_R - \overline{X}_I}{\sqrt{\left(\frac{SS_R + SS_I}{n_R + n_I - 2} \right) \left(\frac{1}{n_R} + \frac{1}{n_I} \right)}}$$

$$t = \frac{15.27 - 12.56}{\sqrt{\left(\frac{278.4 + 86.4}{22 + 18 - 2} \right) \left(\frac{1}{22} + \frac{1}{18} \right)}}$$

$$t = \frac{2.71}{\sqrt{\left(\frac{364.8}{38} \right) (0.106)}}$$

$$t = \frac{2.71}{\sqrt{(9.6 \times 0.106)}}$$

$$t = \frac{2.71}{\sqrt{1.0176}}$$

$$t = \frac{2.71}{1.0087}$$

$$t = 2.686$$

t-test = 2.686 or 2.759 (T-SPSS).