

**THE INFLUENCE OF USING INTERACTIVE WRITING TECHNIQUE
ON STUDENTS' WRITING ABILITY IN WRITING DESCRIPTIVE
TEXT AT THE SECOND GRADE OF SMPN 1 AWANGPONE**



A Thesis

*Submitted in Partial Fulfillment of the Requirements for the Degree of
Sarjana Pendidikan (S.Pd) of English Education Department
Tarbiyah and Teaching Science Faculty
Alauddin State Islamic University
Of Makassar*

UNIVERSITAS ISLAM NEGERI
ALAUDDIN
M A K A S S A R

By:

ULFI ISNAENI

Reg. Number: 20400112084

**ENGLISH EDUCATION DEPARTMENT
TARBIYAH AND TEACHING SCIENCE FACULTY
ALAUDDIN STATE ISLAMIC UNIVERSITY OF MAKASSAR
2016**

PERNYATAAN KEASLIAN SKRIPSI

Dengan penuh kesadaran, penulis yang bertanda tangan di bawah ini:

Nama : Ulfi Isnaeni

NIM : 20400112084

Tempat/Tgl. Lahir : Mallari, 19 Desember 1994

Jur/Prodi/Konsentrasi : Pendidikan Bahasa Inggris

Fakultas/Program : Tarbiyah dan Keguruan

Alamat : Jl. Mannuruki II No. 30 B Makassar

Judul : The Influence of Using Interactive Writing Technique on Students' Writing Ability in Writing Descriptive Text at The Second Grade of SMPN 1 Awangpone.

menyatakan dengan sesungguhnya dan penuh kesadaran bahwa skripsi ini benar adalah hasil karya sendiri. Jika di kemudian hari terbukti bahwa ia merupakan duplikat, tiruan, plagiat, atau dibuat oleh orang lain, sebagian atau seluruhnya, maka skripsi dan gelar yang diperoleh karenanya batal demi hukum.

Makassar, 5 November 2016
Penulis,

Ulfi Isnaeni
NIM. 20400112084

PERSETUJUAN PEMBIMBING

Pembimbing penulisan skripsi saudara, Ulfi Isnaeni, NIM: 20400112084, Mahasiswi Jurusan Pendidikan Bahasa Inggris pada Fakultas Tarbiyah dan Keguruan UIN Alauddin Makassar, setelah dengan seksama meneliti dan mengoreksi skripsi yang bersangkutan dengan judul "The Influence of Using Interactive Writing Technique on Students' Writing Ability in Writing Descriptive Text at The Second Grade of SMPN 1 Awangpone" memandang bahwa skripsi tersebut telah memenuhi syarat-syarat ilmiah dan dapat disetujui untuk diajukan ke sidang munaqasyah.

Demikian persetujuan ini diberikan untuk proses selanjutnya.


Makassar, 5 November 2016


Pembimbing I

Pembimbing II

UNIVERSITAS ISLAM NEGERI

ALAUDDIN


Dr. Muhammad Yaumi, M.Hum., M.A.
NIP. 19730120 200312 1 001


Syarif Syamsul, M.Pd.L., M.Ed.Tesol.Int
NUPN. 9909006769

PENGESAHAN SKRIPSI

Skripsi yang berjudul, "The Influence of Using Interactive Writing Technique on Students' Writing Ability in Writing Descriptive Text at The Second Grade of SMPN 1 Awangpone", yang disusun oleh Ulfi Isnaeni, NIM: 20400112084, mahasiswa Jurusan Pendidikan Bahasa Inggris pada Fakultas Tarbiyah dan Keguruan UIN Alauddin Makassar, telah diuji dan dipertahankan dalam sidang munaqasyah yang diselenggarakan pada hari Selasa, tanggal 29 November 2016 M yang bertepatan dengan tanggal 29 Shafar 1438 H dan dinyatakan telah dapat diterima sebagai salah satu syarat untuk memperoleh gelar Sarjana Pendidikan (S.Pd.) pada Fakultas Tarbiyah dan Keguruan, Jurusan Pendidikan Bahasa Inggris dengan beberapa perbaikan.

Samata – Gowa, 29 November 2016 M
29 Shafar 1438 H

DEWAN PENGUJI (SK. Dekan No. 8440 Tahun 2016)

Ketua : Dr. Hamka Ilyas, M.Th.I.
Sekretaris : Sitti Nurpahmi, S.Pd., M.Pd.
Munaqisy I : Dr. Kamsinah, M.Pd.I.
Munaqisy II : Dr. M. Rusdi T., M.Ag.
Pembimbing I : Dr. Muhammad Yaumi, M.Hum., M.A.
Pembimbing II: Syaidah Syamsul, M.Ed. Tesol. Int.

(.....)
(.....)
(.....)
(.....)
(.....)
(.....)

UNIVERSITAS ISLAM NEGERI

ALAUDDIN

M A K A S S A R

M A K A S S A R

M A K A S S A R

M A K A S S A R

M A K A S S A R

M A K A S S A R

M A K A S S A R

M A K A S S A R

M A K A S S A R

M A K A S S A R

M A K A S S A R

M A K A S S A R

M A K A S S A R

M A K A S S A R

M A K A S S A R

M A K A S S A R

M A K A S S A R

M A K A S S A R

M A K A S S A R

M A K A S S A R

M A K A S S A R

M A K A S S A R

M A K A S S A R

M A K A S S A R

M A K A S S A R

Diketahui oleh
Dekan Fakultas Tarbiyah dan Keguruan
UIN Alauddin Makassar, //

— amri
Dr. H. Muhammad Amri, Lc., M.Ag.
NIP. 19730120 200312 1 001

ACKNOWLEDGEMENT

بِسْمِ اللَّهِ الرَّحْمَنِ الرَّحِيمِ

Alhamdulillah Rabbil Alamin, the researcher would like to express her deepest gratitude to the Almighty Allah SWT. who has been giving mercy, blessing, inspiration, and good health all the time to conduct the writing thesis. Also the researcher does not forget to send great respect to the prophet, Muhammad SAW. Peace be upon him, who has guided the human being from the worst to the peace or from bad condition to the better life.

During the writing of the thesis, the researcher received much assistance from a number of people, for their valuable guidance, correction, suggestion, advice and golden support. Without them, the writing of this thesis would never be possibly completed. Therefore, the researcher would like to express the greatest thanks and appreciations for those people, they are:

1. The researcher's beloved parents, **Drs. Ashar** and **Siti Rahmatang** who always love, pray, motivate, and support for the researcher's success.
2. **Prof. Dr. H. Musafir Pababbari, M.Si.**, the Rector of Alauddin State Islamic University of Makassar for his advice during she studied at the university.
3. **Dr. H. Muhammad Amri, Lc., M.Ag.**, the Dean of Tarbiyah and Teaching Science Faculty for advice and motivation.
4. **Dr. Kamsinah, M.Pd.I.**, and **Sitti Nurpahmi, S.Pd., M.Pd.**, the Head and the Secretary of English Education Department of Tarbiyah and Teaching Science Faculty of Alauddin State Islamic University of Makassar who have helped, guided, and supported the researcher.

5. The most profound thanks go to the all lecturers of English Education Department and all staffs of Tarbiyah and Teaching Science Faculty for their help, support, and guidance during the researcher has been studying at Alauddin State Islamic University of Makassar especially for **Dr. Muhammad Yaumi, M.Hum., M.A.** as the first consultant and **Syaidah Syamsul Syamsul, S.Pd.I., M.Ed.Tesol.Int.** as the second consultant who always give advice and guidance.
6. The researcher's beloved sisters **Ulfa Ade Irma, SKM** and **Ainun Maulidah**, and her beloved brother **Muh. Akbar Arfah**, who always gives motivation, support her.
7. The researcher would like to thank to close friends **Irma, S.Pd.I., Evi Desi, Intaniya Fathanty Lukman**, and **Defrianti Kartika Eka Damayanti** who always beside her, nice sharing for anything and support to finishing this research.
8. The researcher's beloved friends in **PBI 5 and PBI 6 2012**, for all their support, and motivation to fight obstacles during the study together in UIN Alauddin Makassar.
9. The researcher's friends in KKN Reguler Angkatan 51 Polongbangkeng Selatan Kab. Takalar, they are **Fahri, Ita Armita, Nursania**, and **Sa'ad Husain** who like to be her family and give her a joy during KKN.
10. The researcher's friends in **HIMABIM (Himpunan Mahasiswa Bidikmisi)**, for their spirit and motivation during writing this thesis.
11. The Headmaster of SMP Negeri 1 Awangpone and English teacher who have given opportunity to conduct this research in the school.

12. All of the students at the second grade of SMPN 1 Awangpone especially in class VIII A, thanks for your participation and support in the research, so the researcher can finish this thesis.

13. All people who help and those whom the researcher cannot mention one by one.

The researcher realizes that the writing of this thesis is far from the perfectness. Remaining errors are the researcher's own. Therefore, constructive criticism and suggestions will be highly appreciated.

Finally, willingly the researcher prays, may all our efforts are blessed by Allah SWT. Aamiin.

Makassar, 5 November 2016

The Researcher,

Ulfi Isnaeni
NIM. 20400112084



LIST OF CONTENTS

	<i>Page</i>
TITLE PAGE	i
PERNYATAAN KEASLIAN SKRIPSI.....	ii
PENGESAHAN	iii
PERSETUJUAN PEMBIMBING.....	iv
ACKNOWLEDGMENT	v
LIST OF CONTENTS	viii
LIST OF TABLES.....	x
LIST OF APPENDICES	xi
ABSTRACT.....	xii
CHAPTER I. INTRODUCTION	1-6
A. Background	1
B. Research Problem	3
C. Research Objective	4
D. Research Significance	4
E. Research Scope	5
F. Operational Definition of Term.....	6
CHAPTER II. REVIEW OF RELATED LITERATURE	7-19
A. Some Previous Related Research Findings	7
B. Some Pertinent Ideas	10
1. General Concept of Writing	10
2. Interactive Writing Technique	13
3. Descriptive Text	16
C. Theoretical Framework	18
D. Hypothesis	19

CHAPTER III. RESEARCH METHOD	20-32
A. Research Method	20
1. Research Design.....	20
2. Variables of the Research	21
B. Population and Sample	21
1. Population	21
2. Sample.....	22
C. Research Instrument	22
D. Data Collection Procedure	23
E. Data Analysis Technique	24
CHAPTER IV. FINDING AND DISCUSSIONS	33-48
A. Findings	33
B. Discussions	47
CHAPTER V. CONCLUSION AND SUGGESTION	49-50
A. Conclusion	49
B. Suggestion	50
BIBLIOGHRAPHY	51
APPENDICES	53
CURRICULUM VITAE	



LIST OF TABLES

	<i>Page</i>
Table 4.1 The Students' Pre-Test Score	33
Table 4.2 The Students' Pre-Test Score	35
Table 4.3 The Frequency Distribution and Percentage of Pre-Test Score.....	38
Table 4.4 The Frequency Distribution and Percentage of Post-Test Score	39
Table 4.5 The Frequency Distribution and Percentage for Organization	40
Table 4.6 The Frequency Distribution and Percentage for Punctuation.....	41
Table 4.7 The Frequency Distribution and Percentage for Grammar	42
Table 4.8 The Frequency Distribution and Percentage for Vocabulary	43
Table 4.9 The Frequency Distribution and Percentage for Content	44
Table 4.10 The Mean Score and Standard Deviation of Pre and Post-Test.....	45
Table 4.11 The t-test Value of Students Writing Achievement	46



LIST OF APPENDICES

	<i>Page</i>
Appendix I Lesson Plans	54
Appendix II The Classification of The Students’ Pre- Test	71
Appendix III The Classification of The Students’ Post-Test	73
Appendix IV The Total Row Score of Students’ Pre-Test and Post-Test	75
Appendix V Mean Score	77
Appendix VI The Standard Deviation of The Students’ Pre-Test	78
Appendix VII The Standard Deviation of The Students’ Post-Test	79
Appendix VIII Calculating of The t-Test	80
Appendix IX t-Table	81
Appendix X Instrument	82
Appendix XI Documentation	94



ABSTRACT

Title : The Influence of Using Interactive Writing Technique on Students' Writing Ability in Writing Descriptive Text at The Second Grade of SMPN 1 Awangpone
Researcher : Ulfi Isnaeni
Reg. Number : 20400112084
Consultant I : Dr. Muhammad Yaumi, M.Hum., M.A.
Consultant II : Syaidah Syamsul, S.Pd.I., M.Ed.Tesol.Int.

The objectives of this research are to find out students' writing ability in descriptive text at the second grade of SMPN 1 Awangpone, and to identify whether Interactive Writing Technique influence on students' writing ability in descriptive text. This research was conducted at SMPN 1 Awangpone Kab. Bone in academic year 2016/2017. In this research, the population is the second grade. The number of population were 119 students. In taking the sample, Class VIII A was chosen by purposive sampling which this class consist 30 students.

Pre-experimental method was applied in this research with one group pre-test and post-test design. The instrument used to collect data was writing test and the components of writing that measured were organization, punctuation, grammar, vocabulary and content.

The result of the research showed that the second grade students of SMPN 1 Awangpone had "poor" score on pre-test with the mean score 52,77. After giving treatment the students got improvement, they got "good" score with the mean score 81,77. To find out the difference between students' pre-test and post-test, the researcher applied t-test value was 19.46 which was higher than the t-table value 2.045 at the level significance was 0.05 with degree of freedom (df) N-1 in which N= 30.

Based on the result of this research, the researcher suggest that Interactive Writing Technique may be used as alternative technique in teaching writing because it can help students to participate in the composition and construction of the text by sharing the pen with the teacher and build on individual students abilities in writing in order that the students can understand and more interested in learning activity especially in writing.

CHAPTER I

INTRODUCTION

A. Background

Writing is one of the skills which must be studied for every student in English learning process. In fact, writing is one of difficult skills in English, because it uses good language and scientific language. Generally, there are many problems faced by the students in writing. Firstly, they are difficult to find idea to write. Secondly, they do not know how to present main idea, supporting idea, and concluding idea. The last, they do not know about grammatical sentences. Thus, because of those general problems above, the reader could not understand what the writer means.

These kinds of phenomena also occurred in students who currently study in SMPN 1 Awangpone. Based on the preliminary survey at the school, the researcher found that the students always faced problem in finding idea to write, did not know what to do if they want to start their writing. Also, some students felt frustrated when they could not find the appropriate words. In other that, some students could not construct a good sentence, they did not know about organization, grammar, punctuation, capitalization and word order.

These conditions were caused by some factors such as the lack of students' motivation and interest in learning English, the lack of students' vocabulary, the students did not understand how to arrange the words in order to form a good sentence and create sentence into a good paragraph. Also, there was no interaction

between student and teacher in teaching and learning English process, especially in writing. The teacher just gave score to the students without gave them feedback. For example, the teacher checked the students' task of writing without correction but just gave them score. Thus, the students did not know their wrongness in writing. It caused by writing did not separated in English lesson and time allocation was not enough. The most important factor that could influence students' achievement was the technique or method which was applied by teacher in learning process.

Those problems above made the students were not able to write good sentences. Their writing would not be understood by the other people or the other people would find a wrong meaning from the writing. Some students also wrote an English paragraph, but their works were influenced by Indonesian Language.

To solve those problems, the researcher was interested to use interactive writing technique in order to improve students' ability in writing. The researcher completely believed that it is an effective technique to influence students' ability in writing. Interactive is when teacher and student are interacting by each other and there is a feedback. Interactive is involving people working together and influencing each other (Oxford).¹ In other word, interactive writing technique is a technique which student must be actively involved in writing activities and contribute to building knowledge, and it is responsible for what they construct in writing. Bonnemort stated that interactive writing technique is direct and explicit instruction in composing text scaffold students as they explore conventions of print, and help

¹Oxford, *Oxford Learner's Pocket Dictionary* (4th Ed; New York: Oxford University Press, 2008), p.232.

students understand how words work.² Using interactive writing, teachers not only show children how writing works but invite them to participate, with support, in the act of writing. Focus of interactive writing technique is spelling, capitalization, punctuation, space between words, and word order.

In this research, the researcher chose writing descriptive text because descriptive is one of text genre that describe about something, such as looks, feel, tastes, and sense. By descriptive text, the readers know about detail information, and event sequence in a problem. If the students do not know how to construct a descriptive text, it can misunderstand between writer and reader. Thus, writing descriptive text is important to teach for the students.

B. Research Problem

Related to the previous discussion, the research problem of this study are :

1. How is the students' ability in writing descriptive text at the second grade of SMPN 1 Awangpone?
2. Is there any influence of using interactive writing technique on students' writing ability in descriptive text at the second grade of SMPN 1 Awangpone?

C. Research Objective

The objectives of this research can be stated as follows:

²Emily Bonnemort, "Interactive Writing," Blog Emily Bonnemort.
<http://blog.wsd.net/ebonemort/files/2012/02/Interactive-Writing1.pdf> (Retrieved on December 19th 2015)

1. To find out students' writing ability in descriptive text at the second grade of SMPN 1 Awangpone.
2. To identify whether interactive writing technique influence on students' writing ability in descriptive text at the second grade of SMPN 1 Awangpone.

D. Research Significance

The research is expected to give significant contributions, they are:

1. Theoretical Significance

This research is expected to be valuable information and contribution for the teaching and learning process. Interactive Writing Technique is one good technique in teaching and learning process. It is expected to be worthwhile information to improve teaching English, especially in writing descriptive text.

2. Practical Significance

a. For Students

The result of the research would bring students enjoy study English by using interactive writing technique, but increase their writing ability in descriptive text.

b. For Teacher

Conducting this research, the researcher hopes to help teacher improving students' achievement. She also expects give alternative contribution and information of technique, especially in teaching writing for Junior High School in particular.

c. For the Next Researcher

The researcher intends to bring significance reference to other researcher as a reference for further studies on similar topic.

E. Research Scope

The research was focused on the using of interactive writing technique in order to get understanding to the students about writing. In here, writing descriptive text focused on organization, punctuation, grammar, vocabulary, and content and descriptive text focus on describing thing, place and person. The researcher conducted the research at the second grade of SMPN 1 Awangpone, in Bone.

F. Operational Definition of Terms

1. Using Interactive Writing Technique

Using Interactive Writing Technique is an ability in applying Interactive Writing Technique that involving teacher and student to construct written text, which student focus on the important part of writing such as spelling,


punctuation, capitalization, space between word, and vocabulary, that supported by teacher.

2. Students' Writing Ability

Students writing ability is learning outcome gotten from writing descriptive text that consist of writing components, organization, punctuation, grammar, vocabulary, and content.

3. Descriptive Text

Descriptive Text is a genre of text that describe about thing, place, person. The things consist of animal and flower. The places consist of tourism place, the place around students. And the person consists of member of family, and famous person.



CHAPTER II

REVIEW OF RELATED LITERATURE

A. Some Previous Related Research Findings

Many studies have been performed by the researcher related to the use of strategies, techniques, or media, in motivating the students learn English writing.

Some of them are mentioned with their report as follows:

- a. Sulistiana in her research entitled *The Effectiveness of Using Peer Editing Technique to Improve The First Year Students' Skill in Writing Descriptive Text at SMAN 8 Makassar* concluded that peer editing technique is an interactive process of reading and commenting on a classmate's writing. The and make suggestions for improvement. Basically, the research is same with this research, which use interactive writing technique in writing descriptive text. Because, the techniques emphasize interactive activities when students are in writing process.¹
- b. Samsinar in her research entitled *The Use of Field Trips Method in Teaching Writing Descriptive Text of The Second Year Students of SMA Negeri 2 Libureng Bone* states the compare with this research, while Samsinar used *Field Trips Method* to improve students' writing ability in writing descriptive text. Researcher will use Interactive Writing Technique to improve students'

¹Anna Sulistiana, "The Effectiveness of Using Peer Editing Technique to Improve The First Year Students' skill in Writing Descriptive Text At SMAN 8 Makassar", *A Thesis* (Makassar: Tarbiyah and Teaching Faculty, 2012), p. 16.

ability in writing descriptive text. Basically, both technique is almost same because they gave the comfortable zone of student to write the descriptive text and it was also very helpful for student to activated their prior knowledge in writing.²

- c. Mardhatillah in her research entitled *The Effectiveness of Using Zone of Proximal Development (ZPD) Approach to Improve Students' Writing Ability at The Second Grade IPA of Madrasah Aliyah Negeri (MAN) Pinrang* concluded that Zone of Proximal Development (ZPD) is a method applied in learning groups or in pairs. Students are generally easier and fun to learn in group or pair and there is social interaction with other friends spurs the formation of new ideas and enriches students' intellectual development.³ To compare with the research, while Mardhatillah used Zone of Proximal Development (ZPD) in writing descriptive text. Researcher use Interactive Writing Technique in writing descriptive text. Basically, both techniques are same, because in the techniques there are interaction between student and teacher when writing process.

- d. Dewi, Silvia in her research entitled *The Effect of Using Interactive Writing Technique towards Students' Writing Ability on Descriptive Paragraph of The*

²Samsinar, "The Use of Field Trips Method in Teaching Writing Descriptive Text of The Second Year Students of SMA Negeri 2 Libureng Bone", *A Thesis* (Makassar: Tarbiyah and Teaching Faculty of UIN Alauddin Makassar, 2012), p. 18.

³Mardhatillah, "The Effectiveness of Using Zone of Proximal Development (ZPD) Approach to Improve Students' Writing Ability at The Second Grade IPA of Madrasah Aliyah Negeri (MAN) Pinrang", *A Thesis* (Makassar: Tarbiyah and Teaching Faculty of UIN Alauddin Makassar, 2014), p. 20.

Second Grade at SMPN 9 Pekanbaru found that this technique can improve student's writing descriptive text, because students are interested in writing and they are creative in writing with feedback from teacher if they are do some mistake in their writing process. Her research same with this research that also using Interactive Writing Technique in writing descriptive text.⁴

Referring to previous findings above indicates that interactive writing technique will bring reality to the classroom and make interaction meaningful. Interactive writing technique will success in connecting teacher and students in writing process to construct written text. Therefore, the researcher decides to use interactive writing technique to improve students' writing ability in writing descriptive text.



B. Some Pertinent Ideas

1. General Concept of Writing

a) Definition of Writing

⁴Silvia Dewi, "The Effect of Using Interactive Writing Technique towards Students' Writing Ability on Descriptive Paragraph of The Second Grade at SMPN 9 Pekanbaru". *A Thesis* (Pekanbaru: Tarbiyah abd Teaching Faculty of UIN Sultan Syarif Kasim Pekanbaru, 2014), p. 25.

There are some definitions about writing:

- 1) Kane stated that writing is a process of involving and to know how to handle the words and sentences and paragraph. We created ourselves by words.⁵
- 2) Langan stated that writing is a realistic attitude to build on the idea and it is as way to communicate with others, discover what they want to write and explore their thought in writing.⁶
- 3) Bullock stated that writing is an activity to explore our thoughts and emotions, to express ourselves, to entertain we write to record words and events.⁷
- 4) Oshima and Hogue stated that writing is never a one-step action, it is an ongoing creative act.⁸

Referring to some definitions above, the researcher concluded that writing is one way of communicating what we want to communicate in words and by writing people can understand.

b) Purpose of Writing

⁵Thomas S. Kane, *Essential Guide to Writing* (New York: Oxford University Press, 2000), p. 17.

⁶John Langan, *College Writing Skills* (8th Ed; United States of America: McGraw Hill, 2011), p. 12.

⁷Richard Bullock, *The Norton Field Guide to Writing* (1st Ed; United States of America: W.W. Norton & Company, 2006), p. 3.

⁸Alice Oshima and Ann Hogue, *Introduction to Academic Writing* (United States of America: Pearson Longman, 2007), p. 3.

According to Dietsch, there are three purposes of writing that describe the kinds of students writing; informative, expressive and persuasive.⁹

- 1) Informative writing is intended to give information, ideas, knowledge or directions. Example of informative writing includes describing events or experiences, analyzing concept, speculating on causes and effect and developing new ideas or relationship.
- 2) Expressive writing is intended to express the writer feelings, experience and opinion. This type of writing also has the purpose to entertain the reader. Example of expressive writing includes poems, diaries, journal writing, and fiction.
- 3) Persuasive writing has purpose to persuade and convince the reader that it is factual and reliable. This type of writing includes evaluation of a book, movie, consumer product, or controversial issues.

Based on the explanation above, the researchers decide what the primary purpose before writing something. They have to focus on the purpose of their writing since this will affect what language they choose and how they use it. When they have determined their purpose, they know what kind of information they need, how they want to organize and develop that information.

c) Component of Writing

Heaton stated that there are five significant components of writing, they are content, organization, vocabulary, grammar, and mechanic.¹⁰

⁹Betty MattixDietsch, *Reasoning and Writing Well: A Rhetoric, Research Guide, Reader, and Handbook* (Ohio: Graw Hill Marion Technical College, 2005), p. 7-8.

1) Content

Kane stated that content should be clear so that the readers can understand the message conveyed and get information from it. A good content should be well unified and completed.¹¹

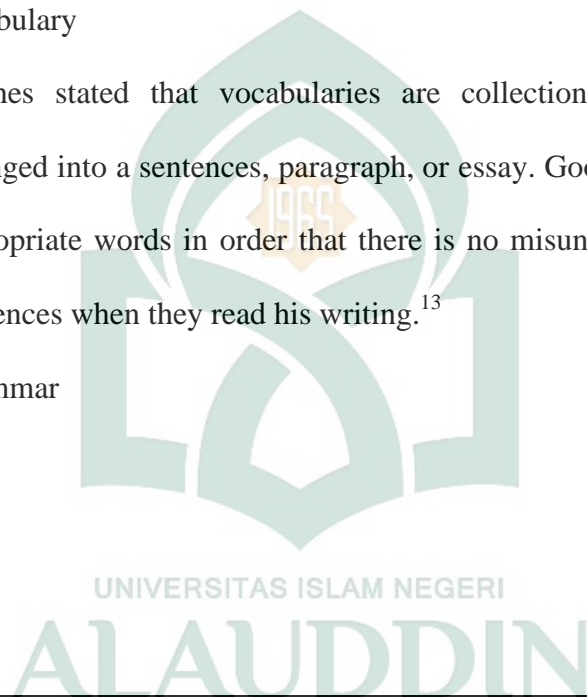
2) Organization

Heaton stated that organization is the ability to develop ideas and topic which relevant in a united form. Organization writing involves coherence, order of importance, general to specific, specific to general, chronological order and spatial pattern.¹²

3) Vocabulary

Hughes stated that vocabularies are collection of words that are arranged into a sentences, paragraph, or essay. Good writing consists of appropriate words in order that there is no misunderstanding from the audiences when they read his writing.¹³

4) Grammar



¹⁰J.B. Heaton, *Writing English Tests* (New York: Longman, 1988), p. 135.

¹¹Thomas S. Kane, *Essential Guide to Writing* (New York: Oxford University Press, 2000), p. 15.

¹²J.B. Heaton, *Writing English Test* (New York: Longman, 1988), p. 135.

¹³Arthur Hughes, *Testing for Language Teachers* (Cambridge: Cambridge University Press, 2003), p.101.

Harmer stated that writer should master grammar in order that she can result good writing. Good writing is writing that has correct sentences, using appropriate tenses, words, and others.¹⁴

5) Mechanics

Kane stated that mechanics refers to the appearance of words, to how they are spelled or arranged on paper. Mechanics consists of capitalization, spelling, and punctuation.¹⁵

2. Interactive Writing Technique

a) Definition of Interactive Writing Technique

There are some definitions of Interactive Writing Technique:

- 1) Callella & Jordano stated that interactive writing is a method of writing during with the teacher and child write meaningful text together.¹⁶
- 2) Button, et.al. stated that interactive writing provides teacher to engage in effective literacy instruction within the framework of constructing texts filled with personal and collective meaning.¹⁷
- 3) Ministry of Education Ontario stated that interactive writing is an approach in which the student and teacher share the task of scribing the

¹⁴Jeremy Harmer, *How to Teach English* (Malaysia: Longman, 2001), p. 35.

¹⁵Thomas S. Kane, *Essential Guide to Writing* (New York: Oxford University Press, 2000), p. 15.

¹⁶Trisha Callella and Kimberly Jordano, *Interactive Writing: Students and Teachers "Sharing the Pen" to Create Meaningful Text* (Huntington Beach: Creative Teaching Press, 2000), p. 3.

¹⁷Kathryn Button, et.al., "Interactive Writing in a Primary Classroom," *The Reading Teacher* 49, no. 6 (1996): p. 446.

message and it helpful and encourages them to become independent writers.¹⁸

Referring to some definitions above, the researcher conclude that Interactive Writing Technique is a technique in learning English where student and teacher talk and negotiate about what they and make students build on individual ability in writing.

b) Focus of Interactive Writing Technique

According to Bonnemort there are some focus of Interactive Writing Technique:¹⁹

- 1) Compose and remember text by repetition,
- 2) Think about word parts and connections between words,
- 3) Capitalization, space between words, spelling, punctuation,
- 4) Edit and revise text.

c) Steps of Interactive Writing Technique

McCarrier, et.al. stated some step of Interactive Writing Technique:²⁰

- 1) Provide active learning experiences,
- 2) Establishing the topic (talking),
- 3) Composing the text (negotiating),

¹⁸Ministry of Education, *A Guide to Effective Introduction in Writing* (Ontario: Ontario Education, 2005), p. 56.

¹⁹Emily Bonnemort, "Interactive Writing," Blog Emily Bonnemort. <http://blog.wsd.net/ebonemort/files/2012/02/Interactive-Writing1.pdf>. (Retrieved on December 19th 2015)

²⁰Andrea McCarrier, et.al., *Interactive Writing: How Language and Literacy Come Together, K-2* (Portsmouth, NH: Heinemann, 2000), p. 73.

- 4) Writing the text (constructing),
 - 5) Reread, revise, and proofread the text,
 - 6) Revisit the text to support word solving,
 - 7) Summarize the learning,
 - 8) Extend the learning.
- d) Benefits of Interactive Writing Technique
- 1) McCarrier stated that everyone in group sees the process of producing a piece of writing, student who read and write very little independently have a chance to see themselves as readers and writers.²¹
 - 2) Kronenberg stated that the role of the student is dominant because they generate the ideas for the writing, take turns going up to the board and writing letters, words, or sentences while the class support the writer.²²
 - 3) Roth and Guinee stated that children actively participate in the writing of the text and reading it many times in the process, the intention is that they create a text that is accessible and readable.²³

3. Descriptive Text

a) Definition of Descriptive Text

There are some definitions of Descriptive Text:

²¹Andrea McCarrier, et.al., *Interactive Writing: How Language and Literacy Come Together, K-2*, p. 8-9.

²²Elle Kronenberg, "The Advantages and Challenges of Using Interactive Writing in A Writers' Workshop". *A Thesis* (Salt Lake City: Master of Education of Westminster College Utah, 2014): p. 9.

²³Kate Roth and Kathleen Guinee, "The Impact of Interactive Writing Instruction on First Graders' Independent Writing", *Journal of Early Childhood Literacy* 11, no. 3 (2011): p. 335.

- 1) Oshima and Hogue stated that descriptive appeals to the senses, so it tells how something looks, feels, smells, tastes, and/or sound. The reader can imagine the object, place, or person in his or her mind.²⁴
- 2) Dietsch stated that descriptive is a text that recording of concrete details that you see, hear, smell, taste, or touch.²⁵
- 3) Wishon & Burks stated that descriptive is a text that helps the reader, through his/her imagination, to visualize a scene or a person, or to understand a sensation or an emotion.²⁶
- 4) Pharr & Buscemi stated that descriptive is a powerful strategy, one that allows the writer to exercise a great deal of control over the reader's perception.²⁷

Referring to some definition above the researcher conclude that descriptive text is a kind of text which tell what something looks, sounds, feels, tastes, or smells.

b) Purpose of Description

Dietsch divided three general purposes of Description:²⁸

- 1) To create imagery, a mood, or an aura of a place
- 2) To stimulate understanding and convince

²⁴Alice Oshima and Ann Hogue, *Introduction to Academic Writing*, p. 61.

²⁵Betty Mattix Dietsch, *Reasoning and Writing Well: A Rhetoric, Research Guide, Reader, and Handbook*, p. 180.

²⁶George E. Wishon and Julia M. Burks, *Let's Write English* (United States of America: Litton Educational Publishing, 1980), p. 128.

²⁷Donald Pharr and Santi Buscemi, *Writing Today: Contexts and Options for The Real World* (America: McGraw-Hill, 2005), p. 136.

²⁸Betty Mattix Dietsch, *Reasoning and Writing Well: A Rhetoric, Research Guide, Reader, and Handbook*, p. 140.

3) To urge the listener to action

c) Generic Structure of Descriptive Text

Based on Mulyono, the generic structure of descriptive paragraph consists of the identification that identifies the phenomenon and description that describes the parts, the qualities, and the characteristic of the phenomenon.²⁹

According to Luber the generic structure of descriptive text are identification and description. Identification introduces to the subject of the description. Description gives details of characteristic features, such as qualities, size, physical appearance, ability, habit, etc.³⁰

Referring decide that identification can be used as topic sentence of the paragraph. After stating the identification, the writer has to provide some descriptions so that the reader will be able to picture the idea.

C. Theoretical Framework

There are some problems faced by the second grade students of SMPN 1 Awangpone in writing descriptive text, such as they do not have many vocabularies so that they do not interest to write although they have a dictionary. Also, when they construct a written text, most of them do not know about grammatical sentences and generic structure of descriptive text. It assumes that writing descriptive text at the second grade students of SMPN 1 Awangpone is still low. Because the lack of students' motivation and interest in writing, and the lack of students' vocabulary. In

²⁹Mulyono, *English Way 2* (Jakarta: Quadra, 2009), p.22.

³⁰Juliant Luber, "Descriptive Text", Blog Juliant Luber.
<http://juliantluber.blogspot.sg/2014/04/descriptive-text.html> (Retrieved on February 24th 2016)

addition, the students do not understand constructing written text from words into a good sentence and sentences into a good paragraph.

Interactive writing technique is a technique which student and teacher work together to construct written text and focus on punctuation, capitalization, word order and space between word. By using interactive writing technique, the learning and teaching process is more interactive, because the students have many chances to share the pen, build on individual student writing abilities, teacher help the students understand how word works and teacher revise punctuation, capitalization directly. It is different that occur at the second grade students of SMPN 1 Awangpone which the teacher just gives the score without correction on their writing descriptive text so that the learning and teaching process are not interactive because there are no feedbacks. It assumes that using Interactive Writing Technique in writing descriptive text will more effective. Because by this technique, the students have interaction with the teacher directly in writing, especially in writing descriptive text.

D. Hypothesis

- a. Ha: there is influence of using Interactive Writing Technique on students' writing ability in descriptive text at the second grade of SMPN 1 Awangpone.
- b. Ho: there is no influence of using Interactive Writing Technique on students' writing ability in writing descriptive text at the second grade of SMPN 1 Awangpone.

CHAPTER III

RESEARCH METHOD

A. Research Method

1. Research Design

This research applied pre-experimental method. Pre-Experimental research is conducted without a control group. In this research, the group is given a pre-test before the experimental treatment. After, the treatment is finished, the post test is administered to see the achievement. The effectiveness of the instructional treatment is measured by comparing the average score of the pre-test, then it is concluded that the instructional treatment is effective. In addition, in test measured components of writing, they are organization, punctuation, grammar, vocabulary, and content. Another name for this Pre-Experimental Design is One-Group Pre Test-Post Test Design (Latief).¹ The method that will be used in this research is pre-experimental with the one group pretest-posttest design. This design involved a single group that is pretested (O_1), exposed to a treatment (X), and post-tested (O_2). The success of the treatment is determined by comparing pretest and posttest scores. Gay stated that the One-Group Pre Test-Post Test design is presented as follows:²

O_1 ——— X ——— O_2

Where:

¹Muhammad Adnan Latief, *Research Methods on Language Learning: An Introduction* (Malang: UM Press, 2013), p. 96.

²L.R Gay, et.al., *Educational research: Competencies for Analysis and Applications* (8th Ed; United States of America: Pearson Education, 2006), p. 252.

O_1 : Pre-test,

X : Treatment,

O_2 : Post-test.

2. Variable of the Research

In this research, there are two variables that were manipulated by the researcher. They were independent variable (X) and dependent variable (Y). Independent variable is a factor which is manipulated by the writer to determine the relationship between the phenomena observed or the cause of dependent variable. While dependent variable is a factor which is observed and measured to determine the effect of independent variable.

1. Independent variable

The independent variable (X) is the influence of using Interactive Writing Technique because the technique can influence the students' writing ability.

2. Dependent Variable

The dependent variable (Y) is students' writing ability in writing descriptive text because it can be influenced by Interactive Writing Technique.

B. Population and Sample

1. Population

Latief stated that population is defined as all the members of a real or hypothetical set of people, events, or objects to which educational researchers wish

to generalize the results of the research.³ The population in this research was the second grade students of SMPN 1 Awangpone in the academic year of 2016/2017. It consisted of 119 students and divided into four classes (VIII A, VIII B, VIII C, and VIII D). The researcher chose this population because it is located in the researcher's village, so the researcher could be easier to do the research.

2. Sample

The sample in this research were chosen by purposive sampling, in order to examine the entire population. As Arikunto stated that if someone want to research in all of elements in research area, so the research named by population research.⁴ The research involving one class, one class was taken as an experiment group in second year because the students in the class were suitable for researcher's expectation. In another idea, the English teacher recommended this class because of the students in this class have skill spread evenly. Therefore, the researcher took VIII A that consist 30 students.

C. Research Instrument

The researcher takes a test as the instrument of the research because test is one of the techniques to get an objective data. Latief stated that interpretation of the students' personality is mainly based on the scores resulted from the personality test done by the students.⁵

³Muhammad Adnan Latief, *Research Methods on Language Learning: An Introduction*, p. 181.

⁴Suharsimi Arikunto. *Prosedur Penelitian* (15th Ed; Jakarta: RinekaCipta, 2013), p. 177.

⁵Muhammad Adnan Latief, *Research Methods on Language Learning: An Introduction*, p. 100.

From the explanation above, the researcher also conduct writing test as a instrument of the research. The researcher chooses pre-test and post-test that will be done by the researcher to collect information from the students about the writing problem. The purpose of pre-test is to grade the students' prior knowledge before start the research at the second grade of SMPN 1 Awangpone. Whereas, the purpose of post-test is to identify the students' improvement and to measure the influence of Interactive Writing Technique in the students' writing especially descriptive text.

The writing test consist one question where there are three topics in the question, the students choose one of the topic individually. The topics about describing place and person.

D. Data Collection Procedure

The procedure of collection data is present in chronological order as follows:

1. Pre-Test

Before applying Interactive Writing Technique or doing the treatment, students were given pre-test to know their achievement in writing, researcher asked the students to write descriptive text based on the prepared topic.

2. Treatment

After giving the pre-test, the students then treated by implementing the Interactive Writing Technique. Some steps of treatments were:

- a. The first meeting, the researcher explains descriptive text and gives example.
- b. The second meeting, the researcher continue material about descriptive text about describing person and introduce Interactive Writing Technique, then the students write a descriptive text.
- c. The third meeting, the researcher taught descriptive text about describing place and applied Interactive Writing Technique, then the students write a descriptive text.
- d. The fourth, the students make descriptive text about describing thing and applied Interactive Writing Technique.

3. Post-Test

After applying the treatment, the researcher give post-test to the students to obtain data, whether there is any progress or improvement of writing descriptive text at the second grade of SMPN 1 Awangpone after applying treatment namely through Interactive Writing Technique or not.

E. Data Analysis Technique

The data collect through the test was analyzed by using pre-experimental method. The researcher employs the formula as follows:

- a. Scoring and classifying the students' writing ability as suggested by Brown.⁶

Here are explained the detailed of the explanation above with its criteria:

1. Organization (Introduction, body and Conclusion)

⁶H. Douglas Brown, *Language Assessment: Principle and Classroom Practices* (United States of America: Pearson Education, 2004), p. 244-245.

No	Classification	Score	Criteria
1	Excellent to good	20-18	Appropriate title, effective introductory paragraph, topic is stated, leads to body; transitional expressions used; arrangement of material shows plan (could be outline by reader), supporting evidence given for generalization; conclusion logical and complete.
2	Good to adequate	17-15	Adequate title, introduction and conclusion; body of essay is acceptable, but some evidence may be lacking some ideas aren't fully develop; sequence is logical but transitional may be absent or misused.
3	Adequate to fair	14-12	Mediocre or scant introduction or conclusion; problems with the order of ideas in body; the generalization may not be fully supported by the evidence given; problems of organization interfere.
4	Unacceptable -not	11-6	Shaky or minimally recognizable introduction; organization can barely be

5	College-level work	5-1	<p>seen; severe problems with ordering of ideas; lack of supporting evidence; conclusion weak or illogical effort at organization.</p> <p>Absence of introduction or conclusion; no apparent organization of body; severe lack of supporting evidence; writer has not made any effort to organize the composition (could not be outline by reader).</p>
---	--------------------	-----	---

b. Punctuation, spelling, and mechanics

No	Classification	Score	Criteria
1	Excellent to good	20-18	Correct use of English writing conventions; left and right margins, all needed capitals,

			paragraph, indented, punctuation and spelling very neat.
2	Good to adequate	17-15	Some problems with writing conventions or punctuation; occasional spelling errors; left margin correct; paper is neat and legible.
3	Adequate to fair	14-12	Uses general writing conventions but has errors; spelling problems distract reader; punctuation errors interfere with ideas.
4	Unacceptable -not	11-6	Serious problems with format of paper; parts of essay not legible; errors in sentence punctuation and final punctuation; unacceptable to educated readers.
5	College-level work	5-1	Complete disregard for English writing conventions; paper illegible; obvious capitals missing, no margins, and severe spelling problems.

c. Grammar

No	Classification	Score	Criteria
1	Excellent	20-18	Native-like fluency in English grammar;

	to good		correct use of relative clauses, preposition, modals, article, verb forms, and tense sequencing; no fragments or run- on sentence.
2	Good to adequate	17-15	Advanced proficiency in English grammar; some grammar problems don't influence communication, although the reader is aware of them no fragments or run on sentence.
3	Adequate to fair	14-12	Ideas are getting through to the reader, but grammar problems are apparent and have a negative effect on communication; run-on sentences or fragments presents.
4	Unacceptable -not	11-6	Numerous serious grammar problems interfere with communication of the writer's ideas; grammar review of some areas clearly needed; difficult to read sentences.
5	College-level work	5-1	Severe grammar problems interfere greatly with the message; reader can't understand what the writer was trying to say; unintelligible sentence.

d. Content

No	Classification	Score	Criteria
1	Excellent to good	20-18	Essay addresses the assigned topic, the ideas are concrete and thoroughly developed: no extraneous material, essay reflects thought.
2	Good to adequate	17-15	Essay addresses the issues but misses some points; ideas could be more fully developed; some extraneous material is present.
3	Adequate to fair	14-12	Development of ideas not complete or essay is somewhat off the topic; paragraphs aren't divided exactly right.
4	Unacceptable -not	11-6	Ideas incomplete; essay does not reflect careful thinking or was hurriedly written; inadequate effort in area of content.
5	College- level work	5-1	Essay is completely inadequate and does not reflect college-level work; no apparent effort to consider the topic carefully.

e. Vocabulary

No	Classification	Score	Criteria
----	----------------	-------	----------

1	Excellent to good	20-18	Precise vocabulary usage of parallel structures; concise; register well.
2	Good to adequate	17-15	Attempts variety; good vocabulary; not wordy; register ok; style fairly concise.
3	Adequate to fair	14-12	Some vocabulary misused; lack awareness of register; may be too wordy.
4	Unacceptable –not	11-6	Poor expression of ideas problems in vocabulary; lack variety of structure.
5	College-level work	5-1	Inappropriate use of vocabulary; no concept of register or sentence variety.

b. Classifying the score of the students answer into five levels, which based on classification as follows:

No	Classification	Score
1.	Very Good	91-100
2.	Good	76-90
3.	Fair	61-75
4.	Poor	51-60
5.	Very Poor	Less than 50

c. Calculating the mean score of the students’ answer by using as follows:⁷

⁷L.R Gay, et.al., *Educational research: Competencies for Analysis and Applications*, p. 320.

\bar{X} : —

Where:

\bar{X} = Means score,

Σ = The sum of all score,

N = The total number of subject.

d. To find out standard deviation of the students' score in the pre-test and post-test

by applying formula below:⁸

$$SD = \sqrt{\frac{\Sigma (X - \bar{X})^2}{N}}$$

Where:

SD : Standard deviation,

Σx : The sum of all score,

Σx^2 : The sum square of all score,

N : Total number of students.

e. To find out the significant differences between the score of pre-test and post-test

by using the formula:⁹

⁸L.R Gay, et.al., *Educational research: Competencies for Analysis and Applications*, p. 321.

⁹ Zainal Arifin, *Penelitian Pendidikan* (Bandung: PT Remaja Rosdakarya, 2012), p. 281.

$$t = \frac{\frac{\sum (D)}{N}}{\frac{\sum (D^2)}{N}}$$

Where:

t = Test of signification difference,

\bar{D} = Means score,

$\sum D$ = The sum of all score,

N = The total number of subject.

f. To find out the mean score differences by using the formula:

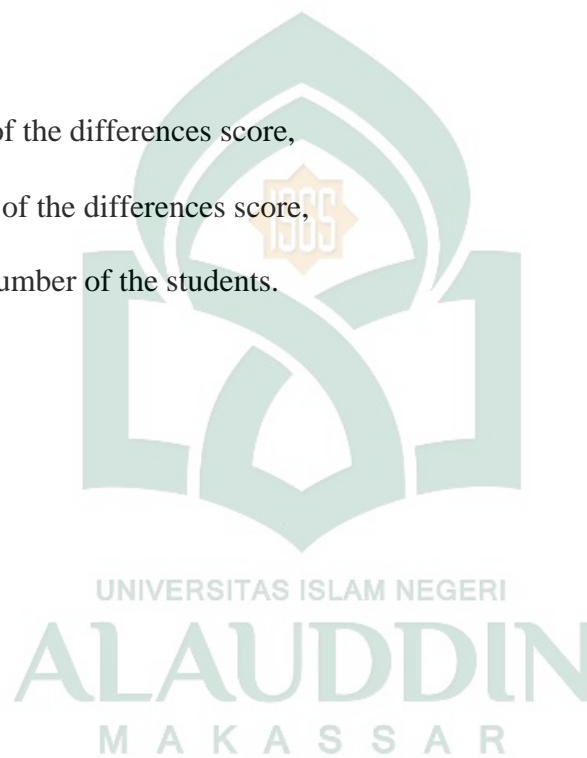
$$\bar{D} = \frac{\sum D}{N}$$

Where:

\bar{D} : The mean of the differences score,

$\sum D$: The sum of the differences score,

N : The total number of the students.



CHAPTER IV

FINDING AND DISCUSSION

A. Finding

The finding of this research deals with the students score of pre-test and post-test, the frequency distribution and percentage of the students’ score, the means score and standard deviation, the t-test value and the hypothesis testing. The findings are described as follows.

a. The Students’ Pre-test and Post-Test Score

The test results of the students’ score in pre-test are calculated in the following table:

Table 4.1 The Students’ Score in Pre-test

Student	Component					Score
	O	P	G	V	C	
1	13	14	9	9	10	55
2	15	10	13	11	12	61
3	15	10	13	11	11	60
4	11	9	8	9	10	47
5	14	10	12	11	11	58
6	15	10	13	11	11	60
7	16	11	12	11	12	62

8	14	13	9	9	10	55
9	11	10	10	11	9	51
10	14	12	10	11	11	58
11	11	11	10	10	12	54
12	11	10	10	11	9	51
13	15	11	12	11	12	61
14	9	8	9	9	9	44
15	8	8	4	7	5	32
16	11	10	11	10	9	51
17	12	12	12	12	12	60
18	6	7	6	7	6	32
19	11	10	8	8	10	47
20	8	8	7	8	7	38
21	12	12	12	12	13	61
22	13	12	12	10	13	60
23	13	13	13	13	12	64
24	14	10	12	12	12	60
25	11	12	10	11	12	56
26	12	15	8	10	11	56
27	9	9	9	9	9	45
28	14	14	14	13	13	67

29	9	9	9	9	9	45
30	8	7	5	5	7	32
Total	355	317	301	301	309	1583

Table 4.1 above shows the students’ score in pre-test collected by the researcher. Based on the table above, the researcher identified that 32 scores were the lowest score for the pre-test were achieved by three of the students. One of them had 8 score for organization, 7 score for punctuation, 5 score for grammar, 5 score for vocabulary and 7 score for content. Otherwise, the highest score in pre-test with 67 scores were achieved by one of the students. The student had 14 score for organization, 14 score for punctuation, 14 score for grammar, 13 score for vocabulary, and 13 score for content.

The test results of the students’ score in post-test are calculated in the following table:

Table 4.2 The Students’ Score in Post-test

Student	Component					Score
	O	P	G	V	C	
1	17	15	17	16	17	82
2	17	16	17	17	17	84
3	18	17	15	17	17	84
4	15	15	15	15	11	71

5	16	12	14	16	16	74
6	16	15	14	16	16	77
7	18	16	18	17	17	86
8	19	18	17	18	18	90
9	15	15	14	16	16	76
10	17	14	15	16	16	78
11	15	15	15	15	12	72
12	16	15	15	15	16	77
13	18	17	17	17	17	86
14	17	16	16	16	16	81
15	10	15	15	16	15	71
16	17	17	16	17	16	83
17	18	17	18	17	17	87
18	15	15	15	15	15	75
19	17	16	16	16	17	82
20	17	16	15	15	15	78
21	18	17	18	17	16	86
22	18	16	15	17	15	81
23	18	18	18	18	19	91
24	18	18	17	18	17	88
25	17	17	16	17	17	84

26	18	17	18	17	17	87
27	18	17	18	17	18	88
28	19	18	18	18	19	92
29	17	16	16	17	16	83
30	17	16	15	16	15	79
Total	506	482	483	479	471	2453

Table 4.2 above shows the students’ score in post-test after given the treatment, the researcher identified the students’ score were increasing significantly, which the lowest score was 71 scores were achieved by two of the students. One of them had 15 score for organization, 15 score for punctuation, 15 score for grammar, 15 score for vocabulary and 11 score for content. Otherwise, the highest score in post-test with 92 scores were achieved by one of the students. The student had 19 score for organization, 18 score for punctuation, 18 score for grammar, 18 score for vocabulary and 19 score for content.

The total scores from the tables above clearly showed us that the score significantly increasing from 1583 increased to 2453. It showed us how Interactive Writing Technique influenced the students writing ability especially writing descriptive text.

b. The Frequency Distribution and Percentage of Students’ Pre-Test and Post-Test

Table 4.3. The Frequency Distribution and Percentage of the Students’ Pre-Test Score

No.	Classification	Score	F	%
1.	Very Good	91 – 100	0	0
2.	Good	76 – 90	0	0
3.	Fair	61 -75	6	20
4.	Poor	51 -60	15	50
5.	Very Poor	Less than 50	9	30
Total			30	100%

Table 4.3 above shows the frequency and the percentage of the students’ pre-test. There is no students got very good and good score, 6 (20%) students got fair score, 15 (50%) students got poor score, and 9 (#30%) students got very poor score. From the result it can be concluded that the students’ writing achievement on pre-test range fair to very poor classification.

Table 4.4 The Frequency Distribution and Percentage of the Students’ Post-Test Score

No.	Classification	Score	F	%
1.	Very Good	91 – 100	2	6,67
2.	Good	76 – 90	23	76,66
3.	Fair	61 -75	5	16,67
4.	Poor	51 -60	0	0
5.	Very Poor	Less than 50	0	0
Total			30	100%

Table 4.4 above shows the frequency and the percentage of the student’s post-test 2 (6,67%) students got very good score, 23 (76,66%) students got good score, 5 (16,67%) students got fair score and none of students got poor and very poor score. From the result it can be concluded that the students’ writing achievement on post-test range very good to fair classification.

Based on the result above, it can be concluded that the rate percentage in the post-test was higher than the percentage in the pre-test.

c. The Frequency Distribution and Percentage of Writing Components in Pre-Test and Post-Test

Table 4.5 The Frequency Distribution and Percentage of Students’ Score for Organization

No	Classification	Score	Pre-Test		Post-Test	
			F	(%)	F	(%)
1.	Excellent to good	20 - 18	0	0%	12	40%
2.	Good to adequate	17 - 15	5	16.66%	17	56.67%
3.	Adequate to fair	14 -12	11	36.67%	0	0%
4.	Unacceptable-not	11 - 6	14	46.67%	1	3.33%
5.	College-level work	5 - 1	0	0%	0	0%
Total			30	100%	30	100%

The table 4.5 showed that the frequency distribution and percentage of students’ score for organization in pre-test and post-test. From the table above, it showed that it had significant increasing of the percentage of the students score which in the pre-test only 16.66% students were in the good to adequate classification, but after giving the treatment there was improvement with the students’ score 56.67% students that reached this classification in post-test. Meanwhile, in unacceptable-not classification the percentage of the frequency of the students’ score was 46.67% in pre-test then lessen on to 3.33%. Adequate to fair classification showed a reduction, and excellent to good classification showed an improvement. The means had an upgrading with the students’ writing ability especially in organization assessment after giving the treatment.

Table 4.6 The Frequency Distribution and Percentage of Students’ Score for Punctuation

No	Classification	Score	Pre-Test		Post-Test	
			F	(%)	F	(%)
1.	Excellent to good	20 - 18	0	0%	4	13.33%
2.	Good to adequate	17 - 15	1	3.33%	24	80%
3.	Adequate to fair	14 -12	9	30%	2	6.67%
4.	Unacceptable-not	11 - 6	20	66.67%	0	0%
5.	College-level work	5 - 1	0	0%	0	0%
Total			30	100%	30	100%

The table 4.6 showed that the frequency distribution and percentage of students’ score for punctuation in pre-test and post-test. From the table above, it showed that it had significant increasing of the percentage of the students score which in the pre-test only 3.33% students were in the good to adequate classification, but after giving the treatment there was improvement with the students’ score 80% students that reached this classification in post-test. Meanwhile, in adequate to fair classification the percentage of the frequency of the students’ score was 30% in pre-test then lessen on to 6.67%. Unacceptable-not classification showed a reduction, and excellent to good classification showed an improvement. The means had an upgrading with the students’ writing ability especially in punctuation assessment after giving the treatment.

Table 4.7 The Frequency Distribution and Percentage of Students’ Score for Grammar

No	Classification	Score	Pre-Test		Post-Test	
			F	(%)	F	(%)
1.	Excellent to good	20 - 18	0	0%	7	23.33%
2.	Good to adequate	17 - 15	0	0%	20	66.67%
3.	Adequate to fair	14 -12	12	40%	3	15%
4.	Unacceptable-not	11 - 6	16	53.33%	0	0%
5.	College-level work	5 - 1	2	6.67%	0	0%
Total			30	100%	30	100%

The table 4.7 showed that the frequency distribution and percentage of students’ score for grammar in pre-test and post-test. From the table above, the same cases of excellent to good and good to adequate classification showed that it had significant increasing of the percentage of the students score which in the pre-test 0% student were in the good to adequate classification, but after giving the treatment there was improvement with the students’ score 66.67% students that reached this classification in post-test, also in pre-test 0% student were in excellent to good classification but in post test increase to 23.33%. Meanwhile, in adequate to fair classification the percentage of the frequency of the students’ score was 40% in pre-test then lessen on to 15%. Unacceptable-not and college-level work classification showed significant reduction, where in post test 0% student in the classifications.

The means had an upgrading with the students’ writing ability especially in grammar assessment after giving the treatment.

Table 4.8 The Frequency Distribution and Percentage of Students’ Score for Vocabulary

No	Classification	Score	Pre-Test		Post-Test	
			F	(%)	F	(%)
1.	Excellent to good	20 - 18	0	0%	4	13.33%
2.	Good to adequate	17 - 15	0	0%	26	86.67%
3.	Adequate to fair	14 - 12	5	16.67%	0	0%
4.	Unacceptable-not	11 - 6	24	80%	0	0%
5.	College-level work	5 - 1	1	3.33%	0	0%
Total			30	100%	30	100%

The table 4.8 showed that the frequency distribution and percentage of students’ score for vocabulary in pre-test and post-test. From the table above, the same cases of excellent to good and good to adequate classification showed that it had significant increasing of the percentage of the students score which in the pre-test 0% student were in the good to adequate classification, but after giving the treatment there was improvement with the students’ score 86.67% students that reached this classification in post-test, also in pre-test 0% student were in excellent to good classification but in post test increase to 13.33%. Meanwhile, in adequate to fair, unacceptable-not, and college-level work classification showed significant

reduction, where in post test 0% student in the classifications.. The means had an upgrading with the students’ writing ability especially in vocabulary assessment after giving the treatment.

Table 4.9 The Frequency Distribution and Percentage of Students’ Score for Content

No	Classification	Score	Pre-Test		Post-Test	
			F	(%)	F	(%)
1.	Excellent to good	20 - 18	0	0%	4	13.33%
2.	Good to adequate	17 - 15	0	0%	25	83.33%
3.	Adequate to fair	14 - 12	11	36.67%	1	3.33%
4.	Unacceptable-not	11 - 6	18	60%	0	0%
5.	College-level work	5 - 1	1	3.33%	0	0%
Total			30	100%	30	100%

The table 4.9 showed that the frequency distribution and percentage of students’ score for content in pre-test and post-test. From the table above, the same cases of excellent to good and good to adequate classification showed that it had significant increasing of the percentage of the students score which in the pre-test 0% student were in the good to adequate classification, but after giving the treatment there was improvement with the students’ score 83.33% students that reached this classification in post-test, also in pre-test 0% student were in excellent to good classification but in post test increase to 13.33%. In adequate to fair classification the percentage of the frequency of the students’ score was 36.67% in pre-test then lessen

on to 3.33%. Meanwhile, unacceptable-not and college-level work classification showed significant reduction, where in post test 0% student in the classifications.. The means had an upgrading with the students’ writing ability especially in content assessment after giving the treatment.

d. The mean score and standard deviation of pre-test and post-test

After calculating the result of students’ pre-test and post-test, the mean score and standard deviation are presented in the following table:

Table 4.10 The mean score and standard deviation of pre-test and post-test

Test	Mean Score	Standard Deviation
Pre-test	55,77	9,74
Post-test	81,77	5,9

Table 4.10 above shows the mean score of students’ pre-test was 55,77, it was indicated in poor score classification and the mean score of students’ post-test was 81,77, it was indicated in good score classification. The standard deviation of pre-test was 9,74 and the standard deviation of post-test was 5,9. The mean score of the students’ post-test was higher than the mean score of the students’ pre-test , while the standard deviation of the students’ pre-test was higher than the standard deviation of the students’ post-test.

e. T-test Value

In order to know whether or not the mean score is significantly different between two variables (pre-test and post-test), at the level significance 0.05 with degrees of freedom (df) N-1, where N is number of students (30), t-test for non

independent sample was applied. The following table shows the result of the calculation:

Table 4.11 The t-test value of the students’ writing achievement

Variable	T-test value	T-table value
X_2-X_1	19,46	2,045

For the level of significance (p) = 0.05 and the degree of freedom = 29, then t-table value is 2.045. Thus, the value of the t-test was greater than the t-table (19.46 >2.045) it means that there is a significant difference between the pre-test and post-test of the students’ writing achievement after being taught writing descriptive text by interactive writing technique. In other word, interactive writing technique is an appropriate way to improve the students’ writing ability.

f. Hypothesis Testing

The result of the statistical analysis of t-test at the level significance 0.05 with the degree of freedom (df) = $N-1$, whether $N=29$ indicated that there was a significant difference between the mean score of pre-test and post-test. The mean score of pre-test was 52.77 and the mean score of the post-test was 81.77. The t-test value was greater than the t-table value is $19.46 > 2.045$. Therefore, alternative hypothesis (H_1) was accepted and null hypothesis (H_0) was rejected.

Based on the result, it can be concluded that there was a significant difference between pre-test and post-test students’ writing ability after giving treatment by

using interactive writing technique. The difference shows the improvement based on the result of the students' test.

B. Discussion

1. The Students' Writing Ability in Descriptive Text

The students' writing ability in descriptive text before given the treatment (Interactive Writing Technique) was very low, because they had score under standard. Meanwhile, the students' writing ability in descriptive text was improvement after applying Interactive Writing Technique. Ministry of Education Ontario stated that interactive writing is an approach in which the student and teacher share the task of scribing the message and it helpful and encourages them to become independent writers.

2. The Influence of Interactive Writing Technique

There is any influence of using interactive writing technique on students' writing ability in descriptive text at the second grade of SMPN 1 Awangpone. Because the result of the test showed that there was a significance difference between t-test and t-table value. The description of the data collected through the writing test as explained in previous section shows that the students' writing was improved. It was supported by frequency and rate percentage of the result of the students' score after presenting writing descriptive text through Interactive Writing Technique was better than before the treatment given to the students.

It is also supported by Silvia Dewi's statement who said that Interactive Writing Technique was able to develop the students' writing achievement. Her

finding in SMPN 9 Pekanbaru. It showed a significant difference in students' writing achievement between students' who taught by using Interactive Writing Technique and those who are taught by using conventional method. Based on the result of the test, the process of learning English using Interactive Writing Technique as writing teaching technique in SMPN 1 Awangpone could help the students to participate individually in writing process, so they could improve their writing achievement. Besides, the students who had been taught using Interactive Writing Technique felt more fun and they were not bored in the classroom.



CHAPTER V

CONCLUSION AND SUGGESTION

A. Conclusion

Based on the result of the data analysis, research findings, and discussion in the previous chapter, the researcher concluded that:

1. The students' writing ability in descriptive text before given the treatment (Interactive Writing Technique) was very low which the score is 32, that means score under the standard. Meanwhile, the students' writing ability in descriptive text improved after applying Interactive Writing Technique. The improvement when pre-test the low score is 32 and the high score is 67 with the mean score 52,77. Meanwhile after gave treatment (Interactive Writing Technique) in post test the low score is 71 and the high score is 92 with the mean score 81,77.

2. There is an influence of using Interactive Writing Technique on students' writing ability in descriptive text at the second grade of SMPN 1 Awangpone. Interactive Writing technique is very enjoyable for the students. It had been seen when the researcher gave them materials about Interactive Writing Technique in the class. Using Interactive Writing Technique makes the students easy to write because they were helped interactively by other students and teacher when they found difficulties. Also, the technique help the students to participate in the composition and construction of the text by sharing the pen with the teacher and build on individual students abilities in writing.

B. Suggestion

In relation to the conclusion above, the researcher would like to suggest the following points:

1. For the Teachers

The English teacher must be creative and give motivation when teacher transfer the knowledge of English to the students so they can easily receive and understand the materials. Third, it will be better if English teacher finds out the appropriate and interesting technique related to the material. Besides, to give contribution to English teacher that teaching writing using Interactive Writing Technique is more interesting.

2. For Students

The use of Interactive Writing Technique will help the students to participate individually in process of writing. So the students can improve their achievement in writing.

3. For the Next Researcher

The researcher may suggest the next researcher to conduct further study that can enhance this research because this research actually can be broaden and extended to other subject and also in different setting.

BIBLIOGRAPHY

- Andrea, McCarrier, et.al. *Interactive Writing: How Language & Literacy Come Together K-2*. Portsmouth NH: Heinemann. 2000.
- Arifin, Zainal. *Penelitian Pendidikan*. Bandung: PT Remaja Rosdakarya. 2012.
- Arikunto, Suharsimi. *Prosedur Penelitian: Suatu Pendekatan Praktek*. Jakarta: Rineka Cipta. 2013.
- Bonnemort, Emily. "Interactive Writing". <http://blog.Wsd.net/ebonnemort/files/2012/02/InteractiveWriting1.pdf> (Retrieved on December 25th 2015).
- Brown, H Douglas. *Language Assessment: Principles and Classroom Practices*. United States of America: Pearson Education. 2004.
- Bullock, Richard. *The Norton Field Guide to Writing*. United States of America: 1st Ed; W.W. Norton & Company. 2006.
- Button, Kathryn, et.al. "Interactive Writing in A Primary Classroom" *The Reading Teacher* 9, no. 6 (1996): p. 4
- Callella, Trisha and Jordano, Kimberly. *Interactive Writing: Students and Teachers "Sharing the Pen" to Create Meaningful Text*. Huntington Beach: Creative Teaching Press. 2000.
- Dewi, Silvia. *The Effect Of Using Interactive Writing Technique towards Students' Writing Ability on Descriptive Paragraph of The Second Grade at SMPN 9 Pekanbaru*. A Thesis of UIN Sultan Syarif Kasim Pekanbaru: 2014.
- Dietsch, Betty Mattix. *Reasoning and Writing Well: A Rhetoric, Research Guide, Reader, And Handbook*. Ohio: Graw Hill Marion Technical College. 2005.
- Gay, L. R, et.al. *Educational Research: Competencies for Analysis and Applications*. United States of America: 8th Ed; Pearson Education. 2006.
- Harmer, Jeremy. *How to Teach English*. Malaysia: Longman. 2001.
- Heaton, J.B. *Writing English Language Tests, New Edition*. New York: Longman. 1988.
- Hughes, Arthur. *Testing for Language Teacher*. Cambridge: Cambridge University Press. 2003.
- Kane, Thomas S. *Essential Guide to Writing*. New York: Oxford University Press. 2000.
- Kronenberg, Elle, *The Advantages and Challenges of Using Interactive Writing in A Writers' Workshop*. A Thesis of Westminster College Utah: 2014.
- Langan, John. *College Writing Skills*. United States of America: 8th Ed; McGraw Hill. 2011.
- Latief, M. A. *Research method on Language Learning an Introduction*. Malang: UM Press. 2013.
- Luber, Juliant. "Descriptive Text". <http://juliantluber.blogspot.sg/2014/04/descriptivetext.html> (Retrieved on February 24th 2016).

- Mardhatillah. *The Effectiveness of Using Zone of Proximal Development (ZPD) Approach to Improve Students' Writing Ability at The Second Grade IPA of Madrasah Aliyah Negeri (MAN) Pinrang*. A Thesis of UIN Alauddin Makassar: 2014.
- Ministry of Education. *A Guide To Effective Instruction In Writing*, Ontario: Ontario Education. 2005.
- Mulyono. *English Way 2*. Jakarta: Quadra, 2009.
- Oshima, Alice and Hogue, Ann. *Introduction to Academic Writing*. United States of America: Pearson Longman. 2007.
- Oxford. *Oxford Learner's Pocket Dictionary*, 4th Ed. New York: Oxford University Press. 2008.
- Pharr, Donald and Buscemi, Santi. *Writing Today: Contexts and Options for the Real World*. America: McGraw-Hill. 2005.
- Samsinar. *The Use of Field Trips Method in Teaching Writing Descriptive Text of The Second Year Students of SMA Negeri 2 Libureng Bone*. A Thesis of UIN Alauddin Makassar: 2012.
- Sulistiana, Anna. *The Effectiveness of Using Peer Editing Technique to Improve The First Year Students' skill in Writing Descriptive Text At SMAN 8 Makassar*. A Thesis of UIN Alauddin Makassar: 2012.
- Roth, Kate and Guinee Kathleen. "The Impact of Interactive Writing Instruction on First Graders' Independent Writing" *Journal of Early Childhood Literacy* 11, no. 3 (2011): p. 335.
- Wishon, George E and Burks, Julia M. *Let's Write English*. United States of America: Litton Educational Publishing. 1980.

A

P

P

E

N

D

I


C

E

S







1. Unsur kebahasaan

(1) Penyebutan kata benda singular dengan *a* dan *the*, dan plural (*-s*).

(2) Kata ganti *it, they, she, we, dst* - *our, my, your, their, dst*.



Inti	<ul style="list-style-type: none">• Guru menjelaskan materi tentang teks deskriptif, fungsi social, dan unsure kebahasaan.• Guru mengarahkan siswa untuk menemukan teks deskriptif	35 menit
------	---	----------









	<ul style="list-style-type: none">• Siswa mengidentifikasi verb, adjective, dll dalam teks tersebut.• Setiap kelompok bekerja sama menulis teks deskriptif	35 menit
--	---	----------



UNIVERSITAS ISLAM NEGERI
ALAUDDIN
M A K A S S A R

RENCANA PELAKSANAAN PEMBELAJARAN (R P P)

Satuan Pendidikan : SMP Negeri 1 Awangpone
 Kelas/Semester : VIII / Ganjil
 Mata Pelajaran : Bahasa Inggris
 Tema/Subtema : Descriptive Text
 Alokasi Waktu : 2 x 45 menit
 Jumlah Pertemuan : 1 kali pertemuan

A. Kompetensi Inti

1. Menghargai dan menghayati ajaran agama yang dianutnya.
2. Menghargai dan menghayati perilaku jujur, disiplin, tanggungjawab, peduli (toleransi, gotong royong), santun, percaya diri, dalam berinteraksi secara efektif dengan lingkungan sosial dan alam dalam jangkauan pergaulan dan keberadaannya
3. Memahami dan menerapkan pengetahuan (faktual, konseptual, dan prosedural) berdasarkan rasa ingin tahunya tentang ilmu pengetahuan, teknologi, seni, budaya terkait fenomena dan kejadian tampak mata.
4. Mengolah, menyaji, dan menalar dalam ranah konkret (menggunakan, mengurai, merangkai, memodifikasi, dan membuat) dan ranah abstrak (menulis, membaca, menghitung, menggambar, dan mengarang) sesuai dengan yang dipelajari di sekolah dan sumber lain yang sama dalam sudut pandang/teori.

B. Kompetensi Dasar

- 1.1 Mensyukuri kesempatan dapat mempelajari bahasa Inggris sebagai bahasa pengantar komunikasi Internasional yang diwujudkan dalam semangat belajar
- 2.4 Menunjukkan perilaku santun dan peduli dalam melaksanakan komunikasi interpersonal dengan guru dan teman
- 4.11 Menangkap makna dalam teks deskriptif lisan dan tulis, pendek dan sederhana.

C. Indikator Pencapaian Kompetensi

1. Membaca teks deskriptif dengan pelafalan yang baik dan benar.
2. Menemukan arti kata yang sulit dalam teks deskriptif.

D. Tujuan Pembelajaran

1. Siswa dapat membaca teks deskriptif dengan pelafalan yang baik dan benar.
2. Siswa dapat menemukan arti kata yang sulit dalam teks deskriptif.

E. Materi Pembelajaran

1. Unsur kebahasaan
 - (1) Penyebutan kata benda singular dengan *a* dan *the*, dan plural (*-s*).
 - (2) Kata ganti *it, they, she, we, dst.; our, my, your, their, dst.*
 - (3) Kata sifat tentang orang, binatang, benda dalam kehidupan siswa di rumah, sekolah, dan sekitarnya, dengan atau tanpa kata keterangan *quite, very*.
 - (4) Frasa nominal seperti *dark brown, cute little cat, beautiful red flower*
 - (5) Kata kerja untuk menyatakan keadaan dan tindakan rutin dalam simple present tense: *be, have, go, play, get, take, dll.*
 - (6) Penggunaan nominal singular dan plural secara tepat, dengan atau tanpa *a, the, this, those, my, their*, dsb secara tepat dalam frasa nominal
 - (7) Ucapan, tekanan kata, intonasi
 - (8) Ejaan dan tanda baca.

F. Pendekatan/Metode/Model Pembelajaran

1. Pendekatan: *Scientific* (Strategi: Mengamati, Menanya, Mencoba, Mengolah, Menyaji, Menalar, dan Mencipta)
2. Metode/Model Pembelajaran: *Interactive Writing Technique*

G. Kegiatan Pembelajaran

Kegiatan	Deskripsi Kegiatan	Alokasi Waktu
Pendahuluan	<ul style="list-style-type: none"> • Guru masuk ke kelas dan langsung menyapa menggunakan bahasa Inggris agar <i>English Environment</i> dapat langsung tercipta di pertemuan pertama. • Guru dapat menggunakan kalimat "Good morning, students". • Pastikan peserta didik merespon dengan menjawab kembali "Good morning, Teacher/ Sir/Mam". • Jika peserta didik belum merespon, jangan dulu melanjutkan pelajaran. • Jika memungkinkan, guru dapat bertanya ke beberapa anak secara individual untuk memastikan bahwa peserta didik dapat merespon perkataan guru. 	10 menit
Inti	<ul style="list-style-type: none"> • Guru menuliskan teks deskriptif di papan tulis. • Siswa membaca teks deskriptif. • Siswa menemukan arti kata yang sulit. • Siswa mengidentifikasi bagian-bagian teks deskriptif. • Guru membagikan teks deskriptif kepada siswa. • Siswa menjawab soal fill in the blanks dan melengkapi sesuai pada gambar. 	35 menit
		35 menit
Penutup	<ul style="list-style-type: none"> • Setelah mengikuti kegiatan pembelajaran pada pertemuan ini, siswa ditanya bagaimana perasaannya (REFLEKSI) • Siswa diminta membuat kesimpulan pembelajaran pada pertemuan ini 	10 menit

II. Sumber dan Media Pembelajaran

1. Sumber : Buku Pegangan Siswa dan Buku lainnya yang relevan
2. Media : Audio-Visual, Power-Point, In-Focus, White-Board

I. Penilaian

A. Listen carefully then complete the following text based on the text read by the teacher!

CAMEL

Camel is a kind of desert animals which has big and (1) body. These animals can be found in dry and desert regions in Asia and (2) Asia. Camel can (3) in long distances without food and drinks at all in the middle of a hot desert. This can be happened because they can store their reserves food in the form of fat on its hump. Their unique foot makes them easy to (4) on the thick sand in the desert. They also have thick and long eyelashes to (5) them see in the middle of a sandstorm. Their body is able to (6) in the hot desert until the temperature reach (7) degrees Celsius.

There are two types of camel in (8). The first is Arabian Camel. They have a unique characteristic that has one hump on his back. Arabian camel can be used as a means of people's (9) in the desert and also can be food sources. The (10) is the Bactrian camel which has two humps. Bactrian camel can be found in the Gobi Desert region of China, Mongolia, Australia.

B. Choose the best answer about the body part of camel



tail

eyes

knees

hump

foot

back

Awaru, 2 September 2016

Guru Mata Pelajaran



Andi Senniryati, S.Pd.

Peneliti



Ulfi Isnaeni



UNIVERSITAS ISLAM NEGERI
ALAUDDIN
M A K A S S A R

RENCANA PELAKSANAAN PEMBELAJARAN (RPP)

Satuan Pendidikan : SMP Negeri 1 Awangpone
 Kelas/Semester : VIII / Ganjil
 Mata Pelajaran : Bahasa Inggris
 Tema/Subtema : Descriptive Text
 Alokasi Waktu : 2 x 45 menit
 Jumlah Pertemuan : 1 kali pertemuan

A. Kompetensi Inti

1. Menghargai dan menghayati ajaran agama yang dianutnya.
2. Menghargai dan menghayati perilaku jujur, disiplin, tanggungjawab, peduli (toleransi, gotong royong), santun, percaya diri, dalam berinteraksi secara efektif dengan lingkungan sosial dan alam dalam jangkauan pergaulan dan keberadaannya
3. Memahami dan menerapkan pengetahuan (faktual, konseptual, dan prosedural) berdasarkan rasa ingin tahunya tentang ilmu pengetahuan, teknologi, seni, budaya terkait fenomena dan kejadian tampak mata.
4. Mengolah, menyaji, dan menalar dalam ranah konkret (menggunakan, mengurai, merangkai, memodifikasi, dan membuat) dan ranah abstrak (menulis, membaca, menghitung, menggambar, dan mengarang) sesuai dengan yang dipelajari di sekolah dan sumber lain yang sama dalam sudut pandang/teori.

B. Kompetensi Dasar

- 1.1 Mensyukuri kesempatan dapat mempelajari bahasa Inggris sebagai bahasa pengantar komunikasi Internasional yang diwujudkan dalam semangat belajar
- 2.4 Menunjukkan perilaku santun dan peduli dalam melaksanakan komunikasi interpersonal dengan guru dan teman

- 4.12 Menyusun teks deskriptif lisan dan tulis, pendek dan sederhana, tentang orang, binatang, dan benda, dengan memperhatikan fungsi sosial, struktur teks, dan unsur kebahasaan yang benar dan sesuai konteks.

C. Indikator Pencapaian Kompetensi

1. Mengidentifikasi berbagai informasi yang terdapat dalam teks deskriptif.
2. Mengembangkan kosakata dan kalimat terkait tema teks deskriptif.
3. Menyusun teks deskriptif lisan dan tertulis.

D. Tujuan Pembelajaran

1. Siswa dapat mengidentifikasi berbagai informasi yang terdapat dalam teks deskriptif.
2. Siswa dapat mengembangkan kosakata dan kalimat terkait tema teks deskriptif.
3. Siswa dapat menyusun teks deskriptif lisan dan tertulis.

E. Materi Pembelajaran

JOKOWI
UNIVERSITAS ISLAM NEGERI

Joko Widodo or people can call him by Jokowi. Jokowi was born on June 21st 1961 in Surakarta. He has 3 children. They are Kaesang Pangarep, Kahiyang Ayu, and Gibran Rakabuming Raka.

M A K A S S A R

Jokowi is thin. He has brown skin, short hair and tall body. He looks friendly because he often smile to everybody near him. Jokowi is an Indonesian Politician. He is the president of Indonesia from 2014 until 2019. Before that, he was a governor of Jakarta. His politician career begins since he joined PDIP.

1. Unsur kebahasaan

- (1) Penyebutan kata benda singular dengan *a* dan *the*, dan plural (*-s*).
- (2) Kata ganti *it, they, she, we, dst., our, my, your, their, dst.*

- (3) Kata sifat tentang orang, binatang, benda dalam kehidupan siswa di rumah, sekolah, dan sekitarnya, dengan atau tanpa kata keterangan *quite, very*.
- (4) Frasa nominal seperti *dark brown, cute little cat, beautiful red flower*
- (5) Kata kerja untuk menyatakan keadaan dan tindakan rutin dalam simple present tense: *be, have, go, play, get, take*, dll.
- (6) Penggunaan nominal singular dan plural secara tepat, dengan atau tanpa *a, the, this, those, my, their*, dsb secara tepat dalam frasa nominal
- (7) Ucapan, tekanan kata, intonasi
- (8) Ejaan dan tanda baca.

F. Pendekatan/Metode/Model Pembelajaran

1. Pendekatan: *Scientific* (Strategi: Mengamati, Menanya, Mencoba, Mengolah, Menyaji, Menalar, dan Mencipta)
2. Metode/Model Pembelajaran: *Interactive Writing Technique*

G. Kegiatan Pembelajaran

Kegiatan	Deskripsi Kegiatan	Alokasi Waktu
Pendahuluan	<ul style="list-style-type: none"> • Guru masuk ke kelas dan langsung menyapa menggunakan bahasa Inggris agar <i>English Environment</i> dapat langsung tercipta di pertemuan pertama. • Guru dapat menggunakan kalimat "<i>Good morning, students</i>". • Pastikan peserta didik merespon dengan menjawab kembali "<i>Good morning, Teacher/ Sir/Mam</i>". • Jika peserta didik belum merespon, jangan dulu melanjutkan pelajaran. • Jika memungkinkan, guru dapat bertanya ke beberapa anak secara individual untuk memastikan bahwa peserta didik 	10 menit

	dapat merespon perkataan guru.	
Inti	<ul style="list-style-type: none"> • Siswa mengartikan teks deskriptif yang disajikan guru. • Siswa mencari kata-kata yang sulit. • Guru memberikan satu topik yaitu My School. • Siswa menulis teks deskriptif tersebut. 	35 menit
Penutup	<ul style="list-style-type: none"> • Setelah mengikuti kegiatan pembelajaran pada pertemuan ini, siswa ditanya bagaimana perasaannya (REFLEKSI) • Siswa diminta membuat kesimpulan pembelajaran pada pertemuan ini 	10 menit

H. Sumber dan Media Pembelajaran

1. Sumber : Buku Pegangan Siswa dan Buku lainnya yang relevan
2. Media : Audio-Visual, Power-Point, In-Focus, White-Board

I. Penilaian

-Write a descriptive text about one of your family member.

UNIVERSITAS ISLAM NEGERI

ALAUDDIN
M A K A S S A R

Guru Mata Pelajaran

Andi Senniryati, S.Pd.

Awaru, 8 September 2016

Peneliti

Ulfi Isnaeni

Appendix II

The Classification of the Students' Pre-test

No	Name	Pre-test	Classification
1.	A. Muh.Akbar Nurchoschar	55	Poor
2.	Afdal Oktavia Naschan	61	Fair
3.	Agung Wirayama	60	Poor
4.	Ahmad Fauzan	47	Very poor
5.	Ajai	58	Poor
6.	Arichandhy Ibrahim	60	Poor
7.	Fasli Muhram	62	Fair
8.	Fihri	55	Poor
9.	Iswar	51	Poor
10.	Muh. Akmal Syaputra	58	Poor
11.	Muh. Saiful Umar	54	Poor
12.	Quraish Shihab	51	Poor
13.	Surya Saputra	61	Fair
14.	Taufik Hidayah	44	Very poor
15.	Windi	32	Very poor
16.	Anisyah Nurfazilah	51	Poor
17.	Erfinah	60	Poor
18.	Inul	32	Very poor

19.	Karmelia	47	Very poor
20.	Nurul Ainun	38	Very poor
21.	Putri Nadia Apriyanti	61	Fair
22.	Rahmadana	60	Fair
23.	Ria Arshani	64	Fair
24.	Rifka Nur Musyafirah	60	Poor
25.	Rindiani	56	Poor
26.	Riska	56	Poor
27.	Risna	45	Very poor
28.	Risyah Ratu Aulia	67	Fair
29.	Seni Mardalita	45	Very poor
30.	Zulfadillah	32	Very poor

Appendix III

The Classification of the Students' Post-test

No	Name	Pre-test	Classification
1.	A. Muh.Akbar Nurchoschar	82	Good
2.	Afdal Oktavia Naschan	84	Good
3.	Agung Wirayama	84	Good
4.	Ahmad Fauzan	71	Fair
5.	Ajai	74	Fair
6.	Arichandhy Ibrahim	77	Good
7.	Fasli Muhram	86	Good
8.	Fihri	90	Good
9.	Iswar	76	Good
10.	Muh. Akmal Syaputra	78	Good
11.	Muh. Saiful Umar	72	Fair
12.	Qurais Shihab	77	Good
13.	Surya Saputra	86	Good
14.	Taufik Hidayah	81	Good
15.	Windi	71	Fair
16.	Anisyah Nurfazilah	83	Good
17.	Erfinah	87	Good
18.	Inul	75	Fair

19.	Karmelia	82	Good
20.	Nurul Ainun	78	Good
21.	Putri Nadia Apriyanti	86	Good
22.	Rahmadana	81	Good
23.	Ria Arshani	91	Very good
24.	Rifka Nur Musyafirah	88	Good
25.	Rindiani	84	Good
26.	Riska	87	Good
27.	Risna	88	Good
28.	Risyah Ratu Aulia	92	Very good
29.	Seni Mardalita	83	Good
30.	Zulfadillah	79	Good



UNIVERSITAS ISLAM NEGERI
ALAUDDIN
 MAKASSAR

Appendix IV

The Total Row Score of The Students' Pre-Test and Post-Test

No.	Name	X ₁ (Pre-Test)	X ₂ (Post-Test)	X ₁ ²	X ₂ ²	D (Gain)	D ²
1.	A. Muh.Akbar Nurchoschar	55	82	3025	6724	27	729
2.	Afdal Oktavia Nasehan	61	84	3721	7056	23	529
3.	Agung Wirayama	60	84	3600	7056	24	576
4.	Ahmad Fauzan	47	71	2209	5041	24	576
5.	Ajai	58	74	3364	5476	16	256
6.	Arichandhy Ibrahim	60	77	3600	5929	17	289
7.	Fasli Muhram	62	86	3844	7396	24	574
8.	Fihri	55	90	3025	8100	35	1225
9.	Iswar	51	76	2601	5776	25	625
10.	Muh. Akmal Syaputra	58	78	3364	6084	20	400
11.	Muh. Saiful Umar	54	72	2916	5184	18	324
12.	Quraish Shihab	51	77	2601	5929	26	676
13.	Surya Saputra	61	86	3721	7396	25	625
14.	Taufik Hidayah	44	81	1936	6561	37	1369
15.	Windi	32	71	1024	5041	39	1521
16.	Anisya Nurfaizilah	51	83	2601	6889	32	1024

17.	Erfinah	60	87	3600	7569	27	729
18.	Inul	32	75	1024	5625	43	1849
19.	Karmelia	47	82	2209	6724	35	1225
20.	Nurul Ainun	38	78	1444	6084	40	1600
21.	Putri Nadia Apriyanti	61	86	3721	7396	25	625
22.	Rahmadana	60	81	3600	6561	21	441
23.	Ria Arshani	64	91	4096	8281	27	729
24.	Rifka Nur Musyafirah	60	88	3600	7744	28	784
25.	Rindiani	56	84	3136	7056	28	784
26.	Riska	56	87	3136	7569	31	961
27.	Risna	45	88	2025	7744	43	1849
28.	Risyah Ratu Aulia	67	92	4489	8464	25	625
29.	Seni Mardalita	45	83	2025	6889	38	1444
30.	Zulfadillah	32	79	1024	6241	47	2209
		$\Sigma X_1 =$	$\Sigma X_2 =$	$\Sigma X_1^2 =$	$\Sigma X_2^2 =$	$\Sigma D =$	$\Sigma D^2 =$
		1583	2453	86281	201585	870	27172

Appendix V

Mean Score

Mean score of the students' pre-test

$$\bar{X} = \frac{\sum X}{N}$$

$$= \frac{1583}{30}$$

$$= 52,77$$

Mean score of the students' post-test

$$\bar{X} = \frac{\sum X}{N}$$

$$= \frac{2453}{30}$$


$$= 81,77$$

Mean score of different score

$$\bar{D} = \frac{\sum D}{N}$$

$$= \frac{870}{30}$$

$$\bar{D} = 29$$



UNIVERSITAS ISLAM NEGERI
ALAUDDIN
 MAKASSAR

Appendix VI

The Standard Deviation of Students' Pre-Test

$$SD = \sqrt{\frac{\sum x^2 - \frac{(\sum x)^2}{N}}{N-1}}$$

$$= \sqrt{\frac{86281 - \frac{(1583)^2}{30}}{30-1}}$$

$$= \sqrt{\frac{86281 - \frac{2505889}{30}}{29}}$$

$$= \sqrt{\frac{86281 - 83529,63}{29}}$$

$$= \sqrt{\frac{2751}{29}}$$

$$= \sqrt{94,87}$$

$$SD = 9,74$$

UNIVERSITAS ISLAM NEGERI

ALAUDDIN

MAKASSAR

Appendix VII

The Standard Deviation of Students' Post-Test

$$SD = \sqrt{\frac{\sum x^2 - \frac{(\sum x)^2}{N}}{N-1}}$$

$$= \sqrt{\frac{201585 - \frac{(2453)^2}{30}}{30-1}}$$

$$= \sqrt{\frac{201585 - \frac{6017209}{30}}{29}}$$

$$= \sqrt{\frac{201585 - 200573,63}{29}}$$

$$= \sqrt{\frac{1011,37}{29}}$$

$$= \sqrt{34,87}$$

$$SD = 5,9$$

UNIVERSITAS ISLAM NEGERI

ALAUDDIN

M A K A S S A R

Appendix VIII

Calculating of The t-test

$$\begin{aligned}
 t &= \frac{\bar{D}}{\sqrt{\frac{\sum D^2 - \frac{(\sum D)^2}{N}}{N(N-1)}}} \\
 &= \frac{29}{\sqrt{\frac{27172 - \frac{870^2}{30}}{30(30-1)}}} \\
 &= \frac{29}{\sqrt{\frac{27172 - \frac{756900}{30}}{30(29)}}} \\
 &= \frac{29}{\sqrt{\frac{27172 - 25230}{870}}} \\
 &= \frac{29}{\sqrt{\frac{1942}{870}}} \\
 &= \frac{29}{\sqrt{2,23}} \\
 &= \frac{29}{1,49} \\
 t \text{ test} &= 19,46
 \end{aligned}$$

t table = 2,045



UNIVERSITAS ISLAM NEGERI

ALAUDDIN
M A K A S S A R

t Table

cum. prob	$t_{.50}$	$t_{.25}$	$t_{.20}$	$t_{.15}$	$t_{.10}$	$t_{.05}$	$t_{.025}$	$t_{.01}$	$t_{.005}$	$t_{.001}$	$t_{.0005}$
one-tail	0.50	0.25	0.20	0.15	0.10	0.05	0.025	0.01	0.005	0.001	0.0005
two-tails	1.00	0.50	0.40	0.30	0.20	0.10	0.05	0.02	0.01	0.002	0.001
df											
1	0.000	1.000	1.376	1.963	3.078	6.314	12.71	31.82	63.86	318.31	636.62
2	0.000	0.816	1.061	1.385	1.886	2.920	4.303	6.965	9.925	22.327	31.599
3	0.000	0.765	0.978	1.250	1.638	2.353	3.182	4.541	5.841	10.215	12.924
4	0.000	0.741	0.941	1.190	1.533	2.132	2.776	3.747	4.604	7.173	8.610
5	0.000	0.727	0.920	1.156	1.476	2.015	2.571	3.365	4.032	5.893	6.869
6	0.000	0.718	0.908	1.134	1.440	1.894	2.447	3.143	3.707	5.208	5.959
7	0.000	0.711	0.898	1.119	1.415	1.865	2.365	2.998	3.499	4.785	5.408
8	0.000	0.706	0.893	1.106	1.397	1.860	2.306	2.896	3.355	4.501	5.041
9	0.000	0.703	0.892	1.100	1.383	1.833	2.262	2.821	3.250	4.297	4.781
10	0.000	0.700	0.879	1.093	1.372	1.812	2.228	2.764	3.169	4.144	4.587
11	0.000	0.697	0.876	1.088	1.363	1.796	2.201	2.716	3.106	4.025	4.437
12	0.000	0.695	0.873	1.083	1.358	1.782	2.179	2.681	3.055	3.930	4.318
13	0.000	0.694	0.870	1.079	1.350	1.771	2.160	2.650	3.012	3.852	4.221
14	0.000	0.692	0.868	1.076	1.345	1.761	2.145	2.624	2.977	3.787	4.140
15	0.000	0.691	0.866	1.074	1.341	1.753	2.131	2.602	2.947	3.733	4.073
16	0.000	0.690	0.865	1.071	1.337	1.746	2.120	2.585	2.921	3.686	4.015
17	0.000	0.689	0.863	1.069	1.333	1.740	2.110	2.567	2.898	3.646	3.965
18	0.000	0.688	0.862	1.067	1.330	1.734	2.101	2.552	2.878	3.610	3.922
19	0.000	0.688	0.861	1.066	1.328	1.729	2.093	2.539	2.861	3.579	3.883
20	0.000	0.687	0.860	1.064	1.325	1.726	2.086	2.528	2.846	3.552	3.850
21	0.000	0.686	0.859	1.063	1.323	1.721	2.080	2.518	2.831	3.527	3.819
22	0.000	0.686	0.858	1.061	1.321	1.717	2.074	2.508	2.819	3.505	3.792
23	0.000	0.685	0.858	1.060	1.319	1.714	2.069	2.500	2.807	3.485	3.768
24	0.000	0.685	0.857	1.059	1.318	1.711	2.064	2.492	2.797	3.467	3.745
25	0.000	0.684	0.856	1.058	1.316	1.708	2.060	2.485	2.787	3.450	3.725
26	0.000	0.684	0.856	1.056	1.315	1.706	2.056	2.479	2.779	3.435	3.707
27	0.000	0.684	0.855	1.057	1.314	1.703	2.052	2.473	2.771	3.421	3.690
28	0.000	0.683	0.855	1.056	1.312	1.701	2.048	2.467	2.763	3.408	3.674
29	0.000	0.683	0.854	1.055	1.311	1.699	2.045	2.462	2.756	3.395	3.658
30	0.000	0.683	0.854	1.055	1.310	1.697	2.042	2.457	2.750	3.385	3.646
40	0.000	0.681	0.851	1.050	1.303	1.684	2.021	2.423	2.704	3.307	3.551
60	0.000	0.679	0.848	1.045	1.296	1.671	2.000	2.390	2.660	3.232	3.460
80	0.000	0.678	0.846	1.045	1.292	1.664	1.990	2.374	2.639	3.185	3.416
100	0.000	0.677	0.845	1.042	1.290	1.660	1.984	2.364	2.626	3.174	3.390
1000	0.000	0.675	0.842	1.037	1.282	1.646	1.962	2.330	2.581	3.098	3.300
z	0.000	0.674	0.842	1.036	1.282	1.645	1.960	2.326	2.576	3.090	3.291
	0%	50%	60%	70%	80%	90%	95%	98%	99%	99.8%	99.9%
	Confidence Level										

RESEARCH INSTRUMENT



"The Effectiveness of Using Interactive Writing Technique to Improve Students' Writing Ability in Writing Descriptive Text at The Second Grade of SMPN 1 Awangpone"

Item : Pre-Test

Petunjuk Pengisian:

1. Instrumen penelitian ini adalah alat yang digunakan untuk mengetahui kemampuan menulis adik-adik sebelum penerapan Interactive Writing Technique dalam meningkatkan kemampuan menulis siswa (the students' writing ability) di sekolah Anda.
2. Hasil tes ini tidak akan mempengaruhi nilai adik-adik dalam mata pelajaran Bahasa Inggris karena hasil tes ini semata-mata digunakan untuk kepentingan penelitian.
3. Atas partisipasi, dukungan dan kerjasamanya peneliti mengucapkan terima kasih.
4. Isilah identitas Anda pada kotak yang disediakan.
5. Dalam pengerjaan tes, Anda diperbolehkan membuka kamus.
6. Anda diberikan waktu selama 60 menit untuk mengerjakan tes ini.
7. Selamat mengerjakan dan jangan menyontek!

- Choose one of the topics below.
 - a. My Mother
 - b. My School
 - c. My Best Friend
- Write down a descriptive text based on the topic that you have chosen!

Students' Answer Sheet

"The Effectiveness of Using Interactive Writing Technique to Improve Students' Writing Ability in Writing Descriptive Text at The Second Grade of SMPN 1 Awangpone"

Item : Pre-Test

Name	Score	Classification
Reg. Number		
Class		
Phone Number		
Address		

Write here !



UNIVERSITAS ISLAM NEGERI
ALAUDDIN
 MAKASSAR

RESEARCH INSTRUMENT



“The Effectiveness of Using Interactive Writing Technique to Improve Students’ Writing Ability in Writing Descriptive Text at The Second Grade of SMPN 1 Awangpone”

Item : Post-Test

Petunjuk Pengisian:

1. Instrumen penelitian ini adalah alat yang digunakan untuk mengetahui kemampuan menulis adik-adik setelah penerapan Interactive Writing Technique dalam meningkatkan kemampuan menulis siswa (the students’ writing ability) di sekolah Anda.
2. Hasil tes ini tidak akan mempengaruhi nilai adik-adik dalam mata pelajaran Bahasa Inggris karena hasil tes ini semata-mata digunakan untuk kepentingan penelitian.
3. Atas partisipasi, dukungan dan kerjasamanya peneliti mengucapkan terima kasih.
4. Isilah identitas Anda sesuai dengan kotak yang disediakan.
5. Dalam pengerjaan tes, Anda diperbolehkan membuka kamus.
6. Anda diberikan waktu selama 50 menit untuk mengerjakan tes ini.
7. Selamat mengerjakan dan jangan menyontek!

- Choose one of the topics below:
 - a. My Home
 - b. Tanjung Pallette
 - c. My Favorite Artist / Actor
- Write down a descriptive text based on the topic that you have chosen!


Students' Answer Sheet

"The Effectiveness of Using Interactive Writing Technique to Improve Students' Writing Ability in Writing Descriptive Text at The Second Grade of SMPN 1 Awangponc"

Item : Post-Test

Name	Score	Classification
Reg. Number		
Class		
Phone Number		
Address		

Write here !



UNIVERSITAS ISLAM NEGERI
ALAUDDIN
 MAKASSAR

Students' Answer Sheet



"The Effectiveness of Using Interactive Writing Technique to Improve Students' Writing Ability in Writing Descriptive Text at The Second Grade of SMPN 1 Awangpone"

Item : Pre-Test

Name	: Fibra	Score 55	Classification poor
Reg. Number	: 4277		
Class	: VIII-A		
Phone Number	:		
Address	: MALOPE		

Write here !

My School

My School is a big and Clean. My name School is SMPN 1 Awangpone, my address School Award, Desa Ieding, my School There are 15¹² Classroom and Four canteen, there is a one Library and one Lab IPA, in the ~~se~~ library there are great books. And Great tree, there are Great Students.

Every day Monday we to do Official Flag red white my Principal name is Mr Dr. Syahruddin My Classroom is VIII.A. My Proffesion is chairman

14
13
12
11
10

Students' Answer Sheet

"The Effectiveness of Using Interactive Writing Technique to Improve Students' Writing Ability in Writing Descriptive Text at The Second Grade of SMPN 1 Awangpone"

Item : Pre-Test

Name	: Agung...wira yama.....	Score 60	Classification poor
Reg. Number	: 12.7.2.....		
Class	: VIII A.....		
Phone Number:		
Address	: Maccone.....		

Write here !

MY SCHOOL

My school is abig and elegant. My name School is SMPN 1 Awangpone. My address School is Awang desa kading. there are ~~the~~ Twelve classrom, there are four Canten. My school There is ~~to~~ a one Library and a one Lab Ipa. In a library there are ~~great~~ books. My chairman name Fihri. My classroom is VIII A. There are Thirty students. There are fifteen boys and fifteen girls. My classroom there are five windows and one X white bear. there are twenty four tables and thirty chairs. there are two doors and great pictures. my principal name Is ms. ~~ms~~ Syah foddig. We cleaning

D 15
 P 10
 G 13
 V 11
 C 11

Students' Answer Sheet

"The Effectiveness of Using Interactive Writing Technique to Improve Students' Writing Ability in Writing Descriptive Text at The Second Grade of SMPN 1 Awangpone"

Item : Pre-Test

Name	: RIA ARSHANI	Score 64	Classification fair
Reg. Number	: 4292		
Class	: VIII A		
Phone Number	: 082349005046		
Address	: MACOPE		

Write here !

My Best Friend

I have Best Friend. Her name is karmelia. Her live at macope. Her father name is Budiman and her mother name is Wahida. Her hair is long and straight. Her eye is small and beautiful.

UNIVERSITAS ISLAM NEGERI

ALAUDDIN
M A K A S S A R

Students' Answer Sheet



"The Effectiveness of Using Interactive Writing Technique to Improve Students' Writing Ability in Writing Descriptive Text at The Second Grade of SMPN 1 Awangpone"

Item : Pre-Test

Name	RISYAH RATU AULIA	Score 67	Classification fair
Reg. Number	4203		
Class	VIII A		
Phone Number	0853 9872 1020		
Address	mallari		

Write here !

my school

my school name is SMP NEGERI 1 AWP. I have 12 class, six rooms, and one mosque. my classroom is VIII A. In one class there are many student. In my classroom there are 30 student. There are 15 girls and 15 boys. In my school there are many goods student. my school is big and clean. me and my friend like to read books in the library. There are many books in the library. There are sains, math, art, English, and religion book. we like to borrow one book in library. my school address in Awaru. I like to come in computer rooms. There are many computer. the room is big and clean. I like my school very much.

0 4
1 14
6 15
8 15

Students' Answer Sheet

"The Effectiveness of Using Interactive Writing Technique to Improve Students' Writing Ability in Writing Descriptive Text at The Second Grade of SMPN 1 Awangpone"

Item : Post-Test

Name	: Qura'is. stihab	Score 77	Classification good
Reg. Number	: 9281		
Class	: VIII A		
Phone Number	: 082-393-545-911		
Address	: Waituwo		

Write here !

My address is waituwo. My home very simple my home made from wood and cement. my home it a big simple and long. my color is white, black, red. in my home wait is there bedroom and one dining room in my home is living room and or wc.

ALA UDDIN
M A K A S S A R

0 16
1 15
6 15
V 15
C 16

Students' Answer Sheet



"The Effectiveness of Using Interactive Writing Technique to Improve Students' Writing Ability in Writing Descriptive Text at The Second Grade of SMPN 1 Awangpone"

Item : Post-Test

Name	: RIEKA NUR MUSYAEFA	Score	88	Good
Reg. Number	: 1233			
Class	: VIII A			
Phone Number	: -			
Address	: MALANG			

Write here !

my familiar person

Ayu ting-ting name actually is Ayu Rosmah. Ayu was born on November 17th 1989 in Depok. She has 2 children. Bidad Humaira Rozak.

Ayu is thin. she is a beautiful and tall body. she looks friendly because he often smile to everybody near him. she are a wife. she father's name is Abdul Rozak and mother's name is before that she was a teacher and her life very moderate.

D = 18
 P = 18
 S = 17
 V = 13
 C = 17

Students' Answer Sheet



"The Effectiveness of Using Interactive Writing Technique to Improve Students' Writing Ability in Writing Descriptive Text at The Second Grade of SMPN 1 Awangpone"

Item : Post-Test

Name : Firda	Score	Classification
Reg. Number : 4227	90	good
Class : VIII A		
Phone Number :		
Address : MACOPE		

Write here !

My HOME

My adress Home in MACOPE. My home very simple. My home made from wood. My home many trees and flowers. My home side many coconut tree and mango tree. My home front many Vegetables. My home back many wet rice field.

My home interior is Living room, Family room, Bedroom, kitchen, Dining room and Household object. My home have Six window, Five Cupboard and two door. My home in is Four bedroom. ~~roof~~ my home roof made from iron sheeting.

O 19

P 18

G 17

V 18

C 18

Students' Answer Sheet



"The Effectiveness of Using Interactive Writing Technique to Improve Students' Writing Ability in Writing Descriptive Text at The Second Grade of SMPN 1 Awangpone"

Item : Post-Test

Name	RISYAH RATUL AULIA	Score 92	Classification very good
Reg. Number	71207		
Class	✓ III A		
Phone Number			
Address	malori		

Write here !

my home

my home is in malori. my home is small but clean. It have two doors, nine window and ten ventilation. my house colour's are orange and white. my roof colour is red. In my home it have 2 bedroom, 1 kitchen, 2 rest room, 1 living room, 1 dining room, and 1 veranda. In my home the wall paint are orange, white, and green toska. In front of my home there is many kind flower. Behind my home there is one small home for my cat.

O : 19

P : 18

G : 18

V : 18

C : 19

Appendix XI

Documentation



CURRICULUM VITAE



Ulfi isnaeni was born on December 19th 1994 in Mallari, Kec. Awangpone, Kab. Bone. She is daughter of Drs. Ashar and Siti Rahmatang. She has two sisters and one brother. Her sisters are Ulfa Ade Irma, SKM, and Ainun Maulidah. And her brother is Muh. Akbar Arfah.

The researcher began her study in TK Mattiro Deceng Mallari and graduated in 2000. She continued her study in SD Inpres 6/75 Mallari and graduated in 2006. After that, she continued her study in SMP Negeri 1 Awangpone and graduated in 2009. Then, she continued her study in SMA Negeri 4 Watampone and graduated in 2012.

In 2012, she continued her study at Alauddin State Islamic University of Makassar. She was majoring in English Education Department in Tarbiyah and Teaching Science Faculty. Now she was finished her thesis under the title ***“The Influence of Using Interactive Writing Technique on Students’ Writing Ability in Writing Descriptive Text att The Second Grade of SMPN 1 Awangpone”***.

UNIVERSITAS ISLAM NEGERI
ALAUDDIN
M A K A S S A R